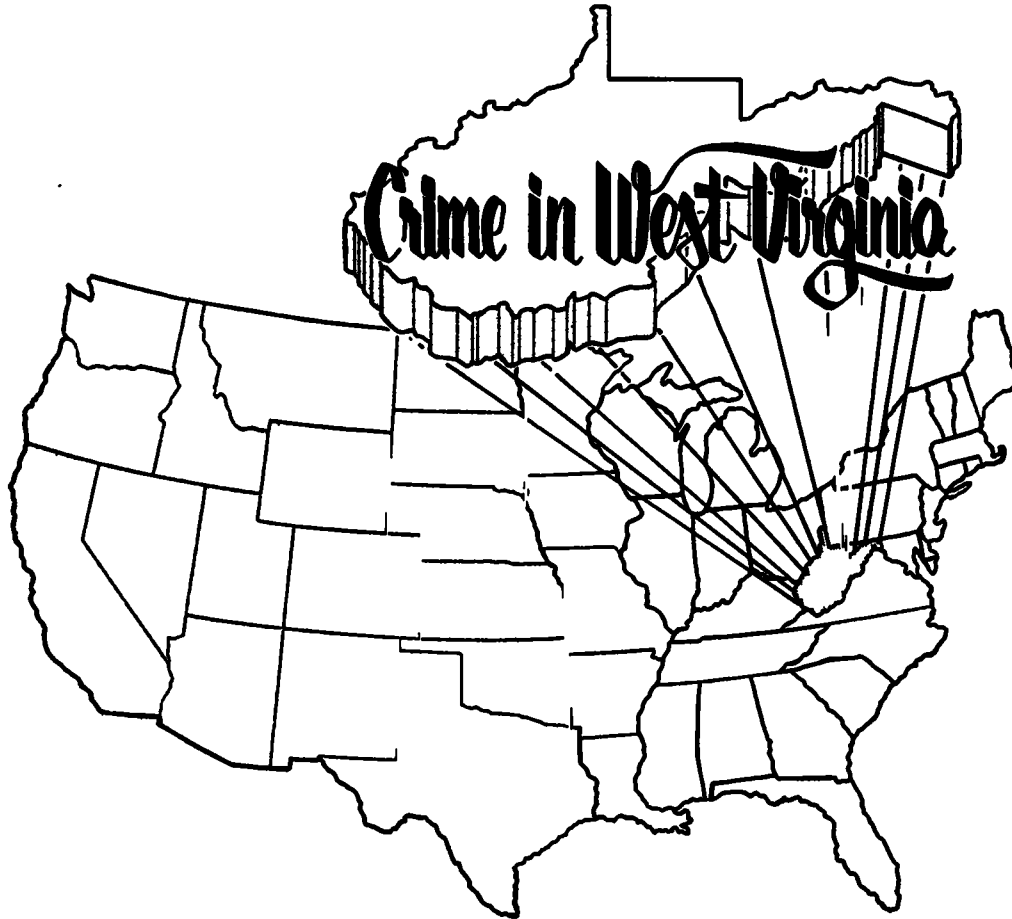


1985



**Department of Public Safety
Annual Uniform Crime Report**



**PROUD OF THE LOWEST
CRIME RATE IN THE NATION
SINCE 1972**

**ARCH A. MOORE, JR.
GOVERNOR**

**W. F. DONOHOE
SUPERINTENDENT**

**COMPILED BY
WEST VIRGINIA DEPARTMENT OF
PUBLIC SAFETY
UNIFORM CRIME REPORTING SECTION
725 JEFFERSON ROAD
SOUTH CHARLESTON, WEST VIRGINIA
25309**



**OFFICE OF THE GOVERNOR
GOVERNOR ARCH A. MOORE, JR.**

West Virginia has the distinction of retaining the lowest crime rate in the Nation for the year 1985. I applaud the entire law enforcement community and specifically dedicate this edition of Crime In West Virginia for 1985 to the dedicated police officers who paid the supreme sacrifice for the collective well being of all West Virginians.

Patrolman John Raymond Tucker served the citizenry of Fort Gay, Wayne County, West Virginia for approximately 10 years.

On April 20, 1985, at approximately 9:00 P. M., Patrolman Tucker, while parked running radar, sustained a single shotgun blast to the left side of his body causing death.

Patrolman Tucker is survived by his wife, Frankie Lynn Tucker and his three children, Crystal Lynn Tucker, age 9; Amanda Kay Tucker, age 4 and John Edward Tucker, age 12.

Trooper Jonathan David Harris served the citizenry of West Virginia for six years, eleven months and twenty-nine days.

On July 11, 1985, at approximately 6:15 P. M., Trooper Harris, while responding to a burglar alarm and traveling South on State Route 20 near Buckhannon, West Virginia, was involved in an automobile accident causing his immediate death.

Trooper Harris is survived by his wife, Joyce Angus and daughter, Natalie Joy, age 10.

May we always remember.

Arch A. Moore, Jr.
ARCH A. MOORE, JR.
GOVERNOR



Department of Public Safety
(West Virginia State Police)
South Charleston, West Virginia 25309

Executive Office

Arch A. Moore, Jr.
Governor

August 1, 1986

Colonel W. F. Donohoe
Superintendent

The Honorable Arch A. Moore, Jr.
Governor of West Virginia
State Capitol Building
Charleston, West Virginia 25305

Dear Governor Moore:

I am pleased to submit the Fourteenth Annual Report on Crime in West Virginia. This report is constructed and delivered in accordance with Chapter 15, Article 2, Section 24 of the Code of West Virginia. The information is based on statistics submitted on a monthly basis by law enforcement agencies within West Virginia for the year of 1985.

The purpose of this report is to provide reliable data of a comprehensive nature to the criminal justice community. It is the intent of the legislation and our hope that both the graphic and statistical representations of crime factors will be an aid to law enforcement personnel in planning crime prevention activities throughout the entire State of West Virginia.

In accordance with your directive, Governor, I am dedicating this report to all law enforcement officers and other public officials who have participated in and assisted the Uniform Crime Reporting Program in West Virginia. Without the meaningful input and interest of the law enforcement community in West Virginia, we would neither enjoy the lowest crime rate in the nation nor would this report have been possible.

Sincerely yours,

COLONEL W. F. DONOHOE
SUPERINTENDENT

WFD:pmc

West Virginia Department of Public Safety


Colonel W. F. Donohoe
Superintendent

Lt. Col. H. C. Beverley
Deputy Superintendent

Major R. H. Miller
Chief of Staff

Major M. P. Koernor
Chief of Field Services

Lt. K. W. Blake
Director, Criminal Identification Bureau



DATA PROCESSING

Shirley Schneider
Director of Data Processing

UNIFORM CRIME REPORTING

Cpl. M. A. Lafferre
Director

Sandie Chaney
UCR Analyst

Trena Crist
Statistical Analyst



TABLE OF CONTENTS

Letter of Transmittal	i
West Virginia Department of Public Safety - UCR Unit Members	iii
Introduction	1
Classification of Offenses	4
Profile-State of West Virginia	10
Crime Factors	11
Crime Index	12
Annual Report Synopsis	16
West Virginia Offense Data	19
Crime Index Offenses	20
Criminal Homicide-Murder	26
Forcible Rape	30
Robbery	32
Felonious Assault	35
Breaking and Entering	37
Larceny Theft	40
Motor Vehicle Theft	43
West Virginia Arrest Data	45
Violent Crime	46
Property Crime	47
Narcotic Drug Law Arrests	47
Gambling Arrests	47
Juvenile Disposition Data	47
Law Enforcement Employee Data	55
Police Employee Data	56
Law Enforcement Officers Killed and Assaulted	57
State, County, Municipal, and DNR Offense Data	61
Crime Index Report	63
State, County and Municipal Arrest Data	
(Part I Offenses)	113
(Part II Offenses)	153
Department of Natural Resources Arrest Data	193
Arson	209
Domestic Violence	213
Contributor Participation Report	219
Glossary of Terms	228

LIST OF TABLES AND CHARTS

Crime Index by Month	21
Violent Crime Offenses by Month	22
Non-Violent Property Offenses by Month	23
Value of Property Stolen by Type of Offense	24
West Virginia Crime Index-Five Year Recapitulation	25
Murders by Month	27
Murders by Type of Weapon/Circumstance	28
Murder Victims-Age, Sex, Race, and Ethnic Origin	29
Forcible Rape by Month	31
Robbery by Type of Weapon	32
Robbery by Month	33
Robbery-Value of Property Stolen	34
Felonious Assault by Type of Weapon	35
Felonious Assaults by Month	36
Breaking and Entering by Type of Entry	37
Breaking and Entering by Month	38
Breaking and Entering-Value of Property Stolen	39
Larceny-Theft by Month	41
Larceny-Theft-Value of Property Stolen	42
Motor Vehicle Theft by Type of Motor Vehicle	43
Motor Vehicle Theft by Month	44
Part I and II Arrests by Month	48
Total Arrests	49
Total Arrests by Race and Ethnic Origin	50
Total Arrests by Sex	51
Total Arrests by Age	52-53
Law Enforcement Employee Data	57
Police Officers Assaulted Summary	58
Analysis of Assaults on Law Enforcement Officers	59
Crime Index Report	63-111
Part I Arrests	113-152
Part II Arrests	153-192
DNR Arrests - District 1	196-197
DNR Arrests - District 2	198-199
DNR Arrests - District 3	200-201
DNR Arrests - District 4	202-203
DNR Arrests - District 5	204-205
DNR Arrests - District 6	206-207
Arson Volume and Value of Property Damaged	211
Domestic Violence - Referrals of Suspected Child Abuse and Neglect	216
Domestic Violence - Activity by Agency	217-218
Contributor Participation Report	219-227
Map of West Virginia	Back Cover



INTRODUCTION

The West Virginia Uniform Crime Reporting (UCR) Program is a statewide uniform method of collecting crime statistical data, under the direction of the Uniform Crime Reporting Division, West Virginia Department of Public Safety. Its purpose is two-fold:

1. To provide a consolidated annual report concerning crime in West Virginia, and
2. To report state-wide crime statistics from a single agency to the Federal Bureau of Investigation

National Uniform Crime Reporting Program

The counterpart of all state-wide UCR programs is the National UCR Program under the direction of the Federal Bureau of Investigation. This National program was the result of a need for nation-wide uniform compilation of law enforcement statistics. Uniform Crime Reports were first collected in 1930 after being developed by a committee of the International Association of Chiefs of Police. Today the IACP continues to serve in an advisory capacity to the FBI in its operation of the UCR program.

In the last several years the FBI has been actively assisting individual states in the development of state-wide programs for the collection of law enforcement statistics. Although individual UCR programs may vary from state to state, all state programs must be compatible with the National UCR Program. Presently there are 41 operational state-level UCR Programs. Crime statistics submitted by individual law enforcement agencies from all fifty (50) states, whether reported through state-level UCR programs or directly to the FBI, are presented annually in the FBI's Uniform Crime Reports publication, **Crime in the United States**.

West Virginia Uniform Crime Reporting Program

Taking advantage of the invaluable assistance provided, West Virginia developed its own state-wide program for collection of law enforcement statistics.

Purpose and Objectives

The fundamental objectives of the West Virginia UCR Program are:

1. Inform the Governor, Legislature, other government officials, and the public as to the nature of the crime problem in West Virginia - its magnitude and its trends.
2. Provide the FBI with complete UCR data to be included in the National crime reports.
3. Provide law enforcement administrators with the best possible data available to help combat individual problem areas.
4. Determine who commits crimes by age, sex, race and ethnic origin and by other attributes in order to find the proper focus for crime prevention and enforcement.
5. Provide base data and statistics to measure the workload and effectiveness of West Virginia's Criminal Justice System, to measure the effect of prevention and deterrence programs, and to assist in the assessment of social and other causes of crime for the development of theories on criminal behavior.

Development

The West Virginia Legislature in the Criminal Identification Bureau Act of 1971 established the Uniform Crime Reporting Statute.

Criminal Identification Bureau Act of 1971 Chapter 15, Article 2, Section 24, Sub-Section I

(i) All state, county and municipal law enforcement agencies shall submit to the bureau uniform crime reports setting forth their activities in connection with law enforcement. It shall be the duty of the bureau to adopt and promulgate rules and regulations prescribing the forms, general content, time and manner of submission of such Uniform Crime Reports. Willful or repeated failure by any state, county or municipal law enforcement official to submit the Uniform Crime reports as required in this article shall constitute neglect of duty in public office. The Bureau shall correlate the reports submitted to it and shall compile and submit to the governor and the legislature semi-annual reports based on such reports. A copy of such reports shall be furnished to all prosecuting attorneys and law enforcement agencies.

The responsibility and authority for collection and dissemination of UCR data was given to the West Virginia Department of Public Safety (State Police). This program became operational January 1, 1972.

Reporting Procedure

Under the West Virginia UCR Statute, law enforcement agencies are required to submit specified Uniform Crime Reports. The necessary information for each of the required reports is gathered from each agency's record of complaints, investigations and arrests. Offenses are recorded by the municipality and county in which they occur. Municipal law enforcement agencies report those crimes which occur within the cities, county sheriff's departments and state police report those crimes which occur within the counties but outside of the cities.

Uniform crime reports are submitted on a monthly basis. Law enforcement agencies report the number of offenses known to them in the following Part I crime categories:

- (1) Criminal Homicide
- (2) Forcible Rape
- (3) Robbery
- (4) Felonious Assault
- (5) Breaking and Entering
- (6) Larceny
- (7) Motor Vehicle Theft

Arson became the eighth crime index offense in 1979, however, these statistics are collected in a supplemental form and are shown separately.

In addition, law enforcement agencies report on a monthly basis supplemental offense information such as the value of property stolen and recovered, the circumstances surrounding homicides and rapes, the age, sex, race and ethnic origin of all persons arrested, and police disposition of juveniles. Police employee data is collected on an annual basis. Information on Domestic Violence is collected on a monthly basis in accordance with House Bill 802, which went into effect July 1, 1981. Summary information on Domestic Violence is included in this addition of **Crime in West Virginia**.

Verification Process

An obvious concern in the collection of crime statistics from law enforcement agencies throughout the state is the uniformity and accuracy of data received. All law enforcement agencies are furnished with the Uniform Crime Reporting Handbook which outlines in detail the proper procedures for scoring and classifying offenses. However, program aides such as guides and instructions do not necessarily guarantee the accuracy and correctness of the reports submitted by the agencies. Additional controls therefore are necessary.

Each report received by the UCR Section is recorded, examined and verified for mathematical accuracy and possibly more important for reasonableness. The elimination of duplication of reporting by agencies receives particular attention. Checks are built into the data processing of the reports to further ensure their validity and accuracy. The UCR Program, however, is still affected to some degree by problems such as incorrect reports, incomplete records, misinterpreted data and human error, as are all statistical programs. In addition, it should be pointed out that there is no way of determining the actual total number of crimes which are committed. Many criminal acts occur which are not reported to official sources. It is for this reason the Uniform Crime Reporting Program focuses its attention on the offenses which are reported to law enforcement agencies.

In spite of these and other shortcomings, the Uniform Crime Reporting Program still provides the best information available concerning crime in West Virginia.

Population Data

The computation of crime rates as they appear in this report by municipality, county and state is based on 1985 population data provided by the Federal Bureau of Investigation through the cooperation and assistance of the United States Bureau of Census

CLASSIFICATION OF OFFENSES

Uniformity in reporting under the West Virginia System is based upon the proper classification of offenses by police.

The adoption of the Federal System of Uniform Crime Reporting included the utilization of the offense classifications of that system. Law enforcement in this state has made accurate application of those classifications in the reports submitted to the West Virginia Uniform Crime Reporting System.

In view of the need for compatibility with the federal system "offenses" under the program are not distinguished by designation of "high misdemeanors," "misdemeanors," or violations of municipal ordinances. The explanations of offense classifications may vary slightly with those employed at the federal level because the language used is that familiar to law enforcement in this state. However, the major categories of offense classification remain the same as those employed on the national level.

Part I Offenses

Offense data consists of information that has been extracted from reports of Part I crimes that have come to the attention of West Virginia law enforcement agencies. In general, Part I crimes are those serious crimes that are usually reported to law enforcement agencies. They consist of the following offenses:

Offense Classifications

(1) Homicide

1a. Murder and Non-Negligent Manslaughter—The unlawful killing of a human being with malice aforethought.

General Rule—Any death due to a fight, argument, quarrel, assaults or commission of a crime.

1b. Manslaughter by Negligence—The unlawful killing of a human being, by another, without malice aforethought.

General Rule—The killing may result from the commission of an unlawful act or from a lawful act performed with gross negligence. Traffic deaths may be classified as such when due to gross negligence of someone rather than the victim.

(2) Forcible Rape

2a. Rape by Force—The carnal knowledge of a female forcibly against her will.

General Rule—Forcible rape of a female but excluding carnal abuse (Statutory Rape) or other sex offenses.

2b. Assault to Rape-Attempts—All assaults and attempts to rape.

(3) Robbery

—The felonious and forcible taking of the property of another, against his will, by violence or by putting him in fear. Includes all attempts.

3a. **Gun**—All robberies and attempted robberies involving the use of any type firearms (revolvers, automatic pistols, shotguns, zip guns, rifles, pellet guns, etc.)

3b. **Knife or Cutting Instrument**—All robberies and attempted robberies involving the use of cutting or stabbing objects (knife, razor, hatchet, axe, cleaver, scissors, glass, broken bottle, dagger, ice pick, etc.)

3c. **Other Dangerous Weapons**—All robberies or attempted robberies when any other object or thing is used as a weapon. (This includes clubs, bricks, jack handles, bottles, explosives, acid, etc.)

3d. **Strong Arm-Hands, Fists, Feet, Etc.**—All Robberies which includes muggings and similar offenses where no weapon is used, but strong arm tactics are employed to deprive the victim of his property. This is limited to hands, arms, fists, feet, etc. As in armed robbery, include all attempts.

- (4) **Assaults**—An assault is an attempt or offer, with unlawful force or violence, to do physical injury to another.

General Rule—All assaults will be classified in the following categories, excluding assaults with intent to rob or rape.

4a. **Gun**—All assaults and attempted assaults involving the use of any type of firearms. (Revolvers, automatic pistols, shotguns, zip guns, pellet guns, etc.)

4b. **Knife or Cutting Instrument**—All assaults and attempted assaults, involving the use of cutting or stabbing objects (knife, razor, hatchet, axe, cleaver, scissors, glass, broken bottle, dagger, ice pick, etc.).

4c. **Other Dangerous Weapon**—All assaults or attempted assaults when any other object or thing is used as a weapon. (Clubs, bricks, pick handles, bottles, acid, explosives, lye, poison, scalding water and cases of attempted drowning, burning, etc.).

4d. **Hands, Fists, Feet, Etc.-Felonious**—Assaults which are of a felonious nature when hands, fists, feet, etc., are used. To be classified as felonious assault, the attack must result in serious personal injury.

4e. **Other Assaults-Not Felonious**—All offenses of simple assault and assault and battery.

- (5) **Breaking and Entering**—Unlawful entry or attempted forcible entry of any structure to commit a felony or larceny.

General Rule—Any unlawful entry or attempted forcible entry of any dwelling house, attached structure, public building, shop, office, factory, storehouse, apartment, house trailer, warehouse, mill, barn, other building, houseboat, or railroad car.

NOTE: For Uniform Crime Reporting purposes, breaking and entering and larceny are classified only as breaking and entering, the larceny is excluded. Breaking and Entering of a motor vehicle is classified as larceny.

5a. **Forcible Entry**—All offenses where force of any kind is used to enter unlawfully a locked structure, with intent to steal or commit a felony. This includes entry by use of a master key, celluloid, or other device that leaves no outward mark but is used to open a lock. Concealment inside a building, followed by the breaking out of the structure is also included.

5b. **Unlawful Entry-No Force**—Any unlawful entry without any evidence of forcible entry.

5c. Attempted Forcible Entry—When determined that forcible entry has been attempted.

- (6) **Larceny Theft (Except Auto Theft)**—The unlawful taking of the property of another with intent to deprive him of ownership.

General Rule—All larcenies and thefts resulting from pocket-picking, purse snatching, shoplifting, larceny from auto, larcenies of auto parts and accessories, theft of bicycles, larcenies from buildings, and from coin operated machines. Any theft that is not a robbery or the result of breaking and entering is included. Embezzlement, larceny by bailee, fraud or bad check cases are excluded.

- (7) **Motor Vehicle Theft**—The larceny or attempted larceny of a motor vehicle.

General Rule—Thefts and attempted thefts of a motor vehicle. This includes all vehicles which can be registered as a motor vehicle in this state. Excludes where there is a lawful access to the vehicle, such as a family situation or unauthorized use by others with lawful access to the vehicle. (Chauffeur, employees, etc.).

- (8) **Arson**—Include all arrests for violation of State Laws and Municipal Ordinances relating to arson and attempted arson.

General Rule: Any willful or malicious burning or attempt to burn, with or without intent to defraud, a dwelling house, public building, motor vehicle or aircraft, personal property of another, etc. Only fires determined through investigation to have been willfully or maliciously set are to be classified as arsons. Attempts to burn should be included, but fires of suspicious or unknown origins should not be reported.

The hierarchy rule will not apply to the offense of Arson. Any other Crime Index Offense occurring in conjunction with an arson will be reported.

Part II Offenses

Part II Offenses are made up of all other crimes not classified as Part I crimes. Information on Part II offenses is only reported when an arrest has been made. Part II crimes for UCR purposes are as follows:

- (9) **Other Assaults**—This class is comprised of all assaults and attempted assaults which are simple or minor in nature. These "Other Assaults" are also scored on Return A under item 4e as an Offense Known to Police. However, for the purpose of this return, arrests for this offense are scored in this class.
- (10) **Forgery and Counterfeiting**—In this class all offenses dealing with the making, altering, uttering or possessing, with intent to defraud, anything false in the semblance of that which is true.

Include: Altering or forging public or other records. Making, altering, forging, or counterfeiting bills, notes, drafts, tickets, checks, credit cards, etc.

Counterfeiting coins, plates, bank notes, checks, etc.

Possessing or uttering forged or counterfeiting instruments.

Signing the name of another or fictitious person with intent to defraud.

All attempts to commit any of the above.

- (11) **Fraud**—Fraudulent conversion and obtaining money or property by false pretense. Includes bad checks, confidence games, etc., except forgeries and counterfeiting.
- (12) **Embezzlement**—Misappropriation or misapplication of money or property entrusted to one's care, custody or control.
- (13) **Stolen Property: Buying, Receiving, Possessing**—Include in this class all offenses of buying, receiving, and possession of stolen property, as well as all attempts to commit any of these offenses.
- (14) **Vandalism**—Include in this class all willful or malicious destruction, injury, disfigurement or defacement of any public or private property, real or personal, without consent of the owner or person having custody or control, by cutting, tearing, breaking, marking, painting, drawing, covering with filth, or any other such means as may be specified by law or ordinance. This offense covers a wide range of malicious behavior directed at property.
- (15) **Weapons: Carrying, Possessing, Etc.**
This class deals with violations of weapons laws such as:
Manufacture, sale or possession of deadly weapons.
Carrying deadly weapons.
Furnishing deadly weapons to minors.
Aliens possessing deadly weapons. All attempts to commit the above.
- (16) **Prostitution and Commercialized Vice**—Include in this class the sex offenses of a commercialized nature, such as:
Prostitution
Keeping bawdy house, disorderly house, or house of ill repute.
Pandering, procuring, transporting or detaining women for immoral purposes, etc.
All attempts to commit any of the above.
- (17) **Sex Offenses**—Except forcible rape, prostitution and commercialized vice. Include offenses against chastity, common decency, morals, and the like.
Adultery and fornication
Buggery
Incest - (No Force)
Indecent Exposure
Sodomy
Statutory Rape-(No Force)
All attempts to commit any of the above.

- (18) **Narcotic Drug Laws**—Narcotic drug law arrests are requested on the basis of the narcotics used. Include all arrests for violations of State and Local Ordinances, specifically those relating to the unlawful possession, sale, use, growing, manufacturing and making of narcotic drugs. Make the following subdivisions of narcotic drug law arrests.
- Opium or cocaine and their derivatives
 - Morphine, heroin, codeine
 - Marijuana
 - Synthetic narcotics, manufactured narcotics which can cause true drug addiction.
 - Demerol, methadones
 - Dangerous non-narcotic drugs
 - Barbiturates, benzedrine
- (19) **Gambling**—All charges which relate to promoting, permitting or engaging in gambling. To provide a more refined collection of gambling arrests, the following breakdown should be furnished:
- Bookmaking (Horse and sport books)
 - Numbers and lottery
 - All other
- (20) **Offenses Against the Family and Children**—Included here are all charges of non-support and neglect or abuse of family and children.
- Desertion, abandonment, or non-support
 - Neglect or abuse of child
 - Non-payment of alimony
- (21) **Driving Under the Influence**—This class is limited to the driving or operating of any vehicle while drunk or under the influence of liquor or narcotic drugs.
- (22) **Liquor Laws**—With the exception of "Drunkenness" (Class 23) and "Driving Under the Influence" (Class 21), liquor law violations, State or Local, are placed in this class. Do not include Federal violations. Include: Manufacturing, sale, transporting, furnishing, possession, etc.
- Maintaining unlawful drinking places
 - Bootlegging
 - Operating still
 - Furnishing liquor to a minor
 - Using vehicle for illegal transportation of liquor
- (23) **Drunkenness**—Included in this class are all offenses of drunkenness or intoxication, with the exception of "Driving Under the Influence" (Class 21).
- Drunk and disorderly
 - Public intoxication

- (24) **Disorderly Conduct**—In this class, all disorderly persons arrested except those counted in classes 1 through 23 and class 25 are included.
- (25) **Vagrancy**—Place in this class arrests for disorderly persons when the person is arrested for failure to give good account of himself.
- (26) **All Other Offenses**—Include in this class every other State or Local offense not included in classes 1 through 25.

Abduction and compelling to marry

Abortion (Death resulting from abortion is homicide)

Bastardy and concealing death of a bastard

Bigamy and polygamy

Blackmail and extortion

Bribery

Contempt of Court

Discrimination, unfair competition

Kidnapping

Offenses contributing to juvenile delinquency except as provided for in classes 1 through 29, such as employment of children in immoral vocations or practices, admitting minors to improper places, etc.

Perjury and subornation of perjury

Possession, repair, manufacture, etc., of burglar's tools

Possession or sale of obscene literature

Unlawful use, possession, etc., of explosives, etc.

- (27) **Suspicion**—Not Reported in West Virginia.
- (28) **Curfew and Loitering Laws (Juveniles)**—Count all arrests made for violations of local curfew or loitering ordinances.
- (29) **Runaway (Juvenile)**—Count arrests made by other jurisdictions of runaways from your jurisdiction. Do not include protective custody actions with respect to runaways you take for other jurisdictions. Count only your own local cases.

PROFILE STATE OF WEST VIRGINIA

West Virginia, truly deserving of its nickname "Mountain State" possesses an abundance of resources — natural, educational and recreational — for its citizens and for visitors to this fine state.

Bordered by the states of Pennsylvania, Maryland, Ohio, Kentucky and Virginia, West Virginia is located between the large population centers of the East and Midwest. Four principal Metropolitan market areas — New York, Chicago, Philadelphia and Detroit — are within a 500 mile radius of the state.

Comprised of 55 counties, with a population in 1985 of 1,936,000 and a density of 79.8 persons per square mile, West Virginia is primarily a rural state. Known best as one of the major coal producing states, West Virginia continues to move to the forefront in terms of energy production, research, and development. In addition to an increased emphasis on coal, natural gas liquids and petroleum continue to be important mineral resources. And in the Ohio and Kanawha River Valleys the chemical industry has become a major economic force in the state. Add to these other resources such as metals and high quality timber from our vast woodlands, and it becomes obvious that West Virginia's economy is quite diverse.

Two areas of improvement West Virginians are quite proud of are in education and in recreation. Advancements in education include three medical schools, an excellent law school, a greatly expanded statewide College of Graduate Studies, as well as many new elementary, secondary, vocational and technical schools throughout the state.

In the area of recreation, West Virginia is a state with an exceptional outdoor recreation base. Its varied topography, climate and resources give it the potential of being a year-round recreation land serving the people of the Eastern United States. With its fine fishing streams, picturesque mountains and abundant forest areas, West Virginia's state parks and forests continue to attract visitors in ever-growing numbers. Skiing has become a very popular winter activity with the State having 4 major ski resorts to offer people in the Eastern U.S.

This profile is presented to help the reader gain a better understanding of the state of West Virginia.

CRIME FACTORS

Statistics gathered under the Uniform Crime Reporting Program are submitted by the law enforcement agencies of West Virginia and project a state-wide view of crime. Awareness of the presence of certain crime factors, which may influence the resulting volume and type of statistics presented, is necessary if fair and equitable conclusions are to be drawn. These crime-influencing factors are present, to some degree, in every community and their presence affects, in varying degrees, the crime experience of that community. Attempts at comparison of crime figures between communities should not be made without first considering the individual factors present in each community.

Crime, as an outgrowth of society, remains a social problem of grave concern and the police are limited in their role to its suppression and detection. As stated by the President's Commission on Law Enforcement and Administration of Criminal Justice in their report "The Challenge of Crime In A Free Society" (1967-Page 92):

"But the fact that the police deal daily with crime does not mean that they have unlimited power to prevent it, or reduce it, or deter it. The police did not create and cannot resolve the social conditions that stimulate crime. They did not start and cannot stop the convulsive social changes that are taking place in America. They do not enact the laws that they are required to enforce, nor do they dispose of the criminals they arrest. The police are only one part of the criminal justice system; the criminal justice system is only one part of the government; and the government is only one part of society. Insofar as crime is a social phenomenon, crime prevention is the responsibility of every part of society. The criminal process is limited to case by case operations, one criminal or one crime at a time."

Set forth below are some of the conditions which will, by type and volume, affect the crime that occurs from place to place:

Density and size of the community population and the metropolitan area of which it is a part.

Composition of the population with reference particularly to age, sex, race and ethnic origin.

Economic status of the population.

Relative stability of the population, including commuters, seasonal, and other transient types.

Climate, including seasonal weather conditions.

Educational, recreational, and religious characteristics.

Standards governing appointments to the police force.

Policies of the prosecuting officials and the courts.

Attitude of the public toward law enforcement problems.

The Administrative and investigative efficiency of the local law enforcement agency, including the degree of adherence to crime reporting standards.

CRIME INDEX

The tabulations presented in the tables, graphs, and charts in this publication indicate the volume and distribution of crime in West Virginia on the basis of a Crime Index. The crime figures are broken down by municipal, county and state totals.

The Uniform Crime Reporting Program utilizes seven crime classifications to establish an index to measure the trend and distribution of crime in the United States. These crimes—Murder, Forcible Rape, Robbery, Felonious Assault, Breaking & Entering, Larceny Theft and Motor Vehicle Theft—are counted by law enforcement agencies as the crimes become known to them. These crimes were selected for use in the Crime Index because, as a group, they represent the most common local crime problem. They are all serious crimes, either by their very nature or due to the volume in which they occur. Offenses of Murder, Forcible Rape, Robbery, and Felonious Assault are categorized as Violent Crimes. Offenses of Breaking & Entering, Larceny-Theft and Motor Vehicle Theft are classed as Non-Violent Crimes.

The Uniform Crime Reporting Program is based upon a policy of counting only the most serious offense in situations where multiple offenses have occurred. This rule is known as the Hierarchy Rule and applies only to crime reporting. With the addition of Arson as a Part I crime in 1979, however, it was recognized that Arson normally occurs with other Part I crimes and that important information could be lost by using the Hierarchy Rule as a guide. Therefore, Arson is reported regardless of the crime being committed in conjunction with another Part I offense. Due to complications in absorbing Arson data into the present UCR computer system and due to the newness of statistical data collected, **Arson data is not included in any reference to the Crime Index but is instead reported separately in another section of this report.**

The crime counts set forth in this publications are for actual offenses established by police investigation. In 1985, 42,538 Crime Index Offenses were known to police.

Calculation of Rates and Percentages

Monthly and annual Uniform Crime Reports currently received from 319 municipal, county and state law enforcement agencies in West Virginia represent 100 percent of the estimated West Virginia population. The Department of Natural Resources submits through 6 districts, which cover all 55 counties in the State.

The West Virginia State Police maintain at least one detachment in each of the 55 counties throughout the state. Each detachment is mainly responsible for law enforcement in the rural areas of the respective county. Therefore, there are two law enforcement agencies (state police and sheriff's department) in each county which serve the same area and essentially the same population. Because of this fact, to attempt to compute a crime rate for each of the agencies would be unreasonable. The problem was resolved by combining activity reported by both agencies into one category hereafter referred to in this report as "rural county". However, the number of offenses and the percent of offenses cleared is listed separately for each agency.

This report provides police executives with a yardstick with which to measure local crime problems. To use this report as an administrative tool, data must be converted into rates and percentages. Simple formulas for this purpose are presented below.

Crime Rates

The most used of all crime statistics is the Crime Index Rate, which refers to the number of Crime Index offenses per 100,000 inhabitants. It can be calculated by either of two procedures.

One procedure is to divide the number of Crime Index Offenses by the population, and to multiply the result by 100,000.

EXAMPLE:

$$\frac{1,980 \text{ Robberies}}{500,000 \text{ Population}} = .003960 \times 100,000 = 396.0$$

**Crime Rate
Robberies
per 100,000
persons**

Another procedure is called the reciprocal method. It can be used to calculate crime rates for a number of different offense classifications. The **reciprocal** is determined by dividing 100,000 by the population. The reciprocal can then be multiplied by the number of offenses for each crime to determine the rate per 100,000.

EXAMPLE:

$$\frac{100,000}{500,000 \text{ population}} = \text{Reciprocal } .200000 \times \text{Number of Robberies } 1,980 = \text{Crime Rate } 396.0 \text{ Robberies per 100,000 persons}$$

All Crime Rates which were calculated for the total number of offenses committed in the State were based on the number of offenses per 100,000 persons.

However, due to the fact that no city within the State has a population over 100,000, calculations for each individual contributing agency were based on the number of offenses per 1,000 persons:

Clearance Rates

For Uniform Crime Reporting purposes, a Crime Index Offense is cleared when a law enforcement agency has identified the offender, there is enough evidence to charge him and he is actually taken into custody. The arrest of one person can clear several crimes or several persons may be arrested in the process of clearing one crime.

Crime solutions are also recorded in exceptional circumstances when some element beyond law enforcement control precludes formal charges against the offender. An offense may be exceptionally cleared when it falls into one of the following categories:

1. The offender commits suicide.
2. A double murder occurs (two persons kill each other).
3. The offender dies after making a confession (dying declaration).
4. The offender is killed by a law enforcement officer.
5. The offender confesses to committing the crime while already in custody for another crime or serving a sentence.
6. The offender is prosecuted in another city for a different crime by federal, state or local authorities, or for the same offense, and the other jurisdiction refuses to release the offender.
7. Another jurisdiction refuses to extradite the offender.

8. The victim of a crime refuses to cooperate in the prosecution.
9. The offender is prosecuted for a less serious charge than the one for which he was arrested.
10. The offender is a juvenile who is handled by a verbal or written notice to the parents in instances involving minor offenses such as petit larceny.

For the year of 1985, 26.2 percent of all Index Crimes were cleared as compared to 24.7 percent cleared during 1984. The percentage of Violent Crimes cleared was 66.3 percent in 1985 and 66.8 percent in 1984, while the clearance rate for Property Crimes was 22.9 percent in 1985 and 21.4 percent in 1984.

**CRIME IN WEST VIRGINIA
ANNUAL REPORT SYNOPSIS
1985**

POPULATION:	
TOTAL	1,936,000
RURAL	1,182,703
MUNICIPAL	753,297

LAW ENFORCEMENT EMPLOYEES:	
TOTAL	3,991
SWORN OFFICERS	2,790
CIVILIANS	1,201

INDEX CRIME VOLUME:	
TOTAL	42,538
VIOLENT	3,214
MURDER	71
FORCIBLE RAPE	359
ROBBERY	715
FELONIOUS ASSAULT	2,069
NON-VIOLENT	39,324
BREAKING AND ENTERING	11,634
LARCENY-THEFT	24,520
MOTOR VEHICLE THEFT	3,170

INDEX CRIME TIME FREQUENCIES:	
TOTAL	1 EVERY 12.4 MINUTES
VIOLENT	1 EVERY 2.7 HOURS
MURDER	1 EVERY 5.1 DAYS
FORCIBLE RAPE	1 EVERY 1.0 DAYS
ROBBERY	1 EVERY 12.3 HOURS
FELONIOUS ASSAULT	1 EVERY 4.2 HOURS
NON-VIOLENT	1 EVERY 13.4 MINUTES
BREAKING AND ENTERING	1 EVERY 45.2 MINUTES
LARCENY-THEFT	1 EVERY 21.4 MINUTES
MOTOR VEHICLE THEFT	1 EVERY 2.8 HOURS

INDEX CRIME RATE PER 100,000 RESIDENTS:	
TOTAL	2,197.2
VIOLENT	166.0
MURDER	3.7
FORCIBLE RAPE	18.5
ROBBERY	36.9
FELONIOUS ASSAULT	106.9

NON-VIOLENT	2,031.2
BREAKING AND ENTERING	600.9
LARCENY-THEFT	1,266.5
MOTOR VEHICLE THEFT	163.7

INDEX CRIME CLEARANCES (RATES):

TOTAL	11,155 (26.2%)
VIOLENT	2,129 (66.3%)
MURDER	70 (98.6%)
FORCIBLE RAPE	272 (75.8%)
ROBBERY	266 (37.2%)
FELONIOUS ASSAULT	1,523 (73.6%)
NON-VIOLENT	9,026 (22.9%)
BREAKING AND ENTERING	2,322 (20.0%)
LARCENY-THEFT	5,859 (23.9%)
MOTOR VEHICLE THEFT	845 (26.7%)

INDEX CRIME ARRESTS:

TOTAL	10,603
VIOLENT	1,917
MURDER	81
FORCIBLE RAPE	184
ROBBERY	365
FELONIOUS ASSAULT	1,287
NON-VIOLENT	8,686
BREAKING AND ENTERING	2,418
LARCENY-THEFT	5,736
MOTOR VEHICLE THEFT	532

VALUE OF PROPERTY STOLEN:

TOTAL STOLEN	\$30,860,646
TOTAL RECOVERED	\$10,894,394 (35.3%)

LAW ENFORCEMENT OFFICERS:

KILLED	2
ASSAULTED	174
(WITH PERSONAL INJURY)	48 (27.6%)

ARSON OFFENSES (VALUE OF PROPERTY DAMAGED):

TOTAL	639	\$ 8,288,812
STRUCTURAL	376	\$ 5,367,547
MOBILE	215	\$ 2,811,200
OTHER	48	\$ 110,065

THIS SYNOPSIS OF CRIME IN WEST VIRGINIA FOR 1985 PRESENTS SIGNIFICANT INFORMATION FOR THE YEAR TO PROVIDE READY REFERENCE TO PERSONS NOT PARTICULARLY INTERESTED IN OR IN NEED OF DETAILED STATISTICS OR COMPARISONS.

WEST VIRGINIA OFFENSE DATA

CRIME INDEX OFFENSES 1985

The crimes in this group are all serious, either by their very nature or because of the frequency with which they occur, and present a common enforcement problem to all police.

A total of 42,538 Crime Index Offenses were reported for 1985.

March recorded the highest number of Crime Index Offenses with 3,816.

There were 2,169.4 Crime Index Offenses per 100,000 population in West Virginia.

The total dollar value of property stolen during commission of Crime Index Offenses was \$30,860,646, of which \$10,894,394 was recovered.

A total of 11,157 Crime Index Offenses were cleared by arrest or exceptional clearance, a clearance rate of 26.2 percent. Adults were involved in 9,382 of the clearances, and juveniles were involved in 1,775 of the clearances.

There were 10,603 persons arrested for Crime Index Offenses; 8,666 of those arrested were males, 2,313 were under 18, and 9,250 were white.

Crime Index Offenses can be further categorized as a Violent Crime (Murder, Forcible Rape, Robbery, and Felonious Assault) or Non-Violent (or Property) Crime (Breaking and Entering, Larceny-Theft, and Motor Vehicle Theft). Arson is a Property Crime, but is analyzed separately.

Violent Crimes involve the element of personal confrontation between the perpetrator and the victim and are considered more serious than Property (or Non-Violent) Crimes.

A total of 3,214 Violent Crimes were reported for 1985.

July recorded the highest number of Violent Crimes with 306.

There were 163.9 Violent Crimes per 100,000 population in West Virginia.

A total of 2,131 Violent Crime Offenses were cleared by arrest or exceptional clearance, a clearance rate of 66.3 percent. Adults were involved in 1,979 of the clearances.

There were 1,917 persons arrested for Violent Crime Offenses; 1,729 of those arrested were males, 98 were under 18, and 1,585 were white.

A total of 39,324 non-Violent (or Property) Crimes were reported for 1985.

March recorded the highest number of Non-Violent Crimes with 3,522.

There were 2,005.5 Non-Violent Crimes per 100,000 population in West Virginia.

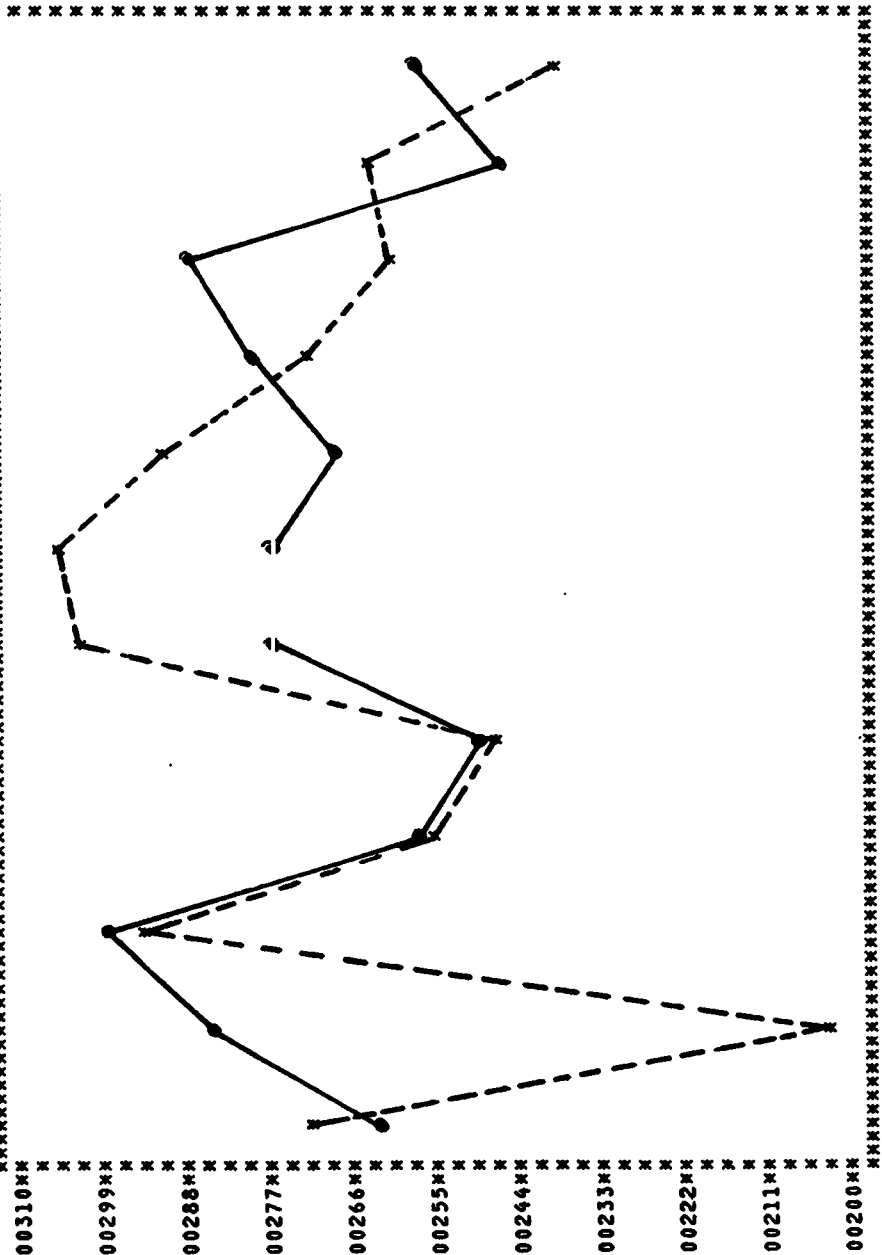
A total of 9,026 Non-Violent Crime Offenses were cleared by arrest or exceptional clearance, a clearance rate of 22.9 percent. Adults were involved in 7,403 of the clearances.

There were 8686 persons arrested for Non-Violent Crime Offenses; 6,937 of those arrested were males, 2,215 were under 18, and 7,665 were white.

VIOLENT CRIME OFFENSES

January - December 1985, 1984

VIOLENT CRIME OFFENSES		NUMBER OF OFFENSES BY MONTH												CRIME RATE (1,000)		ADULT		JUVE	
PERIOD	NUMERICAL CHANGE	JAN	FEB	MAR	APR	MAY	JUN	JUL	AUG	SEP	OCT	NOV	DEC	TOT	TOT	JAN	FEB		
1 85	272	204	294	294	257	248	302	306	291	274	261	265	240	3214	1.64	1.64	1.64		
2 84	265	287	300	251	277	279	271	281	289	248	260	260	260	3266	1.67	1.67	1.67		
PERCENT CHANGE	7+	83-	6-	1-	3-	25+	20+	7-	28-	17+	20-	20-	20-	52-	.03-	.03-	.03-		
PERCENT CHANGE	2.6+	28.9-	2.0-	.4-	1.2-	9.0+	9.7+	7.4+	2.5-	9.7-	6.9+	7.7-	7.7-	1.6-	1.8-	1.8-	1.8-		



PERIOD 1 * - - - -
 PERIOD 2 • - - -
 EACH VERTICAL LINE OF
 REPRESENTS A VALUE OF
 2.75

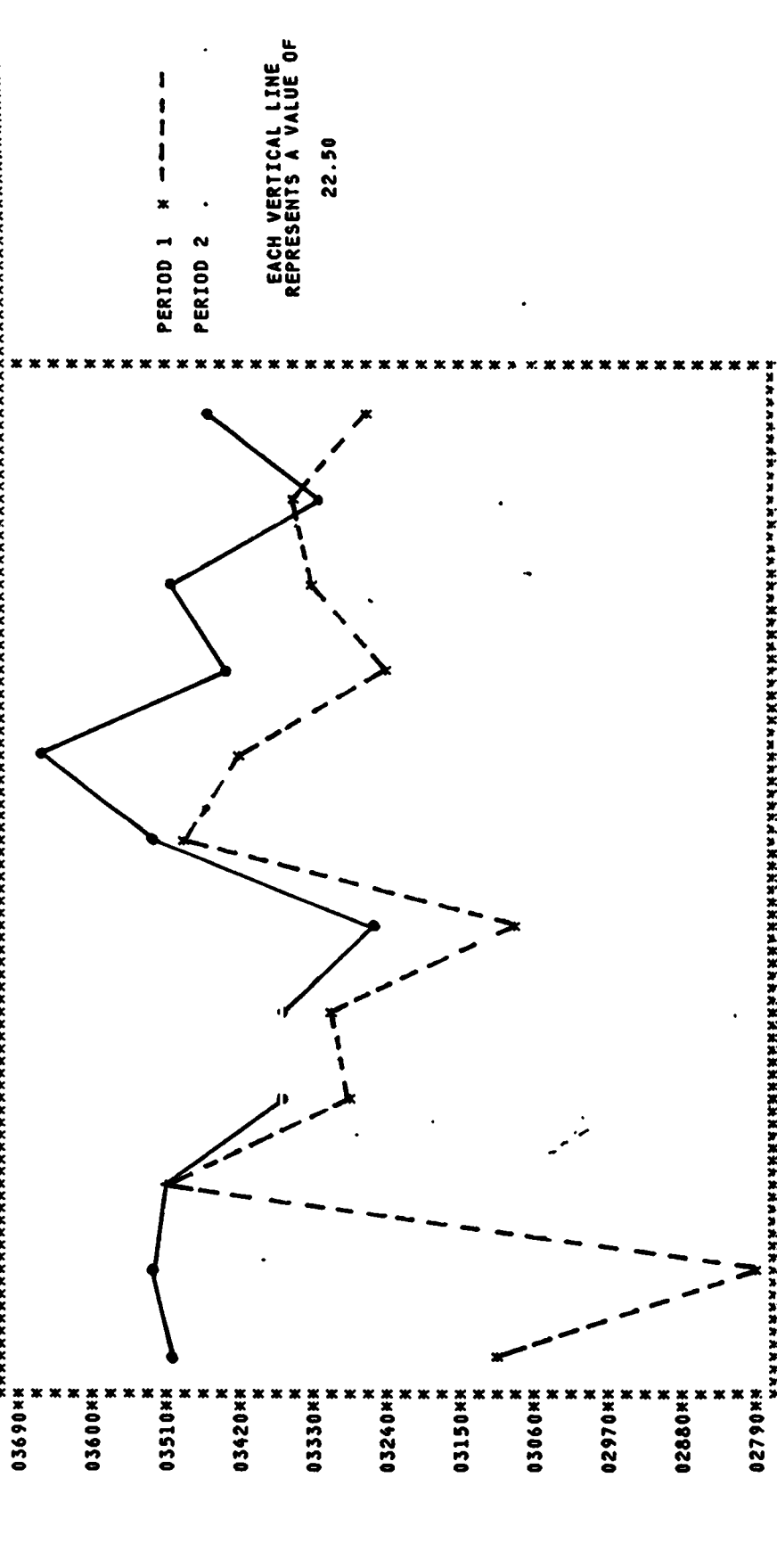
NON-VIOLENT PROPERTY OFFENSES

January - December 1985, 1984

NON-VIOLENT OFFENSES

 NUMBER OF OFFENSES BY MONTH

 * JAN * FEB * MAR * APR * MAY * JUN * JUL * AUG * SEP * OCT * NOV * DEC *
 * 3123 * 2791 * 3522 * 3289 * 3312 * 3103 * 3509 * 3431 * 3259 * 3349 * 3355 * 3281 *
 * 3532 * 3539 * 3517 * 3377 * 3382 * 3266 * 3542 * 3681 * 3455 * 3518 * 3339 * 3468 *
 * 409- * 748- * 54 * 88- * 70- * 163- * 33- * 250- * 196- * 169- * 164- * 187- *
 * 11.6- * 21.1- * .14 * 2.6- * 2.1- * 5.0- * .9- * 6.8- * 5.7- * 4.8- * 5.4- * 5.5- *
 * 03690 *
 * 03600 *
 * 03510 *
 * 03420 *
 * 03330 *
 * 03240 *
 * 03150 *
 * 03060 *
 * 02970 *
 * 02880 *
 * 02790 *



VALUE OF PROPERTY STOLEN

By Type Of Offense

January - December 1985, 1984

VALUE OF PROPERTY STOLEN BY TYPE OFFENSE

WEST VIRGINIA TOTAL

JAN THRU DEC

BREAKING AND ENTERING				ROBBERY			
CLASSIFICATION		NUMBER	AMOUNT	CLASSIFICATION		NUMBER	AMOUNT
RESIDENCE-COMMITTED DURING NIGHT	1985	3,074	2,034,950	HIGHWAY	1985	327	93,230
	1984	3,399	2,213,961		1984	350	87,836
PERCENT OF CHANGE		9.56-	8.09-	PERCENT OF CHANGE		6.57-	6.14+
RESIDENCE-COMMITTED DURING DAY	1985	1,594	1,163,200	COMMERCIAL HOUSE	1985	53	66,442
	1984	1,755	1,349,181		1984	55	28,160
PERCENT OF CHANGE		9.17-	13.53-	PERCENT OF CHANGE		3.64-	135.94+
RESIDENCE-COMMITTED UNKNOWN	1985	2,006	1,427,238	SERVICE STATION	1985	33	12,709
	1984	2,067	1,273,253		1984	41	9,342
PERCENT OF CHANGE		2.95-	12.09+	PERCENT OF CHANGE		19.51-	36.04+
NONRESIDENCE-COMMITTED DURING NIGHT	1985	3,479	2,300,927	CHAIN STORE	1985	69	33,192
	1984	3,377	2,744,952		1984	66	32,138
PERCENT OF CHANGE		2.74-	16.18-	PERCENT OF CHANGE		4.55+	3.28+
NONRESIDENCE-COMMITTED DURING DAY	1985	468	332,345	RESIDENCE	1985	94	70,968
	1984	498	339,986		1984	97	108,087
PERCENT OF CHANGE		6.02-	2.25-	PERCENT OF CHANGE		3.09-	34.34-
NONRESIDENCE-COMMITTED UNKNOWN	1985	1,013	767,439	BANK	1985	14	59,505
	1984	1,171	875,096		1984	21	93,074
PERCENT OF CHANGE		13.49-	12.30-	PERCENT OF CHANGE		33.33-	36.07-
TOTAL	1985	11,634	8,026,099	MISCELLANEOUS	1985	125	112,925
	1984	12,467	8,792,429		1984	107	28,925
PERCENT OF CHANGE		6.68-	8.72-	PERCENT OF CHANGE		16.82+	290.41+
				TOTAL	1985	715	448,971
					1984	737	387,562
				PERCENT OF CHANGE		2.99-	15.84+

LARCENY BY CLASSIFICATION				LARCENY BY VALUE			
CLASSIFICATION		NUMBER	AMOUNT	CLASSIFICATION		NUMBER	AMOUNT
POCKET-PICKING	1985	231	45,253	\$200 AND OVER	1985	8,357	6,868,291
	1984	271	69,815		1984	8,730	7,394,858
PERCENT OF CHANGE		14.76-	35.18-	PERCENT OF CHANGE		4.27-	7.12-
PURSE-SNATCHING	1985	194	68,508	\$50 TO \$200	1985	8,350	895,816
	1984	232	41,228		1984	9,089	964,311
PERCENT OF CHANGE		16.38-	66.17+	PERCENT OF CHANGE		8.13-	7.10-
CARGO-THEFTS	1985	203	193,859	UNDER \$50	1985	7,813	157,603
	1984	199	264,308		1984	8,001	142,591
PERCENT OF CHANGE		2.01+	26.65-	PERCENT OF CHANGE		2.33-	10.53+
SHOPLIFTING	1985	3,672	163,962	TOTAL	1985	24,520	7,921,710
	1984	3,714	218,555		1984	25,820	8,501,760
PERCENT OF CHANGE		1.13-	24.29-	PERCENT OF CHANGE		5.03-	6.82-
FROM AUTOS	1985	5,429	1,797,365				
	1984	5,492	1,896,498				
PERCENT OF CHANGE		1.15-	5.23-				
AUTO PARTS-ACCESSORIES	1985	3,596	733,164				
	1984	4,287	908,363				
PERCENT OF CHANGE		16.12-	19.29-				
BICYCLES	1985	1,891	240,115				
	1984	2,061	271,650				
PERCENT OF CHANGE		8.25-	11.61-				
FROM BUILDINGS	1985	4,250	2,145,666				
	1984	4,085	1,903,438				
PERCENT OF CHANGE		4.04+	12.73+				
COIN OPERATED MACHINES	1985	283	43,677				
	1984	367	65,279				
PERCENT OF CHANGE		22.89-	33.09-				
LIVESTOCK	1985	49	35,407				
	1984	89	70,134				
PERCENT OF CHANGE		44.94-	49.52-				
ALL OTHER	1985	4,722	2,454,734				
	1984	5,023	2,794,494				
PERCENT OF CHANGE		5.99-	12.16-				
TOTAL	1985	24,520	7,921,710				
	1984	25,820	8,501,760				
PERCENT OF CHANGE		5.03-	6.82-				

WEST VIRGINIA CRIME INDEX

Five Year Recapitulation of Offenses

1981 - 1985

INDEX OFFENSES	Year	Number of Offenses	Percent Change	Rate Per 100,000 Population	Percent Change
MURDER	1981	118	-15.1	6.0	-15.5
	1982	103	-12.7	5.3	-11.7
	1983	94	-8.7	4.8	-9.4
	1984	86	-8.5	4.4	-8.3
	1985	71	-17.4	3.7	-15.9
FORCIBLE RAPE	1981	291	-4.3	14.9	-4.5
	1982	301	+4.3	15.4	+3.4
	1983	259	-13.9	13.2	-14.3
	1984	308	+18.9	15.8	+19.7
	1985	359	+16.6	18.5	+17.1
ROBBERY	1981	977	+5.6	50.1	+5.7
	1982	965	-1.2	49.5	-1.2
	1983	858	-11.1	43.7	-11.7
	1984	737	-14.1	37.8	+13.5
	1985	715	-3.0	36.9	-2.4
FELONIOUS ASSAULT	1981	1,994	-6.8	102.2	-6.8
	1982	2,018	+1.2	103.6	+1.4
	1983	2,113	+4.7	107.5	+3.8
	1984	2,135	+1.0	109.4	+1.8
	1985	2,069	-3.1	106.9	-2.3
BREAKING AND ENTERING	1981	14,905	+6.3	764.0	+6.3
	1982	13,802	-7.4	708.5	-7.2
	1983	13,160	-4.6	669.7	-5.5
	1984	12,467	-5.3	638.7	-4.6
	1985	11,634	-6.7	600.9	-5.9
LARCENY - THEFT	1981	28,587	+5.5	1,465.2	+5.4
	1982	27,503	-3.8	1,411.8	-3.6
	1983	26,427	-3.9	1,344.9	-4.7
	1984	25,820	-2.3	1,322.7	-1.7
	1985	24,520	-5.0	1,266.5	-4.2
MOTOR VEHICLE THEFT	1981	3,656	-3.7	187.4	-3.8
	1982	3,539	-3.2	181.7	-3.0
	1983	3,503	-1.0	178.3	-1.9
	1984	3,329	-5.0	170.5	-4.4
	1985	3,170	-4.8	163.7	-4.0

VIOLENT CRIME	1981	3,380	-3.6	173.2	-3.7
	1982	3,387	+0.2	173.9	+0.4
	1983	3,324	-1.9	169.2	-2.7
	1984	3,266	-1.7	167.3	-1.1
	1985	3,214	-1.6	166.0	-0.6
NON-VIOLENT CRIME	1981	47,148	+5.0	2,416.6	+4.9
	1982	44,844	-5.1	2,302.0	-5.0
	1983	43,090	-3.9	2,192.9	-4.7
	1984	41,616	-3.4	2,132.0	-2.8
	1985	39,324	-5.5	2,031.2	-4.7
TOTAL FOR WEST VIRGINIA	1981	50,528	+4.3	2,589.8	+4.3
	1982	48,231	-4.5	2,475.9	-4.4
	1983	46,414	-3.8	2,362.0	-4.6
	1984	44,882	-3.3	2,299.3	-2.7
	1985	42,538	-5.2	2,197.2	-4.4

CRIMINAL HOMICIDE - MURDER

DEFINITION

Murder is defined as the unlawful killing of a human being with malice aforethought. Any death due to a fight, argument, quarrel, assault, or commission of a crime is included. This index offense is scored by police on the basis of their investigation without regard as to the findings of a court or jury or the decision of a prosecutor. Attempts to kill and assault to kill are scored as felonious assaults and not as murder. Suicide, accidental deaths, justifiable homicides and traffic deaths caused by the negligence of someone other than the victim are not included.

MURDER SUMMARY

1985

A total of 71 Murder offenses were reported for 1985.

Murders comprised 2.2 percent of the total for the Violent Crime category and 0.2 percent of the total Crime Index Offenses.

October recorded the highest number of murders with 10.

There were 3.7 Murder victims per 100,000 population in West Virginia.

Males accounted for 76.1 percent of the Murder victims; 85.9 percent of the victims were white.

The largest number of victims, 14, fell in the 30-34 age group category.

Firearms were used in 47 (66.2%) of the Murders reported, with handguns being used in 25 of those. This is a 13% decrease in firearms being used as a Murder weapon.

A total of 70 Murders were cleared by arrest or exceptional clearance, a clearance rate of 98.6 percent. Adults were involved in 69 of the clearances.

There were 81 persons arrested for Murder offenses; 66 of those arrested were males, 2 were under 18, and 68 were white.

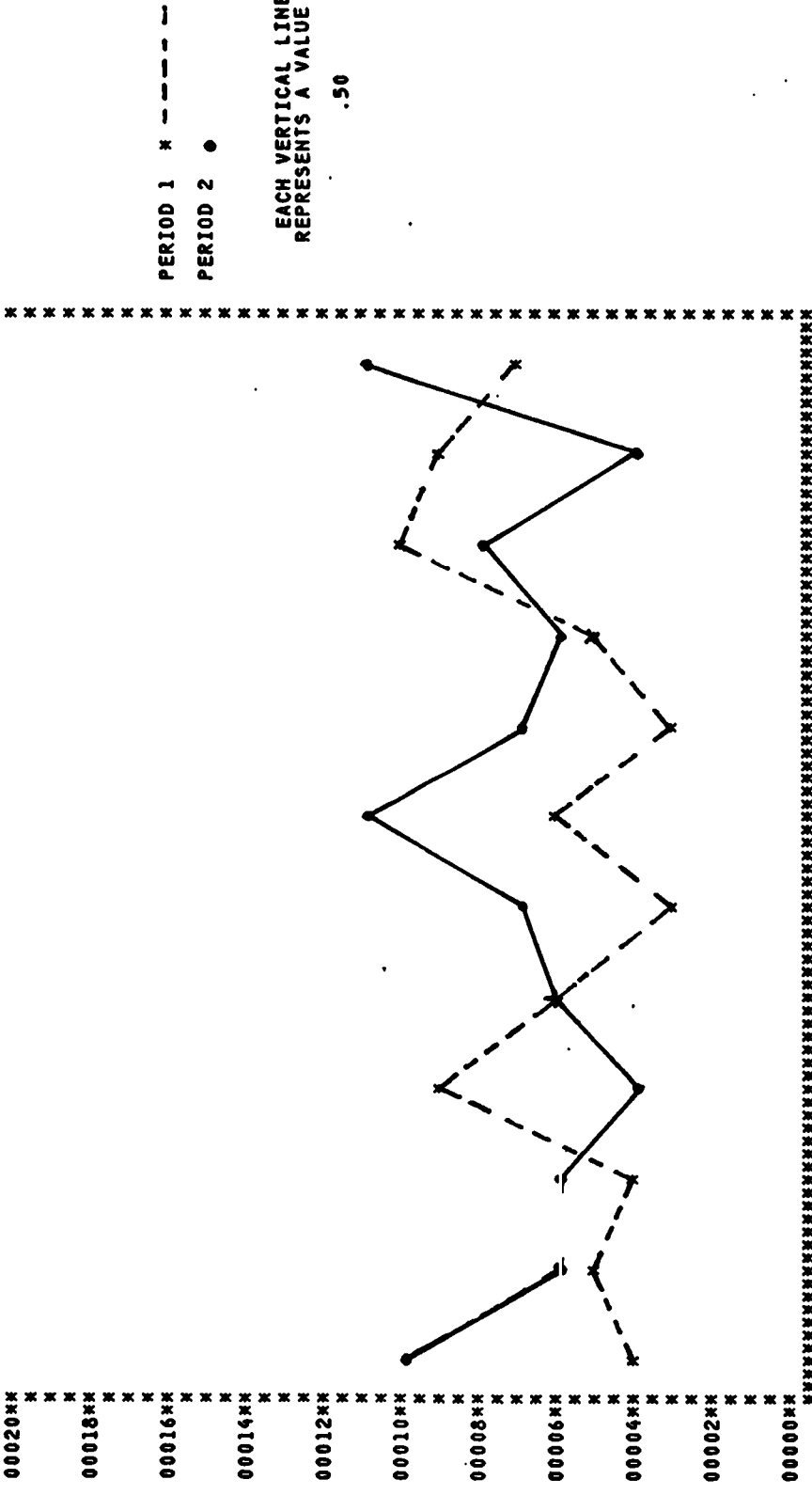
MURDER

January - December 1985, 1984

```

*****
***** CRIMINAL HOMICIDE OFFENSES (MURDER) *****
***** NUMBER OF OFFENSES BY MONTH *****
*****
***** JAN * FEB * MAR * APR * MAY * JUN * JUL * AUG * SEP * OCT * NOV * DEC * TOT * (1,000) * ADULT * JUV *
***** 4 * 5 * 4 * 6 * 9 * 6 * 3 * 6 * 3 * 5 * 10 * 9 * 7 * 71 * .04 * 69 * 1 *
***** 10 * 6 * 6 * 4 * 4 * 7 * 11 * 7 * 6 * 8 * 4 * 11 * 86 * .06 * 77 * 4 *
***** 1 * 1 * 2 * 5 * 0 * 4 * 4 * 5 * 1 * 2 * 5 * 4 * 15 * .00 * 8 * 3 *
***** 60.0 * 16.7 * 33.3 * 125.0 * .0 * 57.1 * 45.5 * 57.1 * 16.7 * 25.0 * 125.0 * 36.4 * 17.4 * .0 * 10.4 * 75.0 *
*****
***** PERIOD 1 85 *****
***** PERIOD 2 84 *****
***** NUMERICAL CHANGE *****
***** PERCENT CHANGE *****
***** 00020 *****
***** 00018 *****
***** 00016 *****
***** 00014 *****
***** 00012 *****
***** 00010 *****
***** 00008 *****
***** 00006 *****
***** 00004 *****
***** 00002 *****
***** 00000 *****

```



PERIOD 1 * - - - - *

PERIOD 2 •

EACH VERTICAL LINE OF
REPRESENTS A VALUE OF
.50

MURDERS BY TYPE OF WEAPON/CIRCUMSTANCE:

January - December 1985, 1984

MURDERS BY CIRCUMSTANCE				MURDERS BY TYPE OF WEAPON			
CIRCUMSTANCE	NUMBER	PERCENT DISTRIB	TYPE OF WEAPON	NUMBER	PERCENT DISTRIB	TYPE OF WEAPON	PERCENT DISTRIB
ROBBERY	5	7.04	GUN	1	1.41		1.41
	7	8.14		0	.00		.00
	28.57-						
ARSON	1	1.41	HANDGUN	25	35.21		35.21
	0	.00		29	33.72		33.72
	.00			13.79-			
LOVERS TRIANGLE	6	8.45	RIFLE	7	9.86		9.86
	4	4.65		13	15.12		15.12
	50.00+			46.15-			
BRAWL DUE-ALCOHOL	1	1.41	SHOTGUN	16	19.72		19.72
	2	2.33		12	13.95		13.95
	50.00-			16.67+			
BRAWL DUE-NARCOTICS	0	.00	CUTTING AND STABBING	15	21.13		21.13
	1	1.16		13	15.12		15.12
	.00			15.38+			
ARGUMENT-MONEY PROPERTY	2	2.82	BLUNT OBJECT	3	4.23		4.23
	8	9.30		6	6.98		6.98
	75.00-			50.00-			
OTHER ARGUMENTS	44	61.97	PERSONAL WEAPONS	3	4.23		4.23
	44	51.16		6	6.98		6.98
	.00			50.00-			
INSTITUTIONAL KILLINGS	1	1.41	FIRE	1	1.41		1.41
	2	2.33		0	.00		.00
	50.00-			.00			
OTHER NON-FELONIOUS	6	8.45	STRANGULATION-HUNG	1	1.41		1.41
	14	16.28		3	3.49		3.49
	57.14-			66.67-			
ALL SUSPECT FELONY TYPE	1	1.41	ASPHYXIAION	0	.00		.00
	2	2.33		1	1.16		1.16
	50.00-			.00			
UNCLASSIFIED	4	5.63	OTHER	1	1.41		1.41
	2	2.33		3	3.49		3.49
	100.00+			66.67-			
TOTAL	71	100.00	TOTAL	71	100.00		100.00
	86	100.00		86	100.00		100.00
	17.44-			17.44-			

Murder Victims by Age, Sex, Race and Ethnic Origin

January - December 1985, 1984

AGE	NUMBER	PERCENT	MALE	FEMALE	WHITE	BLACK	AMER INDIAN	ASI	OTHER	HISPANIC	NON HISPANIC	ETHNIC ORIGIN
1985 1-4	2	2.82	1	1	2							2
1984	3	3.49	2	1	3							33
PERCENT CHANGE	33.33	50.00			33.33							33
1985 5-9	0	.00										
1984	0	.00										
PERCENT CHANGE												
1985 10-14	2	2.82	1	1	2							2
1984	1	1.16										1
PERCENT CHANGE	100.00				100.00							100.00
1985 15-19	3	4.23	3		2	1						3
1984	5	5.81	3	2	5							5
PERCENT CHANGE	40.00				60.00							40.00
1985 20-24	9	12.68	6	3	9							9
1984	16	18.68	12	4	16	2						16
PERCENT CHANGE	43.75	57.14			55.71							43.75
1985 25-29	6	11.27	6		6							6
1984	16	18.68	12	4	13	3						16
PERCENT CHANGE	50.00	50.00			53.85							50.00
1985 30-34	14	19.72	9	5	14	1						14
1984	11	12.75	6	5	10							11
PERCENT CHANGE	27.27	50.00			40.00							27.27
1985 35-39	7	9.66	6	1	5	2						7
1984	6	6.98	5	1	6							6
PERCENT CHANGE	16.67	20.00			16.67							16.67
1985 40-44	5	7.94	5		5							5
1984	7	8.14	6	1	7							7
PERCENT CHANGE	28.57	16.67			28.57							28.57
1985 45-49	9	12.68	8	1	9							9
1984	6	6.98	5	1	6							6
PERCENT CHANGE	50.00	60.00			20.00							50.00
1985 50-54	2	2.82	2		2							2
1984	3	3.49	1	2	3							3
PERCENT CHANGE	33.33	100.00			33.33							33.33
1985 55-59	1	1.41	1		1							1
1984	2	2.33	2		2							2
PERCENT CHANGE	50.00	50.00			50.00							50.00
1985 60-64	4	5.63	2	2	3	1						4
1984	7	8.14	4	3	7							7
PERCENT CHANGE	42.86	50.00			57.14							42.86
1985 65-69	0	.00										
1984	0	.00										
PERCENT CHANGE												
1985 70-74	2	2.82	1	1	2							2
1984	3	3.49	2	1	2							3
PERCENT CHANGE	33.33	66.67										33.33
1985 75 AND OVER	3	4.23	3		2	1						3
1984	0	.00										
PERCENT CHANGE												
1985 TOTAL	71	100.00	54	17	61	10						71
1984	86	100.00	64	22	78	8						86
PERCENT CHANGE	17.44	15.63			21.79	25.00						17.44
PERCENT 1985			76.06	23.94	85.32	14.68						100.00
PERCENT 1984			74.42	25.58	86.78	9.30						100.00

FORCIBLE RAPE

DEFINITION

Forcible Rape is the carnal knowledge of a female forcibly and against her will. For the purpose of Uniform Crime Reporting, rape is divided into two categories: (1) Rape by Force; and (2) Attempted Rape. Carnal abuse without force (statutory rape) and other sex offenses are not included.

Forcible Rape differs from other violent crimes in that the victim in many cases, is hesitant in reporting the offense to police. The rigors of court procedures, embarrassment and fear of any accompanying stigma have a deterrent effect on the victim's willingness to make the crime known to police. The presence of a prior relationship between victim and perpetrator makes the determination of the act of force difficult to establish, and the usual clandestine nature of the offense presents a problem in verification.

FORCIBLE RAPE SUMMARY

1985

A total of 359 Forcible Rape Offenses were reported for 1985.

Forcible Rapes comprised 11.2 percent of the total for the Violent Crime Category and 0.8 percent of the total Crime Index Offenses.

July recorded the highest number of Forcible Rapes with 41.

A total of 272 Forcible Rapes were cleared by arrest or exceptional clearance, a clearance rate of 75.8 percent. Adults were involved in 252 of the clearances.

There were 184 persons arrested for Forcible Rape offenses; 182 of those arrested were males, 10 were under 18, and 143 were white.

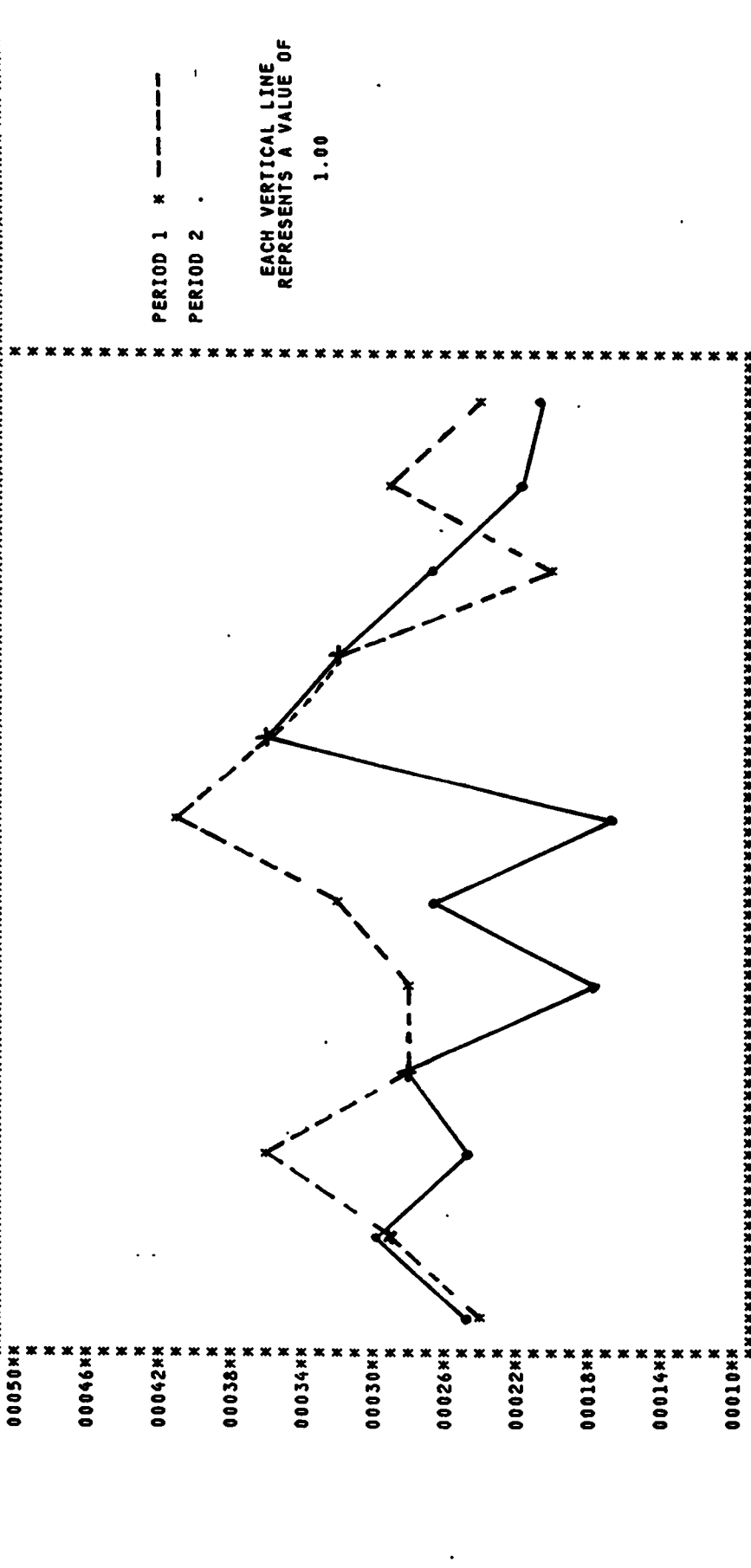
Rapes by Force occurred in 281 offenses where as 78 were assaults to Rape.

FORCIBLE RAPE

January - December 1985, 1984

RAPE OFFENSES

RAPE OFFENSES		NUMBER OF OFFENSES BY MONTH												CRIME * OFF CLEARED *		
		JAN	FEB	MAR	APR	MAY	JUN	JUL	AUG	SEP	OCT	NOV	DEC	TOT	*(1,000)*ADULT	JUVE
PERIOD 1 85		24	29	36	28	28	32	41	36	32	20	29	24	359	.18	252
PERIOD 2 84		25	30	25	28	18	27	17	36	32	27	22	21	308	.16	217
NUMERICAL CHANGE		1	1	11	0	10	5	24	0	0	7	3	3	51	.02	35
PERCENT CHANGE		4.0	3.3	44.0	.0	55.6	18.5	141.2	.0	.0	25.9	31.8	14.3	16.6	12.5	16.1



ROBBERY

DEFINITION

Robbery is defined as the felonious and forcible taking of the property of another against their will by violence or by putting them in fear. The element of personal confrontation is always present in this crime. Under the Uniform Crime Reporting Program, all assaults or attempts to rob are included. Robberies are reported in four general categories - gun; knife or cutting instrument; hands, fists, feet, etc.; and other dangerous weapons. As a general rule, robbery differs from larceny in that it is aggravated by the element of force or the threat of force.

Robbery, as a crime of violence, has a serious impact on the victim. In many instances, serious injury results. Oftentime, along with physical injury or without, the victim suffers mental disturbance. Such damage is immeasurable. This is emphasized when the attempt to rob results in the death of the victim. Of course, in this case, the robbery would not be scored since the more serious offense, murder, would be reported and the robbery would serve as the motive. The placing of a dollar value, however, on the damage resulting from this type of offense is an attempt to measure that which is immeasurable.

ROBBERY SUMMARY

1985

A total of 715 Robbery Offenses were reported for 1985.

Robberies comprised 22.2 percent of the total for the Violent Crime category and 1.7 percent of the total Crime Index Offenses.

November recorded the highest number of Robberies with 79 offenses.

The total dollar value for Robbery offenses was \$448,971, an average of \$628 for each offense.

A total of 266 Robberies were cleared by arrest or exceptional clearance, a clearance rate of 37.2 percent. Adults were involved in 236 of the clearances.

There were 365 persons arrested for Robbery offenses; 329 of those arrested were males, 46 were under 18, and 285 were white.

ROBBERY BY TYPE OF WEAPON

January — December 1985

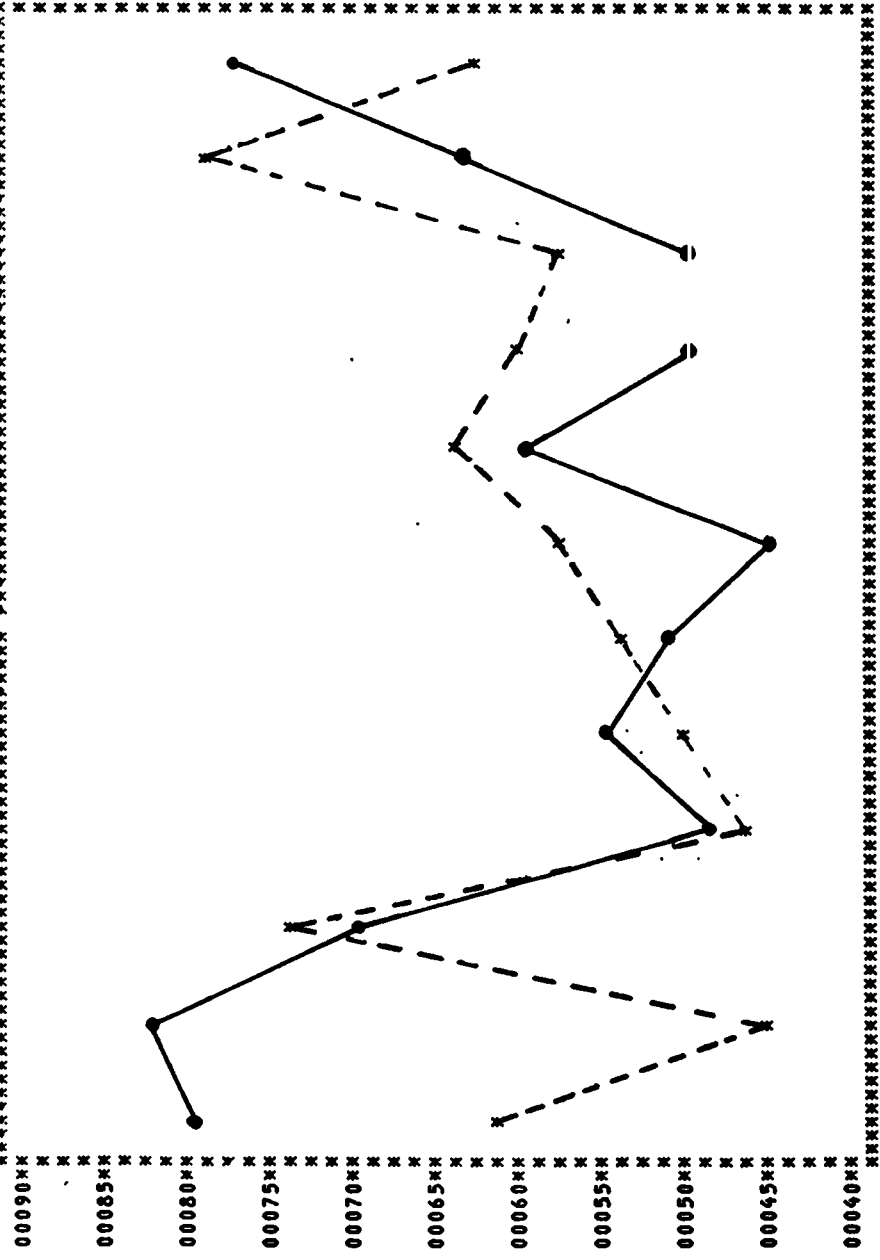
Type of Weapon	Number of Offenses	Percent Distribution
Gun	256	35.8%
Knife/Sharp Instrument	101	14.1%
Other Dangerous Weapon	39	5.5%
Strong Arm—Hands, Fists, Feet, Etc.	319	44.6%

ROBBERY

January -- December 1985, 1984

ROBBERY OFFENSES

NUMBER OF OFFENSES BY MONTH		CRIME RATE (1,000 ADULT)		OFF-CLEARED	
		TOT	ADULT	JAN	JUL
PERIOD 1 85	62	74	45	47	51
PERIOD 2 84	80	70	83	49	55
NUMERICAL CHANGE	18	4	38	2	4
PERCENT CHANGE	22.5	5.7	45.8	4.1	7.3
	19.2	23.4	15.0	16.0	20.0
	15	8	15	10	10
	78	78	64	61	61
	715	79	58	64	58
	236	63	60	60	60
	239	78	78	64	64
	3	22	0.02	0.36	0.38
	1.3	3.0	5.3	1.3	2.0



FELONIOUS ASSAULT

DEFINITION

Felonious Assault, as defined under the West Virginia Uniform Crime Reporting Program, is an attempt or offer with unlawful force or violence, to do serious physical injury to another. Attempts are included since it is not necessary that any injury result when a gun, knife, or other weapon is used which would result in serious physical injury if the crime were successfully completed.

The use or attempted use of a dangerous weapon in an assault or the serious injury inflicted by hands, fists, or feet separates this offense from those assaults categorized as "simple" and not felonious in nature.

The victim of an actual assault of this type may suffer serious injury or permanent disability and all assaults to kill and attempts to kill are recorded in this area. As with murder, the use of weapons to inflict these serious injuries make this offense a subject for analysis.

FELONIOUS ASSAULT SUMMARY

1985

A total of 2,069 Felonious Assault Offenses were reported for 1985.

Felonious Assaults comprised 64.4 percent of the total for the Violent Crime category and 4.9 percent of the total Crime Index Offenses.

June recorded the highest number of Felonious Assaults with 213 offenses.

There were 106.9 Felonious Assaults per 100,000 population in West Virginia.

A total of 1,523 Felonious Assaults were cleared by arrest or exceptional clearance, a clearance rate of 73.6 percent. Adults were involved in 1,422 of the clearances.

There were 1,287 persons arrested for Felonious Assault offenses; 1,152 of those arrested were males, 40 were under 18, and 1089 were white.

FELONIOUS ASSAULT BY TYPE OF WEAPON

January — December 1985

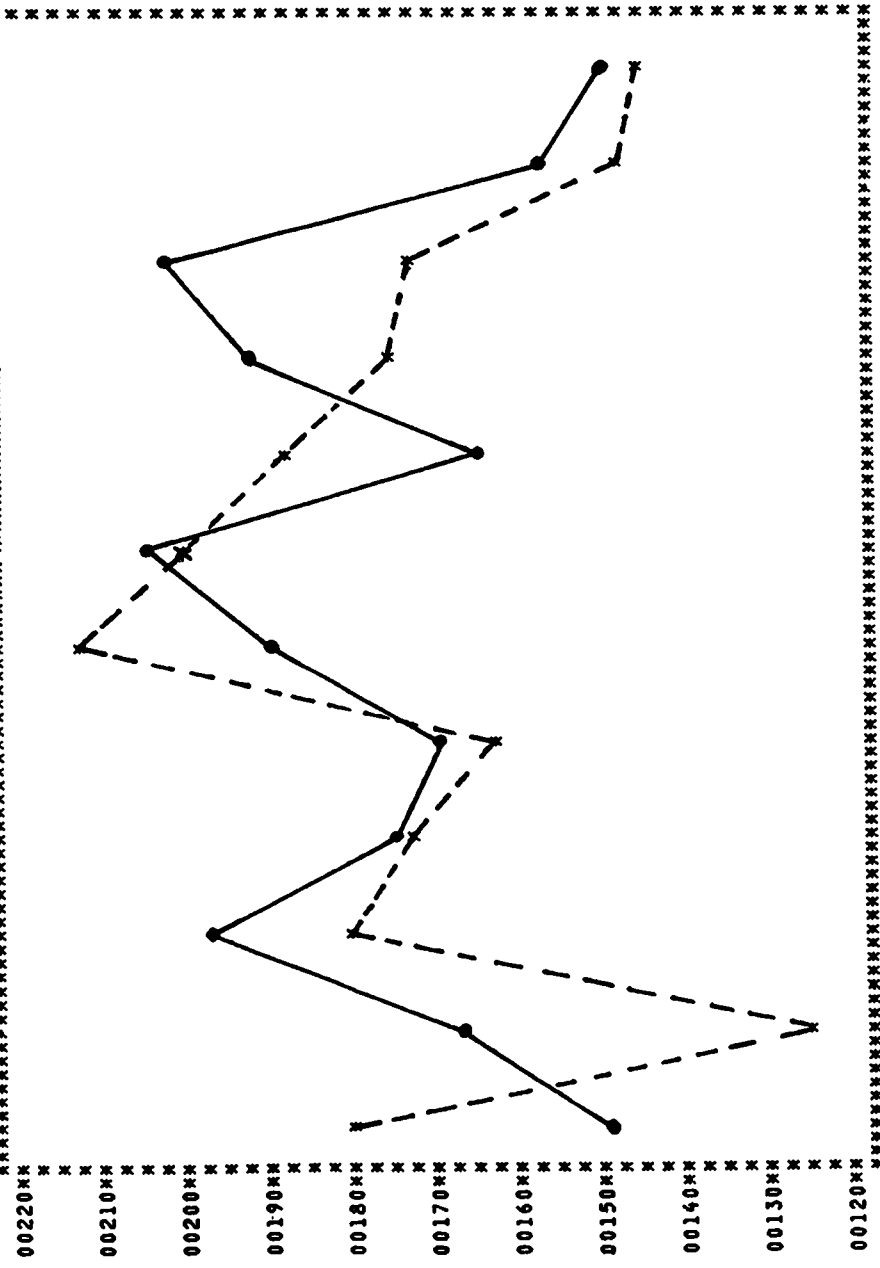
Type of Weapon	Number of Offenses	Percent Distribution
Gun	299	14.5%
Knife/Sharp Instrument	377	18.2%
Other Dangerous Weapon	352	17.0%
Hands, Fists, Feet, Etc.—Aggravated	1,041	50.3%

FELONIOUS ASSAULTS

January - December 1985, 1984

FELONIOUS ASSAULT OFFENSES (AGGRAVATED)

PERIOD	NUMERICAL CHANGE	PERCENT CHANGE	NUMBER OF FEMMES	BY MONTH	TOT	CRIME RATE (1,000)	ADULT	JUVE
PERIOD 1 85	182	125	180	JAN	173	163	213	201
PERIOD 2 84	150	168	177	FEB	173	163	213	201
NUMERICAL CHANGE	32	43	19	MAR	177	163	213	201
PERCENT CHANGE	21.3	25.6	9.5	APR	173	163	213	201
			4	MAY	177	163	213	201
			9	JUN	191	167	204	158
			22	JUL	201	188	173	148
			5	AUG	177	173	148	146
			21	SEP	173	173	148	150
			6	OCT	173	173	148	150
			15	NOV	148	146	2069	2135
			3	DEC	146	146	2069	2135
			11		150	150	1422	101
			5		158	150	1422	101
			2		10	4	66	16
			6		3	4	66	16
			15		2	4	66	16
			2		7	4	66	16
			6		3	4	66	16
			3		1	4	66	16
			1		1	4	66	16
			40		6	4	66	16
			1		1	4	66	16



BREAKING AND ENTERING

DEFINITION

Under this Program, Breaking and Entering is defined as an unlawful entry or attempted forcible entry of any structure to commit a felony or larceny.

Data collection for this offense is further categorized as to forcible entries, unlawful entries where no force is used, and attempted entries.

As with other non-violent crimes, the motive of personal gain coupled with the element of opportunity, results in the commission of this offense by both the amateur and the professional perpetrator. Only the absence of confrontation and the use of force separate this crime from Robbery of the violent crime group. However, detection during commission many times results in a confrontation of the victim by the perpetrator demonstrating why this offense is considered the most serious of the non-violent crime group.

The volume of this offense presents the police with a serious enforcement problem made more difficult in many areas by the lack of sufficient personnel to act as a deterrent and to provide successful solutions of these crimes.

BREAKING AND ENTERING SUMMARY

1985

A total of 11,634 Breaking and Entering offenses were reported for 1985.

Breaking and Entering comprised 29.6 percent of the total for the Non-Violent Crime category and 27.3 percent of the total Crime Index Offenses.

March recorded the highest number of Breaking and Enterings with 1,065 offenses.

There were 600.9 Breaking and Enterings per 100,000 population in West Virginia.

Breaking and Enterings of residences accounted for 6,674 of the total offenses; 6,553 of the total offenses were at night.

The total dollar value for Breaking and Entering offenses was \$8,026,099, an average of \$690 for each offense.

A total of 2,322 Breaking and Enterings were cleared by arrest or exceptional clearance, a clearance rate of 20.0 percent. Adults were involved in 1,826 of the clearances.

There were 2,418 persons arrested for Breaking and Entering offenses; 2,299 of those arrested were males, 757 were under 18, and 2,196 were white.

BREAKING & ENTERING BY TYPE OF ENTRY

January — December 1985

Type of Entry	Number of Offenses	Percent Distribution
Forcible Entry	8,897	76.5%
Unlawful Entry — No Force	2,032	17.5%
Attempted Forcible Entry	705	6.0%

BREAKING & ENTERING

Value of Property Stolen January - December 1985, 1984

CLASSIFICATION	PERCENT OF CHANGE	NUMBER OF OFFENSES	PERCENT OF DISTRIBUTION	TOTAL VALUES (DOLLARS)	AVERAGE VALUES (DOLLARS)
RESIDENCE	1985	6,674	57.37	\$4,625,388	\$695
	1984	7,221	57.92	\$4,832,395	\$669
	PERCENT OF CHANGE	7.58-	.95-	4.28-	3.59+
NIGHT	1985	3,074	26.42	\$2,034,950	\$662
	1984	3,399	27.26	\$2,213,961	\$651
	PERCENT OF CHANGE	9.56-	3.08-	8.09-	1.69+
DAY	1985	1,594	13.70	\$1,163,200	\$730
	1984	1,755	14.08	\$1,345,181	\$766
	PERCENT OF CHANGE	9.17-	2.70-	13.53-	4.70-
UNKNOWN	1985	2,006	17.24	\$1,427,238	\$711
	1984	2,067	16.58	\$1,273,253	\$616
	PERCENT OF CHANGE	2.95-	3.98+	12.09+	15.62+
NONRESIDENCE	1985	4,960	42.63	\$3,400,711	\$686
	1984	5,246	42.08	\$3,960,034	\$755
	PERCENT OF CHANGE	5.45-	1.31+	14.12-	9.14-
NIGHT	1985	3,479	29.90	\$2,300,927	\$661
	1984	3,577	28.69	\$2,744,952	\$767
	PERCENT OF CHANGE	2.74-	4.22+	16.18-	13.82-
DAY	1985	468	4.02	\$332,345	\$710
	1984	498	3.99	\$339,986	\$683
	PERCENT OF CHANGE	6.02-	.75+	2.25-	3.95+
UNKNOWN	1985	1,013	8.71	\$767,439	\$758
	1984	1,171	9.39	\$875,096	\$747
	PERCENT OF CHANGE	13.49-	7.24-	12.30-	1.47+
TOTAL	1985	11,634	100.00	\$8,026,099	\$690
	1984	12,467	100.00	\$8,792,429	\$705
	PERCENT OF CHANGE	6.68-		8.72-	2.13-

LARCENY-THEFT

DEFINITION

Larceny-Theft is the unlawful taking or stealing of articles of value without the use of force, violence, or fraud. It includes crimes such as shoplifting, pocket-picking, purse-snatching, thefts from autos, and the theft of auto parts and accessories. Motor Vehicle Theft is excluded from this category for crime reporting purposes, inasmuch as it is a separate Crime Index Offense.

Larceny offenses cleared by police arrest are dramatically affected by the nature of the crime. As with other Non-Violent Crimes, opportunity and stealth, working in favor of the perpetrator and against police detection, reduce solutions for this offense.

As with other offenses against property, Larceny is primarily a crime of opportunity. Types of Larcenies will differ in volume depending upon the opportunity for theft offered in a given area.

When average value is applied to the reported crimes in this category, the dollar loss to victims was \$323. It is true that a portion of goods stolen was recovered and returned to the victims, but the relatively low percentage of crimes cleared by arrest, and the lack of specific identification characteristics on such property indicates these recoveries will not materially reduce the overall loss. In addition, many offenses in this category, particularly where the value of goods stolen is small, never come to police attention.

LARCENY-THEFT SUMMARY

1985

A total of 24,520 Larceny-Theft offenses were reported for 1985.

Larceny-Theft comprised 62.4 percent of the total for the Non-Violent Crime category and 57.6 percent of the total Crime Index Offenses.

August recorded the highest number of Larceny-Thefts with 2,262 offenses.

There were 1,266.5 Larceny-Thefts per 100,000 population in West Virginia.

Larceny-Thefts from automobiles accounted for 5,429 (22.1%) of the total offenses.

The total dollar value for Larceny-Theft offenses was \$7,921,710, an average of \$323 for each offense; of the total offenses, 8,350 were \$50 to \$200 in value.

A total of 5,859 Larceny-Thefts were cleared by arrest or exceptional clearance, a clearance rate of 23.9 percent. Adults were involved in 4,886 of the clearances.

There were 5,736 persons arrested for Larceny-Theft offenses; 4,151 of those arrested were males, 1,242 were under 18, and 4,969 were white.

LARCENY - THEFT

Value of Property Stolen

January - December 1985, 1984

CLASSIFICATION	PERCENT OF CHANGE	NUMBER OF OFFENSES	PERCENT OF DISTRIBUTION	TOTAL VALUES (DOLLARS)	AVERAGE VALUES (DOLLARS)
POCKET-PICKETING					
	1985	231	.94	\$45,253	\$196
	1984	271	1.05	\$69,815	\$258
	PERCENT OF CHANGE	14.76-	10.48-	35.18-	24.03-
PURSE-SNATCHING					
	1985	194	.79	\$68,508	\$353
	1984	232	.90	\$41,228	\$178
	PERCENT OF CHANGE	16.38-	12.22-	66.17+	98.31+
CARGO THEFTS					
	1985	203	.83	\$193,859	\$955
	1984	199	.77	\$264,308	\$1,328
	PERCENT OF CHANGE	2.01+	7.79+	26.65-	28.09-
SHOPLIFTING					
	1985	3,672	14.98	\$163,962	\$45
	1984	3,714	14.38	\$216,555	\$58
	PERCENT OF CHANGE	1.13-	4.17+	24.29-	22.41-
FROM AUTOS					
	1985	5,429	22.14	\$1,797,365	\$331
	1984	5,492	21.27	\$1,896,496	\$345
	PERCENT OF CHANGE	1.15-	4.09+	5.23-	4.06-
AUTO PARTS AND ACCESSORIES					
	1985	3,596	14.67	\$733,164	\$204
	1984	4,287	16.60	\$908,363	\$212
	PERCENT OF CHANGE	16.12-	11.63-	19.29-	3.77-
BICYCLES					
	1985	1,891	7.71	\$260,115	\$127
	1984	2,061	7.98	\$271,650	\$132
	PERCENT OF CHANGE	8.25-	3.38-	11.61-	3.79-
FROM BUILDINGS					
	1985	4,250	17.33	\$2,145,666	\$505
	1984	4,085	15.82	\$1,903,438	\$466
	PERCENT OF CHANGE	4.04+	9.54+	12.73+	8.37+
COIN OPERATED MACHINES					
	1985	283	1.15	\$43,677	\$154
	1984	367	1.42	\$65,279	\$178
	PERCENT OF CHANGE	22.89-	19.01-	33.09-	13.48-
LIVE STOCK					
	1985	49	.20	\$35,407	\$723
	1984	89	.34	\$70,134	\$788
	PERCENT OF CHANGE	44.94-	41.18-	49.52-	8.25-
ALL OTHER					
	1985	4,722	19.26	\$2,454,734	\$520
	1984	5,023	19.65	\$2,794,494	\$556
	PERCENT OF CHANGE	5.99-	.98-	12.16-	6.47-
TOTAL					
	1985	24,520	100.00	\$7,921,710	\$323
	1984	25,820	100.00	\$8,501,760	\$329
	PERCENT OF CHANGE	5.03-		6.82-	1.82-

MOTOR VEHICLE THEFT

DEFINITION

In Uniform Crime Reporting, Motor Vehicle Theft includes all thefts of a motor vehicle. This includes all vehicles which can be registered as a motor vehicle in this State. This definition excludes taking a motor vehicle for temporary use, such as family situation or unauthorized use by others having lawful access to the vehicle, such as chauffeurs, etc.

The crime of Motor Vehicle Theft has been labeled primarily as a crime of opportunity. The youthful offender finds the motor vehicle easily accessible for transportation for any purpose. The remaining thefts are mainly for the purpose of resale, theft of parts, and for use in committing other crimes.

MOTOR VEHICLE THEFT SUMMARY

1985

A total of 3,170 Motor Vehicle Theft offenses were reported for 1985.

Motor Vehicle Theft comprised 8.1 percent of the total for the Non-Violent Crime category and 7.5 percent of the total Crime Index Offenses.

September recorded the highest number of Motor Vehicle Thefts with 312 offenses.

There were 163.7 Motor Vehicle Thefts per 100,000 population in West Virginia.

The total dollar value for Motor Vehicle Theft offenses was \$14,452,466, an average of \$4,559 for each offense.

A total of 845 Motor Vehicle Thefts were cleared by arrest or exceptional clearance, a clearance rate of 26.7 percent. Adults were involved in 691 of the clearances.

There were 532 persons arrested for Motor Vehicle Theft offenses; 487 of those arrested were males, 216 were under 18, and 500 were white.

MOTOR VEHICLE THEFT BY TYPE OF MOTOR VEHICLE

January — December 1985

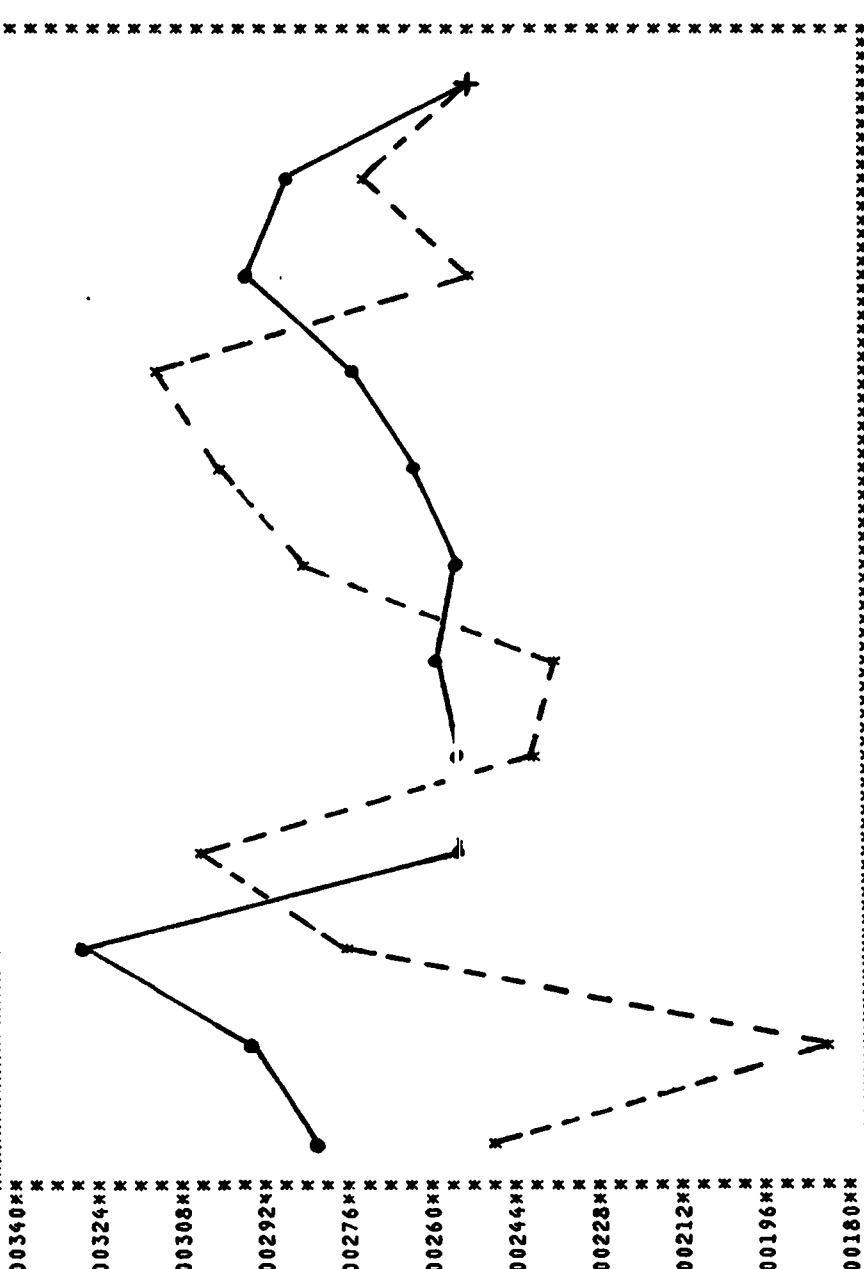
Type of Motor Vehicle	Number of Offenses	Percent Distribution
Autos	1,851	58.4%
Trucks and Buses	917	28.9%
Other Vehicles	402	12.7%

MOTOR VEHICLE THEFT

January - December 1985, 1984

MOTOR VEHICLE THEFT OFFENSES

		N U M B E R O F O F F E N S E S B Y M O N T H												C R I M E N O T O F F C L E A R E D			
		JAN	FEB	MAR	APR	MAY	JUN	JUL	AUG	SEP	OCT	NOV	DEC	TOT	RATE	ADULT	JUVE
PERIOD 1 85		249	187	276	306	240	236	286	300	312	252	273	253	3170	1.62	691	154
PERIOD 2 84		285	298	330	257	257	263	257	266	278	297	289	252	3329	1.70	812	151
NUMERICAL CHANGE		36	111	54	49	17	27	29	34	34	45	16	1	159	108	121	3
PERCENT CHANGE		12.6	37.2	16.4	19.1	6.6	10.3	11.3	12.8	12.2	15.2	5.5	4	4.8	4.7	14.9	2.0



WEST VIRGINIA ARREST DATA

WEST VIRGINIA ARREST INFORMATION

The West Virginia Uniform Crime Reporting Program requires the monthly reporting of data concerning persons arrested in the state. A record of total arrest activity for criminal acts in both Part I and Part II crime classes is received from 319 county, state and municipal law enforcement agencies and is analyzed and arranged according to age, sex, race and ethnic origin of persons arrested. Traffic arrests, except Driving While Intoxicated, are not reported. A total of 64,429 arrests for Part I and Part II criminal offenses were reported during 1985. This was a decrease of 2,395 arrests over the 1984 figure of 66,824. Based on population estimates, there was a statewide arrest rate of 33.28 arrests per 1,000 persons in West Virginia. The arrest rate in 1984 was 34.23.

Since 1984, the number of persons arrested for Part I and Part II offenses has decreased 3.6 percent while the arrest rate has decreased 2.8 percent.

A person is counted on the monthly arrest report each time he or she is arrested or summoned. It should be kept in mind that the volume of arrests may vary from time to time due to the differences in local arrest procedures and policies. It should be noted that a person may be arrested several times during a given month for the same or different offenses. This occurs frequently for such crimes as drunkenness, disorderly conduct and similar offenses. A juvenile is counted as "arrested" when the circumstances are such that if he or she were an adult, an arrest would be counted or when police or other official action beyond a mere interview, warning or admonishment is taken.

These arrest figures do not indicate the actual number of individual persons arrested or summoned since, as has been pointed out, one person may be arrested several times during the month. However, arrest information is useful in measuring the extent of law enforcement activity in a given geographical area as well as providing an index for measuring the involvement in criminal acts by the age, sex, race and ethnic origin of the perpetrators.

Of all reported arrests for 1985, 16.5 percent were for Part I Offenses (Murder, Forcible Rape, Robbery, Felonious Assault, Breaking and Entering, Larceny - Theft and Motor Vehicle Theft). Analysis of Part I arrests indicates that Larceny, as in past years, comprised the highest percentage of all arrests for Part I crimes with 54.0 percent. The "Drunkenness" category comprised 19.7 percent of the total arrests for Part II Offenses. This represented a decrease of 10.9 percent over 1984. There were 10,598 arrests for drunkenness in 1985 compared with 12,310 in 1984.

Juveniles were involved in 8.6 percent of the arrests for both 1984 and 1985. Female arrests were up 12.7 percent from 16.6 percent in 1984 to 18.7 percent in 1985.

Arrests by race show that 91.4 percent of the persons arrested were White while 8.6 were Negro. Hispanics comprised 0.1 percent of all persons arrested in 1985.

VIOLENT CRIME

Arrests for crimes of violence (Murder, Rape, Robbery and Felonious Assault) on a statewide basis accounted for 18.1 percent of all arrests for Part I and 3.0 percent of the total arrests for all offenses. A further evaluation indicates that arrests for Felonious Assault were the most frequent, representing 67.1 percent of the total arrests for violent crimes, compared to 64.4 percent, in 1984.

PROPERTY CRIME

Property crime arrests (Breaking and Entering, Larceny - Theft and Motor Vehicle Theft) comprised 81.9 percent of all arrests for Part I offenses and 13.5 percent of all arrests.

The highest percentage of property crime arrests, 66.0 percent, occurred in the Larceny-Theft category.

NARCOTIC DRUG LAW ARRESTS

Information concerning arrests for narcotic drug law arrests is collected and analyzed according to specific drug categories. During 1985, a total of 1,496 arrests were made for narcotic drug law violations, a decrease of 11.9 percent arrests over 1984. Evaluation of data reported for 1985 discloses that 23.1 percent of all persons arrested for narcotic drug law violations were under 21 years of age. Moreover, 8.1 percent of those arrested were under 18 years of age. Analysis of individual drug categories showed that the highest percentage of arrests, 85.9 percent, involved marijuana. The lowest percentage of arrests occurred in both the synthetic narcotic - manufactured and other dangerous drugs category, amounting to 3.9 percent each. Further analysis shows that the arrests for sale/manufacturing of drugs accounted for 32.9 percent (492) and the arrests for possession of drugs represented 67.1 percent (1,004).

GAMBLING ARRESTS

Arrests for gambling offenses during 1985 amounted to 0.3 percent of all reported arrests for Part I and Part II offenses. Of those arrested for gambling, 80.3 percent were males. The highest percentage of arrests for gambling offenses, 16.6 percent, occurred in the 25-29 age category. A total of 223 gambling arrests were reported during 1985, an increase of 7.2 percent from the 1984 figure.

JUVENILE DISPOSITION DATA

Each police department must provide information regarding the disposition of juveniles arrested by that department. The following summary is provided.

Handled within Department and Released	1,881
Referred to Juvenile Court or Probation Department	3,436
Referred to Welfare Agency	103
Referred to Other Police Agency	34
Referred to Criminal or Adult Court	81
Total	<hr/> 5,535

TOTAL WEST VIRGINIA ARRESTS

January - December 1985, 1984

ARREST CHARGE CLASSIFICATION	1985			1984		
	NUMBER OF ARREST	PERCENT * DIST.	CRIME PER * 1000	NUMBER OF ARREST	PERCENT * DIST.	CRIME PER * 1000
*MURDER	81	.13	.04	102	.15	.05
*MANSLAUGHTER	12	.02		11	.02	
*FORCIBLE RAPE	184	.29	.09	172	.26	.08
*ROBBERY	365	.57	.18	358	.54	.18
*FELONIOUS ASSAULT	1,287	2.00	.65	1,141	1.71	.58
*BREAKING AND ENTERING	2,418	3.75	1.23	2,672	4.00	1.36
*LARCENY-THEFT	5,736	8.90	2.92	5,960	8.92	3.03
*MOTOR VEHICLE THEFT	532	.83	.27	665	1.00	.33
* SUBTOTAL FOR PART I ARRESTS	10,615	16.48	5.41	11,081	16.58	5.65
*OTHER ASSAULTS	5,729	8.89	2.92	5,521	8.26	2.81
*ARSON	196	.30	.09	187	.28	.09
*FORGERY AND COUNTERFEITING	719	1.12	.36	794	1.19	.40
*FRAUD	6,479	10.06	3.30	6,166	9.23	3.14
*EMBEZZLEMENT	63	.10	.03	84	.13	.04
*STOLEN PROPERTY: BUYING, REC., POSSESSION	617	.96	.31	583	.87	.29
*VANDALISM	1,685	2.62	.85	1,599	2.39	.81
*WEAPONS: CARRYING, POSSESSION, ETC.	2,606	3.73	1.22	2,365	3.54	1.20
*PROSTITUTION AND COMMERCIALIZED VICE	127	.20	.06	121	.18	.06
*SEX OFFENSES EXCEPT RAPE AND PROSTITUTION	363	.56	.18	421	.63	.21
*NARCOTIC DRUG LAWS	1,496	2.32	.76	1,699	2.54	.86
*GAMBLING	223	.35	.11	208	.31	.10
*OFFENSES AGAINST FAMILY AND CHILDREN	265	.41	.13	242	.36	.12
*DRIVING UNDER THE INFLUENCE	8,056	12.50	4.10	7,427	11.11	3.78
*LIQUOR LAWS	977	1.52	.49	1,194	1.79	.60
*DRUNKENNESS	10,598	16.45	5.40	12,310	18.42	6.27
*DISORDERLY CONDUCT	1,830	2.84	.93	1,922	2.88	.98
*VAGRANCY	35	.05	.01	68	.10	.02
*ALL OTHER EXCEPT TRAFFIC	11,297	17.53	5.76	12,278	18.37	6.26
*CURFEW AND LOITERING LAWS VIOLATIONS	256	.40	.13	212	.32	.10
*RUNAWAYS	397	.62	.20	362	.54	.18
* SUBTOTAL FOR PART II ARRESTS	53,814	83.52	27.44	55,743	83.42	28.42
* TOTAL FOR PART I AND PART II ARRESTS	64,429	100.00	32.85	66,824	100.00	34.08

TOTAL ARRESTS BY RACE AND ETHNIC ORIGIN

January - December 1985, 1984

ARREST CHARGE CLASSIFICATION	1985				1984			
	W	B	N	H	W	B	N	H
MURDER	68	13*	9*	81*	93*	9*	9*	102*
MANSLAUGHTER	9	3*	1*	12*	11*	1*	1*	11*
FORCIBLE RAPE	143	41*	1*	183*	145*	2*	2*	172*
ROBBERY	285	80*	1*	365*	292*	6*	6*	357*
FELONIOUS ASSAULT	1089	198*	2*	1285*	950*	19*	2*	1139*
BREAKING AND ENTERING	2196	221*	1*	2418*	2471*	20*	4*	2671*
LARCENY-THEFT	4969	760*	7*	5733*	5160*	79*	6*	5954*
MOTOR VEHICLE THEFT	500	31*	2*	530*	622*	4*	1*	664*
* SUBTOTAL FOR PART I ARRESTS	9259*	1347*	9*	810607*	9744*	1333*	4*	1111070*
OTHER ASSAULTS	5094	633*	1*	5727*	4902*	618*	1*	5521*
ARSON	181	16*	1*	196*	175*	12*	1*	187*
FORGERY AND COUNTERFEITING	643	76*	1*	717*	668*	128*	1*	793*
FRAUD	5759	719*	1*	6477*	5453*	713*	2*	6164*
EMBEZZLEMENT	59	6*	1*	63*	79*	5*	1*	86*
STOLEN PROPERTY: BUYING, REC., POSSESSION	538	79*	1*	617*	496*	87*	1*	578*
VANDALISM	157	158*	1*	1684*	1461*	138*	1*	1598*
WEAPONS: CARRYING, POSSESSION, ETC.	2216	189*	1*	2401*	2192*	173*	3*	2362*
PROSTITUTION AND COMMERCIALIZED VICE	83	44*	1*	127*	87*	3*	1*	121*
SEX OFFENSES EXCEPT RAPE AND PROSTITUTION	333	30*	1*	363*	382*	37*	2*	419*
NARCOTIC DRUG LAWS	1380	116*	1*	1493*	1527*	168*	4*	1695*
GAMBLING	213	11*	1*	223*	195*	13*	1*	208*
OFFENSES AGAINST FAMILY AND CHILDREN	259	16*	1*	265*	233*	9*	1*	241*
DRIVING UNDER THE INFLUENCE	7842	208*	6*	8047*	7342*	184*	1*	7417*
LIQUOR LAWS	849	107*	1*	976*	1057*	134*	3*	1194*
DRUNKENNESS	10048	545*	4*	10588*	11641*	682*	5*	12287*
DISORDERLY CONDUCT	1651	179*	1*	1829*	1766*	135*	1*	1919*
VAGRANCY	33	2*	1*	35*	46*	2*	1*	48*
ALL OTHER EXCEPT TRAFFIC	10288	1042*	2*	11286*	11111*	1142*	5*	12275*
CURFEW AND LOITERING LAWS VIOLATIONS	249	7*	1*	256*	195*	17*	1*	212*
RUNAWAYS	386	11*	1*	397*	356*	6*	1*	361*
* SUBTOTAL FOR PART II ARRESTS	49601*	4189*	9*	53767*	51264*	4455*	5*	5955684*
* TOTAL FOR PART I AND PART II ARRESTS	58860*	5536*	9*	64374*	61008*	5788*	5*	70466754*

TOTAL ARRESTS BY SEX

January - December 1985, 1984

ARREST CHARGE CLASSIFICATION	1985				1984			
	MALE ARRESTS*	PERCENT MALE	FEMALE ARRESTS*	PERCENT FEMALE	MALE ARRESTS*	PERCENT MALE	FEMALE ARRESTS*	PERCENT FEMALE
*MURDER	66	81.48	15	18.52	89	87.25	13	12.75
*MANSLAUGHTER	11	91.67	1	8.33	9	81.82	2	18.18
*FORCIBLE RAPE	182	98.91	2	1.09	171	99.42	1	5.58
*ROBBERY	329	90.14	36	9.86	339	94.69	19	5.31
*FELONIOUS ASSAULT	1,152	89.51	135	10.49	1,039	91.06	102	8.94
*BREAKING AND ENTERING	2,299	95.08	119	4.92	2,520	94.31	152	5.69
*LARCENY-THEFT	4,151	72.37	1,585	27.63	4,436	74.63	1,524	25.57
*MOTOR VEHICLE THEFT	487	91.54	45	8.46	624	93.83	41	6.17
* SUBTOTAL FOR PART I ARRESTS	8,677	81.74	1,938	18.26	9,227	83.27	1,854	16.73
*OTHER ASSAULTS	4,823	84.19	906	15.81	4,751	86.05	770	13.95
*ARSON	171	87.24	25	12.76	167	89.30	20	10.70
*FORGERY AND COUNTERFEITING	449	62.65	270	37.55	514	64.74	280	35.26
*FRAUD	3,070	47.38	3,409	52.62	3,299	53.50	2,867	46.50
*EMBEZZLEMENT	46	73.02	17	26.98	60	71.43	24	28.57
*STOLEN PROPERTY: BUYING, REC., POSSESSION	563	91.25	54	8.75	514	88.16	69	11.84
*VANDALISM	1,527	90.62	158	9.38	1,454	90.93	145	9.07
*WEAPONS: CARRYING, POSSESSION, ETC.	2,255	93.72	151	6.28	2,248	95.05	117	4.95
*PROSTITUTION AND COMMERCIALIZED VICE	34	26.77	73.23	48	39.67	173	60.33	
*SEX OFFENSES EXCEPT RAPE AND PROSTITUTION	355	97.80	8	2.20	403	95.72	18	4.28
*NARCOTIC DRUG LAWS	1,298	86.76	198	13.24	1,482	87.23	217	12.77
*GAMBLING	1.9	80.27	44	19.73	179	86.06	29	13.94
*OFFENSES AGAINST FAMILY AND CHILDREN	206	77.74	59	22.26	202	83.47	40	16.53
*DRIVING UNDER THE INFLUENCE	7,372	91.51	684	8.49	6,884	92.69	543	7.31
*LIQUOR LAWS	825	84.44	152	15.56	1,057	88.53	137	11.47
*DRUNKENNESS	9,831	92.76	767	7.24	11,452	93.03	858	6.97
*DISORDERLY CONDUCT	1,575	86.07	255	13.93	1,670	86.89	252	13.11
*VAGRANCY	17	48.57	18	51.43	42	87.50	6	12.50
*ALL OTHER EXCEPT TRAFFIC	8,716	77.15	2,581	23.85	9,734	79.28	2,544	20.72
*CURFEW AND LOITERING LAWS VIOLATIONS	197	76.95	59	23.05	154	72.64	58	27.36
*RUNAWAYS	191	48.11	206	51.89	172	47.51	190	52.49
* SUBTOTAL FOR PART II ARRESTS	43,700	81.21	10,114	18.79	46,686	83.39	9,257	16.61
* TOTAL FOR PART I AND PART II ARRESTS	52,377	81.29	12,052	18.71	55,713	83.37	11,111	16.63

ARRESTS BY AGE Persons Under 18 Years of Age

January - December 1985, 1984

ARREST CHARGE CLASSIFICATION	UNDER 18						TOTAL JUVENILE 1985	TOTAL JUVENILE 1984	PERCENT CHANGE
	10	12	13	14	15	16			
MURDER						2	2	8	75.00
MANSLAUGHTER					1		1	1	.00
FORCIBLE RAPE		3	1	1	2	3	10	19	47.37
ROBBERY		1	7	7	15	16	46	40	15.00
FELONIOUS ASSAULT	1	2	7	9	7	14	40	69	42.03
BREAKING AND ENTERING	14	44	175	139	175	210	757	791	4.30
LARCENY THEFT	39	113	319	211	256	304	1242	1334	6.90
AUTO THEFT	1	3	36	43	76	57	216	218	.92
*** SUBTOTAL FOR PART I ARRESTS ***	55	166	545	411	533	604	2314	2480	6.69
OTHER ASSAULTS	7	18	52	35	43	54	209	225	7.11
HARSON	5	5	18	1	2	7	38	59	35.59
FORGERY AND COUNTERFEITING		2	6	9	16	28	61	44	38.64
FRAUD		4	3	9	9	13	38	15	153.33
EMBEZZLEMENT				2			2		
STOLEN PROPERTY:BUYING,RECEIVING,POSSESS.	1	6	18	12	12	21	70	82	14.63
VANDALISM	14	61	96	48	69	57	345	354	2.54
WEAPONS: CARRYING, POSSESSION, ETC.		9	18	18	32	61	138	123	12.20
PROSTITUTION AND COMMERCIALIZED VICE					2	2	4		
SEX OFFENSES (EXCEPT F/RAPE,PROSTITUTION)	1		8	3	3	10	25	38	34.21
DRUG ABUSE VIOLATIONS		2	21	26	35	37	121	103	17.48
GAMBLING		1					1		
OFFENSES AGAINST FAMILY AND CHILDREN	1	6	17	5	9	6	44	5	780.00
DRIVING UNDER THE INFLUENCE			1	3	19	53	76	69	10.14
LIQUOR LAWS			10	9	25	24	68	106	35.85
DRUNKENNESS	1	9	41	60	113	147	371	367	1.09
DISORDERLY		4	12	21	42	38	117	143	18.18
VAGRANCY				1	1	2	4	4	.00
ALL OTHER (EXCEPT TRAFFIC)	18	60	209	184	181	184	836	947	11.72
CURFEW AND LOITERING LAW VIOLATIONS	4	7	71	66	47	61	256	212	20.79
RUNAWAYS	5	23	99	123	95	52	397	362	9.67
*** SUBTOTAL FOR PART II ARRESTS ***	57	217	700	635	755	857	3221	3258	1.14
*** TOTAL PART I,II ARRESTS ***	112	383	1245	1046	1288	1461	5535	5738	3.54

NARCOTIC DRUG LAW ARRESTS

Persons Under 18 Years of Age

January - December 1985, 1984

ARREST CHARGE CLASSIFICATION	UNDER 18						TOTAL JUVENILE 1985	TOTAL JUVENILE 1984	PERCENT CHANGE
	10	12	13	14	15	16			
HEROIN, COCAINE AND THEIR DERIVATIVES									
MARIJUANA			3	2	3	5	13	12	8.33
SYNTHETIC NARCOTICS-MANUFACTURED								3	
OTHER DANGEROUS NON-NARCOTIC DRUGS			1	1			2	1	100.00
*** SALE AND MANUFACTURING SUBTOTAL ***			4	3	3	5	15	16	6.25
HEROIN, COCAINE AND THEIR DERIVATIVES					1		1	1	.00
MARIJUANA		2	10	16	31	30	89	80	11.25
SYNTHETIC NARCOTICS-MANUFACTURED					3		1	4	.00
OTHER DANGEROUS NON-NARCOTIC DRUGS			7	4		1	12	2	500.00
*** DRUG POSSESSION SUBTOTAL ***		2	17	23	32	32	106	87	21.84
*** DRUG ABUSE VIOLATIONS TOTAL ***		2	21	26	35	37	121	103	17.48

ARRESTS BY AGE

Persons Over 18 Years of Age

January - December 1985, 1984

18	19	20	21	22	23	24	25	30	35	40	45	50	55	60	65	TOTAL OVER	TOTAL ADULT	TOTAL ADULT	PERCENT CHANGE
																1985	1984		
2	1	3	2	3	5	3	13	10	16	7	5	2	3	2	2	79	94	13.96	-
1		2		1	1			2		2		1	1			11	10	10.00	+
4	6	10	17	4	4	8	35	26	23	16	9	5	1	2	2	174	153	13.73	+
19	34	20	22	18	18	18	77	48	21	9	11	1		3		319	318	.31	+
38	69	65	65	54	63	60	268	197	136	90	47	29	24	19	23	1247	1072	16.32	+
165	163	198	171	137	94	108	309	147	84	46	23	5	8	3		1661	1881	11.70	-
348	364	322	274	289	239	254	834	509	351	201	136	134	85	68	86	4494	4626	2.85	-
33	34	21	25	19	25	24	63	33	19	9	5	4	2			316	447	29.31	-
610	671	641	576	525	449	475	1599	972	652	380	236	181	124	97	113	8301	8601	3.49	-
210	232	255	306	301	268	288	1159	840	664	369	242	140	118	71	57	5520	5296	4.23	+
10	16	12	6	8	8	8	29	26	14	8	5	3	2	1	2	158	128	23.44	+
19	38	32	38	74	36	34	196	69	57	28	25	13	2	4	1	658	750	12.27	-
119	92	147	182	265	324	321	1204	966	975	758	518	284	202	46	38	6441	6151	4.71	+
	2	3	3	4	1	4	12	14	6	4	1	2	3			61	84	27.38	-
35	33	43	40	33	33	31	103	66	50	38	10	13	10	2	7	547	501	9.18	+
103	89	98	73	83	76	77	252	191	117	87	37	26	12	10	9	1340	1245	7.63	+
74	100	93	88	81	84	105	454	345	268	193	133	85	61	45	67	2268	2242	1.16	+
14	13	13	9	9	8	7	21	13	14	1			1			123	121	1.65	+
15	9	14	20	6	12	16	61	44	55	28	18	17	8	4	11	338	383	11.75	-
54	81	90	88	106	102	99	377	179	113	35	14	14	9	10	4	1375	1596	13.85	-
		5	2	3	3	7	37	15	37	28	22	17	20	14	12	222	208	6.73	+
16	19	20	15	13	19	12	33	29	19	10	8	4	1	2	1	221	237	6.75	-
129	263	310	342	354	371	373	1676	1276	936	621	439	343	231	173	141	7980	7358	8.45	+
67	88	90	58	48	40	47	161	80	70	38	38	32	26	16	10	909	1088	16.45	-
250	391	401	429	434	428	494	1855	1236	1056	787	700	676	539	295	256	10227	11943	14.37	-
98	126	118	113	105	111	76	328	209	139	107	67	52	30	23	11	1713	1779	3.71	-
		1	3		1	1	5	6	4	2	5	1		2		31	44	29.55	-
446	454	507	474	508	483	521	1950	1496	1218	903	635	344	229	181	120	10461	11331	7.68	-
1659	2048	2252	2281	2427	2408	2921	9913	7100	5812	4037	2917	2064	1506	899	747	50593	52485	3.60	-
2269	2719	2893	2857	2952	2857	2996	11512	8072	6464	4417	3153	2247	1630	996	860	58894	61086	3.59	-

NARCOTIC DRUG LAW ARRESTS

Persons Over 18 Years of Age

January - December 1985, 1984

18	19	20	21	22	23	24	25	30	35	40	45	50	55	60	65	TOTAL OVER	TOTAL ADULT	TOTAL ADULT	PERCENT CHANGE
																1985	1984		
		6	2	7		1	23	11	4	2	4		2			62	84	26.19	-
16	20	16	20	21	23	28	120	55	30	11	4	5	2	6	1	378	450	16.00	-
	1		1		1	6	5	3	1	2						21	38	44.74	-
	1					4	3	3	4			1				16	53	69.61	-
16	22	22	23	28	24	35	152	72	38	19	8	7	2	8	1	477	625	23.68	-
1		2		2	2		13	9	2	1						32	34	5.88	-
36	55	61	62	74	72	61	195	89	67	14	4	6	4	2	3	805	864	6.63	-
1	2	3	2		3	2	9	9	3	1			2			33	32	3.13	+
	2	2	1	2	1	1	8	4	3			2	1	1		28	41	31.71	-
38	59	68	65	78	78	64	225	107	75	16	6	7	7	2	3	898	971	7.92	-
54	81	90	88	106	102	99	377	179	113	35	14	14	9	10	4	1375	1596	13.85	-

LAW ENFORCEMENT EMPLOYEE DATA

POLICE EMPLOYEE DATA 1985

The Uniform Crime Reporting Program in West Virginia incorporates the collection of pertinent data relating to the police of the state. Information regarding police employee strength, distributions, assaults against law enforcement officers and circumstances surrounding the killing of police officers are discussed in this section.

This information is submitted by county, municipal and state law enforcement agencies and compiled on an annual basis. Specific information concerning the number of law enforcement employees reflect the status as of October 31, 1985, and is limited to municipal, county and state law enforcement agencies currently reporting to the West Virginia UCR Program.

A total of 3,993 full-time law enforcement employees was reported by the agencies, of which 2,792 were sworn personnel. This is a rate of 2.1 employees for each 1,000 inhabitants of the state and a rate of 1.4 officers for each 1,000 inhabitants.

The determination of police strength for any given area or municipality should be a subject for serious consideration. Such consideration, however, should be based on the numerous factors which create the need for police services. Some of these factors, discussed elsewhere in this publication relate to size, density of population, geographic location, character, and proximity to metropolitan areas. The information in this section relates to reported police employee strength and should not be interpreted as recommended strength for any given municipality. Such determinations should be made after objectively evaluating the need for police services based on the above factors.

The personnel of each law enforcement agency differ as to the demands and responsibilities placed before them. Many police officers are fully occupied with clerical tasks and are not free to perform active police duties. This current upward trend in police agencies to perform clerical duties is in line with the thinking of many police administrators who recommend the use of civilians in this capacity, thus freeing the sworn personnel for actual police related service. There were 1,201 civilians included in the total full-time law enforcement employees for West Virginia.

Municipal police departments reported a total of 1,796 employees, of which 1,461 were sworn officers. This is a rate of 1.9 sworn officers for each 1,000 inhabitants (municipal population only).

West Virginia's 55 county sheriffs departments reported a total of 1,223 employees, of which 673 were sworn officers. This is a rate of 0.6 sworn officers for each 1,000 inhabitants (rural population only).

In an attempt at comparisons of employment levels of individual sheriff's departments with other agencies, consideration must be given to certain functions that are particular to a sheriff's department. The functions of county sheriffs departments vary widely throughout the state. The operation of one sheriff's department may be limited exclusively to civil areas and the administration of the county jail, or they may be actively involved in criminal matters throughout the county. These functions are usually performed by sworn officers, thereby presenting a misleading picture of the actual enforcement strength of the department.

The Department of Natural Resources reported a total of 118 employees in their Law Enforcement Division, of which 110 were sworn officers. This is a rate of 0.1 sworn officers for each 1,000 inhabitants (rural population only).

The West Virginia State Police reported a total of 856 employees, of which 548 were sworn officers. This is a rate of 0.5 sworn officers for each 1,000 inhabitants (rural population only).

LAW ENFORCEMENT EMPLOYEE DATA 1985

AGENCY	POLICE			CIVILIAN			TOTAL
	MALE	FEMALE	TOTAL	MALE	FEMALE	TOTAL	
COUNTY SHERIFFS	629	44	673	329	221	550	1,223
CITY POLICE DEPARTMENTS	1,412	49	1,461	114	221	335	1,796
DEPARTMENT OF NATURAL RESOURCES	107	3	110	0	8	8	118
STATE POLICE	540	8	548	102	206	308	856
TOTAL NUMBER OF LAW ENFORCEMENT EMPLOYEES							3,993

LAW ENFORCEMENT OFFICERS KILLED AND ASSAULTED 1985

The killing of a police officer has an effect on society which reaches far beyond the overt act. Such occurrences constitute an immediate threat to the well being of the community and a serious breach of the internal security of the country. Today, a young man who considers a career in law enforcement must also consider the very strong possibility of being killed or assaulted by a member of the very same society he is sworn to protect. This deplorable situation should be a subject of serious public concern, for in truth, an attack on a police officer is an attack on society. The violence directed against law enforcement officers acting in the line of duty is clearly demonstrated by the following summary information:

Patrolman John R. Tucker, of the Fort Gay Police Department was shot and killed on April 20, 1985, while conducting a radar check.

Trooper J. D. Harris, Buckhannon State Police Detachment, was killed in an auto accident, on July 11, 1985, while responding to a burglar alarm.

A total of 174 Assaults on Law Enforcement Officers were reported in 1985, of which 48, or 27.6 percent resulted in personal injury to the officer.

For every 1000 arrests, there were 2.6 Assaults, and for each 100 sworn officers there were 6.2 Assaults.

Personal weapons (hands, fists, feet, etc.) were used in 152 of the Assaults.

A total of 168 of the Assaults were cleared, a clearance rate of 96.5 percent.

POLICE OFFICERS ASSAULTED SUMMARY INFORMATION

January - December 1985, 1984

JAN THRU DEC 85-84

IDENTIFIER	POPULATION	INDEX PER 1000 POP	TOTAL	TYPE OF FIREARM	WEAPON INST	CUTTING	OTHER WEAPONS	HANDS	FIST ETC	TIME OF ASSAULT AM	TIME OF ASSAULT PM	INJURY	NO INJURY	ASSAULT CLEARED
WEST VIRGINIA TOTAL	85 1,936,000	.08	172	7	3	150	12	74	98	48	124	167	167	167
CHANGE	84 1,952,000	.09	195	5	3	178	19	82	113	54	141	187	187	187
	10,000-	.01-	23-	2+	0	28-	3+	5-	15-	6-	17-	20-	20-	20-
RURAL	85 1,182,703	.02	31	5	2	21	3	7	24	12	19	31	31	31
CHANGE	84 1,191,969	.03	40	2	0	36	2	9	31	9	31	37	37	37
	9,266-	.01-	9-	3+	2+	15-	1+	2-	7-	3+	12-	6-	6-	6-
SHERIFF'S	85		19	2	2	13	2	5	14	6	13	19	19	19
CHANGE	84		33	2	0	30	1	7	26	8	25	32	32	32
			14-	0	2+	17-	1+	2-	12-	2-	12-	13-	13-	13-
STATE POLICE	85		12	3	0	8	1	2	10	6	6	12	12	12
CHANGE	84		7	0	0	6	1	2	5	1	6	5	5	5
			5	3+	0	2+	0	0	5+	5+	0	7+	7+	7+
MUNICIPAL	85 753,297	.18	141	2	1	129	9	67	74	36	105	136	136	136
CHANGE	84 760,031	.20	155	3	3	142	7	73	82	45	110	150	150	150
	6,734-	.02-	14-	1-	2-	13-	2+	6-	8-	9-	5-	14-	14-	14-

ANALYSIS OF ASSAULTS ON LAW ENFORCEMENT OFFICERS, 1985

OFFICERS KILLED

Number of your law enforcement officers killed in the line of duty.

By felonious act 1
By accident or negligence 1

Officers Assaulted (Do not include officers killed) See UCR Guide Manual for Complete Instructions.

TYPE OF ACTIVITY	TYPE OF WEAPON (Mark 1 for each Assault)										TYPE OF ASSIGNMENT (Mark 1 for each Assault)				POLICE ASSAULTS CLEARED (M)
	TOTAL ASSAULTS BY WEAPON (A)	FIREARM (B)	KNIFE OR OTHER CUTTING INSTRUMENT (C)			OTHER DANGEROUS WEAPON (D)	HANDS, FISTS, FEET, ETC. (E)	TWO-MAN VEHICLE (F)	ONE-MAN VEHICLE		DETECTIVE OR SPECIAL ASSIGN.		OTHER		
			ASSAULTS BY WEAPON (A)	ASSAULTS BY WEAPON (A)	ASSAULTS BY WEAPON (A)				ASSAULTS BY WEAPON (A)	ASSAULTS BY WEAPON (A)	ASSAULTS BY WEAPON (A)	ASSAULTS BY WEAPON (A)	ASSAULTS BY WEAPON (A)	ASSAULTS BY WEAPON (A)	
1. RESPONDING TO 'DISTURBANCE' CALLS (FAMILY QUARRELS, MAN WITH GUN, ETC.)	60	3	2	5	50	24	10	25	1	1	59				
2. BURGLARIES IN PROGRESS OR PURSUING BURGLARY SUSPECTS	1	1													
3. ROBBERIES IN PROGRESS OR PURSUING ROBBERY SUSPECTS	49				49	4	22	17		3	1	2	49		
4. ATTEMPTING OTHER ARRESTS	3				3		1	1		1			3		
5. CIVIL DISORDER (RIOT, MASS DISOBEDIENCE)	20	2			18	4	7			1	8		20		
6. HANDLING, TRANSPORTING, CUSTODY OF PRISONERS	6		1	2	3		3	3					6		
7. INVESTIGATING SUSPICIOUS PERSONS OR CIRCUMSTANCES	4				4		2	2					4		
8. AMBUSH-HO WARNING	18	1		3	14	2	12	3		1			16		
9. MENTALLY DERANGED	13			2	11	3	4	1		3	2		11		
10. TRAFFIC PURSUITS AND STOPS	174	7	3	12	152	37	62	52	3	1	12		168		
11. ALL OTHER	48	5	1	7	35										
12. TOTAL (1-11)	126	2	2	5	117	2									
13. NUMBER WITH PERSONAL INJURY	37	23	8	2	8	2									
14. NUMBER WITHOUT PERSONAL INJURY	8	5	5	26	24	32									
15. TIME OF ASSAULTS															
	AM														
	PM														
	1201	500	600	800	1000	1200									

DO NOT USE THIS SPACE

RECORDED	INITIALS
REVIEWED	
PUNCHED	
VERIFIED	
ADJUSTED	

**ANALYSIS OF ASSAULTS ON LAW ENFORCEMENT OFFICERS
1972-1985**

<u>YEAR</u>	<u># ASSAULTS</u>	<u>% CHANGE</u>
1972	300	
1973	223	-26%
1974	222	-0.4%
1975	178	-20%
1976	265	+49%
1977	287	+8%
1978	177	-38%
1979	194	+10%
1980	192	-1%
1981	269	+40%
1982	218	-19%
1983	265	+22%
1984	195	-26%
1985	172	-12%

**WEST VIRGINIA
OFFENSE DATA
COUNTY-STATE-MUNICIPAL — DNR**

The computer generated output tables contained within this section were designed to facilitate quick reference of statistical crime information relative to the different reporting areas of the State of West Virginia. The data contained in each of the series of reports will be detailed on a page preceding each listing.

Each of the three reports are listed in county name sequence. Within each county, information is further detailed to show the activity experienced by reporting area, agency type and contributor. The general identifying descriptions which indicate the reporting areas are listed and defined as follows:

(Name) County Total—This line indicates the total activity of all reporting agencies within the indicated county. It may be expressed mathematically as:

County Total = Municipal + State Police + Sheriff + Department of Natural Resources
or
County Total = Municipal + Rural

Rural—This line indicates the total activity that was reported by rural law enforcement agencies within the indicated reporting area. It may be expressed mathematically as:

Rural = State + Sheriff + Department of Natural Resources

Sheriff—This line indicates the total activity reported by sheriff's offices within the indicated reporting area.

State Police—This line indicates the total activity reported by all State Police Detachments within the indicated reporting area. It may be expressed mathematically as:

State Police = State Police Detachment 1 + SPD2 + SPD3 +

Department of Natural Resources—For purposes of these computer generated reports, activity for the Department of Natural Resources is included with activity for the Sheriff's offices. A separate summary of DNR activity for each district appears in a later section of this report.

MUNICIPAL—This line indicates the total activity reported by all municipal law enforcement agencies within the indicated reporting area. It may be expressed mathematically as:

Municipal = Municipality 1 + M2 + M3 +

(City Name) Police Department—This line indicates the total activity reported by the individually specific police department.

For comparative purposes, each reporting agency or area identified on the report details the activity experienced for the calendar year of 1985 and 1984 respectively. Also, the numerical difference and the percent change between the two years has been calculated and displayed on separate lines. All amounts are signed with a plus (+) or minus (-) sign to indicate whether the quantity has increased or decreased from 1984 to 1985. An asterisk (*) appearing on the percent change line indicates that due to no activity being reported for either 1985 or 1984, calculation of percent change was impossible.

It should be noted that statistics gathered under the Uniform Crime Reporting Program are submitted by the law enforcement agencies of West Virginia and project a state-wide view of crime. Awareness of the presence of certain crime factors, which may influence the resulting volume and type of statistics presented, is necessary if fair and equitable conclusions are to be drawn. These crime influencing factors are present, to some degree, in every community and their presence affects, in varying degrees, the crime experience of that community. Attempts at comparison of crime figures between communities should not be made without first considering the individual factors present in each community.

CRIME INDEX REPORT

The tabulations in this section indicate the volume and distribution of crime in West Virginia on the basis of a crime rate.

The Uniform Crime Reporting Program utilizes seven crime classifications to establish a rate to measure the trend and distribution of crime. The number of actual offenses of murder, forcible rape, robbery, felonious assault, burglary, larceny and motor vehicle theft are reflected in this report. The number of actual offenses of manslaughter and assaults (not aggravated) are not index offenses, thus counts of these offenses are not considered in this report. Arson, the eighth Crime Index Offense, is examined in a separate section.

Each heading contained in this report is defined below.

Population—Estimated population of the indicated reporting area. This information, representative of the year 1985, was provided through the assistance of the Federal Bureau of Investigation and the United States Bureau of Census.

Total Offenses—This is the sum total of the seven Index Offenses.

Total Cleared—The sum total of the seven Index Offense cleared.

Percent Cleared—The percentage of Index Offenses cleared by arrest or exceptional clearance.

The mathematical formula may be expressed as follows:

$$\text{Percent Cleared} = \frac{\text{Total Index Offenses Cleared}}{\text{Total Actual Index Offenses Reported}} \times 100$$

Crime Rate—This is sometimes referred to as a victim risk rate and is representative of the number of Index Offenses per 1,000 population.

Example - A crime rate of 10.00 would imply that 10.00 persons of each 1,000 population were the victim of an Index Offense.

The mathematical formula for calculating the crime rate of any reporting area may be expressed as follows:

$$\text{Crime Rate} = \frac{1,000}{\text{Area Population}} = \text{Reciprocal}^* \times \text{Total Actual Offenses}$$

$$\text{Crime Rate} = \frac{\text{Total Actual Offenses}}{\text{Area Population}} \times 1,000$$

*Reciprocals developed to five (5) decimal places.

The remaining columns of the report indicate the number of actual Index Offenses reported by category.

A separate section is provided to summarize offense and arrest data for the Department of Natural Resources on a District basis. This section is provided because Department of Natural Resources data is included in the category of Sheriff on the proceeding computer printed pages.

IDENTIFIER	POPULATION	CRIME RATE	TOTAL OFFEN	TOTAL CLEARED	PERCENT CLEARED	MURDER	RAPE	ROBBERY	FEL ASST	BREAK ENTER	LARCENY THEFT	MV THEFT
WEST VIRGINIA TOTAL	1,936,000	21.69	42538	11157	26.22	71	359	715	2069	11634	24520	3170
NUMERICAL CHANGE	1,952,000	22.88	44882	11072	24.66	86	308	737	2135	12467	25820	3329
PERCENT CHANGE	16,000-	1.19-	2344-	85+	1.56+	15-	51+	22-	66-	833-	1300-	159-
RURAL	1,182,703	12.27	14619	4081	27.91	49	196	162	890	5142	6650	1520
NUMERICAL CHANGE	1,191,969	12.43	14978	4014	26.79	62	178	165	897	5585	6583	1508
PERCENT CHANGE	9,266-	.16-	359-	67+	1.12+	13-	18+	3-	7-	433-	67+	12+
SHERIFF'S	85	1.3-	2.4-	1.7+	4.2+	21.0-	10.1+	1.8-	.8-	7.8-	1.0+	.8+
NUMERICAL CHANGE	84	7644	2014	26.34	26.34	17	58	82	593	2503	3752	639
PERCENT CHANGE	84	6896	1658	24.04	24.04	18	47	62	536	2355	3343	535
STATE POLICE	85	10.8+	21.5+	9.6+	9.6+	5.6-	23.4+	32.3+	10.6+	6.3+	12.2+	19.4+
NUMERICAL CHANGE	84	6975	2067	29.63	29.63	32	138	80	397	2649	2898	881
PERCENT CHANGE	84	8082	2356	29.15	29.15	44	131	103	361	3230	3240	973
MUNICIPAL	753,297	36.85	27919	7076	25.34	22	163	553	1179	6482	17870	1650
NUMERICAL CHANGE	760,031	39.17	29904	7058	23.60	24	130	572	1238	6882	19237	1821
PERCENT CHANGE	6,734-	2.32-	1985-	18+	1.74+	2-	33+	19-	59-	600-	1367-	171-
BARBOUR CTY TOTAL	16,463	7.41	122	40	32.78	0	2	1	4	45	66	4
NUMERICAL CHANGE	16,575	9.29	154	50	32.46	0	2	2	6	60	81	5
PERCENT CHANGE	112-	1.88-	32-	10-	1.0+	0	2+	1-	2-	15-	15-	1-
RURAL	11,448	6.20	71	24	33.80	0	2	1	2	36	26	4
NUMERICAL CHANGE	11,519	8.59	99	31	31.31	0	2+	0	1	49	40	3
PERCENT CHANGE	71-	2.39-	28-	7-	2.49+	0	2+	0	0	13-	14-	1+
SHERIFF	85	27.8-	28.3-	22.6-	8.0+	0	2	0	0	7.7-	28.6-	50.0-
NUMERICAL CHANGE	84	30	11	36.66	36.66	0	1	0	1	12	15	1
PERCENT CHANGE	84	37	6	16.21	16.21	0	1+	0	0	13	21	2
STATE POLICE	85	18.9-	83.3+	20.45+	20.45+	0	2	0	0	7.7-	28.6-	50.0-
NUMERICAL CHANGE	84	41	13	31.70	31.70	0	1	1	1	12	15	1
PERCENT CHANGE	84	62	25	40.32	40.32	0	0	0	0	13	21	2
MUNICIPAL	5,015	10.16	51	16	31.37	0	0	0	0	7.7-	28.6-	50.0-
NUMERICAL CHANGE	5,056	10.87	55	19	34.54	0	0	0	0	11	41	2
PERCENT CHANGE	41-	.71-	4-	3-	3.17-	0	0	0	0	2+	1-	2-
	.8-	6.5-	7.3-	15.8-	9.2-	0	0	0	0	18.2-	2.4-	0

IDENTIFIER	POPULATION	CRIME RATE	TOTAL OFFEN	TOTAL CLEARED	PERCENT CLEARED	MURDER	RAPE	ROBBERY	FEL ASST	BREAK ENTER	LARCENY THEFT	M/V THEFT
BELINGTON PD	1,965	2.54	5	3	60.00	0	0	0	0	1	4	0
NUMERICAL CHANGE	1,981	.00	0	0	.00	0	0	0	0	0	0	0
PERCENT CHANGE	16-	2.54+	5+	3+	60.00+	0	0	0	0	1+	4+	0
	.8-	.0	κ	κ	κ	0	0	0	0	κ	κ	0
PHILIPPI PD	3,050	15.08	46	13	28.26	0	0	0	2	8	36	0
NUMERICAL CHANGE	3,075	17.88	55	19	34.54	0	0	0	1	11	41	2
PERCENT CHANGE	25-	2.80-	9-	6-	6.28-	0	0	0	2+	3-	5-	2-
	.8-	15.7-	16.4-	31.6-	18.2-	0	0	0	κ	27.3-	12.2-	κ
BERKELEY CITY TOTAL	49,588	28.46	1412	425	30.09	0	4	22	21	351	926	88
NUMERICAL CHANGE	48,530	27.93	1356	308	22.71	3	7	25	34	380	828	79
PERCENT CHANGE	1,058+	.53+	56+	117+	7.38+	3-	5-	3-	13-	29-	98+	9+
	2.2+	1.9+	4.1+	38.0+	32.5+	κ	42.9-	12.0-	38.2-	7.6-	11.8+	11.4+
RURAL	36,641	16.34	599	95	15.85	0	4	10	15	210	317	43
NUMERICAL CHANGE	35,473	19.58	695	125	17.98	1	4	12	24	239	365	50
PERCENT CHANGE	1,166+	3.24-	96-	30-	2.13-	1-	0	2-	9-	29-	48-	7-
	3.3+	16.5-	13.8-	24.0-	11.8-	κ	.0	16.7-	37.5-	12.1-	13.2-	14.0-
SHERIFF	85	272	52	19.11	0	0	0	5	8	83	170	6
NUMERICAL CHANGE	84	392	67	17.09	0	0	1	4	6	105	262	14
PERCENT CHANGE	120-	15-	15-	2.02+	0	0	1-	1+	2+	22-	92-	8-
	30.6-	22.4-	22.4-	11.8+	0	0	κ	25.0+	33.3+	21.0-	35.1-	57.1-
STATE POLICE	85	327	63	13.14	0	0	4	5	7	127	147	37
NUMERICAL CHANGE	84	303	58	19.14	1	1	3	8	18	134	103	36
PERCENT CHANGE	24+	15-	15-	6.00-	1-	1-	1+	3-	11-	7-	44+	1+
	7.9+	25.9-	25.9-	31.3-	κ	κ	33.3+	37.5-	61.1-	5.2-	42.7+	2.8+
MUNICIPAL	85	12,947	813	330	40.59	0	0	12	6	141	609	45
NUMERICAL CHANGE	84	13,035	661	183	27.68	2	3	13	10	141	463	29
PERCENT CHANGE	108-	12.16+	152+	147+	12.91+	2-	3-	1-	4-	0	146+	16+
	.8-	24.0+	23.0+	80.3+	46.6+	κ	κ	7.7-	40.0-	.0	31.5+	55.2+
MARTINSBURG PD	85	12,947	813	330	40.59	0	0	12	6	141	609	45
NUMERICAL CHANGE	84	13,035	661	183	27.68	2	3	13	10	141	463	29
PERCENT CHANGE	108-	12.16+	152+	147+	12.91+	2-	3-	1-	4-	0	146+	16+
	.8-	24.0+	23.0+	80.3+	46.6+	κ	κ	7.7-	40.0-	.0	31.5+	55.2+
BOONE CTY TOTAL	30,566	9.45	289	76	26.29	0	2	4	6	118	92	71
NUMERICAL CHANGE	30,556	7.88	241	78	32.36	2	1	4	9	92	104	29
PERCENT CHANGE	10-	1.57+	48+	2-	6.07-	2-	1+	4-	3-	26+	12-	42+
	.0-	19.9+	19.9+	2.6-	18.8-	κ	100.0+	κ	33.3-	28.3+	11.5-	144.8+
RURAL	85	25,932	832	216	27.31	0	2	0	3	105	47	59
NUMERICAL CHANGE	84	25,906	590	153	30.06	2	1	3	7	60	56	24
PERCENT CHANGE	28+	2.42+	63+	13+	2.75-	2-	1+	3-	4-	45+	9-	35+
	.1+	41.0+	41.2+	28.3+	9.1-	κ	100.0+	κ	57.1-	75.0+	16.1-	145.8+

JAN THRU DEC 85-84

PAGE 3
WEST VIRGINIA U C R CRIME INDEX REPORT

IDENTIFIER	POPULATION	CRIME RATE	TOTAL OFFEN	TOTAL CLEARED	PERCENT CLEARED	MURDER	RAPE	ROBBERY	FEL ASHLT	BREAK ENTER	LARCENY THEFT	M/V THEFT
SHERIFF	85		131	22	16.79	0	0	0	1	58	35	37
NUMERICAL CHANGE	84		63	1	1.58	0	0	1	3	19	30	10
PERCENT CHANGE			107.9+2100.0+	21+	15.21+	0	0	1-	2-	39+	5+	27+
STATE POLICE	85		85	37	43.52	0	2	0	2	47	12	22
NUMERICAL CHANGE	84		90	45	50.00	2	1	2	4	41	26	14
PERCENT CHANGE			5.6-	8-	6.48-	2-	1+	2-	2-	6+	14-	8+
MUNICIPAL	85		4,614	15.82	73	17	0	0	3	13	45	12
NUMERICAL CHANGE	84		4,652	18.91	88	32	0	1	2	32	48	5
PERCENT CHANGE			38-	3.09-	19-	15-	0	1-	1+	19-	3-	7+
MADISON PD	85		3,113	17.98	56	11	0	0	1	10	34	11
NUMERICAL CHANGE	84		3,139	22.61	71	18	0	1	1	28	36	5
PERCENT CHANGE			.8-	4.63-	15-	7-	0	1-	0	18-	2-	6+
WHITESVILLE PD	85		741	9.44	7	0	0	0	0	2	5	0
NUMERICAL CHANGE	84		747	12.04	9	6	0	0	1	1	7	0
PERCENT CHANGE			.8-	21.6-	22.2-	11	0	0	1-	1+	2-	0
DANVILLE PD	85		760	13.15	10	6	0	0	2	1	6	1
NUMERICAL CHANGE	84		766	10.44	8	2	0	0	0	3	5	0
PERCENT CHANGE			.8-	26.0+	25.0+	25.0-	40.0-	0	2+	2-	1+	1+
BRAXTON CTY TOTAL	85		14,579	10.63	155	29	3	0	0	40	103	9
NUMERICAL CHANGE	84		14,382	11.19	161	30	1	0	11	48	92	9
PERCENT CHANGE			1.4+	5.0-	3.7-	3.3-	200.0+	0	11-	8-	11+	0
RURAL	85		11,484	12.27	141	22	2	0	0	36	94	9
NUMERICAL CHANGE	84		11,261	13.58	153	30	1	0	11	45	87	9
PERCENT CHANGE			2.0+	9.6-	7.8-	26.7-	100.0+	0	11-	9-	7+	0
SHERIFF	85		42	2	4.76	0	1	0	0	16	18	7
NUMERICAL CHANGE	84		53	1	1.88	0	0	0	0	27	25	1
PERCENT CHANGE			20.8-	100.0+	153.2+	0	1+	0	0	11-	7-	6+
STATE POLICE	85		99	20	20.20	0	1	0	0	40.7-	28.0-	600.0+
NUMERICAL CHANGE	84		100	29	29.00	0	1	0	11	28	76	2
PERCENT CHANGE			1.0-	31.0-	30.3-	0	0	0	11-	2+	14+	6-

JAN THRU DEC 85-84

WEST VIRGINIA U C R CRIME INDEX REPORT

PAGE 4

IDENTIFIER

POPULATION CRIME RATE TOTAL OFFEN

MURDER RAPE ROBBERY FEL ASLT

BREAK LARCENY M/V ENTER THEFT THEFT

MUNICIPAL 85 3,095 4.52 14 7 50.00 0 1 0 0 0 4 9 0

NUMERICAL CHANGE 84 3,121 2.56 8 0 0 0 0 0 0 3 5 0

PERCENT CHANGE 85 26- 1.96+ 6+ 7+ 50.00+ 0 1+ 0 0 33.3+ 80.0+

GASSAWAY PD

85 1,244 3.21 4 1 25.00 0 1 0 0 3 0 0

NUMERICAL CHANGE 84 1,254 .79 1 0 0 0 0 0 0 0 1 0

PERCENT CHANGE 85 10- 2.42+ 3+ 1+ 25.00+ 0 1+ 0 0 3+ 1-

SUTTON PD

85 1,273 4.71 6 5 83.33 0 0 0 0 0 5 5 0

NUMERICAL CHANGE 84 1,284 2.33 3 0 0 0 0 0 0 3 0 0

PERCENT CHANGE 85 11- 2.38+ 3+ 5+ 83.33+ 0 0 0 0 66.7-

BURNSVILLE PD

85 578 6.92 4 1 25.00 0 0 0 0 0 4 4 0

NUMERICAL CHANGE 84 583 6.86 4 0 0 0 0 0 0 0 4 0

PERCENT CHANGE 85 9- .9+ .0 1+ 25.00+ 0 0 0 0 0 0 0

IDENTIFIER	POPULATION	CRIME RATE	TOTAL OFFEN	MURDER	RAPE	ROBBERY	FEL ASLT	BREAK ENTER	LARCENY THEFT	M/V THEFT		
BROOKE CITY TOTAL	25,915	13.77	357	83	23.24	0	7	4	3	89	235	19
NUMERICAL CHANGE	26,737	16.94	453	77	16.99	0	1	2	3	112	274	61
PERCENT CHANGE	822-	3.17-	96-	6+	6.25+	0	6+	2+	0	23-	39-	42-
RURAL	16,981	12.89	219	65	29.68	0	7	3	3	62	130	14
NUMERICAL CHANGE	17,729	16.97	301	63	20.93	0	0	2	3	72	170	54
PERCENT CHANGE	4.2-	4.08-	82-	2+	8.73+	0	7+	1+	0	10-	40-	40-
SHERIFF	85	24.0-	27.2-	3.2+	41.8+	0	50.0+	0	0	13.9-	23.5-	74.1-
NUMERICAL CHANGE	84	204	51	25.00	0	2	3	3	3	61	121	16
PERCENT CHANGE	85	255	25	9.80	0	0	2	3	3	70	165	15
STATE POLICE	85	51-	26+	15.20+	0	2+	1+	0	0	9-	44-	1-
NUMERICAL CHANGE	84	20.0-	104.0+	155.1+	0	50.0+	0	0	0	12.9-	26.7-	6.7-
PERCENT CHANGE	85	15	14	93.33	0	5	0	0	0	1	9	0
MUNICIPAL	85	46	38	82.60	0	0	0	0	0	2	5	39
NUMERICAL CHANGE	84	31-	24-	10.73+	0	5+	0	0	0	1-	4+	39-
PERCENT CHANGE	85	67.4-	63.2-	13.0+	0	50.0+	0	50.0-	0	50.0-	80.0+	59-
FOLLANSBEE PD	85	8,934	138	18	13.04	0	1	0	0	27	105	5
NUMERICAL CHANGE	84	9,008	152	14	9.21	0	1	0	0	40	104	7
PERCENT CHANGE	85	74-	14-	4+	3.83+	0	1-	0	0	13-	1+	2-
FOLLANSBEE PD	85	8.5-	9.2-	28.6+	41.6+	0	50.0+	0	0	32.5-	1.0+	28.6-
NUMERICAL CHANGE	84	14.10	55	0	.00	0	0	0	0	13	41	1
PERCENT CHANGE	85	3,930	57	0	.00	0	0	0	0	18	39	0
FOLLANSBEE PD	85	14.50	57	0	.00	0	0	0	0	5-	2+	1+
NUMERICAL CHANGE	84	.40-	2-	0	.00	0	0	0	0	27.8-	5.1+	1+
PERCENT CHANGE	85	2.8-	3.5-	0	.00	0	0	0	0	27.8-	5.1+	1+

IDENTIFIER	POPULATION	CRIME RATE	TOTAL OFFEN	TOTAL CLEARED	PERCENT CLEARED	MURDER	RAPE	ROBBERY	FEL ASLT	BREAK ENTER	LARCENY THEFT	M/V THEFT
WELLSBURG PD	3,814	18.09	69	14	20.28	0	0	1	0	10	54	4
	3,866	20.54	79	10	12.65	0	1	0	0	14	57	0
	32-	2.45-	10-	4+	7.63+	0	1-	1+	0	4-	3-	3-
	.8-	11.9-	12.7-	40.0+	60.3+		*	*	0	28.6-	5.3-	42.9-
BETHANY PD	1,222	11.45	14	4	28.57	0	0	0	0	4	10	0
	1,232	12.98	16	4	25.00	0	0	0	0	8	8	0
	10-	1.53-	2-	0	3.57+	0	0	0	0	4-	2+	0
	.8-	11.8-	12.3-	.0	14.3+				0	50.0-	25.0+	0
CABELL CTY	109,887	53.89	5923	1780	30.05	5	71	143	417	1413	3461	413
	110,767	59.30	6575	1945	29.58	6	36	165	532	1516	3850	470
	880-	5.41-	652-	165-	47+	1-	35+	22-	115-	103-	389-	57-
	.8-	9.1-	9.9-	8.5-	1.6+	16.7-	97.2+	13.3-	21.6-	6.8-	10.1-	12.1-
RURAL	41,664	22.22	922	240	26.03	0	11	12	51	252	520	76
	41,791	26.40	1104	252	22.82	4	9	8	85	337	584	77
	32-	4.18-	182-	12-	3.21+	4-	2+	4+	34-	85-	64-	1-
	.8-	15.8-	16.5-	4.8-	14.1+	*	22.2+	50.0+	40.0-	25.2-	11.0-	1.3-
SHERIFF	85	670	171	25.52	0	10	6	35	176	403	40	40
	84	855	177	20.70	3	9	5	69	263	463	43	43
	NUMERICAL CHANGE	183-	6-	4.82+	3-	1+	1+	34-	87-	60-	3-	3-
	PERCENT CHANGE	21.6-	3.4-	23.3+	*	11.1+	20.0+	49.3-	33.1-	13.0-	7.0-	7.0-
STATE POLICE	85	252	69	27.38	0	1	6	16	76	117	36	36
	84	249	75	30.12	1	0	3	16	74	121	34	34
	NUMERICAL CHANGE	3+	6-	2.74-	1-	1+	3+	0	2+	4-	2+	2+
	PERCENT CHANGE	1.2+	8.0-	9.1-	*	100.0+	0	0	2.7+	3.3-	5.9+	5.9+
MUNICIPAL	85	73.06	5001	1540	30.79	5	60	131	366	1161	2941	337
	84	79.27	5471	1693	30.94	2	27	157	447	1179	3266	393
	NUMERICAL CHANGE	6.21-	470-	153-	.15-	3+	33+	26-	81-	18-	325-	56-
	PERCENT CHANGE	7.8-	8.6-	9.0-	.5-	150.0+	122.2+	16.6-	18.1-	1.5-	10.0-	14.2-
BARBOURSVILLE PD	2,896	97.37	282	75	26.59	0	2	1	9	29	189	52
	2,920	110.61	323	82	25.38	0	0	3	14	40	229	37
	24-	13.24-	41-	7-	1.21+	0	2+	2-	5-	11-	40-	15+
	.8-	12.0-	12.7-	8.5-	4.8+		*	66.7-	35.7-	27.5-	17.5-	40.5+
HUNTINGTON PD	61,612	73.43	4511	1404	31.12	5	54	129	349	1128	2567	279
	61,922	78.76	4880	1529	31.33	2	27	154	430	1119	2800	348
	NUMERICAL CHANGE	5.33-	369-	125-	.21-	3+	27+	25-	81-	9+	233-	69-
	PERCENT CHANGE	6.8-	7.6-	8.5-	.7-	150.0+	100.0+	16.2-	18.8-	.8+	8.3-	19.8-
MILTON PD	85	19.58	63	18	41.86	0	0	1	7	4	29	2
	84	13.09	29	7	24.13	0	0	0	0	11	13	5
	NUMERICAL CHANGE	6.49+	14+	11+	17.73+	0	0	1+	7+	7-	16+	3-
	PERCENT CHANGE	49.6+	48.3+	157.1+	73.5+			*	63.6-	123.1+	60.0-	60.0-

IDENTIFIER	POPULATION	CRIME RATE	TOTAL OFFEN	PERCENT CLEARED	MURDER	RAPE	ROBBERY	FEL ASHLT	BREAK ENTER	LARCENY THEFT	M/V THEFT
MU SECURITY POLICE	1,919	85.98	165	43	0	4	0	1	0	156	4
NUMERICAL CHANGE	1,920	126.47	239	75	0	0	0	3	9	224	3
PERCENT CHANGE	.1-	38.49-	74-	32-	0	4+	0	2-	9-	68-	1+
	.1-	30.9-	31.0-	42.7-		*		66.7-	*	30.4-	33.3+
CALHOUN CITY	8,628	6.83	59	14	0	5	0	2	28	21	3
NUMERICAL CHANGE	8,428	11.03	93	39	2	7	0	4	55	22	3
PERCENT CHANGE	2.4+	4.20-	36-	25-	2-	2-	0	2-	27-	1-	0
	2.4+	38.1-	36.6-	64.1-	*	28.6-		50.0-	49.1-	4.5-	.0
RURAL	7,870	7.49	59	14	0	5	0	2	28	21	3
NUMERICAL CHANGE	7,664	12.13	93	39	2	7	0	4	55	22	3
PERCENT CHANGE	2.7+	4.64-	25-	18.21-	*	28.6-		50.0-	49.1-	4.5-	.0
	2.7+	38.3-	36.6-	64.1-							
SHERIFF	85	.00	0	.00	0	0	0	0	0	0	0
NUMERICAL CHANGE	84	.00	0	.00	0	0	0	0	0	0	0
PERCENT CHANGE		.00	0	.00	0	0	0	0	0	0	0
STATE POLICE	59	23.72	14	23.72	0	5	0	2	28	21	3
NUMERICAL CHANGE	93	41.93	39	41.93	2	7	0	4	55	22	3
PERCENT CHANGE	34-	18.21-	25-	18.21-	2-	2-	0	2-	27-	1-	0
	36.6-	43.4-	64.1-	43.4-	*	28.6-		50.0-	49.1-	4.5-	.0
MUNICIPAL	758	.00	0	.00	0	0	0	0	0	0	0
NUMERICAL CHANGE	764	.00	0	.00	0	0	0	0	0	0	0
PERCENT CHANGE	6-	.00	0	.00	0	0	0	0	0	0	0
	.8-										
GRANTSVILLE PD	758	.00	0	.00	0	0	0	0	0	0	0
NUMERICAL CHANGE	764	.00	0	.00	0	0	0	0	0	0	0
PERCENT CHANGE	6-	.00	0	.00	0	0	0	0	0	0	0
	.8-										
CLAY CITY	11,504	11.64	134	56	1	5	0	11	55	57	5
NUMERICAL CHANGE	11,372	12.83	146	74	0	3	0	21	63	43	13
PERCENT CHANGE	1.2+	1.19-	12-	18-	1+	2+	3-	10-	8-	16+	8-
	1.2+	9.3-	8.2-	24.3-	*	66.7+	*	47.6-	12.7-	32.6+	61.5-
RURAL	10,532	12.72	134	56	1	5	0	11	55	57	5
NUMERICAL CHANGE	10,392	14.06	146	74	1+	3	3	21	63	43	13
PERCENT CHANGE	1.3+	1.32-	12-	18-	1+	2+	3-	10-	8-	16+	8-
	1.3+	9.4-	8.2-	24.3-	*	66.7+	*	47.6-	12.7-	32.6+	61.5-
SHERIFF	85	.00	0	.00	0	0	0	0	0	0	0
NUMERICAL CHANGE	84	.00	0	.00	0	0	0	0	0	0	0
PERCENT CHANGE		.00	0	.00	0	0	0	0	0	0	0

IDENTIFIER	POPULATION	CRIME RATE	TOTAL OFFEN	TOTAL CLEARED	PERCENT CLEARED	MURDER	RAPE	ROBBERY	FEL ASLTL	BREAK ENTER	LARCENY THEFT	M/V THEFT
STATE POLICE 85	134	56	41.79	1	0	0	0	0	11	55	57	5
NUMERICAL CHANGE	146	74	50.68	0	0	0	0	0	21	63	43	13
PERCENT CHANGE	12-	18-	8.89-	1+	0	0	0	0	10-	8-	14+	8-
	8.2-	24.3-	17.5-	0	0	0	0	0	47.6-	12.7-	32.6+	61.5-
MUNICIPAL 85	972	0	.00	0	.00	0	0	0	0	0	0	0
NUMERICAL CHANGE	980	0	.00	0	.00	0	0	0	0	0	0	0
PERCENT CHANGE	.8-	0	.00	0	.00	0	0	0	0	0	0	0
CLAY PD 85	972	0	.00	0	.00	0	0	0	0	0	0	0
NUMERICAL CHANGE	980	0	.00	0	.00	0	0	0	0	0	0	0
PERCENT CHANGE	.8-	0	.00	0	.00	0	0	0	0	0	0	0
DODDRIDGE CTY TOTAL 85	7,636	64	20	31.25	0	2	0	5	38	15	4	4
NUMERICAL CHANGE	7,499	58	36	62.06	0	0	0	16	23	13	6	6
PERCENT CHANGE	1.8+	8.4+	10.3+	44.4-	49.6-	0	2+	11-	15+	12+	2-	2-
RURAL 85	6,583	9.11	17	28.33	0	2	0	5	36	13	4	4
NUMERICAL CHANGE	6,437	8.07	32	61.53	0	0	0	15	18	13	6	6
PERCENT CHANGE	2.3+	12.9+	15.4+	46.9-	54.0-	0	2+	10-	18+	0	2-	2-
SHERIFF 85	15	3	20.00	0	0	0	0	0	13	2	0	0
NUMERICAL CHANGE	10+	0	40.00-	0	0	0	0	0	10+	0	0	0
PERCENT CHANGE	200.0+	.0	66.7-	0	0	0	0	333.3+	.0	.0	0	0
STATE POLICE 85	45	14	31.11	0	0	0	0	5	23	11	4	4
NUMERICAL CHANGE	47	29	61.70	0	0	0	0	15	15	11	6	6
PERCENT CHANGE	4.3-	51.7-	49.6-	0	0	0	2+	10-	8+	0	2-	2-
MUNICIPAL 85	1,053	3.79	3	75.00	0	0	0	0	2	2	0	0
NUMERICAL CHANGE	1,062	5.64	4	66.66	0	0	0	1	5	2	0	0
PERCENT CHANGE	.8-	32.8-	33.3-	25.0-	12.5+	0	0	1-	3-	2+	0	0
WEST UNION PD 85	1,053	3.79	3	75.00	0	0	0	0	2	2	0	0
NUMERICAL CHANGE	1,062	5.64	4	66.66	0	0	0	1	5	2	0	0
PERCENT CHANGE	.8-	32.8-	33.3-	25.0-	12.5+	0	0	1-	3-	2+	0	0
FAYETTE CTY TOTAL 85	57,384	14.23	309	37.82	0	8	5	144	271	336	53	53
NUMERICAL CHANGE	58,072	15.37	387	43.33	6	6	12	167	235	409	58	58
PERCENT CHANGE	1.2-	7.4-	8.5-	20.2-	12.7-	0	33.3+	13.8-	15.3+	17.8-	8.6-	8.6-

JAN THRU DEC 85-84

WEST VIRGINIA U C R CRIME INDEX REPORT

PAGE 8

IDENTIFIER	POPULATION	CRIME RATE	TOTAL OFFEN	TOTAL CLEARED	PERCENT CLEARED	MURDER	RAPE	ROBBERY	FEL ASHLT	BREAK ENTER	LARCENY THEFT	M/V THEFT
RURAL	37,073	13.37	496	227	45.76	0	8	3	134	162	157	32
NUMERICAL CHANGE	37,539	12.88	484	255	52.68	3	6	8	160	153	114	40
PERCENT CHANGE	1.2-	3.8+	12+	28-	6.92-	3*	2+	5-	26-	5.9+	43+	8-
			11.0-	13.1-		33.3+	62.5-	16.3-			37.7+	20.0-
SHERIFF	301	157	52.15			0	4	2	127	86	74	8
NUMERICAL CHANGE	260	166	63.84			0	3	4	144	56	46	7
PERCENT CHANGE	15.8+	5.4-	11.69-			0	1+	2-	17-	30+	28+	1+
STATE POLICE	195	70	35.89			0	4	1	7	76	83	24
NUMERICAL CHANGE	224	89	39.73			3	3	4	16	97	68	33
PERCENT CHANGE	12.9-	21.3-	9.7-			3*	1+	3-	9-	21-	15+	9-
MUNICIPAL	20,311	15.80	321	82	25.54	0	0	2	10	109	179	21
NUMERICAL CHANGE	20,333	19.91	409	132	32.27	3	0	4	7	82	295	18
PERCENT CHANGE	1.1-	20.6-	21.5-	37.9-	20.9-	3*	0	2-	3+	27+	116-	3+
ANSTED PD	1,890	10.05	19	4	21.05	0	0	0	2	5	10	2
NUMERICAL CHANGE	1,906	9.04	2	1	50.00	0	0	0	2+	2	10+	2+
PERCENT CHANGE	.8-	866.3+	850.0+	300.0+	57.9-	0	0	0	150.0+	3+	10+	1*
FAYETTEVILLE PD	2,261	3.09	7	1	14.28	0	0	1	0	5	1	0
NUMERICAL CHANGE	2,280	2.63	6	4	66.66	0	0	2	0	2	1	1
PERCENT CHANGE	.8-	17.5+	16.7+	75.0-	78.6-	0	0	1-	0	3+	0	1-
MONTGOMERY PD	2,974	30.93	92	27	29.34	0	0	1	2	21	64	4
NUMERICAL CHANGE	2,999	58.35	175	77	44.00	1	0	2	1	11	156	4
PERCENT CHANGE	.8-	47.0-	47.9-	64.9-	33.3-	1*	0	1-	1+	10+	192-	0
MOUNT HOPE PD	1,876	43.17	81	20	24.69	0	0	0	3	37	37	4
NUMERICAL CHANGE	1,892	31.18	59	8	13.55	0	0	0	4	18	36	1
PERCENT CHANGE	.8-	38.5+	37.3+	150.0+	82.2+	0	0	0	1-	19+	1+	3+
OAK HILL PD	7,118	13.34	95	26	27.36	0	0	0	0	35	54	6
NUMERICAL CHANGE	7,177	20.89	150	38	25.33	2	0	0	0	42	95	11
PERCENT CHANGE	.8-	36.1-	36.7-	31.6-	8.0+	2*	0	0	0	7-	41-	15-
MEADOW BRIDGE PD	541	.00	0	0	.00	0	0	0	0	0	0	0
NUMERICAL CHANGE	546	.00	0	0	.00	0	0	0	0	0	0	0
PERCENT CHANGE	.9-					0	0	0	0	0	0	0
SMITHERS PD	1,385	12.27	17	2	11.76	0	0	0	3	3	6	5
NUMERICAL CHANGE	1,396	.00	0	0	.00	0	0	0	0	0	0	0
PERCENT CHANGE	.8-	12.27+	17+	2+	11.76+	0	0	0	3+	3+	6+	5+

JAN THRU DEC 85-84

PAGE 9
WEST VIRGINIA U C R CRIME INDEX REPORT

IDENTIFIER	POPULATION	CRIME RATE	TOTAL OFFEN	TOTAL CLEARED	PERCENT CLEARED	MURDER	RAPE	ROBBERY	FEL ASHLT	BREAK ENTER	LARCENY THEFT	M-V THEFT
PAX PD	240	.00	0	0	.00	0	0	0	0	0	0	0
NUMERICAL CHANGE	242	8.26	2-	0	.00	0	0	0	2-	0	0	0
PERCENT CHANGE	.8-	.0	+	0	.00	0	0	0	+	0	0	0
W VA TECH SECURITY	900	11.11	10	2	20.00	0	0	0	0	3	7	0
NUMERICAL CHANGE	960	11.45	11	1	9.09	0	0	0	0	6	5	0
PERCENT CHANGE	60-	3.34-	1-	1+	10.91+	0	0	0	0	3-	2+	0
GAULEY BRIDGE PD	1,126	.00	0	0	.00	0	0	0	0	0	0	0
NUMERICAL CHANGE	1,135	3.52	4	3	75.00	0	0	0	0	1	2	1
PERCENT CHANGE	.8-	.0	+	+	75.00-	0	0	0	0	1-	2-	1-
GILMER CTY	8,430	12.21	103	26	25.24	0	0	0	4	38	59	2
NUMERICAL CHANGE	8,658	10.27	89	26	29.21	0	0	1	2	39	44	3
PERCENT CHANGE	228-	1.94+	14+	0	3.97-	0	0	+	1-	1-	15+	1-
RURAL	5,477	6.75	37	4	10.81	0	0	0	1	22	13	1
NUMERICAL CHANGE	5,644	4.42	25	5	20.00	0	0	1	1	14	6	3
PERCENT CHANGE	167-	2.33+	12+	1-	9.19-	0	0	+	0	8+	7+	2-
SHERIFF	3.0-	52.7+	48.0+	20.0-	46.0-	0	0	+	0	57.1+	116.7+	66.7-
STATE POLICE	85	18	1	1	5.55	0	0	0	1	7	9	1
NUMERICAL CHANGE	84	11+	0	0	14.28	0	0	0	0	6	0	1
PERCENT CHANGE	157.1+	.0	.0	.0	8.73-	0	0	0	+	1+	9+	0
MUNICIPAL	2,953	22.34	66	22	33.33	0	0	0	3	15	46	1
NUMERICAL CHANGE	3,014	21.23	64	21	32.81	0	0	0	1	8	38	0
PERCENT CHANGE	2.0-	1.11+	2+	1+	1.52+	0	0	0	2+	7+	2-	2-
GLENVILLE PD	2,333	21.43	50	16	32.00	0	0	0	3	16	46	1
NUMERICAL CHANGE	2,352	16.58	39	17	43.58	0	0	0	1	8	30	0
PERCENT CHANGE	.8-	4.85+	11+	1-	11.58-	0	0	0	200.0+	0	8+	1+
GLENVILLE ST SECURITY	620	25.80	16	6	37.50	0	0	0	3	8	38	0
NUMERICAL CHANGE	662	37.76	25	4	16.00	0	0	0	0	17	8	0
PERCENT CHANGE	42-	11.96-	9-	2+	21.50+	0	0	0	0	9-	0	0
	6.3-	31.7-	36.0-	50.0+	134.4+	0	0	0	0	52.9-	.0	0

IDENTIFIER	POPULATION	CRIME RATE	TOTAL OFFEN	TOTAL CLEARED	PERCENT CLEARED	MURDER	RAPE	ROBBERY	FEL ASHLT	BREAK ENTER	LARCENY THEFT	M/V THEFT
GRANT CTY	10,513	4.67	47	12	25.53	0	4	1	3	12	21	6
	10,442	6.51	68	15	22.05	0	2	0	4	30	27	5
NUMERICAL CHANGE		2.04-	21-	3-	3.48+	0	2+	1+	1-	18-	6-	1+
PERCENT CHANGE		31.3-	30.9-	20.0-	15.8+	0	100.0+	100.0+	25.0-	60.0-	22.2-	20.0+
RURAL	7,909	4.17	33	10	30.30	0	4	1	2	8	13	5
	7,817	7.67	60	12	20.00	0	2	0	4	27	23	4
NUMERICAL CHANGE		3.50-	27-	2-	10.30+	0	2+	1+	2-	19-	10-	1+
PERCENT CHANGE		45.6-	45.0-	16.7-	51.5+	0	100.0+	100.0+	50.0-	70.4-	43.5-	25.0+
SHERIFF	85		11	4	36.36	0	2	0	1	0	5	3
	84		8	0	.00	0	0	0	0	4	4	0
NUMERICAL CHANGE			3+	4+	36.36+	0	2+	0	1+	4-	1+	3+
PERCENT CHANGE			37.5+	100.0+	100.0+	0	100.0+	100.0+	100.0+	100.0+	25.0+	100.0+
STATE POLICE	85		22	6	27.27	0	2	1	1	8	8	2
	84		52	12	23.07	0	2	0	4	23	19	4
NUMERICAL CHANGE			30-	6-	4.20+	0	0	1+	3-	15-	11-	2-
PERCENT CHANGE			57.7-	50.0-	18.2+	0	.0	100.0+	75.0-	65.2-	57.9-	50.0-
MUNICIPAL	2,604	5.37	14	2	14.28	0	0	0	1	4	8	1
	2,625	3.04	8	3	37.50	0	0	0	0	3	4	1
NUMERICAL CHANGE		2.33+	6+	1-	23.22-	0	0	0	1+	1+	4+	0
PERCENT CHANGE		76.6+	75.0+	33.3-	61.9-	0	0	0	100.0+	100.0+	100.0+	100.0+
PETERSBURG PD	2,075	6.26	13	2	15.38	0	0	0	0	4	8	1
	2,092	3.34	7	3	42.85	0	0	0	0	2	4	1
NUMERICAL CHANGE		2.92+	6+	1-	27.47-	0	0	0	0	2+	4+	0
PERCENT CHANGE		87.4+	85.7+	33.3-	64.1-	0	0	0	100.0+	100.0+	100.0+	100.0+
BAYARD PD	85	1.89	1	0	.00	0	0	0	1	0	0	0
	84	1.87	1	0	.00	0	0	0	0	1	0	0
NUMERICAL CHANGE		.02+	0	0	.00	0	0	0	1+	1-	0	0
PERCENT CHANGE		1.1+	.0	.0	.00	0	0	0	100.0+	100.0+	100.0+	100.0+
GREENBRIER CTY TOTAL	35,315	6.68	236	50	21.18	0	1	2	8	133	83	9
	35,663	5.43	194	58	29.89	1	0	1	11	111	58	12
NUMERICAL CHANGE		1.25+	42+	8-	8.71-	1-	1+	1+	3-	22+	25+	12
PERCENT CHANGE		23.0+	21.6+	13.8-	29.1-	100.0+	100.0+	100.0+	27.3-	19.8+	43.1+	25.0-
RURAL	23,190	8.20	190	37	19.47	0	1	2	3	111	66	7
	23,396	6.75	158	42	26.58	1	0	1	9	97	43	7
NUMERICAL CHANGE		1.45+	32+	5-	7.11-	1-	1+	1+	6-	14+	23+	0
PERCENT CHANGE		21.5+	20.3+	11.9-	26.7-	100.0+	100.0+	100.0+	66.7-	14.4+	53.5+	0
SHERIFF	85		84	1	1.19	0	0	1	0	73	10	0
	84		51	8	15.68	0	0	0	0	51	0	0
NUMERICAL CHANGE			33+	7-	14.49-	0	0	1+	0	22+	10+	0
PERCENT CHANGE			64.7+	87.5-	92.4-	0	0	100.0+	0	43.1+	100.0+	100.0+

IDENTIFIER	POPULATION	CRIME RATE	TOTAL OFFEN	TOTAL CLEARED	PERCENT CLEARED	MURDER	RAPE	ROBBERY	FEL ASHLT	BREAK ENTER	LARCENY THEFT	M/V THEFT
STATE POLICE 85	106	36	33.96	0	1	1	3	38	56	7		
NUMERICAL CHANGE 84	107	34	31.77	1	0	1	9	46	43	7		
PERCENT CHANGE	1-	2+	2.19+	1-	1+	0	6-	8-	13+	0		
	.9-	5.9+	6.9+					17.4-	30.2+	0		
MUNICIPAL 85	46	13	28.26	0	0	0	5	22	17	2		
NUMERICAL CHANGE 84	36	16	44.44	0	0	0	2	14	15	3		
PERCENT CHANGE	.85+	3-	16.18-	0	0	0	3+	8+	2+	3-		
	29.0+	27.8+	18.8-				150.0+	57.1+	13.3+	60.0-		
LEWISBURG PD 85	14	8	57.14	0	0	0	4	7	2	1		
NUMERICAL CHANGE 84	9	8	88.88	0	0	0	2	5	1	1		
PERCENT CHANGE	1.71+	5+	31.74-	0	0	0	2+	2+	1+	0		
	57.2+	55.6+	35.7-				100.0+	40.0+	100.0+	0		
RAINELLE PD 85	17	0	.00	0	0	0	0	5	12	0		
NUMERICAL CHANGE 84	16	1	6.25	0	0	0	0	3	11	2		
PERCENT CHANGE	.60+	1-	6.25-	0	0	0	0	2+	9.1+	2-		
	7.2+	6.3+						66.7+				
RONCEVERTE PD 85	5	2	40.00	0	0	0	1	3	0	1		
NUMERICAL CHANGE 84	3	2	66.66	0	0	0	0	2	0	1		
PERCENT CHANGE	.89+	2+	26.66-	0	0	0	1+	1+	0	0		
	67.9+	66.7+	40.0-					50.0+		0		
WHITE SULPHUR SPRINGS PD 85	10	3	30.00	0	0	0	0	7	3	0		
NUMERICAL CHANGE 84	7	4	57.14	0	0	0	0	4	3	0		
PERCENT CHANGE	.94+	1-	27.14-	0	0	0	0	3+	0	0		
	44.1+	42.9+	25.0-					75.0+		0		
QUINWOOD PD 85	0	0	.00	0	0	0	0	0	0	0		
NUMERICAL CHANGE 84	1	1	100.00	0	0	0	0	0	0	1		
PERCENT CHANGE	2.25-	1-	100.00-	0	0	0	0	0	0	1-		
	.0											
RUPERT PD 85	0	0	.00	0	0	0	0	0	0	0		
NUMERICAL CHANGE 84	0	0	.00	0	0	0	0	0	0	0		
PERCENT CHANGE	.11-	0	.00	0	0	0	0	0	0	0		
	.8-											
HAMPSHIRE CTY TOTAL	15,670	192	12.25	51	26.56	0	1	3	8	93	78	9
NUMERICAL CHANGE 84	15,392	297	19.29	89	29.96	0	1	2	12	160	112	10
PERCENT CHANGE	1.8+	1.8+	36.5-	42.7-	11.3-	0	0	1+	4-	67-	34-	10.0-
								50.0+	33.3-	41.9-	30.4-	10.0-
RURAL	13,650	186	13.62	48	25.80	0	1	3	8	91	75	8
NUMERICAL CHANGE 84	13,355	256	19.16	73	28.51	0	1	2	12	147	84	10
PERCENT CHANGE	2.2+	2.2+	5.54-	25-	2.71-	0	0	1+	4-	56-	9-	2-
								50.0+	33.3-	38.1-	10.7-	20.0-

IDENTIFIER	POPULATION	CRIME RATE	TOTAL OFFEN	TOTAL CLEARED	PERCENT CLEARED	MURDER	RAPE	ROBBERY	FEL ASHLT	BREAK ENTER	LARCENY THEFT	M/V THEFT
SHERIFF 85	62	14	22.58	0	0	0	0	0	5	24	32	1
NUMERICAL CHANGE 84	105	17	16.19	0	0	0	0	0	0	65	38	2
PERCENT CHANGE	43-	3-	6.39+	0	0	0	0	0	5+	41-	6-	1-
	41.0-	17.6-	39.5+						κ	63.1-	15.8-	50.0-
STATE POLICE 85	124	34	27.41	0	1	3	3	3	3	67	43	7
NUMERICAL CHANGE 84	151	56	37.08	0	1	2	12	12	13	82	46	8
PERCENT CHANGE	27-	22-	9.67-	0	0	1+	9-	9-	0	15-	3-	1-
	17.9-	39.3-	26.1-				75.0-	18.3-	0	18.3-	6.5-	12.5-
MUNICIPAL 85	2,020	6	50.00	0	0	0	0	0	0	2	3	1
NUMERICAL CHANGE 84	2,037	41	39.02	0	0	0	0	0	0	13	28	0
PERCENT CHANGE	17-	35-	10.98+	0	0	0	0	0	0	11-	25-	1+
	.8-	85.2-	81.3-				84.6-	89.3-	0	84.6-	89.3-	κ
ROMNEY PD 85	2,020	6	50.00	0	0	0	0	0	0	2	3	1
NUMERICAL CHANGE 84	2,037	41	39.02	0	0	0	0	0	0	13	28	0
PERCENT CHANGE	17-	35-	10.98+	0	0	0	0	0	0	11-	25-	1+
	.8-	85.2-	81.3-				84.6-	89.3-	0	84.6-	89.3-	κ
HANCOCK CTY TOTAL	43,310	9.73	13.50	1	8	10	15	15	15	131	208	49
NUMERICAL CHANGE 84	43,972	11.39	46	2	4	5	16	16	193	215	66	66
PERCENT CHANGE	1.5-	14.6-	47.1+	1-	4+	5+	1-	1-	62-	32.1-	3.3-	25.8-
	14.277	9.73	139	11	7	7	1	2	51	57	20	20
NUMERICAL CHANGE 84	14,697	12.85	189	18	3	3	0	10	73	74	27	27
PERCENT CHANGE	420-	3.12-	50-	1-	4+	1+	8-	8-	22-	17-	7-	7-
	2.9-	24.3-	26.5-	50.0-	133.3+	κ	80.0-	30.1-	30.1-	23.0-	25.9-	25.9-
SHERIFF 85	137	10	7.29	1	7	1	2	2	50	56	20	20
NUMERICAL CHANGE 84	184	17	9.23	2	3	0	9	9	72	71	27	27
PERCENT CHANGE	47-	7-	1.94-	1-	4+	1+	7-	7-	22-	15-	7-	7-
	25.5-	41.2-	21.0-	50.0-	133.3+	κ	77.8-	30.6-	21.1-	21.1-	25.9-	25.9-
STATE POLICE 85	2	1	50.00	0	0	0	0	0	0	1	1	0
NUMERICAL CHANGE 84	3	1	20.00	0	0	0	0	0	1	1	3	0
PERCENT CHANGE	3-	0	30.00+	0	0	0	0	0	1-	0	2-	0
	60.0-	.0	150.0+				κ	66.7-	.0	66.7-		
MUNICIPAL 85	29,033	9.74	283	46	16.25	1	9	13	13	80	151	29
NUMERICAL CHANGE 84	29,275	10.65	312	28	8.97	1	5	6	6	120	141	39
PERCENT CHANGE	242-	.91-	29-	0	7.28+	0	4+	7+	7+	40-	10+	10-
	.8-	8.5-	9.3-	64.3+	81.2+	.0	80.0+	116.7+	33.3-	7.1+	25.6-	25.6-
CHESTER PD 85	3,232	9.59	31	1	3.22	0	1	0	0	3	21	6
NUMERICAL CHANGE 84	3,259	11.65	38	4	10.52	0	0	0	0	16	20	2
PERCENT CHANGE	27-	2.06-	7-	3-	7.30-	0	1+	0	0	13-	1+	4+
	.8-	17.7-	18.4-	75.0-	69.4-		κ	81.3-	81.3-	5.0+	200.0+	200.0+

JAN THRU DEC 85-84

PAGE 13
WEST VIRGINIA U C R CRIME INDEX REPORT

IDENTIFIER	POPULATION	CRIME RATE	TOTAL OFFEN	TOTAL CLEARED	PERCENT CLEARED	MURDER	RAPE	ROBBERY	FEL ASHLT	BREAK ENTER	LARCENY THEFT	MV THEFT
WEIRTON PD	24,131	9.94	240	42	17.50	0	1	8	12	70	127	32
NUMERICAL CHANGE	84	11.13	271	22	8.11	0	1	5	5	102	121	37
PERCENT CHANGE	24,201-	1.19-	31-	20+	9.39+	0	0	3+	7+	32-	6+	15-
	.8-	10.7-	11.4-	90.9+	115.8+		.0	60.0+	140.0+	31.4-	5.0+	40.5-
NEW CUMBERLAND PD	1,670	7.18	12	3	25.00	0	0	0	1	7	3	1
NUMERICAL CHANGE	84	1.78	3	2	66.66	0	0	0	1	2	0	0
PERCENT CHANGE	14-	5.40+	9+	1+	41.66-	0	0	0	0	5+	3+	1+
	.8-	303.4+	300.0+	50.0+	62.5-				.0	250.0+	#	#
HARDY CTY	10,513	5.70	60	16	26.66	1	5	0	3	27	22	2
NUMERICAL CHANGE	84	9.44	96	24	25.00	0	2	0	3	53	34	4
PERCENT CHANGE	3,64+	3.74-	36-	1+	1.66+	1+	3+	0	0	26-	12-	2-
	3.6+	39.6-	37.5-	33.3-	6.6+	#	150.0+		.0	69.1-	35.3-	50.0-
RURAL	8,087	6.18	50	10	20.00	1	5	0	2	21	19	2
NUMERICAL CHANGE	84	10.61	82	21	25.60	0	2	0	3	42	31	4
PERCENT CHANGE	3,63+	4.43-	32-	11-	5.60-	1+	3+	0	1-	21-	12-	2-
	4.7+	41.8-	39.0-	52.4-	21.9-	#	150.0+		33.3-	50.0-	38.7-	50.0-
SHERIFF	13	15.38	2	2	15.38	0	0	0	0	8	5	0
NUMERICAL CHANGE	84	3.12	1	1	12.26+	0	0	0	0	19	12	1
PERCENT CHANGE	59.4-	100.0+	392.9+			0	0	0	0	11-	7-	1-
STATE POLICE	37	21.62	8	8	21.62	1	2	0	3	13	14	3
NUMERICAL CHANGE	84	40.00	20	20	40.00	0	2	0	3	23	19	3
PERCENT CHANGE	13-	18.38-	60.0-			1+	3+	0	1-	10-	9-	1-
	26.0-	60.0-	46.0-			#	150.0+		33.3-	43.5-	26.3-	33.3-
MUNICIPAL	2,426	4.12	10	6	60.00	0	0	0	1	6	3	0
NUMERICAL CHANGE	84	5.72	14	3	21.42	0	0	0	0	11	3	0
PERCENT CHANGE	20-	1.60-	3+	3+	38.58+	0	0	0	1+	15-	0	0
	.8-	28.0-	28.6-	100.0+	180.1+				#	45.5-	.0	
MOOREFIELD PD	2,192	3.64	8	4	50.00	0	0	0	1	5	2	0
NUMERICAL CHANGE	84	4.07	9	0	0.00	0	0	0	0	9	0	0
PERCENT CHANGE	18-	.43-	1-	4+	50.00+	0	0	0	1+	4-	2+	0
	.8-	10.6-	11.1-	#	#				#	44.4-	#	
WARDENSVILLE PD	234	8.54	2	2	100.00	0	0	0	0	1	1	0
NUMERICAL CHANGE	84	21.18	5	3	60.00	0	0	0	0	2	3	0
PERCENT CHANGE	2-	12.64-	3-	1-	40.00+	0	0	0	0	1-	2-	0
	.8-	59.7-	60.0-	33.3-	66.7+				0	50.0-	66.7-	
HARRISON CTY	77,158	21.77	1,680	549	32.67	1	8	22	72	414	1,036	127
NUMERICAL CHANGE	84	18.57	1,443	371	25.71	2	2	13	36	336	931	123
PERCENT CHANGE	7-	3.20+	237+	178+	6.96+	1-	6+	19+	36+	78+	105+	4+
	.7-	17.2+	16.4+	48.0+	27.1+	50.0-	300.0+	69.2+	100.0+	23.2+	11.3+	3.3+

IDENTIFIER	POPULATION	CRIME RATE	TOTAL OFFEN	TOTAL CLEARED	PERCENT CLEARED	MURDER	RAPE	ROBBERY	FEL ASHLT	BREAK ENTER	LARCENY THEFT	M/V THEFT
RURAL	35,962	11.92	429	62	14.45	1	8	5	15	155	188	57
NUMERICAL CHANGE	36,130	7.71	279	38	13.62	2	0	4	1	115	123	34
PERCENT CHANGE	.5-	4.21+	150+	24+	.83+	1-	8+	25.0+1400.0+	14+	40+	65+	23+
		54.6+	53.8+	63.2+	6.1+	50.0-	*		0+	34.8+	52.8+	67.6+
SHERIFF	85	266	27	10.15	0	1	5	4	88	133	35	
NUMERICAL CHANGE	84	104	1	.96	0	0	1	0	38	57	8	
PERCENT CHANGE		162+	26+	9.19+	0	1+	4+	4+	50+	76+	27+	
		155.8+2600.0+	957.3+			*	400.0+	*	131.6+	133.3+	337.5+	
STATE POLICE	85	163	35	21.47	1	7	0	11	67	55	22	
NUMERICAL CHANGE	84	175	37	21.14	2	0	3	1	77	66	26	
PERCENT CHANGE		12-	2-	.33+	1-	7+	3-	10+	10-	11-	4-	
		6.9-	5.4-	1.6+	50.0-	*	1000.0+	*	13.0-	16.7-	15.4-	
MUNICIPAL	41,196	30.36	1251	487	38.92	0	0	17	57	259	848	70
NUMERICAL CHANGE	41,540	28.01	1164	333	28.60	0	2	9	35	221	808	89
PERCENT CHANGE	.8-	2.35+	87+	154+	10.32+	0	2-	8+	22+	38+	40+	19-
		8.4+	7.5+	46.2+	36.1+	*	88.9+	62.9+	17.2+	5.0+	5.0+	21.3-
BRIDGEPORT PD	6,562	55.62	365	209	57.26	0	0	2	0	38	304	20
NUMERICAL CHANGE	6,617	44.73	296	148	50.00	0	0	2	0	30	254	10
PERCENT CHANGE	.8-	10.89+	69+	61+	7.26+	0	0	1+	0	8+	50+	10+
		24.3+	23.3+	41.2+	14.5+			50.0+		26.7+	19.7+	100.0+
CLARKSBURG PD	21,828	34.58	755	236	31.25	0	0	13	53	182	465	42
NUMERICAL CHANGE	22,010	33.48	737	162	21.98	0	2	7	30	151	482	65
PERCENT CHANGE	.8-	1.10+	18+	74+	9.27+	0	2-	6+	23+	31+	17-	23-
		3.3+	2.4+	45.7+	42.2+	*	85.7+	76.7+	20.5+	3.5-	3.5-	35.4-
SALEM PD	2,606	16.88	44	22	50.00	0	0	0	3	13	25	3
NUMERICAL CHANGE	2,628	17.12	45	12	26.66	0	0	0	5	10	22	8
PERCENT CHANGE	.8-	.24-	1-	10+	23.34+	0	0	0	2-	3+	3+	5-
		1.4-	2.2-	83.3+	87.5+			40.0-	30.0+	13.6+	13.6+	62.5-
SHINNISTON PD	3,000	.66	2	2	100.00	0	0	1	0	1	0	0
NUMERICAL CHANGE	3,025	.00	0	0	.00	0	0	0	0	0	0	0
PERCENT CHANGE	.8-	.66+	2+	2+	100.00+	0	0	1+	0	1+	0	0
		.0	*	*	*			*	*	*	*	*
STONEMOOD PD	2,000	12.01	25	0	.00	0	0	0	0	9	13	3
NUMERICAL CHANGE	2,097	14.78	31	0	.00	0	0	0	0	13	18	0
PERCENT CHANGE	.8-	2.77-	6-	0	.00	0	0	0	0	4-	5-	3+
		18.7-	19.4-					30.8-	30.8-	27.8-	27.8-	
ANMOORE PD	885	2.25	2	1	50.00	0	0	0	0	2	0	0
NUMERICAL CHANGE	892	3.36	3	1	.00	0	0	0	0	2	0	0
PERCENT CHANGE	.8-	1.11-	1-	1+	50.00+	0	0	0	0	.0	0	1-
		33.0-	33.3-	*	*							*
NUTTER FORT PD	2,038	26.98	55	15	27.27	0	0	0	1	13	39	2
NUMERICAL CHANGE	2,055	24.33	50	9	18.00	0	0	0	0	13	32	5
PERCENT CHANGE	.8-	2.65+	5+	6+	9.27+	0	0	0	1+	.0	7+	3-
		10.9+	10.0+	66.7+	51.5+				*	.0	21.9+	60.0-

IDENTIFIER	POPULATION	CRIME RATE	TOTAL OFFEN	TOTAL CLEARED	PERCENT CLEARED	MURDER	RAPE	ROBBERY	FEL ASSLT	BREAK ENTER	LARCENY THEFT	M/V THEFT
LUMBERPORT PD	988	3.06	3	2	66.66	0	0	0	0	1	2	0
	84	2.02	2	2	100.00	0	0	0	0	2	0	0
	8-	1.04+	1+	0	33.34-	0	0	0	0	1-	2+	0
	.8-	51.5+	50.0+	.0	33.3-					50.0-	4	0
LOST CREEK PD	667	.00	0	0	.00	0	0	0	0	0	0	0
	673	.00	0	0	.00	0	0	0	0	0	0	0
	6-	.00	0	0	.00	0	0	0	0	0	0	0
	.9-											
WEST MILFORD PD	550	.00	0	0	.00	0	0	0	0	0	0	0
	555	.00	0	0	.00	0	0	0	0	0	0	0
	5-	.00	0	0	.00	0	0	0	0	0	0	0
	.9-											
JACKSON CITY TOTAL	25,984	10.35	269	112	41.63	1	3	2	8	76	158	21
	26,313	10.67	281	92	32.74	0	2	0	14	57	171	37
	329-	.32-	12-	20+	8.89+	1+	2+	0	0	19+	13-	16-
	1.3-	3.0-	4.3-	21.7+	27.2+	4	50.0+	42.9+	33.3+	7.6-	43.2-	
RURAL	18,596	7.52	140	68	48.57	1	3	2	6	49	65	14
	18,863	5.67	107	36	33.64	0	0	0	13	39	37	18
	267-	1.85+	33+	32+	14.93+	1+	3+	2+	7-	10+	28+	4-
	1.4-	32.6+	30.8+	88.9+	44.4+	4	4	4	53.8-	25.6+	75.7+	22.2-
SHERIFF	85	80	24	30.00	0	3	1	6	6	29	31	10
	84	77	21	27.27	0	0	0	13	13	22	28	14
	3+	3+	3+	2.73+	0	3+	1+	17-	17-	7+	33+	4-
	3.9+	14.3+	10.0+					53.8-	31.8+	10.7+	28.6-	
STATE POLICE	60	44	73.33	1	0	1	0	1	0	20	34	4
	84	30	15	50.00	0	0	0	0	0	17	9	4
	30+	29+	23.33+	1+	1+	1+	0	0	0	3+	25+	0
	100.0+	193.3+	46.7+	4	4	4	4	17.6+	277.8+			
MUNICIPAL	7,388	17.66	129	44	34.10	0	0	0	2	27	93	7
	7,450	23.35	174	56	32.18	0	2	0	1	18	134	19
	62-	5.89-	45-	12-	1.92+	0	2-	0	1+	9+	41-	12-
	.8-	25.2-	25.9-	21.4-	6.0+	0	4	4	100.0+	50.0+	30.6-	63.2-
RAVENSWOOD PD	3,957	12.38	49	24	48.97	0	0	0	1	12	35	1
	3,990	21.55	86	44	51.16	0	0	0	1	6	74	5
	33-	9.17-	37-	20-	2.19-	0	0	0	0	6+	39-	4-
	.8-	42.6-	43.0-	45.5-	4.3-	0	0	0	.0	100.0+	52.7-	80.0-
RIPLEY PD	3,431	23.31	80	20	25.00	0	0	0	1	15	58	6
	3,460	25.43	88	12	13.63	0	2	0	0	12	60	14
	29-	2.12-	8-	8+	11.37+	0	2-	0	1+	3+	2-	8-
	.8-	8.3-	9.1-	66.7+	83.4+	0	4	4	25.0+	3.3-	57.1-	

IDENTIFIER

IDENTIFIER	POPULATION	CRIME RATE	TOTAL OFFEN	TOTAL CLEARED	PERCENT CLEARED	MURDER	RAPE	ROBBERY	FEL ASHLT	BREAK ENTER	LARCENY THEFT	M/V THEFT
JEFFERSON CTY TOTAL	31,934	29.08	929	300	32.29	1	1	16	59	319	481	52
	30,921	26.74	827	216	26.11	1	6	5	74	266	421	54
NUMERICAL CHANGE	1,013+	2.34+	102+	84+	6.18+	0	5-	11+	15-	53+	60+	2-
PERCENT CHANGE	3.3+	8.8+	12.3+	38.9+	23.7+	.0	83.3-	220.0+	20.3-	19.9+	14.3+	3.7-
RURAL	24,310	19.04	463	172	37.14	0	0	8	22	197	209	27
	23,234	16.22	377	134	35.54	1	5	2	24	154	161	30
NUMERICAL CHANGE	1,076+	2.82+	86+	38+	1.60+	1-	5-	6+	2-	43+	48+	3-
PERCENT CHANGE	4.6+	17.4+	22.8+	28.4+	4.3+	✕	300.0+	8.3-	27.9+	29.8+	10.0+	
SHERIFF	85	69	28.98	0	0	0	0	0	15	16	35	3
	84	52	28	0	0	0	0	0	18	8	25	1
NUMERICAL CHANGE	17+	17+	8-	0	0	0	0	0	3-	8+	10+	2+
PERCENT CHANGE	32.7+	32.6+	46.2-					16.7-	100.0+	40.0+	200.0+	
STATE POLICE	85	394	152	38.57	0	0	8	7	181	174	24	24
	84	325	106	32.61	1	5	2	6	146	136	29	29
NUMERICAL CHANGE	69+	69+	46+	5.96+	1-	5-	6+	1+	35+	38+	5-	5-
PERCENT CHANGE	21.2+	4.4+	56.1+	18.3+	✕	300.0+	16.7+	24.0+	27.9+	27.9+	17.2-	
MUNICIPAL	7,624	61.12	466	128	27.46	1	1	8	37	122	272	25
	7,687	58.53	450	82	18.22	0	1	3	50	112	260	24
NUMERICAL CHANGE	63-	2.59+	16+	46+	9.24+	1+	0	5	13-	10+	12+	1+
PERCENT CHANGE	.8-	4.4+	3.6+	56.1+	50.7+	.0	166.7+	26.0-	8.9+	4.6+	4.2+	
CHARLES TOWN PD	2,788	113.34	316	108	34.17	1	0	5	33	68	193	16
	2,811	110.27	310	62	20.00	0	1	2	46	88	163	10
NUMERICAL CHANGE	23-	3.07+	6+	46+	14.17+	1+	1-	3+	13-	20-	30+	6+
PERCENT CHANGE	.8-	2.8+	1.9+	74.2+	70.9+	✕	150.0+	28.3-	22.7-	18.4+	60.0+	
SHEPHERDSTOWN PD	1,955	9.20	18	2	11.11	0	0	0	3	11	3	1
	1,971	7.10	14	0	0.00	0	0	0	1	4	9	0
NUMERICAL CHANGE	16-	2.10+	4+	2+	11.11+	0	0	0	2+	7+	6-	1+
PERCENT CHANGE	.8-	29.6+	28.6+	✕	✕			200.0+	175.0+	66.7-	✕	
RANSON PD	2,529	37.56	95	9	9.47	0	0	1	0	27	59	8
	2,550	41.17	105	16	15.23	0	0	1	3	17	72	12
NUMERICAL CHANGE	21-	3.61-	10-	7-	5.76-	0	0	0	3-	10+	13-	4-
PERCENT CHANGE	.8-	8.8-	9.5-	43.8-	37.8-			.0	✕	58.8+	18.1-	33.3-
HARPERS FERRY PD	352	105.11	37	9	24.32	0	1	2	1	16	17	0
	355	59.15	21	4	19.04	0	0	0	0	3	16	2
NUMERICAL CHANGE	3-	45.96+	16+	5+	5.28+	0	1+	2+	1+	13+	1+	2-
PERCENT CHANGE	.8-	77.7+	76.2+	125.0+	27.7+	✕	✕	✕	✕	433.3+	6.3+	✕
KANAWHA CTY TOTAL	225,306	41.65	9402	2106	22.39	11	67	247	413	2083	5902	679
	230,240	44.22	10191	1906	18.70	17	62	245	362	2488	6326	701
NUMERICAL CHANGE	4,934-	2.57-	789-	200+	3.69+	4+	5+	8+	51+	405-	424-	22-
PERCENT CHANGE	2.1-	5.8-	7.7-	10.5+	19.7+	57.1+	8.1+	.8+	14.1+	16.3-	6.7-	3.1-

IDENTIFIER	POPULATION	CRIME RATE	TOTAL OFFEN	TOTAL CLEARED	PERCENT CLEARED	MURDER	RAPE	ROBBERY	FEL ASHLT	BREAK ENTER	LARCENY THEFT	M/V THEFT
RURAL	106,901	15.24	1631	523	32.06	5	30	29	112	502	753	200
NUMERICAL CHANGE	110,826	16.00	1774	421	23.73	2	23	29	88	623	813	196
PERCENT CHANGE	3,925-	4.8-	8.1-	102+	8.33+	3+	7+	0	24+	121-	60-	4+
				24.2+	35.1+	150.0+	30.4+	.0	27.3+	19.4-	7.4-	2.0+
SHERIFF	611	198	32.40	3	4	11	133	59	151	293	88	86
NUMERICAL CHANGE	588	134	22.78	1	3	12	40	19+	18-	22+	2-	2-
PERCENT CHANGE	23+	64+	9.62+	2+	1+	1-	47.5+	11.9-	7.5+	2.3-		
	3.9+	47.8+	42.2+	200.0+	33.3+	8.3-						
STATE POLICE	1020	325	31.86	2	26	18	369	53	472	520	108	114
NUMERICAL CHANGE	1186	287	24.19	1	20	17	48	5+	103-	82-	6+	6+
PERCENT CHANGE	166-	38+	7.67+	1+	6+	1+	10.4+	21.8-	15.8-	5.6+		
	14.0-	13.2+	31.7+	100.0+	30.0+	5.9+						
MUNICIPAL	118,405	65.58	7771	1583	20.37	6	37	218	301	1581	5149	479
NUMERICAL CHANGE	119,414	70.45	8417	1485	17.64	5	39	216	274	1865	5513	505
PERCENT CHANGE	1,009-	6.87-	646-	98+	2.73+	1+	2-	.9+	27+	284-	366-	26-
	.8-	6.9-	7.7-	6.6+	15.5+	20.0+	5.1-		9.9+	15.2-	6.6-	5.1-
BELLE PD	1,596	1.25	2	1	50.00	0	0	0	0	2	0	0
NUMERICAL CHANGE	1,609	.00	0	0	.00	0	0	0	0	0	0	0
PERCENT CHANGE	13-	1.25+	2+	1+	50.00+	0	0	0	0	2+	0	0
	.8-	.0	1+	1+	50.00+	0	0	0	0	1+	0	0
CHARLESTON PD	61,131	102.36	6261	1312	20.95	5	31	204	283	1344	4010	384
NUMERICAL CHANGE	61,639	112.82	6956	1154	16.58	3	34	202	252	1558	4503	404
PERCENT CHANGE	508-	10.46-	695-	158+	4.37+	2+	3-	1.0+	31+	214-	493-	20-
	.8-	9.3-	10.0-	13.7+	26.4+	66.7+	8.8-		12.3+	13.7-	10.9-	5.0-
DUNBAR PD	9,190	27.85	256	61	23.82	0	0	0	1	26	224	5
NUMERICAL CHANGE	9,266	33.99	315	127	40.31	0	1	2	7	30	261	14
PERCENT CHANGE	76-	6.14-	59-	66-	16.49-	0	1-	2-	6-	4-	37-	9-
	.8-	18.1-	16.7-	52.0-	40.9-	0	1+	1+	85.7-	13.3-	14.2-	64.3-
NITRO PD	7,813	23.80	186	16	8.60	1	1	1	0	43	128	12
NUMERICAL CHANGE	7,878	28.05	221	33	14.93	0	2	1	5	75	122	16
PERCENT CHANGE	65-	4.25-	35-	17-	6.33-	1+	1-	0	5-	32-	6+	4-
	.8-	15.2-	15.8-	51.5-	42.4-	0	50.0-	.0	1+	42.7-	4.9+	25.0-
ST ALBANS PD	12,074	43.39	524	70	13.35	0	2	6	2	88	402	24
NUMERICAL CHANGE	12,174	42.38	516	86	16.66	0	1	7	1	120	349	38
PERCENT CHANGE	100-	1.01+	8+	16-	3.31-	0	1+	1-	1+	32-	53+	14-
	.8-	2.4+	1.6+	18.6-	19.9-	0	100.0+	14.3-	100.0+	26.7-	15.2+	36.8-
SOUTH CHARLESTON PD	15,306	29.00	444	83	18.69	0	2	7	3	65	321	46
NUMERICAL CHANGE	15,433	19.69	304	53	17.43	2	0	2	2	53	216	29
PERCENT CHANGE	127-	9.31+	140+	50+	1.26+	2-	2+	5+	1+	12+	105+	17+
	.8-	47.3+	46.1+	56.6+	7.2+	0	250.0+	50.0+	22.6+	48.6+	58.6+	58.6+
CHESAPEAKE PD	2,310	.86	2	0	.00	0	0	0	0	1	1	0
NUMERICAL CHANGE	2,329	6.01	14	0	.00	0	0	0	1	4	9	0
PERCENT CHANGE	19-	5.15-	12-	0	.00	0	0	0	1-	3-	8-	0
	.8-	85.7-	85.7-	85.7-					1-	75.0-	88.9-	

IDENTIFIER	POPULATION	CRIME RATE	TOTAL OFFEN	TOTAL CLEARED	PERCENT CLEARED	MURDER	RAPE	ROBBERY	FEL ASHLT	BREAK ENTER	LARCENY THEFT	M/V THEFT
MARMET PD	2,156	13.91	30	3	10.00	0	0	0	0	3	21	6
	2,174	9.65	21	4	19.04	0	0	0	0	3	16	2
	18-	4.26+	9+	1-	9.04-	0	0	0	0	0	5+	4+
	.8-	44.1+	42.9+	25.0-	47.5-					.0	31.3+	200.0+
EAST BANK PD	1,157	.00	0	0	.00	0	0	0	0	0	0	0
	1,167	2.57	3	1	33.33	0	0	0	0	1	1	0
	10-	2.57-	3-	1-	33.33-	0	0	1-	0	1-	1-	0
	.9-	.0	0	0	.0	0	0	0	0	0	0	0
GLASGOW PD	1,022	.97	1	1	100.00	0	0	0	0	0	0	1
	1,030	.00	0	0	.00	0	0	0	0	0	0	0
	8-	.97+	1+	1+	100.00+	0	0	0	0	0	0	1+
	.8-	.0	0	0	.0	0	0	0	0	0	0	0
CLENDENIN PD	1,329	6.77	9	9	100.00	0	0	0	1	0	8	0
	1,340	6.71	9	8	88.88	0	0	1	4	0	3	1
	11-	.06+	0	1+	11.12+	0	0	1-	3-	0	5+	1-
	.8-	.9+	.0	12.5+	12.5+			0	75.0-	0	166.7+	0
CEDAR GROVE PD	1,422	2.10	3	2	66.66	0	0	0	2	0	1	0
	1,434	4.88	7	3	42.85	0	0	0	0	5	1	1
	12-	2.78-	4-	1-	23.81+	0	0	0	2+	5-	0	1-
	.8-	57.0-	57.1-	33.3-	55.6+				0	0	.0	0
PRATT PD	838	2.38	2	2	100.00	0	0	0	0	1	0	1
	845	1.18	1	1	100.00	0	0	0	0	1	0	0
	7-	1.20+	1+	1+	.00	0	0	0	0	0	0	1+
	.8-	101.7+	100.0+	100.0+	.0				0	.0	0	0
HANDLEY PD	611	6.54	4	4	100.00	0	0	0	0	1	3	0
	616	14.61	9	3	33.33	0	0	0	0	7	2	0
	5-	6.07-	5-	1+	66.67+	0	0	0	0	6-	1+	0
	.8-	55.2-	55.6-	33.3+	200.0+				0	85.7-	50.0+	0
W VA ST COLLEGE SECURITY	450	104.44	47	19	40.42	0	1	0	9	7	30	0
	480	85.41	41	12	29.26	0	1	0	2	8	30	0
	30-	19.03+	6+	7+	11.16+	0	0	0	7+	1-	0	0
	6.3-	22.3+	14.6+	58.3+	38.1+		.0		350.0+	12.5-	.0	
LEWIS CTY	18,645	7.34	137	42	30.65	3	1	5	8	39	68	13
	18,821	6.96	131	31	23.66	1	5	2	1	30	79	13
	176-	.38+	6+	11+	6.99+	2+	4-	3+	7+	9+	11-	0
	.9-	5.5+	4.6+	35.5+	29.5+	200.0+	80.0-	150.0+	700.0+	30.0+	13.9-	.0
RURAL	12,594	7.38	93	35	37.63	3	1	5	5	29	45	5
	12,720	7.31	93	23	24.73	3+	4	1	1	14	67	6
	126-	.07+	0	12+	12.90+	0	3-	4+	4+	15+	22-	1-
	1.0-	1.0+	.0	52.2+	52.2+	0	75.0-	400.0+	400.0+	107.1+	32.8-	16.7-

IDENTIFIER	POPULATION	CRIME RATE	TOTAL OFFEN	TOTAL CLEARED	PERCENT CLEARED	MURDER	RAPE	ROBBERY	FEL ASHLT	BREAK ENTER	LARCENY THEFT	M/V THEFT
SHERIFF			71	27	38.02	1	0	4	4	22	37	3
NUMERICAL CHANGE			63	10	15.87	0	0	1	1	6	52	3
PERCENT CHANGE			12.7+	17.0+	139.6+	0	0	300.0+	300.0+	16+	15-	0
STATE POLICE			22	8	36.36	2	1	1	1	7	8	3
NUMERICAL CHANGE			30	13	43.33	0	4	0	0	8	15	3
PERCENT CHANGE			26.7-	38.5-	6.97-	2+	3-	1+	1+	12.5-	46.7-	1-
MUNICIPAL	6,051	7.27	44	7	15.90	0	0	0	3	10	23	8
NUMERICAL CHANGE	6,101	6.22	38	8	21.05	1	1	1	0	16	12	7
PERCENT CHANGE	50-	1.05+	6+	1-	5.15-	1-	1-	1-	3+	6-	11+	1+
WESTON PD	6,051	7.27	44	7	15.90	0	0	0	3	10	23	8
NUMERICAL CHANGE	6,101	6.22	38	8	21.05	1	1	1	0	16	12	7
PERCENT CHANGE	50-	1.05+	6+	1-	5.15-	1-	1-	1-	3+	6-	11+	1+
RURAL	22,478	9.25	208	144	69.23	1	9	3	29	71	49	46
NUMERICAL CHANGE	22,734	10.73	244	92	37.70	1	5	4	22	129	39	44
PERCENT CHANGE	256-	1.48-	36-	52+	31.53+	0	4+	1-	7+	58-	10+	2+
SHERIFF	1.1-	13.8-	14.8-	56.5+	83.6+	0	80.0+	25.0-	31.8+	46.6-	19.5+	4.5+
NUMERICAL CHANGE	22,478	9.25	208	144	69.23	1	9	3	29	71	49	46
PERCENT CHANGE	22,734	10.73	244	92	37.70	1	5	4	22	129	39	44
STATE POLICE	1.1-	13.8-	14.8-	56.5+	83.6+	0	80.0+	25.0-	31.8+	46.6-	19.5+	4.5+
NUMERICAL CHANGE	1,225	4.85	6-	0	0.00	0	0	0	0	0	0	0
PERCENT CHANGE	1,235	4.85-	6-	0	0.00	0	0	0	0	4-	2-	0
MUNICIPAL	1,225	4.85	6-	0	0.00	0	0	0	0	4-	2-	0
NUMERICAL CHANGE	1,235	4.85-	6-	0	0.00	0	0	0	0	4-	2-	0
PERCENT CHANGE	10-	4.85-	6-	0	0.00	0	0	0	0	4-	2-	0
HAMLIN PD	1,225	4.85	6-	0	0.00	0	0	0	0	4-	2-	0
NUMERICAL CHANGE	1,235	4.85-	6-	0	0.00	0	0	0	0	4-	2-	0
PERCENT CHANGE	10-	4.85-	6-	0	0.00	0	0	0	0	4-	2-	0

IDENTIFIER	POPULATION	CRIME RATE	TOTAL OFFEN	TOTAL CLEARED	PERCENT CLEARED	MURDER	RAPE	ROBBERY	FEL ASLT	BREAK ENTER	LARCENY THEFT	M/V THEFT
LOGAN CITY	50,579	19.41	982	160	16.29	3	4	10	13	365	385	202
	50,729	20.10	1020	142	13.92	3	4	22	19	327	457	188
	150-	3.6-	37-	18+	2.37+	0	0	12-	6-	38+	72-	14+
	150-	3.6-	37-	12.7+	17.0+	0	0	54.5-	31.6-	11.6+	15.8-	7.4+
	85	19.13	866	130	15.01	3	4	10	11	334	317	187
	84	18.85	855	115	13.45	3	4	19	15	290	356	168
	105-	.28+	11+	15+	1.56+	0	0	9-	4-	44+	39-	19+
	1.2-	1.5+	1.3+	13.0+	11.6+	.0	.0	47.4-	26.7-	15.2+	11.0-	11.3+
RURAL	85	242	40	16.52	1	0	7	2	115	82	35	35
	84	106	11	10.37	1	1	4	5	37	39	19	19
	136+	29+	6.15+	6.15+	0	1-	3+	3-	78+	43+	16+	16+
	128.3+	263.6+	59.3+	59.3+	.0	0	75.0+	60.0-	210.8+	110.3+	84.2+	84.2+
SHERIFF	85	624	90	14.42	2	4	3	9	219	235	152	152
	84	749	104	13.88	2	3	15	10	253	317	149	149
	125-	14-	34+	34+	0	1+	12-	1-	34-	82-	3+	3+
	16.7-	13.5-	3.9+	3.9+	.0	33.3+	80.0-	10.0-	13.4-	25.9-	2.0+	2.0+
STATE POLICE	85	21.69	116	30	25.86	0	0	0	2	31	68	15
	84	30.59	165	27	16.36	0	0	3	4	37	101	20
	45-	8.90-	49-	3+	9.50+	0	0	3-	2-	6-	33-	5-
	.8-	29.1-	29.7-	11.1+	58.1+	0	0	0	50.0-	16.2-	32.7-	25.0-
MUNICIPAL	85	28.38	61	21	25.92	0	0	0	2	18	57	4
	84	33.00	95	11	11.57	0	0	2	1	17	68	7
	24-	4.62-	14-	18+	14.35+	0	0	2-	1+	1+	11-	3-
	.8-	14.0-	14.7-	90.9+	124.0+	0	0	0	100.0+	5.9+	16.2-	42.9-
LOGAN PD	85	12.73	17	0	.00	0	0	0	0	6	7	4
	84	29.71	40	5	12.50	0	0	1	2	14	18	5
	11-	16.98-	23-	5-	12.50-	0	0	1-	2-	8-	11-	1-
	.8-	57.2-	57.5-	0	0	0	0	0	57.1-	61.1-	20.0-	20.0-
MAN PD	85	15.54	18	9	50.00	0	0	0	0	7	4	7
	84	25.68	30	11	36.66	0	0	0	1	6	15	8
	10-	10.14-	12-	2-	13.34+	0	0	0	1-	1+	11-	1-
	.9-	39.5-	40.0-	18.2-	36.4+	0	0	0	0	16.7+	73.3-	12.5-
CHAPMANVILLE PD	85	2.50	118	50	42.37	3	1	3	11	58	32	10
	84	3.20	159	70	44.02	6	6	5	18	79	33	12
	48,608	3.78-	41-	20-	1.65-	3-	5-	2-	7-	21-	1-	2-
	1,399-	23.8-	25.8-	28.6-	3.7-	50.0-	83.3-	40.0-	38.9-	26.6-	3.0-	16.7-
	2.9-	23.8-	25.8-	28.6-	3.7-	50.0-	83.3-	40.0-	38.9-	26.6-	3.0-	16.7-
MCDOWELL CTY	85	47,009	118	50	42.37	3	1	3	11	58	32	10
	84	48,608	159	70	44.02	6	6	5	18	79	33	12
	1,399-	23.8-	25.8-	28.6-	3.7-	50.0-	83.3-	40.0-	38.9-	26.6-	3.0-	16.7-
	2.9-	23.8-	25.8-	28.6-	3.7-	50.0-	83.3-	40.0-	38.9-	26.6-	3.0-	16.7-
RURAL	85	2.72	91	37	40.65	3	1	2	6	46	26	9
	84	3.34	116	52	44.82	6	5	1	12	61	20	11
	1,285-	.62-	25-	15-	4.17-	3-	4-	1+	6-	13-	4+	2-
	3.7-	18.6-	21.6-	28.8-	9.3-	50.0-	80.0-	100.0+	50.0-	24.6-	20.0+	18.2-

IDENTIFIER	POPULATION	CRIME RATE	TOTAL OFFEN	TOTAL CLEARED	PERCENT CLEARED	MURDER	RAPE	ROBBERY	FEL ASHLT	BREAK ENTER	LARCENY THEFT	M/V THEFT
SHERIFF			0	0	.00	0	0	0	0	0	0	0
NUMERICAL CHANGE			0	0	.00	0	0	0	0	0	0	0
PERCENT CHANGE			0	0	.00	0	0	0	0	0	0	0
STATE POLICE			91	37	40.65	3	1	2	6	46	24	9
NUMERICAL CHANGE			116	52	44.82	6	5	1	12	61	20	11
PERCENT CHANGE			25-	15-	4.17-	3-	4-	1+	6-	15-	4+	2-
			21.6-	28.8-	9.3-	50.0-	80.0-	100.0+	50.0-	24.6-	20.0+	18.2-
MUNICIPAL			27	13	48.14	0	0	1	5	12	8	1
NUMERICAL CHANGE			43	18	41.86	0	1	4	6	18	13	1
PERCENT CHANGE			16-	5-	6.28+	0	1-	3-	1-	6-	5-	0
			37.2-	27.8-	15.0+	0	75.0-	16.7-	33.3-	38.5-	38.5-	.0
KEYSTONE PD			0	0	.00	0	0	0	0	0	0	0
NUMERICAL CHANGE			1	0	.00	0	0	0	0	1	0	0
PERCENT CHANGE			1-	0	.00	0	0	0	0	1-	0	0
			.0	0	.00	0	0	0	0	0	0	0
WAR PD			0	0	.00	0	0	0	0	0	0	0
NUMERICAL CHANGE			0	0	.00	0	0	0	0	0	0	0
PERCENT CHANGE			0	0	.00	0	0	0	0	0	0	0
			18-	0	.00	0	0	0	0	0	0	0
WELCH PD			4	4	100.00	0	0	1	0	0	3	0
NUMERICAL CHANGE			17	9	52.94	0	1	2	0	11	3	0
PERCENT CHANGE			13-	5-	47.06+	0	1-	1-	0	11-	0	0
			76.4-	55.6-	88.9+	0	4	50.0-	0	0	0	0
ANAWALT PD			0	0	.00	0	0	0	0	0	0	0
NUMERICAL CHANGE			0	0	.00	0	0	0	0	0	0	0
PERCENT CHANGE			0	0	.00	0	0	0	0	0	0	0
			5-	0	.00	0	0	0	0	0	0	0
GARY PD			0	0	.00	0	0	0	0	0	0	0
NUMERICAL CHANGE			15	3	20.00	0	0	0	0	0	0	0
PERCENT CHANGE			15-	3-	20.00-	0	0	0	0	0	0	0
			.0	0	.00	0	0	0	0	0	0	0
NORTH FORK PD			1	1	100.00	0	0	0	0	1	0	0
NUMERICAL CHANGE			4	2	50.00	0	0	2	0	1	2	0
PERCENT CHANGE			3-	1-	50.00+	0	0	2-	0	1+	2-	0
			75.0-	50.0-	100.0+	0	0	0	0	0	0	0
DAVY PD			1	1	100.00	0	0	0	1	0	0	0
NUMERICAL CHANGE			0	0	.00	0	0	0	0	0	0	0
PERCENT CHANGE			1+	1+	100.00+	0	0	0	1+	0	0	0
			.0	0	.00	0	0	0	0	0	0	0
KIMBALL PD			18	6	33.33	0	0	0	4	9	4	1
NUMERICAL CHANGE			14+	4	100.00	0	0	0	4	0	0	0
PERCENT CHANGE			14+	2+	66.67-	0	0	0	0	9+	4+	1-
			354.3+	350.0+	66.7-	0	0	0	0	0	0	0

IDENTIFIER	POPULATION	CRIME RATE	TOTAL OFFEN	TOTAL CLEARED	PERCENT CLEARED	MURDER	RAPE	ROBBERY	FEL ASHLT	BREAK ENTER	LARCENY THEFT	M/V THEFT
LEAGER PD	774	3.87	3	1	33.33	0	0	0	0	2	1	0
NUMERICAL CHANGE	780	2.56	2	0	.00	0	0	0	0	2	0	0
PERCENT CHANGE	6-	1.31+	1+	1+	33.33+	0	0	0	0	.0	1+	0
	.8-	51.2+	50.0+	*	*						*	
BRADSHAW PD	726	.00	0	0	.00	0	0	0	0	0	0	0
NUMERICAL CHANGE	732	.00	0	0	.00	0	0	0	0	0	0	0
PERCENT CHANGE	6-	.00	0	0	.00	0	0	0	0	0	0	0
	.8-											
MARION CITY	65,266	19.97	1284	252	19.62	3	14	25	43	341	773	85
NUMERICAL CHANGE	65,271	23.80	1554	352	22.65	2	11	17	53	392	976	103
PERCENT CHANGE	1,005-	3.83-	270-	100-	3.03-	1+	3+	8+	10-	51-	20.8-	18-
	1.5-	16.1-	17.4-	28.4-	13.4-	50.0+	27.3+	47.1+	18.9-	13.0-	20.8-	17.5-
RURAL	33,177	12.14	403	126	31.26	0	5	5	16	120	212	45
NUMERICAL CHANGE	33,924	13.66	463	208	44.92	1	5	4	16	161	224	52
PERCENT CHANGE	2.2-	11.0-	13.0-	39.4-	30.4-	*	.0	25.0+	.0	25.5-	5.4-	13.5-
SHERIFF	85	256	69	26.95	0	4	3	13	13	78	143	15
NUMERICAL CHANGE	84	292	150	51.36	1	2	4	13	13	115	140	17
PERCENT CHANGE	85	36-	81-	24.41-	1-	2+	1-	0	0	37-	3+	2-
	12.3-	54.0-	47.5-		*	100.0+	25.0-			32.2-	2.1+	11.8-
STATE POLICE	85	147	57	38.77	0	0	2	3	3	42	69	30
NUMERICAL CHANGE	84	171	58	33.91	0	3	0	3	3	46	84	35
PERCENT CHANGE	85	24-	1-	4.86+	0	2-	2+	0	0	4-	15-	5-
	14.0-	1.7-	14.3+			66.7-				8.7-	17.9-	14.3-
MUNICIPAL	85	31,089	661	126	14.30	3	9	20	27	221	561	40
NUMERICAL CHANGE	84	31,347	1091	144	13.19	1	6	13	37	231	732	51
PERCENT CHANGE	85	258-	210-	18-	1.11+	2+	3+	7+	10-	10-	191-	11-
	.8-	18.6-	19.2-	12.5-	8.4+	200.0+	50.0+	53.8+	27.0-	4.3-	25.4-	21.6-
FAIRMONT PD	85	23,133	855	123	14.38	2	9	20	27	212	550	35
NUMERICAL CHANGE	84	23,325	1070	138	12.89	0	6	10	37	222	746	49
PERCENT CHANGE	85	192-	215-	15-	1.49+	2+	3+	10+	10-	10-	196-	14-
	.8-	19.4-	20.1-	10.9-	11.6+	*	50.0+	100.0+	27.0-	4.5-	26.3-	28.6-
MANNINGTON PD	85	2,997	20	2	10.00	1	0	0	0	7	9	3
NUMERICAL CHANGE	84	3,022	12	2	16.66	1	0	2	0	6	2	1
PERCENT CHANGE	85	23-	8+	0	6.66-	0	0	2-	0	1+	7+	2+
	.8-	68.0+	66.7+	.0	40.0-	.0				16.7+	350.0+	200.0+
RIVESVILLE PD	85	1,327	0	0	.00	0	0	0	0	0	0	0
NUMERICAL CHANGE	84	1,338	0	0	.00	0	0	0	0	0	0	0
PERCENT CHANGE	85	11-	0	0	.00	0	0	0	0	0	0	0
	.8-											

IDENTIFIER	POPULATION	CRIME RATE	TOTAL OFFEN	TOTAL CLEARED	PERCENT CLEARED	MURDER	RAPE	ROBBERY	FEL ASSLT	BREAK ENTER	LARCENY THEFT	M/V THEFT
MONONGAH PD	1,124	2.66	3	0	.00	0	0	0	0	1	1	1
	1,133	1.76	2	2	100.00	0	0	0	0	1	0	1
		.90+	1+	2-	100.00-	0	0	0	0	0	1+	0
		51.1+	50.0+	%	%	%	%	%	%	.0	%	.0
FAIRVIEW PD	725	1.37	1	1	100.00	0	0	0	0	0	0	1
	731	1.36	1	1	100.00	0	0	0	0	1	0	0
		.01+	0	0	.00	0	0	0	0	1-	0	1+
		.7+	.0	.0	.0	%	%	%	%	%	%	%
FARMINGTON PD	531	.00	0	0	.00	0	0	0	0	0	0	0
	535	1.86	1	1	100.00	0	0	0	0	1	0	0
		1.86-	1-	1-	100.00-	0	0	0	0	1-	0	0
		.0	%	%	%	%	%	%	%	%	%	%
GRANT TOWN PD	928	2.15	2	0	.00	0	0	0	0	1	1	0
	936	4.27	4	0	.00	0	0	0	0	0	4	0
		2.12-	2-	0	.00	0	0	0	0	1+	3-	0
		49.6-	50.0-	%	%	%	%	%	%	%	75.0-	%
WORTHINGTON PD	324	.00	0	0	.00	0	0	0	0	0	0	0
	327	3.05	1	0	.00	0	0	0	0	0	0	0
		3.05-	1-	0	.00	0	0	0	0	0	0	0
		.0	%	%	%	%	%	%	%	%	%	%
MARSHALL CITY TOTAL	40,563	17.45	708	142	20.05	2	1	7	15	197	442	44
	40,877	20.93	856	206	24.06	2	6	1	13	233	540	61
		3.48-	148-	64-	4.01-	0	5-	6+	2+	36-	98-	17-
		16.6-	17.3-	31.1-	16.7-	.0	83.3-	600.0+	15.4+	15.5-	18.1-	27.9-
		.8-	%	%	%	%	%	%	%	%	%	%
RURAL	20,944	5.96	125	30	24.00	2	1	1	10	59	41	11
	21,095	6.20	131	49	37.40	2	6	0	8	53	51	11
		.24-	6-	19-	13.40-	0	5-	1+	2+	6+	10-	0
		3.9-	4.6-	38.8-	35.8-	.0	83.3-	%	25.0+	11.3+	19.6-	.0
SHERIFF	85	77	10	12.98	1	1	0	0	3	38	30	6
	84	62	14	22.58	0	0	0	0	0	30	24	8
		15+	4-	9.60-	1+	1+	0	0	3+	8+	6+	4-
		24.2+	28.6-	42.5-	%	%	%	%	%	26.7+	25.0+	50.0-
STATE POLICE	85	48	20	41.66	1	0	1	0	7	21	11	7
	84	69	35	50.72	2	6	0	0	8	23	27	3
		21-	15-	9.06-	1-	6-	1+	1+	1-	2-	16-	4+
		30.4-	42.9-	17.9-	50.0-	%	%	%	12.5-	8.7-	59.3-	133.3+
MUNICIPAL	85	19,619	583	112	19.21	0	0	6	5	138	401	33
	84	19,782	725	157	21.65	0	0	1	5	180	489	50
		163-	142-	45-	2.44-	0	0	5+	0	42-	88-	17-
		18.9-	19.6-	28.7-	11.3-	.0	500.0+	.0	23.3-	18.0-	34.0-	.0

IDENTIFIER	POPULATION	CRIME RATE	TOTAL OFFEN	TOTAL CLEARED	PERCENT CLEARED	MURDER	RAPE	ROBBERY	FEL ASHLT	BREAK ENTER	LARCENY THEFT	M/V THEFT
BENMOOD PD	1,897	63.78	121	54	44.62	0	0	2	3	19	95	2
	1,913	55.93	107	51	47.66	0	0	0	1	18	84	4
NUMERICAL CHANGE	16-	7.85+	14+	3+	3.04-	0	0	2+	2+	1+	11+	2-
PERCENT CHANGE	.8-	14.0+	13.1+	5.9+	6.4-			200.0+	200.0+	5.6+	13.1+	50.0-
CAMERON PD	1,396	5.73	8	3	37.50	0	0	0	1	2	5	0
	1,408	4.97	7	2	28.57	0	0	0	2	1	4	0
NUMERICAL CHANGE	12-	.76+	1+	1+	8.93+	0	0	0	1-	1+	1+	0
PERCENT CHANGE	.9-	15.3+	14.3+	50.0+	31.3+			50.0-	50.0-	100.0+	25.0+	
GLEN DALE PD	1,861	16.12	30	0	.00	0	0	0	0	5	22	3
	1,876	26.65	50	43	86.00	0	0	0	0	3	46	1
NUMERICAL CHANGE	15-	10.53-	20-	43-	86.00-	0	0	0	0	2+	24-	2+
PERCENT CHANGE	.8-	39.5-	40.0-	20.0-					66.7+	66.7+	52.2-	200.0+
MCMECHEN PD	2,293	3.92	9	4	44.44	0	0	0	0	3	13	1
	2,312	7.78	18	1	5.55	0	0	0	0	4	13	1
NUMERICAL CHANGE	19-	3.86-	9-	3+	38.89+	0	0	0	0	1-	8-	0
PERCENT CHANGE	.8-	49.6-	50.0-	300.0+	700.7+				25.0-	25.0-	61.5-	.0
MOUNDSVILLE PD	12,172	34.09	415	51	12.28	0	0	4	1	109	274	27
	12,273	44.23	543	60	11.04	0	0	1	2	154	342	44
NUMERICAL CHANGE	101-	10.14-	128-	9-	1.24+	0	0	3+	1-	45-	68-	17-
PERCENT CHANGE	.8-	22.9-	23.6-	15.0-	11.2+			300.0+	50.0-	29.2-	19.9-	38.6-
MASON CTY	26,381	20.73	547	136	24.86	1	0	3	42	156	313	32
	26,983	19.49	526	159	30.22	2	1	2	56	113	319	33
NUMERICAL CHANGE	602-	1.24+	21+	23-	5.36-	1-	1-	1+	14-	43+	6-	1-
PERCENT CHANGE	2.2-	6.4+	4.0+	14.5-	17.7-	50.0-	20.0-	50.0+	25.0-	38.1+	1.9-	3.0-
RURAL	16,544	18.55	307	93	30.29	1	0	0	42	87	153	24
	17,063	18.63	318	116	36.47	1	0	2	53	61	173	28
NUMERICAL CHANGE	519-	.08-	11-	23-	6.18-	.0	0	2-	11-	26+	20-	4-
PERCENT CHANGE	3.0-	.4-	3.5-	19.8-	16.9-			20.8-	20.8-	42.6+	11.6-	14.3-
SHERIFF	85	238	80	33.61	0	0	0	0	36	44	138	20
	84	252	85	33.73	0	0	0	0	48	37	143	24
NUMERICAL CHANGE	14-	14-	5-	.12-	.0	0	0	0	12-	7+	5-	4-
PERCENT CHANGE	5.6-	5.6-	5.9-	.4-				25.0-	25.0-	18.9+	3.5-	16.7-
STATE POLICE	85	69	13	18.84	1	0	0	0	6	43	15	4
	84	66	31	46.96	1	0	2	5	5	24	30	4
NUMERICAL CHANGE	3+	3+	18-	28.12-	.0	0	2-	2-	1+	19+	15-	0
PERCENT CHANGE	4.5+	4.5+	58.1-	59.9-			20.0+	20.0+	79.2+	79.2+	50.0-	.0
MUNICIPAL	9,837	24.39	240	43	17.91	0	0	3	0	69	160	8
	9,920	20.96	208	43	20.67	1	1	0	3	52	146	5
NUMERICAL CHANGE	83-	3.43+	32+	0	2.76-	1-	1-	3+	3-	17+	14+	3+
PERCENT CHANGE	.8-	16.4+	15.4+	.0	13.4-			20.0+	20.0+	32.7+	9.6+	60.0+

IDENTIFIER	POPULATION	CRIME RATE	TOTAL OFFEN	PERCENT CLEARED	MURDER	RAPE	ROBBERY	FEL ASHLT	BREAK ENTER	LARCENY THEFT	M/V THEFT
POINT PLEASANT PD.	5,498	35.10	193	28	14.50	0	0	0	47	141	2
NUMERICAL CHANGE	5,544	27.59	153	33	21.56	1	1	3	34	112	2
PERCENT CHANGE	46-	7.51+	40+	5-	7.06-	1-	3+	3-	13+	29+	0
	.8-	27.2+	26.1+	15.2-	32.7-	1*	1*	1*	38.2+	25.9+	.0
NEW HAVEN PD	1,658	13.26	22	11	50.00	0	0	0	11	8	3
NUMERICAL CHANGE	1,672	4.78	8	.00		0	0	0	6	2	3+
PERCENT CHANGE	14-	8.48+	14+	50.00+		0	0	0	5+	6+	3+
	.8-	177.4+	175.0+						83.3+	300.0+	1*
MASON PD	1,390	7.91	11	1	9.09	0	0	0	3	6	2
NUMERICAL CHANGE	1,402	25.67	36	8	22.22	0	0	0	7	26	3
PERCENT CHANGE	12-	17.76-	25-	7-	13.13-	0	0	0	4-	20-	1-
	.9-	69.2-	69.4-	87.5-	59.1-				57.1-	76.9-	33.3-
HENDERSON PD	569	24.60	14	3	21.42	0	0	0	8	5	1
NUMERICAL CHANGE	574	19.16	11	2	18.18	0	0	0	5	6	0
PERCENT CHANGE	5-	5.44+	3+	1+	3.24+	0	0	0	3+	1-	1+
	.9-	28.4+	27.3+	50.0+	17.8+				60.0+	16.7-	1*
HARTFORD PD	515	.00	0	0	.00	0	0	0	0	0	0
NUMERICAL CHANGE	519	.00	0	0	.00	0	0	0	0	0	0
PERCENT CHANGE	4-	.00	0	0	.00	0	0	0	0	0	0
	.8-										
LEON PD	207	.00	0	0	.00	0	0	0	0	0	0
NUMERICAL CHANGE	209	.00	0	0	.00	0	0	0	0	0	0
PERCENT CHANGE	2-	.00	0	0	.00	0	0	0	0	0	0
	1.0-										
MERCER CTY	73,568	27.26	2008	586	29.18	4	5	31	158	551	103
NUMERICAL CHANGE	75,135	21.62	1776	436	24.54	3	0	25	116	506	1034
PERCENT CHANGE	1,547-	3.64+	232+	150+	4.64+	1+	5+	42+	42+	45+	122+
	2.1-	15.4+	13.1+	34.4+	18.9+	33.3+	1*	24.0+	36.2+	8.9+	11.8+
RURAL	46,048	15.02	692	308	44.50	3	1	5	110	219	49
NUMERICAL CHANGE	47,236	11.41	539	225	41.74	2	0	3	76	201	205
PERCENT CHANGE	1,188-	3.61+	153+	83+	2.76+	1+	1+	2+	34+	18+	100+
	2.5-	31.6+	28.4+	36.9+	6.6+	50.0+	1*	66.7+	44.7+	9.0+	48.8+
SHERIFF	85	518	239	46.13	2	1	5	98	154	216	42
NUMERICAL CHANGE	84	333	137	41.14	2	0	1	52	125	113	40
PERCENT CHANGE		185+	102+	4.99+	.0	1+	4+	46+	29+	103+	2+
		55.6+	74.5+	12.1+		1*	400.0+	88.5+	23.2+	91.2+	5.0+
STATE POLICE	85	174	63	39.65	1	0	0	12	65	89	7
NUMERICAL CHANGE	84	206	88	42.71	0	0	2	24	76	92	12
PERCENT CHANGE		32-	19-	3.06-	1+	0	2-	12-	11-	3-	5-
		15.5-	21.6-	7.2-	1*	1*	1*	50.0-	14.5-	3.3-	41.7-

IDENTIFIER	MUNICIPAL	POPULATION	CRIME RATE	TOTAL OFFEN	TOTAL CLEARED	PERCENT CLEARED	MURDER	RAPE	ROBBERY	FEL ASLTT	BREAK ENTER	LARCENY THEFT	M/V THEFT
ATHENS PD	85	27,540	47.78	1316	278	21.12	1	4	26	48	332	851	54
	84	27,899	44.33	1237	211	17.05	0	0	22	40	305	829	40
			3.45+	79+	67+	4.07+	1	4+	4+	8+	27+	22+	14+
			7.8+	6.4+	31.8+	23.9+	.0	* 18.2+	* 20.0+	8.9+	2.7+	35.0+	
	85	1,162	.84	1	1	100.00	0	0	0	0	1	0	0
	84	1,192	2.51	3	1	33.33	0	0	1	0	2	0	0
			1.67-	2-	0	66.67+	0	0	1-	0	1-	0	0
			66.5-	66.7-	.0	200.0-			50.0-				
BLUEFIELD PD	85	15,752	38.27	603	122	20.23	0	2	15	27	150	384	25
	84	15,853	35.69	567	103	18.16	1	0	7	34	136	369	20
			2.58+	36+	19+	2.07+	1-	2+	8+	7-	14+	15+	5+
			7.2+	6.3+	18.4+	11.4+	* 114.3+	* 20.6-	10.3+	4.1+	25.0+		
PRINCETON PD	85	7,809	87.71	685	149	21.75	1	2	11	19	168	455	29
	84	7,874	81.66	643	106	16.48	0	0	14	6	160	443	20
			6.05+	42+	43+	5.27+	1+	2+	3-	13+	8+	12+	9+
			7.4+	6.5+	40.6+	32.0+	* 21.4-	* 216.7+	5.0+	2.7+	45.0+		
MATOAKA PD	85	571	14.01	8	6	75.00	0	0	0	0	6	2	0
	84	576	1.73	1	1	100.00	0	0	0	0	1	0	0
			12.28+	7+	5+	25.00-	0	0	0	0	5+	2+	0
			709.8+	700.0+	500.0+	25.0-			500.0+				
BRAMWELL PD	85	926	.00	0	0	.00	0	0	0	0	0	0	0
	84	934	.00	0	0	.00	0	0	0	0	0	0	0
			.00	0	0	.00	0	0	0	0	0	0	0
			.9-										
CONCORD COL SECURITY	85	900	.00	0	0	.00	0	0	0	0	0	0	0
	84	940	1.06	1	0	.00	0	0	0	0	1	0	0
			1.06-	1-	0	.00	0	0	0	0	1-	0	0
			.0	* 13.6-					* 40.0+				
BLUEFIELD ST SECURITY	85	400	47.50	19	0	.00	0	0	0	2	7	10	0
	84	500	44.00	22	0	.00	0	0	0	0	5	17	0
			3.50+	3-	0	.00	0	0	0	2+	2+	7-	0
			8.0+	13.6-					* 40.0+				
MINERAL CITY TOTAL	85	27,372	9.79	268	63	23.50	0	3	1	5	83	165	11
	84	27,546	12.48	344	101	29.36	0	3	2	14	84	223	18
			2.69-	76-	38-	5.86-	0	0	1-	9-	1-	58-	17-
			21.6-	22.1-	37.6-	20.0-	.0	50.0-	64.3-	1.2-	26.0-	38.9-	
RURAL	85	16,867	8.35	141	41	29.07	0	3	0	4	61	68	5
	84	16,865	10.07	170	56	32.94	0	2	0	6	63	90	9
			1.72-	29-	15-	3.87-	0	1+	0	2-	2-	22-	4-
			17.1-	17.1-	26.8-	11.7-	50.0+	33.3-	3.2-	24.4-	44.4-		

IDENTIFIER	POPULATION	CRIME RATE	TOTAL OFFEN	PERCENT CLEARED	MURDER	RAPE	ROBBERY	FEL ASST	BREAK ENTER	LARCENY THEFT	M/V THEFT
SHERIFF			16	6	37.50	0	0	0	6	8	2
			13	13	100.00	0	0	0	1	9	1
			3+	7-	62.50-	0	0	2-	5+	1-	1+
			23.1+	53.8-	62.5-			*	500.0+	11.1-	100.0+
STATE POLICE			125	35	28.00	0	3	4	55	60	3
			157	43	27.38	0	2	4	62	81	8
			32-	8-	62+	0	0	0	7-	21-	5-
			20.4-	18.6-	2.3+	50.0+		.	11.3-	25.9-	62.3-
MUNICIPAL	10,505	12.08	127	22	17.32	0	1	1	22	97	6
	10,681	16.28	174	45	25.86	0	2	8	21	133	9
	176-	4.20-	47-	23-	8.94-	0	1-	7-	1+	36-	3-
	1.6-	25.8-	27.0-	51.1-	33.0-		*	50.0-	4.8+	27.1-	33.3-
KEYSER PD	6,572	16.88	111	16	14.41	0	1	1	20	84	5
	6,627	19.31	128	35	27.34	0	0	0	4	117	7
	55-	2.43-	17-	19-	12.93-	0	1+	1+	16+	33-	2-
	.8-	12.6-	13.3-	54.3-	47.3-		*	400.0+	28.2-	28.6-	
PIEDMONT PD	1,352	10.35	14	6	42.85	0	0	0	2	11	1
	1,363	33.74	46	10	21.73	0	1	2	17	16	2
	11-	23.39-	32-	4-	21.12+	0	1-	2-	15-	5-	1-
	.8-	69.3-	69.6-	40.0-	97.2+		*	88.2-	31.3-	50.0-	
RIDGELEY PD	983	2.03	2	0	.00	0	0	0	0	2	0
	991	.00	0	0	.00	0	0	0	0	0	0
	8-	2.03+	2+	0	.00	0	0	0	0	2+	0
	.8-	.0	*						0	*	0
ELK GARDEN PD	298	.00	0	0	.00	0	0	0	0	0	0
	300	.00	0	0	.00	0	0	0	0	0	0
	2-	.00	0	0	.00	0	0	0	0	0	0
	.7-										
POTOMAC ST SECURITY	1,300	.00	0	0	.00	0	0	0	0	0	0
	1,400	.00	0	0	.00	0	0	0	0	0	0
	100-	.00	0	0	.00	0	0	0	0	0	0
	7.1-										
MINGO CTY	38,182	15.89	607	207	34.10	2	14	84	134	271	100
	37,700	19.09	720	283	36.52	7	5	150	145	297	110
	482+	3.20-	113-	56-	2.42-	5-	6	66-	11-	26-	10-
	1.3+	16.8-	15.7-	21.3-	6.6-	71.4-	133.3+	46.0-	7.6-	8.8-	9.1-
RURAL	29,768	9.87	294	156	53.06	2	12	23	72	101	82
	29,216	13.31	389	187	48.07	6	3	49	91	143	94
	552+	3.44-	95-	31-	4.99+	4-	1-	26-	19-	42-	12-
	1.9+	25.8-	24.4-	16.6-	10.4+	66.7-	33.3-	53.1-	20.9-	29.4-	12.8-

IDENTIFIER	POPULATION	CRIME RATE	TOTAL OFFEN	TOTAL CLEARED	PERCENT CLEARED	MURDER	RAPE	ROBBERY	FEL ASHLT	BREAK ENTER	LARCENY THEFT	M/V THEFT
SHERIFF	85		119	107	89.91	0	0	8	6	28	52	25
NUMERICAL CHANGE	84		162	129	79.62	1	0	0	29	40	55	37
PERCENT CHANGE			43-	22-	10.29+	1-	0	8+	23-	12-	3-	12-
			26.5-	17.1-	12.9+	*	*	*	79.3-	30.0-	5.5-	32.4-
STATE POLICE	85		175	49	28.00	2	2	4	17	44	49	57
NUMERICAL CHANGE	84		227	58	25.55	5	3	3	20	51	88	57
PERCENT CHANGE			52-	9-	2.45+	1-	1+	1+	3-	7-	39-	0
			22.9-	15.5-	9.6+	60.0-	33.3-	33.3+	15.0-	13.7-	44.3-	.0
MUNICIPAL	85		313	51	16.29	0	0	2	61	62	170	18
NUMERICAL CHANGE	84		331	76	22.96	1	2	3	101	54	154	16
PERCENT CHANGE			70-	25-	6.67-	1-	2-	1-	40-	8+	16+	2+
			4.7-	32.9-	29.1-	*	*	*	39.6-	14.8+	10.4+	12.5+
GILBERT PD	85		2	0	.00	0	0	0	0	1	0	1
NUMERICAL CHANGE	84		0	0	.00	0	0	0	0	0	0	0
PERCENT CHANGE			2+	0	.00	0	0	0	0	1+	0	1+
			.0							*		*
WILLIAMSON PD	85		297	43	14.47	0	0	2	57	59	168	11
NUMERICAL CHANGE	84		331	76	22.96	1	2	3	101	54	154	16
PERCENT CHANGE			43-	33-	8.49-	1-	2-	1-	44-	5+	14+	5-
			9.5-	43.4-	37.0-	*	*	*	43.6-	9.3+	9.1+	31.3-
KERMIT PD	85		13	7	53.84	0	0	0	4	2	1	6
NUMERICAL CHANGE	84		0	0	.00	0	0	0	0	0	0	0
PERCENT CHANGE			13+	7+	53.84+	0	0	0	4+	2+	1+	6+
			.0	*	*				*	*	*	*
DELBARTON PD	85		1	1	100.00	0	0	0	0	0	1	0
NUMERICAL CHANGE	84		0	0	.00	0	0	0	0	0	0	0
PERCENT CHANGE			1+	1+	100.00+	0	0	0	0	0	1+	0
			.0	*	*						*	
MATEWAN PD	85		0	0	.00	0	0	0	0	0	0	0
NUMERICAL CHANGE	84		0	0	.00	0	0	0	0	0	0	0
PERCENT CHANGE			0	0	.00	0	0	0	0	0	0	0
			.0									
MONONGALIA CTY TOTAL	85		2171	342	15.75	3	32	13	39	419	1527	138
NUMERICAL CHANGE	84		2044	327	15.99	2	11	8	14	419	1454	136
PERCENT CHANGE			127+	15+	.24-	1+	21+	5+	25+	0	73+	2+
			6.2+	4.6+	1.5-	50.0+	190.9+	62.5+	178.6+	0	5.0+	1.5+
			.5-									
RURAL	85		500	90	18.00	2	12	5	6	144	267	44
NUMERICAL CHANGE	84		477	87	18.23	1	4	1	4	147	262	58
PERCENT CHANGE			23+	3+	.23-	1+	8+	4+	2+	3-	25+	14-
			4.8+	3.4+	1.3-	100.0+	200.0+	400.0+	50.0+	2.0-	9.5+	24.1-
			.1-									

IDENTIFIER	POPULATION	CRIME RATE	TOTAL OFFEN	TOTAL CLEARED	PERCENT CLEARED	MURDER	RAPE	ROBBERY	FEL ASHLT	BREAK ENTER	LARCENY THEFT	M/V THEFT
SHERIFF			204	17	8.33	0	0	0	0	66	132	6
NUMERICAL CHANGE			208	12	5.76	0	0	0	0	61	138	9
PERCENT CHANGE			4-	5+	2.57+	0	0	0	0	5+	6-	3-
			1.9-	41.7+	44.6+					8.2+	4.3-	33.3-
STATE POLICE			296	73	24.66	2	12	5	6	78	155	38
NUMERICAL CHANGE			249	75	27.88	1	4	1	4	86	124	49
PERCENT CHANGE			27+	2-	3.22-	1+	8+	4+	2+	8-	31+	11-
			10.0+	2.7-	11.5-	100.0+	200.0+	400.0+	50.0+	9.3-	25.0+	22.4-
MUNICIPAL			39,350	42.46	15.08	1	20	8	33	275	1240	94
NUMERICAL CHANGE			39,698	39.47	15.31	1	7	7	10	272	1192	78
PERCENT CHANGE			348-	2.99+	.23-	0	13+	1+	23+	3+	48+	16+
			.9-	7.6+	1.5-	.0	185.7+	14.3+	230.0+	1.1+	4.0+	20.5+
MORGANTOWN PD			28,171	32.93	21.44	1	15	5	27	212	601	67
NUMERICAL CHANGE			28,405	36.88	20.89	1	6	7	10	220	738	66
PERCENT CHANGE			234-	3.95-	.55+	0	9+	2-	17+	8-	137-	1+
			.8-	10.7-	2.6+	.0	150.0+	28.6-	170.0+	3.6-	18.6-	1.5+
STAR CITY PD			1,455	52.92	33.76	0	0	1	0	5	64	7
NUMERICAL CHANGE			1,467	.00	.00	0	0	0	0	0	0	0
PERCENT CHANGE			12-	52.92+	33.76+	0	0	1+	0	5+	64+	7+
			.8-	.0	.0			#	#	#	#	#
WESTOVER PD			4,921	24.38	3.33	0	2	2	0	38	70	8
NUMERICAL CHANGE			4,962	26.19	9.23	0	1	0	0	48	74	7
PERCENT CHANGE			41-	1.81-	5.90-	0	1+	2+	0	10-	4-	1+
			.8-	6.9-	63.9-	0	100.0+	#	0	20.8-	5.4-	14.3+
OSAGE PD			262	.00	.00	0	0	0	0	0	0	0
NUMERICAL CHANGE			264	.00	.00	0	0	0	0	0	0	0
PERCENT CHANGE			2-	.00	.00	0	0	0	0	0	0	0
			.8-									
WVU SECURITY POLICE			3,500	147.42	4.26	0	2	0	5	5	493	11
NUMERICAL CHANGE			3,600	104.10	2.35	0	0	0	0	0	377	5
PERCENT CHANGE			100-	41.32+	1.91+	0	2+	0	5+	5+	116+	6+
			2.8-	38.9+	81.3+	0	#	#	#	#	30.8+	120.0+
GRANVILLE PD			1,041	28.81	3.33	0	1	0	1	15	12	1
NUMERICAL CHANGE			1,000	7.00	.00	0	0	0	0	4	3	0
PERCENT CHANGE			41+	21.81+	3.33+	0	1+	0	1+	11+	9+	1+
			4.1+	311.6+	328.6+	0	#	#	#	275.0+	300.0+	#
MONROE CITY			14,074	5.18	21.91	0	1	0	8	42	18	4
NUMERICAL CHANGE			14,029	10.54	27.02	0	0	0	1	106	33	8
PERCENT CHANGE			.3+	5.36-	5.11-	0	1+	0	7+	64-	15-	4-
				50.9-	18.9-	0	#	#	700.0+	60.4-	45.5-	50.0-

IDENTIFIER	POPULATION	CRIME RATE	TOTAL OFFEN	TOTAL CLEARED	PERCENT CLEARED	MURDER	RAPE	ROBBERY	FEL ASLT	BREAK ENTER	LARCENY THEFT	M/V THEFT
RURAL	11,423	5.33	61	7	11.47	0	0	0	2	41	15	3
	11,356	10.74	122	21	17.21	0	0	0	0	85	31	6
	67+	5.41-	61-	14-	5.74-	0	0	0	2+	44-	16-	3-
	.6+	50.4-	50.0-	66.7-	33.4-				κ	51.8-	51.6-	50.0-
SHERIFF	85		39	1	2.56	0	0	0	0	32	5	2
	84		68	3	4.41	0	0	0	0	47	19	2
			29-	2-	1.85-	0	0	0	0	15-	14-	0
			42.6-	66.7-	42.0-				0	31.9-	73.7-	.0
STATE POLICE	85		22	6	27.27	0	0	0	2	9	10	1
	84		54	18	33.33	0	0	0	0	38	12	4
			32-	12-	6.06-	0	0	0	2+	29-	2-	3-
			59.3-	66.7-	18.2-				κ	76.3-	16.7-	75.0-
MUNICIPAL	2,651	4.52	12	9	75.00	0	1	0	6	1	3	1
	2,673	9.72	26	19	73.07	0	0	0	1	21	2	2
	22-	5.20-	14-	10-	1.93+	0	1+	0	5+	20-	1+	1-
	.8-	53.5-	53.8-	52.6-	2.6+		κ		500.0+	95.2-	50.0+	50.0-
ALDERSON PD	85	8.92	12	9	75.00	0	1	0	6	1	3	1
	84	16.22	22	19	86.36	0	0	0	1	19	0	2
	11-	7.30-	10-	10-	11.36-	0	1+	0	5+	18-	3+	1-
	.8-	45.0-	45.5-	52.6-	13.2-		κ		500.0+	94.7-	κ	50.0-
UNION PD	85	.00	0	0	.00	0	0	0	0	0	0	0
	84	.00	0	0	.00	0	0	0	0	0	0	0
		.00	0	0	.00	0	0	0	0	0	0	0
PETERSTOWN PD	85	.00	0	0	.00	0	0	0	0	0	0	0
	84	6.37	4	0	.00	0	0	0	0	2	2	0
	5-	6.37-	4-	0	.00	0	0	0	0	2-	2-	0
	.8-	.0	κ						0	κ	κ	
MORGAN CTY	11,008	26.16	288	53	18.40	1	0	1	1	187	94	4
	85	20.35	225	38	16.88	0	1	2	0	144	64	14
	84	5.81+	63+	15+	1.52+	1+	1-	1-	1+	43+	50+	10-
	.4-	28.6+	28.0+	39.5+	9.0+	κ	κ	50.0-	κ	29.9+	46.9+	71.4-
RURAL	9,556	29.50	282	50	17.73	1	0	1	1	186	89	4
	9,590	23.35	224	37	16.51	0	1	2	0	144	64	13
	34-	6.15+	58+	13+	1.22+	1+	1-	1-	1+	42+	25+	9-
	.4-	26.3+	25.9+	35.1+	7.4+	κ	κ	50.0-	κ	29.2+	39.1+	69.2-
SHERIFF	85		137	16	11.67	0	0	1	1	106	29	0
	84		69	13	18.84	0	0	0	0	40	25	0
			68+	3+	7.17-	0	0	0	0	66+	6+	4-
			98.6+	23.1+	38.1-				κ	165.0+	16.0+	κ

IDENTIFIER	POPULATION	CRIME RATE	TOTAL OFFEN	TOTAL CLEARED	PERCENT CLEARED	MURDER	RAPE	ROBBERY	FEL ASHLT	BREAK ENTER	LARCENY THEFT	M/V THEFT
STATE POLICE 85	145	34	23.44	1	0	0	0	0	0	80	60	4
NUMERICAL CHANGE	155	24	15.48	0	1	0	0	0	0	104	39	9
PERCENT CHANGE	10-	10+	7.96+	1+	1-	2-	2-	2-	0	24-	21+	5-
	6.5-	41.7+	51.4+	*	*	*	*	*	0	23.1-	53.8+	55.6-
MUNICIPAL 85	1,452	4.13	50.00	0	0	0	0	0	0	1	5	0
NUMERICAL CHANGE	1,464	.68	100.00	0	0	0	0	0	0	0	0	1
PERCENT CHANGE	12-	3.65+	50.00-	0	0	0	0	0	0	1+	5+	1-
	.8-	507.4+	200.0+	50.0-	50.0-	50.0-	50.0-	50.0-	0	*	*	*
BERKELEY SPRINGS PD 85	799	.00	.00	0	0	0	0	0	0	0	0	0
NUMERICAL CHANGE	806	.00	.00	0	0	0	0	0	0	0	0	0
PERCENT CHANGE	.9-	.00	.00	0	0	0	0	0	0	0	0	0
PAM-PAM PD 85	653	9.18	50.00	0	0	0	0	0	0	1	5	0
NUMERICAL CHANGE	658	1.51	100.00	0	0	0	0	0	0	0	0	1
PERCENT CHANGE	5-	7.67+	50.00-	0	0	0	0	0	0	1+	5+	1-
	.8-	507.9+	200.0+	50.0-	50.0-	50.0-	50.0-	50.0-	0	*	*	*
NICHOLAS CTY TOTAL 85	27,769	13.21	31.60	0	1	0	0	0	3	118	213	32
NUMERICAL CHANGE	28,384	10.74	26.55	1	1	4	9	97	163	97	163	30
PERCENT CHANGE	2.2-	23.0+	19.0+	1-	0	4-	6-	21+	6-	21+	50+	2+
		20.3+	43.2+	*	0	*	66.7-	21.6+	66.7-	21.6+	30.7+	6.7+
RURAL 85	21,269	14.47	28.57	0	1	0	0	0	1	104	176	26
NUMERICAL CHANGE	21,830	10.67	21.88	1	1	3	3	78	3	78	130	17
PERCENT CHANGE	2.6-	35.6+	30.6+	1-	0	3-	2-	26+	2-	26+	46+	9+
		32.2+	72.5+	*	0	*	66.7-	33.3+	66.7-	33.3+	35.4+	52.9+
SHERIFF 85	216	72	33.33	0	0	0	0	0	0	66	132	18
NUMERICAL CHANGE	155	28	18.06	1	0	1	0	58	0	58	80	15
PERCENT CHANGE	61+	44+	15.27+	1-	0	1-	0	8+	0	8+	52+	3+
	39.4+	157.1+	84.6+	*	0	*	66.7-	13.8+	66.7-	13.8+	65.0+	20.0+
STATE POLICE 85	92	16	17.39	0	1	0	0	1	1	38	44	8
NUMERICAL CHANGE	78	23	29.48	0	1	0	0	20	3	20	50	2
PERCENT CHANGE	14+	7-	12.09-	0	0	2-	2-	18+	2-	18+	6-	6+
	17.9+	30.4-	41.0-	0	0	*	66.7-	90.0+	66.7-	90.0+	12.0-	300.0+
MUNICIPAL 85	6,500	9.07	47.45	0	0	0	0	0	2	14	37	6
NUMERICAL CHANGE	6,554	10.98	41.66	0	0	1	6	19	6	19	33	13
PERCENT CHANGE	.8-	17.4-	13.9+	0	0	1-	4-	5-	4-	5-	4+	7-
		18.1-	6.7-	0	0	*	66.7-	26.3-	66.7-	26.3-	12.1+	53.8-
RICHMOOD PD 85	3,426	1.75	33.33	0	0	0	0	0	0	0	3	3
NUMERICAL CHANGE	3,454	4.34	86.66	0	0	1	5	3	5	3	1	5
PERCENT CHANGE	.8-	2.59-	53.33-	0	0	1-	5-	3-	5-	3-	2+	2-
		59.7-	84.6-	0	0	*	66.7-	200.0+	66.7-	200.0+	40.0-	40.0-

IDENTIFIER	POPULATION	CRIME RATE	TOTAL OFFEN	TOTAL CLEARED	PERCENT CLEARED	MURDER	RAPE	ROBBERY	FEL ASHLT	BREAK ENTER	LARCENY THEFT	M/V THEFT
SUMMERSVILLE PD	3,074	17.24	53	26	49.05	0	0	0	2	14	34	3
	NUMERICAL CHANGE	18.38	57	17	29.82	0	0	0	1	16	32	8
	PERCENT CHANGE	1.14-	4-	9+	19.23+	0	0	0	1+	2-	2+	5-
		6.2-	7.0-	52.9+	64.5+				100.0+	12.5-	6.3+	62.5-
OHIO CITY	60,001	24.22	1454	258	17.74	1	8	31	41	602	655	116
	NUMERICAL CHANGE	25.50	1553	317	20.41	3	17	61	44	630	671	127
	PERCENT CHANGE	1.28-	99-	59-	2.67-	2-	19-	30-	3-	28-	16-	11-
		5.0-	6.4-	18.6-	13.1-	66.7-	52.9-	49.2-	6.8-	4.4-	2.4-	8.7-
RURAL	10,096	15.84	160	23	14.37	0	1	1	3	68	70	18
	NUMERICAL CHANGE	15.21	159	16	10.06	0	1	3	3	62	70	20
	PERCENT CHANGE	.63+	1+	7+	4.31+	0	.0	2-	1-	6+	0	2-
		4.1+	.6+	43.8+	42.8+				33.3-	9.7+	.0	10.0-
SHERIFF	85		124	17	13.70	0	0	0	2	60	51	11
	NUMERICAL CHANGE		85	0	.00	0	0	0	1	41	34	0
	PERCENT CHANGE		39+	17+	13.70+	0	0	1-	2+	19+	17+	2+
			45.9+	#	#			#	#	46.3+	50.0+	22.2+
STATE POLICE	85		36	6	16.66	0	1	1	0	8	19	7
	NUMERICAL CHANGE		74	16	21.62	0	1	2	3	21	36	11
	PERCENT CHANGE		38-	10-	4.96-	0	.0	1-	3-	13-	17-	0
			51.4-	62.5-	22.9-			50.0-	#	61.9-	47.2-	36.4-
MUNICIPAL	85		235	18.16	15.9-	1	7	30	39	534	585	98
	NUMERICAL CHANGE	27.62	301	21.59	3.43-	3	16	58	41	568	601	107
	PERCENT CHANGE	1.71-	66-	3.43-	15.9-	2-	9-	28-	2-	34-	16-	9-
		6.2-	7.2-	21.9-	66.7-	66.7-	56.3-	48.3-	4.9-	6.0-	2.7-	8.4-
WHEELING PD	41,957	28.66	1203	229	19.03	1	7	30	37	513	520	95
	NUMERICAL CHANGE	31.30	1325	299	22.56	3	16	58	40	559	543	106
	PERCENT CHANGE	2.64-	122-	70-	3.53-	2-	9-	28-	3-	46-	23-	11-
		8.4-	9.2-	23.4-	15.6-	66.7-	56.3-	48.3-	7.5-	8.2-	4.2-	10.4-
TRIADDELPHIA PD	85		2	2	100.00	0	0	0	0	0	0	2
	NUMERICAL CHANGE	.00	0	0	.00	0	0	0	0	0	0	0
	PERCENT CHANGE	1.40+	2+	2+	100.00+	0	0	0	0	0	0	2+
		.0	#	#	#							#
BETHLEHEM PD	85		22	0	.00	0	0	0	0	17	4	1
	NUMERICAL CHANGE	3.79	12	0	.00	0	0	0	0	6	6	0
	PERCENT CHANGE	3.23+	10+	0	.00	0	0	0	0	11+	2-	1+
		85.2+	83.3+						183.3+	33.3-		#
WEST LIBERTY PD	85		0	0	.00	0	0	0	0	0	0	0
	NUMERICAL CHANGE	1.30	1	0	.00	0	0	0	0	1	0	0
	PERCENT CHANGE	1.30-	1-	0	.00	0	0	0	0	1-	0	0
		.0	#							1-		0

IDENTIFIER	POPULATION	CRIME RATE	TOTAL OFFEN	TOTAL CLEARED	PERCENT CLEARED	MURDER	RAPE	ROBBERY	FEL ASULT	BREAK ENTER	LARCENY THEFT	M/V THEFT
VALLEY GROVE PD	592	.00	0	0	.00	0	0	0	0	0	0	0
NUMERICAL CHANGE	597	.00	0	0	.00	0	0	0	0	0	0	0
PERCENT CHANGE	5-	.00	0	0	.00	0	0	0	0	0	0	0
	.8-											
WEST LIBERTY ST COL SEC	1,300	51.53	67	4	5.97	0	0	0	2	4	61	0
NUMERICAL CHANGE	1,440	38.88	56	2	3.57	0	0	0	1	2	52	1
PERCENT CHANGE	140-	12.65+	11+	2+	2.40+	0	0	0	1+	2+	9+	1-
	9.7-	32.5+	19.6+	100.0+	67.2+	0	0	0	100.0+	100.0+	17.3+	+
CLEARVIEW PD	734	.00	0	0	.00	0	0	0	0	0	0	0
NUMERICAL CHANGE	740	.00	0	0	.00	0	0	0	0	0	0	0
PERCENT CHANGE	6-	.00	0	0	.00	0	0	0	0	0	0	0
	.8-											
PENDLETON CITY TOTAL	7,934	5.41	43	6	13.95	0	0	0	1	24	14	4
NUMERICAL CHANGE	7,836	6.38	50	16	32.00	0	0	0	4	15	24	6
PERCENT CHANGE	98+	.97-	7-	10-	18.05-	0	0	0	1-	9+	10-	2-
	1.3+	15.2-	14.0-	62.5-	56.4-	0	0	0	75.0-	60.0+	41.7-	33.3-
RURAL	7,216	5.82	42	6	14.28	0	0	0	1	23	14	4
NUMERICAL CHANGE	7,112	7.03	50	16	32.00	0	0	0	4	15	24	6
PERCENT CHANGE	104+	1.21-	8-	10-	17.72-	0	0	0	1-	8+	10-	2-
	1.5+	17.2-	16.0-	62.5-	55.4-	0	0	0	75.0-	53.3+	41.7-	33.3-
SHERIFF	85		0	0	.00	0	0	0	0	0	0	0
NUMERICAL CHANGE	84		4	3	75.00-	0	0	0	3	0	1	0
PERCENT CHANGE	4-		4-	3-	75.00-	0	0	0	3-	0	1-	0
	8-		4-	3-	75.00-	0	0	0	3-	0	1-	0
STATE POLICE	42		6	6	14.28	0	0	0	1	23	14	4
NUMERICAL CHANGE	46		13	16	28.26	0	0	0	1	15	23	6
PERCENT CHANGE	4-		7-	13.98-	49.5-	0	0	0	1-	8+	9-	2-
	8.7-		53.8-			0	0	0	0	53.3+	39.1-	33.3-
MUNICIPAL	718	1.39	1	0	.00	0	0	0	0	1	0	0
NUMERICAL CHANGE	724	.00	0	0	.00	0	0	0	0	0	0	0
PERCENT CHANGE	6-	1.39+	1+	0	.00	0	0	0	0	1+	0	0
	.8-	.0	+	0	.00	0	0	0	0	+	0	0
FRANKLIN PD	718	1.39	1	0	.00	0	0	0	0	1	0	0
NUMERICAL CHANGE	724	.00	0	0	.00	0	0	0	0	0	0	0
PERCENT CHANGE	6-	1.39+	1+	0	.00	0	0	0	0	1+	0	0
	.8-	.0	+	0	.00	0	0	0	0	+	0	0
PLEASANTS CITY TOTAL	7,934	4.15	33	17	51.51	0	0	0	1	7	20	4
NUMERICAL CHANGE	8,074	6.06	49	21	42.85	0	0	0	1	10	23	1
PERCENT CHANGE	140-	1.91-	16-	4-	8.66+	0	0	0	1-	3-	3-	3+
	1.7-	31.5-	32.7-	19.0-	20.2+	0	0	0	0	30.0-	13.0-	500.0+

IDENTIFIER	POPULATION	CRIME RATE	TOTAL OFFEN	TOTAL CLEARED	PERCENT CLEARED	MURDER	RAPE	ROBBERY	FEL ASST	BREAK ENTER	LARCENY THEFT	M/V THEFT
RURAL	5,771	.86	5	4	80.00	0	0	0	1	0	1	3
NUMERICAL CHANGE	5,893	2.54	15	4	26.66	0	1	0	0	8	5	1
PERCENT CHANGE	122-	1.68-	10-	0	53.34+	0	1-	0	1+	8-	4-	2+
	2.1-	66.1-	66.7-	.0	200.1+	0	*	*	*	*	80.0-	200.0+
SHERIFF					.00	0	0	0	0	0	0	0
NUMERICAL CHANGE					25.00	0	0	0	0	2	2	0
PERCENT CHANGE					1-	0	0	0	0	2-	2-	0
STATE POLICE	85		5	4	80.00	0	0	0	1	0	1	3
NUMERICAL CHANGE	84		11	3	27.27	0	1	0	0	6	3	1
PERCENT CHANGE			6-	1+	52.73+	0	1-	0	1+	6-	2-	2+
			54.5-	33.3+	193.4+	0	*	*	*	*	66.7-	200.0+
MUNICIPAL	2,163	12.94	28	13	46.42	0	0	1	6	1	19	1
NUMERICAL CHANGE	2,181	15.58	34	17	50.00	0	0	1	10	5	18	0
PERCENT CHANGE	.8-	2.64-	6-	4-	3.58-	0	0	0	40.0-	4-	1+	1+
			17.6-	23.5-	7.2-	0	*	*	80.0-	80.0-	5.6+	*
ST MARYS PD	85	12.94	28	13	46.42	0	0	1	6	1	19	1
NUMERICAL CHANGE	84	15.58	34	17	50.00	0	0	1	10	5	18	0
PERCENT CHANGE	.8-	2.64-	6-	4-	3.58-	0	0	0	40.0-	4-	1+	1+
			17.6-	23.5-	7.2-	0	*	*	80.0-	80.0-	5.6+	*
POCAHONTAS CITY TOTAL	9,620	6.34	61	30	49.18	0	1	0	16	20	20	4
NUMERICAL CHANGE	9,602	6.66	64	31	48.43	0	0	0	6	29	27	2
PERCENT CHANGE	.2+	.52-	3-	1-	.75+	0	1+	0	10+	9-	7-	2+
			4.7-	3.2-	1.5+	0	*	*	166.7+	31.0-	25.9-	100.0+
RURAL	8,409	6.89	58	28	48.27	0	1	0	16	19	19	3
NUMERICAL CHANGE	8,381	7.39	62	31	50.00	0	0	0	6	29	25	2
PERCENT CHANGE	.3+	6.5-	6.5-	9.7-	3.5-	0	1+	0	10+	10-	6-	1+
			6.5-	9.7-	3.5-	0	*	*	166.7+	34.5-	24.0-	50.0+
SHERIFF	85		21	13	61.90	0	0	0	15	1	4	1
NUMERICAL CHANGE	84		20	20	100.00	0	0	0	4	7	9	0
PERCENT CHANGE			1+	7-	38.10-	0	0	0	11+	6-	5-	1+
			5.0+	35.0-	38.1-	0	*	*	275.0+	85.7-	55.6-	*
STATE POLICE	85		37	15	40.54	0	1	0	1	18	15	2
NUMERICAL CHANGE	84		42	11	26.19	0	0	0	2	22	16	2
PERCENT CHANGE			5-	4+	14.35+	0	1+	0	1-	4-	1-	0
			11.9-	36.4+	54.8+	0	*	*	50.0-	18.2-	6.3-	.0
MUNICIPAL	1,211	2.47	3	2	66.66	0	0	0	0	1	1	1
NUMERICAL CHANGE	1,221	1.63	2	0	66.66	0	0	0	0	1+	2	0
PERCENT CHANGE	.8-	51.5+	50.0+	*	66.66+	0	0	0	0	1+	1-	1+
			50.0+	*	66.66+	0	*	*	0	1+	1-	1+
			50.0+	*	66.66+	0	*	*	0	1+	1-	1+

IDENTIFIER	POPULATION	CRIME RATE	TOTAL OFFEN	TOTAL CLEARED	PERCENT CLEARED	MURDER	RAPE	ROBBERY	FEL ASSLT	BREAK ENTER	LARCENY THEFT	M/V THEFT
MARLINTON PD	1,211	2.47	3	2	66.66	0	0	0	0	1	1	1
	1,221	1.63	2	0	.00	0	0	0	0	0	2	0
	10-	.84+	1+	2+	66.66+	0	0	0	0	1+	1-	1+
	.8-	51.5+	50.0+	✕	✕	✕	✕	✕	✕	✕	50.0-	✕
PRESTON CTY	30,943	9.59	297	73	24.57	1	4	3	13	106	146	24
	30,872	13.76	425	84	19.76	0	13	2	18	112	246	34
	71+	4.17-	128-	11-	4.81+	1+	9-	1+	5-	6-	100-	10-
	.2+	30.3-	30.1-	13.1-	24.3+	✕	69.2-	50.0+	27.8-	5.4-	40.7-	29.4-
	23,391	11.07	259	66	25.48	0	4	3	13	93	126	20
	23,257	14.70	342	70	20.46	0	13	1	16	96	189	27
	134+	3.63-	83-	4-	5.02+	0	9-	2+	3-	3-	63-	7-
	.6+	24.7-	24.3-	5.7-	24.5+	✕	69.2-	200.0+	18.8-	3.1-	33.3-	25.9-
SHERIFF	85		217	56	25.80	0	4	2	12	74	113	12
	84		288	56	19.44	0	9	1	16	72	169	21
			71-	0	6.36+	0	5-	1+	4-	2+	56-	9-
			24.7-	.0	32.7+	✕	55.6-	100.0+	25.0-	2.8+	33.1-	42.9-
STATE POLICE	85		42	10	23.80	0	0	1	1	19	13	8
	84		54	14	25.92	0	4	0	0	24	20	6
			12-	4-	2.12-	0	4-	1+	1+	5-	7-	2+
			22.2-	28.6-	8.2-	✕	✕	✕	✕	20.8-	35.0-	33.3+
MUNICIPAL	85	5.03	38	7	18.42	1	0	0	0	13	20	4
	84	10.89	83	14	16.86	0	0	1	2	16	57	7
	63-	5.86-	45-	7-	1.56+	1+	0	1-	2-	3-	37-	3-
	.8-	53.8-	54.2-	50.0-	9.33+	✕	✕	✕	✕	18.8-	64.9-	42.9-
KINGHOOD PD	2,745	12.75	35	7	20.00	0	0	0	0	12	20	3
	2,768	27.81	77	9	11.68	0	0	1	0	12	57	7
	23-	15.06-	42-	2-	8.32+	0	0	1-	0	0	37-	4-
	.8-	54.2-	54.5-	22.2-	71.2+	✕	✕	✕	✕	.0	64.9-	57.1-
TERRA ALTA PD	1,939	1.54	3	0	.00	1	0	0	0	1	0	1
	1,955	1.53	3	3	100.00-	0	0	0	0	1	0	0
	16-	.01+	0	3-	100.00-	1+	0	0	2-	0	0	1+
	.8-	.7+	.0	✕	✕	✕	✕	✕	✕	.0	0	✕
ROWLESBURG PD	990	1.00	0	0	.00	0	0	0	0	0	0	0
	998	1.00	1	0	.00	0	0	0	0	1	0	0
	8-	1.00-	1-	0	.00	0	0	0	0	1-	0	0
	.8-	.0	✕	✕	✕	✕	✕	✕	✕	✕	✕	✕
MASONTOWN PD	957	.00	0	0	.00	0	0	0	0	0	0	0
	965	2.07	2	2	100.00-	0	0	0	0	2	0	0
	8-	2.07-	2-	2-	100.00-	0	0	0	0	0	0	0
	.8-	.0	✕	✕	✕	✕	✕	✕	✕	✕	✕	✕

IDENTIFIER	POPULATION	CRIME RATE	TOTAL OFFEN	TOTAL CLEARED	PERCENT CLEARED	MURDER	RAPE	ROBBERY	FEL ASHLT	BREAK ENTER	LARCENY THEFT	M/V THEFT
NEWBURG PD	428	.00	0	0	.00	0	0	0	0	0	0	0
NUMERICAL CHANGE	85	.00	0	0	.00	0	0	0	0	0	0	0
PERCENT CHANGE	84	.00	0	0	.00	0	0	0	0	0	0	0
TUNNELTON PD	493	.00	0	0	.00	0	0	0	0	0	0	0
NUMERICAL CHANGE	85	.00	0	0	.00	0	0	0	0	0	0	0
PERCENT CHANGE	84	.00	0	0	.00	0	0	0	0	0	0	0
PUTNAM CTY	38,538	12.76	492	95	19.30	0	4	9	11	156	253	59
TOTAL	37,499	12.29	461	149	32.32	0	1	9	5	170	235	41
NUMERICAL CHANGE	84	.47+	31+	54-	13.02-	0	3+	0	6+	14-	18+	18+
PERCENT CHANGE	85	3.8+	6.7+	36.2-	40.5-	0	300.0+	0	120.0+	8.2-	7.7+	43.9+
RURAL	31,826	14.07	448	83	18.52	0	4	6	11	141	230	56
NUMERICAL CHANGE	84	13.66	420	78	32.38	0	3+	9	5	155	215	35
PERCENT CHANGE	85	.41+	28+	53-	13.86-	0	300.0+	33.3-	120.0+	9.0-	7.0+	60.0+
SHERIFF	328	15.85	52	11	33.52	0	2	3	6	93	188	36
NUMERICAL CHANGE	84	11.27-	11+	34-	11.27-	0	2+	4	3	120	165	25
PERCENT CHANGE	85	3.5+	39.5-	41.6-	42.8-	0	25.0-	25.0-	100.0+	22.5-	13.9+	44.0+
STATE POLICE	120	25.83	31	5	41.67	0	2	3	5	48	42	20
NUMERICAL CHANGE	84	48.54	103	50	48.54	0	1	5	2	35	50	10
PERCENT CHANGE	85	17.1+	19-	22.71-	46.8-	0	100.0+	40.0-	150.0+	37.1+	16.0-	100.0+
MUNICIPAL	6,712	6.55	44	12	27.27	0	0	3	0	15	23	3
NUMERICAL CHANGE	84	6.05	41	13	31.70	0	0	0	0	15	20	6
PERCENT CHANGE	85	.50+	3+	1-	4.43-	0	0	3+	0	0	3+	3-
HURRICANE PD	3,855	11.15	43	11	25.58	0	0	3	0	14	23	3
NUMERICAL CHANGE	84	10.54	41	13	31.70	0	0	3+	0	15	20	6
PERCENT CHANGE	85	.61+	2+	2-	6.12-	0	0	3+	0	6.7-	15.0+	50.0-
ELEANOR PD	1,244	.80	1	1	100.00	0	0	0	0	1	0	0
NUMERICAL CHANGE	84	.80+	1+	1+	100.00+	0	0	0	0	1+	0	0
PERCENT CHANGE	85	.0	0	0	0	0	0	0	0	0	0	0
POCA PD	1,089	.00	0	0	.00	0	0	0	0	0	0	0
NUMERICAL CHANGE	84	.00	0	0	.00	0	0	0	0	0	0	0
PERCENT CHANGE	85	.00	0	0	.00	0	0	0	0	0	0	0

IDENTIFIER	POPULATION	CRIME RATE	TOTAL OFFEN	TOTAL CLEARED	PERCENT CLEARED	MURDER	RAPE	ROBBERY	FEL ASHLT	BREAK ENTER	LARCENY THEFT	M/V THEFT
BANCROFT PD	524	.00	0	0	.00	0	0	0	0	0	0	0
NUMERICAL CHANGE	528	.00	0	0	.00	0	0	0	0	0	0	0
PERCENT CHANGE	4-	.00	0	0	.00	0	0	0	0	0	0	0

TOTAL	85,588	21.88	1874	543	28.97	1	8	21	58	416	1261	109
NUMERICAL CHANGE	86,787	22.41	1946	591	30.36	3	11	28	57	479	1269	129
PERCENT CHANGE	1,199-	.53-	72-	48-	1.39-	2-	3-	7-	31+	63-	8-	20-

RURAL	61,510	14.04	864	181	20.94	1	3	7	36	253	490	74
NUMERICAL CHANGE	62,509	10.80	676	58	8.57	3	9	17	10	252	313	72
PERCENT CHANGE	3,24+	188+	123+	2-	12.37+	2-	6-	10-	26+	1+	177+	2+

SHERIFF	623	152	24.39	1	3	7	33	176	365	38	365	38
NUMERICAL CHANGE	351	40	11.39	3	7	12	10	167	128	24	128	24
PERCENT CHANGE	272+	112+	13.00+	2-	4-	5-	23+	9+	237+	14+	237+	14+

STATE POLICE	241	29	12.03	0	0	0	0	0	3	77	125	36
NUMERICAL CHANGE	325	18	5.53	0	2	5	0	85	0	85	185	48
PERCENT CHANGE	84-	11+	6.50+	0	2-	5-	3+	8-	3+	8-	60-	12-

MUNICIPAL	24,078	41.94	1010	362	35.84	0	5	14	22	163	771	35
NUMERICAL CHANGE	24,278	52.29	1270	533	41.96	0	2	11	17	227	956	57
PERCENT CHANGE	200-	10.35-	260-	171-	6.12-	0	3+	3+	5+	64-	185-	22-

BECKLEY PD	20,177	46.83	945	348	36.82	0	5	14	18	147	727	34
NUMERICAL CHANGE	20,145	60.65	1234	515	41.73	0	2	11	14	223	929	55
PERCENT CHANGE	168-	13.82-	289-	167-	4.91-	0	3+	3+	4+	76-	202-	21-

LESTER PD	633	.00	0	0	.00	0	0	0	0	0	0	0
NUMERICAL CHANGE	638	3.13	2	2	100.00-	0	0	0	0	0	2	0
PERCENT CHANGE	5-	3.13-	2-	2-	100.00-	0	0	0	0	0	2-	0

MABSCOTT PD	1,574	18.42	29	7	24.13	0	0	0	1	10	18	0
NUMERICAL CHANGE	1,587	13.86	22	9	40.90	0	0	0	0	2	19	1
PERCENT CHANGE	13-	4.56+	7+	2-	16.77-	0	0	0	1+	8+	1-	1-

SOPHIA PD	1,214	28.00	34	7	20.58	0	0	0	3	5	25	1
NUMERICAL CHANGE	1,224	6.53	8	3	37.50	0	0	0	2	1	5	0
PERCENT CHANGE	10-	21.47+	26+	4+	16.92-	0	0	0	1+	4+	20+	1+

	.8-	328.8+	325.0+	133.3+	45.1-				50.0+	400.0+	400.0+	400.0+

IDENTIFIER

IDENTIFIER	POPULATION	CRIME RATE	TOTAL OFFEN	TOTAL CLEARED	PERCENT CLEARED	MURDER	RAPE	ROBBERY	FEL ASHLT	BREAK ENTER	LARCENY THEFT	M/V THEFT
RHODELL PD	480	4.16	2	0	.00	0	0	0	0	1	1	0
NUMERICAL CHANGE	484	8.26	4	4	100.00	0	0	0	1	1	1	1
PERCENT CHANGE	4-	4.10-	2-	4-	100.00-	0	0	0	1-	0	0	1-
	.8-	49.6-	50.0-	*	*	*	*	*	*	.0	.0	*
RANDOLPH CTY TOTAL	29,158	13.95	407	104	25.55	1	0	2	24	118	240	22
NUMERICAL CHANGE	29,075	14.78	430	157	36.51	4	8	0	36	98	268	14
PERCENT CHANGE	83+	.83-	23-	53-	10.96-	3-	8-	2+	14-	20+	28-	8+
	.3+	5.6-	5.3-	33.8-	30.0-	75.0-	*	*	36.8-	20.4+	10.4-	57.1+
RURAL	19,849	6.59	131	22	16.79	1	0	1	5	48	68	8
NUMERICAL CHANGE	19,689	6.60	130	52	40.00	4	8	0	14	45	54	5
PERCENT CHANGE	160+	.01-	1+	30-	23.21-	3-	8-	1+	9-	3+	14+	3+
	.8+	.2-	.8+	57.7-	58.0-	75.0-	*	*	64.3-	6.7+	25.9+	60.0+
SHERIFF	85		37	2	5.40	0	0	0	0	11	25	1
NUMERICAL CHANGE	84		8	3	37.50	0	0	0	1	5	2	0
PERCENT CHANGE	29+	1-	32.10-	0	32.10-	0	0	0	1-	6+	23+	1+
	362.5+	33.3-	85.6-						*	120.0+	1150.0+	*
STATE POLICE	85		94	20	21.27	1	0	1	5	37	43	7
NUMERICAL CHANGE	84		122	49	40.16	4	8	0	13	40	52	5
PERCENT CHANGE	28-	29-	18.89-	3-	18.89-	3-	8-	1+	8-	3-	9-	2+
	23.0-	59.2-	47.0-	75.0-	47.0-	75.0-	*	*	61.5-	7.5-	17.3-	40.0+
MUNICIPAL	9,309	29.64	276	62	29.71	0	0	1	19	70	172	14
NUMERICAL CHANGE	9,386	31.96	300	105	35.00	0	0	0	24	53	214	9
PERCENT CHANGE	77-	2.32-	24-	23-	5.23-	0	0	1+	5-	17+	42-	5+
	.8-	7.3-	8.0-	21.9-	15.1-			*	20.8-	32.1+	19.6-	55.6+
ELKINS PD	8,546	32.29	276	82	29.71	0	0	1	19	70	172	14
NUMERICAL CHANGE	8,617	32.72	282	100	35.46	0	0	0	21	49	205	7
PERCENT CHANGE	71-	.43-	6-	18-	5.75-	0	0	1+	2-	21+	33-	7+
	.8-	1.3-	2.1-	18.0-	16.2-			*	9.5-	42.9+	16.1-	100.0+
MILL CREEK PD	763	.00	0	0	.00	0	0	0	0	0	0	0
NUMERICAL CHANGE	769	23.40	18	5	27.77	0	0	0	3	4	9	2
PERCENT CHANGE	6-	23.40-	18-	5-	27.77-	0	0	0	3-	4-	9-	2-
	.8-	.0	*	*	*				*	*	*	*
RITCHIE CTY TOTAL	11,604	5.68	66	23	34.84	2	3	0	4	34	23	0
NUMERICAL CHANGE	11,648	5.40	63	25	39.68	0	3	0	6	16	33	5
PERCENT CHANGE	44-	5.28+	3+	2-	4.84-	2+	0	0	2-	18+	10-	5-
	.4-	5.2+	4.8+	8.0-	12.2-	*	.0	*	33.3-	112.5+	30.3-	*
RURAL	7,880	5.20	41	15	36.58	2	2	0	3	18	16	0
NUMERICAL CHANGE	7,893	5.57	44	20	45.45	0	3	0	6	8	22	5
PERCENT CHANGE	13-	.37-	3-	5-	8.87-	2+	1-	0	3-	10+	6-	5-
	.2-	6.6-	6.8-	25.0-	19.5-	*	33.3-	*	50.0-	125.0+	27.3-	*

JAN THRU DEC 85-84

PAGE 39
WEST VIRGINIA U C R CRIME INDEX REPORT

IDENTIFIER	POPULATION	CRIME RATE	TOTAL OFFEN	TOTAL CLEARED	PERCENT CLEARED	MURDER	RAPE	ROBBERY	FEL ASHLT	BREAK ENTER	LARCENY THEFT	M/V THEFT
SHERIFF 85	6	5	30	83.33	0	0	0	0	1	3	2	0
NUMERICAL CHANGE 84	3	1	33.33	0	0	0	0	0	0	0	3	0
PERCENT CHANGE	100.0+	400.0+	150.0+	0	0	0	0	0	1+	3+	1-	0
STATE POLICE 85	35	10	28.57	2	2	2	0	0	2	15	14	0
NUMERICAL CHANGE 84	41	19	46.34	0	0	0	0	0	6	8	19	5
PERCENT CHANGE	14.6-	47.4-	17.77-	2+	33.3-	2+	0	0	4-	7+	5-	5-
MUNICIPAL 85	3,724	6.71	25	32.00	0	1	0	0	1	16	7	0
NUMERICAL CHANGE 84	3,755	5.05	19	26.31	0	0	0	0	0	8	11	0
PERCENT CHANGE	31-	1.66+	3+	5.69+	0	1+	0	0	1+	8+	4-	0
HARRISVILLE PD 85	1,667	5.99	10	40.00	0	1	0	0	0	6	3	0
NUMERICAL CHANGE 84	1,681	6.54	11	18.18	0	0	0	0	0	6	5	0
PERCENT CHANGE	14-	.55-	1-	21.82+	0	1+	0	0	0	0	2-	0
PENNSBORO PD 85	1,638	9.15	15	26.66	0	0	0	0	1	10	4	0
NUMERICAL CHANGE 84	1,652	4.84	3	37.50	0	0	0	0	0	2	6	0
PERCENT CHANGE	14-	4.31+	7+	10.84-	0	0	0	0	1+	8+	2-	0
CAIRO PD 85	419	.00	0	.00	0	0	0	0	0	0	0	0
NUMERICAL CHANGE 84	422	.00	0	.00	0	0	0	0	0	0	0	0
PERCENT CHANGE	7-	.00	0	.00	0	0	0	0	0	0	0	0
ROANE CTY TOTAL	15,571	10.59	165	61	36.96	2	0	2	13	57	78	13
NUMERICAL CHANGE 84	16,001	11.24	180	51	28.33	0	0	0	11	72	88	17
PERCENT CHANGE	430-	5.8-	15-	8.63+	2+	2-	2+	2+	11	15-	10-	6+
RURAL	12,734	10.60	135	59	43.70	2	0	1	13	53	53	13
NUMERICAL CHANGE 84	13,140	11.26	148	48	32.43	0	0	0	11	71	59	5
PERCENT CHANGE	3.1-	5.9-	8.8-	22.9+	34.8+	2+	2-	1+	18.2+	18-	6-	8+
SHERIFF 85	4	2	50.00	0	0	0	0	0	0	1	2	1
NUMERICAL CHANGE 84	2	2	100.00	0	0	0	0	0	0	1	1	0
PERCENT CHANGE	100.0+	50.00-	50.00-	0	0	0	0	0	0	0	1+	1+
STATE POLICE 85	131	43.51	57	43.51	2	0	1	13	13	52	51	12
NUMERICAL CHANGE 84	146	31.50	46	31.50	0	2	0	11	11	70	58	5
PERCENT CHANGE	15-	11+	12.01+	2+	2-	2+	1+	18.2+	25.4-	10.2-	160.0+	8+
STATE POLICE 85	10.3-	23.9+	38.1+	10.3-	23.9+	38.1+	10.3-	23.9+	38.1+	10.3-	23.9+	38.1+

IDENTIFIER	POPULATION	CRIME RATE	TOTAL OFFEN	TOTAL CLEARED	PERCENT CLEARED	MURDER	RAPE	ROBBERY	FEL ASHLT	BREAK ENTER	LARCENY THEFT	M/V THEFT
MUNICIPAL 85	2,837	10.57	30	2	6.66	0	0	1	0	4	25	0
MUNICIPAL 84	2,861	11.18	32	3	9.37	0	0	0	0	1	29	2
NUMERICAL CHANGE	24-	.61-	2-	1-	2.71-	0	0	1+	0	3+	4-	2-
PERCENT CHANGE	.8-	5.5-	6.3-	33.3-	28.9-			*	*	300.0+	13.8-	*
SPENCER PD 85	2,837	10.57	30	2	6.66	0	0	1	0	4	25	0
SPENCER PD 84	2,861	11.18	32	3	9.37	0	0	0	0	1	29	2
NUMERICAL CHANGE	24-	.61-	2-	1-	2.71-	0	0	1+	0	3+	4-	2-
PERCENT CHANGE	.8-	5.5-	6.3-	33.3-	28.9-			*	*	300.0+	13.8-	*
SUMMERS CTY TOTAL	15,372	10.60	163	46	28.22	0	4	2	23	85	47	2
SUMMERS CTY 85	15,802	10.12	160	53	33.12	0	0	1	1	79	74	5
SUMMERS CTY 84	430-	.48+	3+	7-	4.90-	0	4+	1+	22+	6+	27-	3-
NUMERICAL CHANGE	2.7-	4.7+	1.9+	13.2-	14.8-		*	100.0+2200.0+	7.6+	36.5-	60.0-	
PERCENT CHANGE												
RURAL 85	11,013	11.35	125	8	6.40	0	4	2	11	76	30	2
RURAL 84	11,607	9.99	114	7	6.14	0	0	1	1	74	35	3
NUMERICAL CHANGE	3.5-	1.36+	11+	1+	.26+	0	4+	1+	10+	2+	5-	1-
PERCENT CHANGE		13.6+	9.6+	14.3+	4.2+		*	100.0+100.0+	2.7+	14.3-	33.3-	
SHERIFF 85	64	.00	0	0	.00	0	1	2	9	45	7	0
SHERIFF 84	43	2.32	1	1	2.32	0	0	0	0	33	9	1
NUMERICAL CHANGE	21+	48.8+	1-	*		0	1+	2+	9+	12+	2-	1-
PERCENT CHANGE								*	*	36.4+	22.2-	
STATE POLICE 85	61	13.11	8	8	13.11	0	3	0	2	31	23	2
STATE POLICE 84	71	8.45	6	6	8.45	0	0	1	1	41	26	2
NUMERICAL CHANGE	10-	4.66+	2+	4.66+		0	3+	1-	1+	10-	3-	0
PERCENT CHANGE	14.1-	55.1+	33.3+	55.1+			*	100.0+	24.4-	11.5-		.0
MUNICIPAL 85	4,359	8.71	38	38	100.00	0	0	0	12	9	17	0
MUNICIPAL 84	4,395	10.46	46	46	100.00	0	0	0	0	5	39	2
NUMERICAL CHANGE	36-	1.75-	8-	8-	.00	0	0	0	12+	4+	22-	2-
PERCENT CHANGE	.8-	16.7-	17.4-	17.4-	.0			*	80.0+	56.4-		
HINTON PD 85	4,359	8.71	38	38	100.00	0	0	0	12	9	17	0
HINTON PD 84	4,395	10.46	46	46	100.00	0	0	0	0	5	39	2
NUMERICAL CHANGE	36-	1.75-	8-	8-	.00	0	0	0	12+	4+	22-	2-
PERCENT CHANGE	.8-	16.7-	17.4-	17.4-	.0			*	80.0+	56.4-		
TAYLOR CTY TOTAL	16,364	15.88	260	49	18.84	1	0	0	2	46	195	16
TAYLOR CTY 85	16,557	12.88	210	41	19.52	2	10	2	7	32	145	12
TAYLOR CTY 84	193-	3.20+	50+	8+	3.5-	1-	10-	2-	5-	14+	50+	4+
NUMERICAL CHANGE	1.2-	25.2+	23.8+	19.5+	50.0-		*	71.4-	43.8+	34.5+	33.3+	
PERCENT CHANGE												
RURAL 85	9,226	12.24	113	23	20.35	1	0	0	2	41	63	6
RURAL 84	9,359	9.08	85	34	40.00	1	10	2	3	32	51	4
NUMERICAL CHANGE	1.4-	34.8+	32.9+	32.4-	49.1-	0	10-	2-	3-	9+	32+	2+
PERCENT CHANGE							*	60.0-	28.1+	103.2+	50.0+	

IDENTIFIER	POPULATION	CRIME RATE	TOTAL OFFEN	TOTAL CLEARED	PERCENT CLEARED	MURDER	RAPE	ROBBERY	FEL ASHLT	BREAK ENTER	LARCENY THEFT	M/V THEFT
SHERIFF 85	92	17.39	1	0	0	0	0	0	0	32	55	4
NUMERICAL CHANGE 84	58	20.68	0	3	1	2	25	24	3	25	24	3
PERCENT CHANGE	34+	4+	1+	3-	1-	2-	7+	31+	1+	28.0+	129.2+	33.3+
STATE POLICE 85	21	33.33	0	0	0	0	0	0	0	9	8	2
NUMERICAL CHANGE 84	27	81.48	1	7-	1-	3	7	1+	1-	2+	1+	1+
PERCENT CHANGE	6-	48.15-	1-	7-	1-	33.3-	28.6+	14.3+	100.0+			
MUNICIPAL 85	147	17.68	0	0	0	0	0	0	0	5	132	10
NUMERICAL CHANGE 84	125	5.60	1	0	0	0	0	0	0	0	114	8
PERCENT CHANGE	22+	12.08+	1-	0	0	2-	5+	18+	2+	15.8+	25.0+	
GRAFTON PD 85	147	17.68	0	0	0	0	0	0	0	5	132	10
NUMERICAL CHANGE 84	125	5.60	1	0	0	0	0	0	0	0	114	8
PERCENT CHANGE	22+	12.08+	1-	0	0	2-	5+	18+	2+	15.8+	25.0+	
FLEMINGTON PD 85	442	.00	0	0	.00	0	0	0	0	0	0	0
NUMERICAL CHANGE 84	446	.00	0	0	.00	0	0	0	0	0	0	0
PERCENT CHANGE	.9-											
TUCKER CTY TOTAL 85	8,628	7.64	66	14	21.21	0	0	0	2	24	33	7
NUMERICAL CHANGE 84	8,586	9.54	82	28	34.14	2	4	0	5	33	50	8
PERCENT CHANGE	.5+	1.90-	16-	14-	12.93-	2-	4-	0	3-	9-	3+	1-
RURAL 85	4,631	10.58	49	11	22.44	0	0	0	2	21	19	7
NUMERICAL CHANGE 84	4,555	14.92	68	25	36.76	2	4	0	5	29	21	7
PERCENT CHANGE	1.7+	4.34-	19-	14-	14.32-	2-	4-	0	3-	8-	2-	0
SHERIFF 85	9	44.44	0	4	44.44	0	0	0	0	9	0	0
NUMERICAL CHANGE 84	31	45.16	0	14	45.16	0	0	0	5	11	14	1
PERCENT CHANGE	22-	10-	0	0	.72-	0	0	0	5-	2-	14-	1-
STATE POLICE 85	40	17.50	7	7	17.50	0	0	0	2	12	19	7
NUMERICAL CHANGE 84	37	29.72	11	11	29.72	2	4	0	3	18	17	6
PERCENT CHANGE	8.1+	36.4-	4-	4-	12.22-	2-	4-	0	2+	6-	12+	1+
MUNICIPAL 85	3,997	4.25	17	3	17.64	0	0	0	0	3	14	0
NUMERICAL CHANGE 84	4,031	3.47	14	3	21.42	0	0	0	0	4	9	1
PERCENT CHANGE	.8-	22.5+	21.4+	.0	3.78-	0	0	0	0	1-	5+	1-
					17.6-					25.0-	55.6+	1-

IDENTIFIER	POPULATION	CRIME RATE	TOTAL OFFEN	TOTAL CLEARED	PERCENT CLEARED	MURDER	RAPE	ROBBERY	FEL ASHLT	BREAK ENTER	LARCENY THEFT	M/V THEFT
PARSONS PD	1,871	5.34	10	1	10.00	0	0	0	0	3	7	0
	1,887	7.41	14	3	21.42	0	0	0	0	4	9	1
NUMERICAL CHANGE	16-	2.07-	4-	2-	11.42-	0	0	0	0	1-	2-	1-
PERCENT CHANGE	.8-	27.9-	28.6-	66.7-	53.3-					25.0-	22.2-	κ
THOMAS PD	715	.00	0	0	.00	0	0	0	0	0	0	0
	721	.00	0	0	.00	0	0	0	0	0	0	0
NUMERICAL CHANGE	6-	.00	0	0	.00	0	0	0	0	0	0	0
PERCENT CHANGE	.8-											
DAVIS PD	1,038	6.74	7	2	28.57	0	0	0	0	0	7	0
	1,047	.00	0	0	.00	0	0	0	0	0	0	0
NUMERICAL CHANGE	9-	6.74+	7+	2+	28.57+	0	0	0	0	0	7+	0
PERCENT CHANGE	.9-	.0	κ	κ	κ						κ	0
HAMBLETON PD	373	.00	0	0	.00	0	0	0	0	0	0	0
	376	.00	0	0	.00	0	0	0	0	0	0	0
NUMERICAL CHANGE	3-	.00	0	0	.00	0	0	0	0	0	0	0
PERCENT CHANGE	.8-											
TYLER CITY	13,479	9.79	152	59	44.69	0	5	4	4	45	70	8
	13,825	11.13	154	65	42.20	0	3	1	20	35	86	9
NUMERICAL CHANGE	346-	1.34-	22-	6-	2.69+	0	2+	1-	16-	10+	16-	1-
PERCENT CHANGE	2.5-	12.0-	14.3-	9.2-	5.9+	0	66.7+	κ	80.0-	28.6+	18.6-	11.1-
RURAL	6,298	7.14	45	15	33.33	0	5	0	1	21	11	7
	6,584	7.74	51	19	37.25	0	3	1	3	23	17	6
NUMERICAL CHANGE	286-	.60-	6-	4-	3.92-	0	2+	1-	2-	2-	6-	3+
PERCENT CHANGE	4.3-	7.8-	11.8-	21.1-	10.5-		66.7+	κ	66.7-	8.7-	55.3-	75.0+
SHERIFF	34	11	32	11	32.35	0	5	0	1	18	6	4
	32	12	37	12	37.50	0	1	0	2	19	8	1
NUMERICAL CHANGE	2+	1-	5-	1-	5.15-	0	4+	1-	1-	1-	2-	3+
PERCENT CHANGE	6.3+	8.3-	13.7-	400.0+				κ	50.0-	5.3-	25.0-	300.0+
STATE POLICE	11	4	36	4	36.36	0	0	0	0	3	5	3
	19	7	36	7	36.84	0	2	0	1	4	9	3
NUMERICAL CHANGE	8-	3-	.48-	2-	.48-	0	κ	0	1-	1-	4-	0
PERCENT CHANGE	42.1-	42.9-	1.3-					κ	25.0-	44.4-		.0
MUNICIPAL	7,181	12.11	87	44	50.57	0	0	0	3	24	59	1
	7,241	14.22	103	46	44.66	0	0	0	17	12	69	5
NUMERICAL CHANGE	60-	2.11-	16-	4-	5.91+	0	0	0	14-	12+	10-	4-
PERCENT CHANGE	.8-	14.8-	15.5-	4.3-	13.2+				82.4-	100.0+	14.5-	80.0-
PADEN CITY PD	3,608	9.14	33	6	18.18	0	0	0	3	1	29	0
	3,638	7.42	27	7	25.92	0	0	0	2	5	19	1
NUMERICAL CHANGE	30-	1.72+	6+	1-	7.74-	0	0	0	1+	4-	10+	1-
PERCENT CHANGE	.8-	23.2+	22.2+	14.3-	29.9-				50.0+	80.0-	52.6+	κ

IDENTIFIER	POPULATION	CRIME RATE	TOTAL OFFEN	TOTAL CLEARED	PERCENT CLEARED	MURDER	RAPE	ROBBERY	FEL ASLT	BREAK ENTER	LARCENY THEFT	M/V THEFT
SISTERSVILLE PD	2,367	17.89	42	29	69.04	0	0	0	0	11	30	1
	2,367	30.41	72	37	51.38	0	0	0	15	7	46	4
		20-	30-	8-	17.66+	0	0	0	15-	4+	16-	3-
	.8-	41.2-	41.7-	21.6-	34.4+				#	57.1+	34.8-	75.0-
MIDDLEBOURNE PD	972	12.34	12	9	75.00	0	0	0	0	12	4	0
	980	4.08	4	2	50.00	0	0	0	0	0	4	0
	8-	8.26+	8+	7+	25.00+	0	0	0	0	12+	4-	0
	.8-	202.5+	200.0+	350.0+	50.0+				#	#	#	
FRIENDLY PD	254	.00	0	0	.00	0	0	0	0	0	0	0
	256	.00	0	0	.00	0	0	0	0	0	0	0
	2-	.00	0	0	.00	0	0	0	0	0	0	0
	.8-											

UPSHUR CTY	TOTAL	NUMERICAL CHANGE	PERCENT CHANGE
85	24,397	11.80	288
84	24,221	12.63	306
	176+	.83-	18-
	.7+	6.6-	5.9-
		23.0-	18.1-
		50.0-	33.3+
		36.8-	34.9-
		19.7+	19.7+
		3.0-	3.0-

RURAL	TOTAL	NUMERICAL CHANGE	PERCENT CHANGE
85	17,433	9.63	168
84	17,199	10.98	189
	234+	1.35-	21-
	1.4+	12.3-	11.1-
		19.6-	19.6-

SHERIFF	TOTAL	NUMERICAL CHANGE	PERCENT CHANGE
85	101	73	72.27
84	104	82	78.84
	3-	9-	6.57-
	2.9-	11.0-	8.3-
		11.0-	8.3-

STATE POLICE	TOTAL	NUMERICAL CHANGE	PERCENT CHANGE
85	67	17	25.37
84	85	30	35.29
	18-	13-	9.92-
	21.2-	43.3-	28.1-
		100.0+	100.0+

MUNICIPAL	TOTAL	NUMERICAL CHANGE	PERCENT CHANGE
85	6,964	17.23	120
84	7,022	16.66	117
	58-	.57+	3+
	.8-	3.4+	2.6+
		59.1-	40.7-

BUCKHANNON PD	TOTAL	NUMERICAL CHANGE	PERCENT CHANGE
85	6,964	17.23	120
84	7,022	16.66	117
	58-	.57+	3+
	.8-	3.4+	2.6+
		59.1-	40.7-

WAYNE CTY	TOTAL	NUMERICAL CHANGE	PERCENT CHANGE
85	40,958	16.76	605
84	41,117	17.68	727
	159-	2.92-	122-
	.4-	16.5-	16.8-
		50.0+	80.2+
		60.0+	25.0-
		350.0+	41.3-
		10.7-	20.3+

IDENTIFIER	POPULATION	CRIME RATE	TOTAL OFFEN	TOTAL CLEARED	PERCENT CLEARED	MURDER	RAPE	ROBBERY	FEL ASHLT	BREAK ENTER	LARCENY THEFT	M/V THEFT
RURAL	32,188	11.08	357	127	35.57	4	8	3	15	124	151	52
NUMERICAL CHANGE	32,275	14.96	483	99	20.49	0	5	2	6	255	162	53
PERCENT CHANGE	.3-	3.88-	126-	28+	15.08+	4+	3+	1+	9+	131-	11-	1-9-
		25.9-	26.1-	28.3+	73.6+	×	60.0+	50.0+	150.0+	51.4-	6.8-	1.9-
SHERIFF	85											
NUMERICAL CHANGE	84											
PERCENT CHANGE												
STATE POLICE	85											
NUMERICAL CHANGE	84											
PERCENT CHANGE												
MUNICIPAL	85											
NUMERICAL CHANGE	84											
PERCENT CHANGE												
CEREDO PD	85											
NUMERICAL CHANGE	84											
PERCENT CHANGE												
KENOVA PD	85											
NUMERICAL CHANGE	84											
PERCENT CHANGE												
WAYNE PD	85											
NUMERICAL CHANGE	84											
PERCENT CHANGE												
FORT GAY PD	85											
NUMERICAL CHANGE	84											
PERCENT CHANGE												
WEBSTER CTY	85											
NUMERICAL CHANGE	84											
PERCENT CHANGE												
RURAL	85											
NUMERICAL CHANGE	84											
PERCENT CHANGE												

IDENTIFIER	POPULATION	CRIME RATE	TOTAL OFFEN	TOTAL CLEARED	PERCENT CLEARED	MURDER	RAPE	ROBBERY	FEL ASHLT	BREAK ENTER	LARCENY THEFT	M/V THEFT
SHERIFF 85	17	64.70	0	0	0	0	0	0	0	4	3	0
NUMERICAL CHANGE 84	32	46.87	0	0	0	0	0	0	4	18	10	0
PERCENT CHANGE	15-	17.83+	0	0	0	0	0	0	6+	14-	7-	0
	46.9-	26.7-	38.0+						150.0+	77.8-	70.0-	
STATE POLICE 85	26	38.46	0	0	0	0	0	0	1	7	15	3
NUMERICAL CHANGE 84	36	61.11	2	2	2	0	0	0	1	19	11	3
PERCENT CHANGE	18-	22.65-	2	2	2	0	0	0	0	12-	4+	0
	27.8-	37.1-							.0	63.2-	36.4+	.0
MUNICIPAL 85	2,236	.00	0	0	.00	0	0	0	0	0	0	0
NUMERICAL CHANGE 84	2,255	3.99	9	6	66.66	0	0	0	0	7	2	0
PERCENT CHANGE	19-	3.99-	9-	6-	66.66-	0	0	0	0	7-	2-	0
	.8-	.0	0	0	.0	0	0	0	0	0	0	0
WEBSTER SPRINGS PD 85	1,285	.00	0	0	.00	0	0	0	0	0	0	0
NUMERICAL CHANGE 84	1,296	3.08	4	4	100.00	0	0	0	0	2	2	0
PERCENT CHANGE	11-	3.08-	4-	4-	100.00-	0	0	0	0	2-	2-	0
	.8-	.0	0	0	.0	0	0	0	0	0	0	0
COMEN PD 85	712	.00	0	0	.00	0	0	0	0	0	0	0
NUMERICAL CHANGE 84	718	.00	0	0	.00	0	0	0	0	0	0	0
PERCENT CHANGE	6-	.00	0	0	.00	0	0	0	0	0	0	0
	.8-	.00	0	0	.00	0	0	0	0	0	0	0
CAMDEN-ON-GAULEY PD 85	239	.00	0	0	.00	0	0	0	0	0	0	0
NUMERICAL CHANGE 84	241	20.74	5	2	40.00	0	0	0	0	5	0	0
PERCENT CHANGE	2-	20.74-	5-	2-	40.00-	0	0	0	0	5-	0	0
	.8-	.0	0	0	.0	0	0	0	0	0	0	0
WEIZEL CITY TOTAL	19,447	13.26	258	38	14.72	0	4	1	6	111	120	15
NUMERICAL CHANGE 84	19,346	14.26	276	138	50.00	1	0	2	2	82	174	15
PERCENT CHANGE	101+	1.00-	18-	100-	35.28-	1-	4+	1-	4+	29+	54-	1+
	.5+	7.0-	6.5-	72.5-	70.6-	0	0	0	0	35.4+	31.0-	6.7+
RURAL	10,676	9.27	99	15	15.15	0	4	0	2	45	40	8
NUMERICAL CHANGE 84	10,502	9.23	97	33	34.02	1	0	1	0	32	55	8
PERCENT CHANGE	174+	.04+	2+	18-	18.87-	1-	4+	1-	0	13+	15-	0
	1.7+	.4+	2.1+	54.5-	55.5-	0	0	0	0	40.6+	27.3-	.0
SHERIFF	60	.00	0	0	.00	0	0	0	0	31	23	6
NUMERICAL CHANGE 84	41	2.43	1	1	2.43-	1-	0	0	0	20	19	1
PERCENT CHANGE	46.3+	2.43-	0	0	.0	0	0	0	0	11+	4+	5+
										55.0+	21.1+	500.0+
STATE POLICE 85	39	38.46	0	0	0	0	0	0	2	14	17	2
NUMERICAL CHANGE 84	56	57.14	0	0	0	0	0	0	0	12	36	7
PERCENT CHANGE	17-	18.68-	0	0	0	0	0	0	0	2+	19-	5-
	30.4-	53.1-							0	16.7+	52.8-	71.4-

IDENTIFIER	POPULATION	CRIME RATE	TOTAL OFFEN	TOTAL CLEARED	PERCENT CLEARED	MURDER	RAPE	ROBBERY	FEL ASHLT	BREAK ENTER	LARCENY THEFT	M/V THEFT
MUNICIPAL 85	8,771	18.12	159	23	14.46	0	0	1	4	66	80	8
NUMERICAL CHANGE 84	8,844	20.23	179	105	58.65	0	0	1	2	50	119	7
PERCENT CHANGE	73-	2.11-	20-	82-	44.19-	0	0	.0	2+	16+	39-	1+
	.8-	10.4-	11.2-	78.1-	75.3-			.0	100.0+	32.0+	32.8-	14.3+
HUNDRED PD 85	447	6.71	3	2	66.66	0	0	0	0	3	0	0
NUMERICAL CHANGE 84	451	.00	0	0	.00	0	0	0	0	0	0	0
PERCENT CHANGE	4-	6.71+	3+	2+	66.66+	0	0	0	0	3+	0	0
	.9-	.0	M	M	M					M		
NEW MARTINSVILLE PD 85	6,959	21.98	153	21	13.72	0	0	1	4	61	79	8
NUMERICAL CHANGE 84	7,017	25.50	179	105	58.65	0	0	1	2	50	119	7
PERCENT CHANGE	58-	3.52-	26-	84-	44.93-	0	0	.0	2+	11+	40-	1+
	.8-	13.8-	14.5-	80.0-	76.6-			.0	100.0+	22.0+	33.6-	14.3+
PINE GROVE PD 85	792	3.78	3	0	.00	0	0	0	0	2	1	0
NUMERICAL CHANGE 84	799	.00	0	0	.00	0	0	0	0	0	0	0
PERCENT CHANGE	7-	3.78+	3+	0	.00	0	0	0	0	2+	1+	0
	.9-	.0	M							M	M	
SMITHFIELD PD 85	277	.00	0	0	.00	0	0	0	0	0	0	0
NUMERICAL CHANGE 84	279	.00	0	0	.00	0	0	0	0	0	0	0
PERCENT CHANGE	2-	.00	0	0	.00	0	0	0	0	0	0	0
	.7-											
WIRT CITY TOTAL	5,157	11.05	57	28	49.12	0	5	0	3	29	17	3
NUMERICAL CHANGE 84	5,014	9.97	50	19	38.00	0	0	0	1	27	21	1
PERCENT CHANGE	143+	1.08+	7+	9+	11.12+	0	5+	0	2+	2+	4-	2+
	2.9+	10.8+	14.0+	47.4+	29.3+		M		200.0+	7.4+	19.0-	200.0+
RURAL 85	4,311	13.22	57	28	49.12	0	5	0	3	29	17	3
NUMERICAL CHANGE 84	4,161	12.01	50	19	38.00	0	0	0	1	27	21	1
PERCENT CHANGE	3.6+	10.1+	14.0+	47.4+	29.3+	0	5+	0	2+	2+	4-	2+
							M		200.0+	7.4+	19.0-	200.0+
SHERIFF 85	8	.00	0	0	.00	0	0	0	0	6	2	0
NUMERICAL CHANGE 84	2	1	1	1	50.00-	0	0	0	0	0	2	0
PERCENT CHANGE	6+	300.0+	M	M	50.00-	0	0	0	0	6+	0	0
STATE POLICE 85	49	28	28	28	57.14	0	5	0	3	23	15	3
NUMERICAL CHANGE 84	48	18	18	18	37.50	0	0	0	1	27	19	1
PERCENT CHANGE	2.1+	55.6+			52.4+	0	5+	0	2+	4-	4-	2+
							M		200.0+	14.8-	21.1-	200.0+
MUNICIPAL 85	846	.00	0	0	.00	0	0	0	0	0	0	0
NUMERICAL CHANGE 84	853	.00	0	0	.00	0	0	0	0	0	0	0
PERCENT CHANGE	7-	.00	0	0	.00	0	0	0	0	0	0	0
	.8-											

IDENTIFIER	POPULATION	CRIME RATE	TOTAL OFFEN	TOTAL CLEARED	PERCENT CLEARED	MURDER	RAPE	ROBBERY	FEL ASHLT	BREAK ENTER	LARGENY THEFT	M/V THEFT
ELIZABETH PD	846	.00	0	0	.00	0	0	0	0	0	0	0
NUMERICAL CHANGE	853	.00	0	0	.00	0	0	0	0	0	0	0
PERCENT CHANGE	7-	.00	0	0	.00	0	0	0	0	0	0	0
.8-												
WOOD CTY	92,233	31.16	2875	856	29.77	4	20	43	62	829	1781	136
TOTAL	93,026	34.28	3192	715	22.39	3	24	39	67	874	2016	169
NUMERICAL CHANGE	793-	3.12-	317-	141+	7.38+	1+	4-	4+	5-	45-	235-	33-
PERCENT CHANGE	.9-	9.1-	9.9-	19.7+	33.0+	33.3+	16.7-	10.3+	7.5-	5.1-	11.7-	19.5-
RURAL	38,590	11.84	457	58	12.69	1	4	6	5	145	268	28
NUMERICAL CHANGE	38,936	15.30	596	73	12.24	2	7	7	5	203	343	29
PERCENT CHANGE	346-	3.46-	139-	15-	45+	1-	3-	1-	0	58-	75-	1-
.9-												
SHERIFF	85	324	20	6.17	0	1	1	1	3	96	208	15
NUMERICAL CHANGE	84	360	5	1.38	1	1	1	1	1	113	212	9
PERCENT CHANGE	10.0-	10.0-	500.0+	347.1+	50.0-	50.0-	50.0-	200.0+	15.0-	10.3-	66.7+	6+
STATE POLICE	85	133	38	28.57	1	3	5	2	49	60	13	13
NUMERICAL CHANGE	84	236	68	28.81	1	5	5	4	90	111	20	20
PERCENT CHANGE	43.6-	43.6-	44.1-	.8-	0	40.0-	0	2-	41-	51-	7-	7-
MUNICIPAL	53,643	45.07	2418	798	33.00	3	16	37	57	684	1513	108
NUMERICAL CHANGE	54,090	47.97	2596	642	24.73	1	17	32	62	671	1673	140
PERCENT CHANGE	447-	2.90-	178-	156+	6.27+	2+	1-	5+	5-	13+	160-	32-
.8-												
PARKERSBURG PD	39,045	54.03	2110	687	32.55	2	14	37	42	646	1272	97
NUMERICAL CHANGE	39,370	57.60	2268	594	24.42	1	17	31	49	640	1403	127
PERCENT CHANGE	325-	3.57-	158-	133+	8.13+	1+	3-	6+	7-	6+	131-	30-
.8-												
VIENNA PD	11,506	24.24	279	105	37.63	0	1	0	14	36	220	8
NUMERICAL CHANGE	11,602	24.65	286	86	30.06	0	0	0	12	28	233	12
PERCENT CHANGE	.8-	1.7-	2.4-	22.1+	25.2+	0	1+	1-	2+	8+	13-	4-
WILLIAMSTOWN PD	3,092	9.37	29	6	20.68	1	1	0	1	2	21	3
NUMERICAL CHANGE	3,118	13.46	42	2	4.76	0	0	0	1	3	37	1
PERCENT CHANGE	26-	4.09-	13-	4+	15.92+	1+	1+	0	0	1-	16-	2+
.8-												
WYOMING CTY	35,207	13.09	461	135	29.28	5	0	3	64	138	185	66
NUMERICAL CHANGE	35,865	7.02	252	70	27.77	2	1	0	10	93	112	34
PERCENT CHANGE	1.8-	86.5+	82.9+	92.9+	5.4+	150.0+	1-	3+	54+	45+	73+	32+
.8-												

IDENTIFIER	POPULATION	CRIME RATE	TOTAL OFFEN	TOTAL CLEARED	PERCENT CLEARED	MURDER	RAPE	ROBBERY	FEL ASHLT	BREAK ENTER	LARCENY THEFT	M/V THEFT
RURAL	29,193	12.91	377	99	26.25	5	0	3	60	119	137	53
NUMERICAL CHANGE	29,801	5.70	170	39	22.94	2	1	0	7	62	75	23
PERCENT CHANGE	2.0-	7.21+	207+	60+	3.31+	3+	1-	3+	53+	57+	62+	30+
		126.5+	121.8+	153.8+	14.4+	150.0+			757.1+	91.9+	82.7+	130.4+
SHERIFF			247	64	25.91	4	0	3	46	85	78	31
NUMERICAL CHANGE			0	0	.00	0	0	0	0	0	0	0
PERCENT CHANGE			247+	64+	25.91+	4+	0	3+	46+	85+	78+	31+
STATE POLICE			130	35	26.92	1	0	0	14	34	59	22
NUMERICAL CHANGE			170	39	22.94	2	1	0	7	62	75	23
PERCENT CHANGE			40-	4-	3.98+	1-	1-	0	7+	28-	16-	1-
			23.5-	10.3-	17.3+	50.0-			100.0+	45.2-	21.3-	4.3-
MUNICIPAL	6,014	13.96	84	36	42.85	0	0	0	4	19	48	13
NUMERICAL CHANGE	6,064	13.52	82	31	37.80	0	0	0	3	31	37	11
PERCENT CHANGE	.8-	.44+	2+	5+	5.05+	0	0	0	1+	12-	11+	2+
		3.3+	2.4+	16.1+	13.4+				33.3+	38.7-	29.7+	18.2+
MULLENS PD	2,729	8.42	23	10	43.47	0	0	0	0	0	20	3
NUMERICAL CHANGE	2,752	10.17	28	22	78.57	0	0	0	2	9	13	4
PERCENT CHANGE	.8-	1.75-	5-	12-	35.10-	0	0	0	2-	9-	17+	1-
		17.2-	17.9-	54.5-	44.7-						53.8+	25.0-
PINEVILLE PD	1,126	7.10	8	4	50.00	0	0	0	2	5	0	1
NUMERICAL CHANGE	1,135	9.69	11	2	18.18	0	0	0	0	8	2	1
PERCENT CHANGE	.8-	2.59-	3-	2+	31.82+	0	0	0	2+	3-	2-	0
		26.7-	27.3-	100.0+	175.0+					37.5-		.0
OCEANA PD	2,159	24.54	53	22	41.50	0	0	0	2	14	28	9
NUMERICAL CHANGE	2,177	19.75	43	7	16.27	0	0	0	1	14	22	6
PERCENT CHANGE	.8-	4.79+	10+	15+	25.23+	0	0	0	1+	0	6+	3+
		24.3+	23.3+	214.3+	155.1+				100.0+	.0	27.3+	50.0+

PART I ARRESTS BY CHARGE AND AGENCY TYPE

The report in this section details the number of persons arrested for Part I Offenses for the reporting periods of 1984 and 1985. Definitions for each of the Part I Offenses may be found in this book in the Table of Contents under the category entitled "Classification of Offenses."

JAN THRU DEC 85-84

PAGE 2

PART I ARRESTS BY CHARGE AND AGENCY TYPE
JUVENILE ADULTS GRAND CRIMINAL HOMICIDE FORCIBLE ROBBERY AGGRAV BURGLARY LARCENY AUTO
TOTAL MURDER NEG MANSL RAPE ASSAULT THEFT

BERKELEY CTY TOTAL 85 97 246 343 0 0 2 13 7 9 20 54 2
84 124 197 321 5 0 1 21 9 14 44 57 7
CHANGE 27- 49+ 22+ 8- 9- 35- 79+ 1-

RURAL 85 34 60 94 0 0 2 7 7 9 20 54 2
84 39 94 133 2 0 0 9 9 14 44 57 7
CHANGE 5- 34- 39- 2- 5- 24- 3- 5-

SHERIFF 85 16 31 47 0 0 0 0 0 5 12 30 0
84 16 37 53 0 0 0 0 0 3 9 40 1
CHANGE 0 6- 6- 0 0 2+ 10- 1-

STATE POLICE 85 18 29 47 0 0 2 7 8 4 8 24 2
84 23 57 80 2 2 0 9 11 35 27 6
CHANGE 5- 28- 33- 2- 7- 27- 7+ 4-

MUNICIPAL 85 63 186 249 0 0 0 6 6 1 47 181 14
84 85 103 188 3 3 1 12 12 5 58 99 10
CHANGE 22- 83+ 61+ 3- 6- 4- 11- 82+ 4+

MARTINSBURG PD 85 63 186 249 0 0 0 6 6 1 47 181 14
84 85 103 188 3 3 1 12 12 5 58 99 10
CHANGE 22- 83+ 61+ 3- 6- 4- 11- 82+ 4+

BOONE CTY TOTAL 85 9 130 139 0 0 1 1 1 6 68 60 3
84 17 84 104 2 0 2 3 3 6 43 38 10
CHANGE 8- 43+ 35+ 2- 2- 0 22+ 7-

RURAL 85 9 120 129 0 0 1 1 1 3 65 56 3
84 12 67 79 2 2 2 2 2 5 35 27 6
CHANGE 3- 53+ 50+ 2- 1- 29+ 3- 5-

SHERIFF 85 0 54 54 0 0 0 1 1 0 20 33 0
84 0 7 7 0 0 0 0 0 0 4 3 0
CHANGE 0 47+ 47+ 0 0 1+ 30+ 0 0

STATE POLICE 85 9 66 75 0 0 1 0 0 3 45 23 3
84 12 60 72 2 2 2 2 2 5 31 24 6
CHANGE 3- 6+ 3+ 2- 1- 14+ 1- 3-

MUNICIPAL 85 0 10 10 0 0 0 0 0 3 3 4 0
84 5 20 25 0 0 0 1 1 1 8 11 4
CHANGE 5- 10- 15- 0 0 1- 7- 4- 4-

MADISON PD 85 0 4 4 0 0 0 0 0 1 3 0 0
84 0 11 11 0 0 0 1 1 0 3 5 2
CHANGE 0 7- 7- 0 0 1- 5- 0 2- 2-

JAN THRU DEC 85-84

PART I ARRESTS BY CHARGE AND AGENCY TYPE
 JUVENILE ADULTS GRAND TOTAL

PAGE 4

AGENCY TYPE
 CRIMINAL HOMICIDE FORCIBLE ROBBERY AGGRAV BURGLARY LARCENY
 MURDER NEG MANSL RAPE ASSAULT

AUTO THEFT

AGENCY	CHARGE	85	84	CHG	JUV	ADULTS	GRAND TOTAL	MURDER	NEG	MANSL	RAPE	ROBBERY	AGGRAV ASSAULT	BURGLARY	LARCENY	AUTO THEFT
SHERIFF		10	43	53	0	0	0	0	0	0	2	3	3	19	24	2
	CHANGE	4	52	56	0	0	0	0	0	0	1	2	13	15	23	2
		6+	9-	3-	0	0	0	0	0	0	1+	1+	10-	4+	1+	0
STATE POLICE		0	8	8	0	0	0	0	0	0	3	0	0	4	1	0
	CHANGE	0	4	4	0	0	0	0	0	0	0	0	0	1	2	1
		0	4+	4+	0	0	0	0	0	0	3+	0	0	3+	1-	1-
MUNICIPAL		7	6	13	0	0	0	0	0	0	0	0	1	3	9	0
	CHANGE	6	13	19	0	0	0	0	0	0	1	0	0	2	14	2
		1+	7-	6-	0	0	0	0	0	0	1-	0	1+	1+	5-	2-
FOLLANSBEE PD		0	0	0	0	0	0	0	0	0	0	0	0	0	0	0
	CHANGE	0	0	0	0	0	0	0	0	0	0	0	0	0	0	0
		0	0	0	0	0	0	0	0	0	0	0	0	0	0	0
WELLSBURG PD		4	6	10	0	0	0	0	0	0	0	0	1	0	9	0
	CHANGE	6	11	17	0	0	0	0	0	0	1	0	0	2	13	1
		2-	5-	7-	0	0	0	0	0	0	1-	0	1+	2-	4-	1-
BETHANY PD		3	0	3	0	0	0	0	0	0	0	0	0	3	0	0
	CHANGE	0	2	2	0	0	0	0	0	0	0	0	0	0	1	1
		3+	2-	1+	0	0	0	0	0	0	0	0	0	3+	1-	1-
CABELL CTY		278	1172	1550	4	0	0	0	0	0	23	51	367	171	810	24
	CHANGE	319	1017	1336	9	1	1	1	1	1	18	48	210	162	817	71
		41-	155+	114+	5-	1-	1-	1-	1-	1-	5+	3+	157+	9+	7-	47-
RURAL		27	186	213	1	0	0	0	0	0	4	6	57	41	95	9
	CHANGE	36	214	250	5	0	0	0	0	0	4	8	61	29	133	10
		9-	28-	37-	4-	0	0	0	0	0	0	2-	4-	12+	38-	1-
SHERIFF		5	128	133	0	0	0	0	0	0	4	4	44	13	67	2
	CHANGE	26	166	192	3	0	0	0	0	0	4	5	55	23	94	8
		21-	38-	59-	3-	0	0	0	0	0	0	2-	11-	10-	27-	6-
STATE POLICE		22	58	80	1	0	0	0	0	0	0	3	13	28	28	7
	CHANGE	10	48	58	2	0	0	0	0	0	0	3	6	6	39	2
		12+	10+	22+	1-	0	0	0	0	0	0	0	7+	22+	11-	5+
MUNICIPAL		251	986	1237	3	0	0	0	0	0	19	45	310	130	715	15
	CHANGE	283	803	1086	4	1	1	1	1	1	14	40	149	133	684	61
		32-	183+	151+	1-	1-	1-	1-	1-	1-	5+	5+	161+	3-	31+	46-
BARBOURSVILLE PD		33	35	68	0	0	0	0	0	0	1	0	1	0	65	1
	CHANGE	35	47	82	0	0	0	0	0	0	0	0	0	5	76	1
		2-	12-	14-	0	0	0	0	0	0	1+	0	1+	5-	11-	0
HUNTINGTON PD		216	945	1161	3	0	0	0	0	0	18	45	307	130	645	13
	CHANGE	238	743	981	4	1	1	1	1	1	14	40	148	119	598	37
		22-	202+	180+	1-	1-	1-	1-	1-	1-	4+	5+	159+	11+	67+	44-

PART I ARRESTS BY CHARGE AND AGENCY TYPE
 JUVENILE ADULTS GRAND CRIMINAL HOMICIDE FORCIBLE ROBBERY AGGRAV BURGLARY LARCENY AUTO
 TOTAL MURDER NEG MANSL RAPE ASSAULT

AGENCY	JUVENILE	ADULTS	GRAND	CRIMINAL	HOMICIDE	FORCIBLE	ROBBERY	AGGRAV	BURGLARY	LARCENY	AUTO
MILTON PD	1	3	4	0	0	0	0	0	0	3	1
CHANGE	3	6	9	0	0	0	0	0	3	3	3
MU SECURITY POLICE	2-	3-	5-	0	0	0	0	0	3-	0	2-
CHANGE	1	3	4	0	0	0	0	2	0	2	0
	7	7	14	0	0	0	0	1+	6-	7	0
	6-	4-	10-	0	0	0	0	1+	6-	5-	0

AGENCY	JUVENILE	ADULTS	GRAND	CRIMINAL	HOMICIDE	FORCIBLE	ROBBERY	AGGRAV	BURGLARY	LARCENY	AUTO
CALHOUN CTY	0	10	10	0	0	0	0	1	3	6	0
CHANGE	6	41	47	2	0	0	4	4	29	12	0
	6-	31-	37-	2-	0	0	0	3-	26-	6-	0

AGENCY	JUVENILE	ADULTS	GRAND	CRIMINAL	HOMICIDE	FORCIBLE	ROBBERY	AGGRAV	BURGLARY	LARCENY	AUTO
RURAL	0	10	10	0	0	0	0	1	3	6	0
CHANGE	6	41	47	2	0	0	4	4	29	12	0
	6-	31-	37-	2-	0	0	0	3-	26-	6-	0

AGENCY	JUVENILE	ADULTS	GRAND	CRIMINAL	HOMICIDE	FORCIBLE	ROBBERY	AGGRAV	BURGLARY	LARCENY	AUTO
SHERIFF	0	0	0	0	0	0	0	0	0	0	0
CHANGE	0	0	0	0	0	0	0	0	0	0	0

AGENCY	JUVENILE	ADULTS	GRAND	CRIMINAL	HOMICIDE	FORCIBLE	ROBBERY	AGGRAV	BURGLARY	LARCENY	AUTO
STATE POLICE	0	10	10	0	0	0	0	1	3	6	0
CHANGE	6	41	47	2	0	0	4	4	29	12	0
	6-	31-	37-	2-	0	0	0	3-	26-	6-	0

AGENCY	JUVENILE	ADULTS	GRAND	CRIMINAL	HOMICIDE	FORCIBLE	ROBBERY	AGGRAV	BURGLARY	LARCENY	AUTO
MUNICIPAL	0	0	0	0	0	0	0	0	0	0	0
CHANGE	0	0	0	0	0	0	0	0	0	0	0

AGENCY	JUVENILE	ADULTS	GRAND	CRIMINAL	HOMICIDE	FORCIBLE	ROBBERY	AGGRAV	BURGLARY	LARCENY	AUTO
GRANTSVILLE PD	0	0	0	0	0	0	0	0	0	0	0
CHANGE	0	0	0	0	0	0	0	0	0	0	0

AGENCY	JUVENILE	ADULTS	GRAND	CRIMINAL	HOMICIDE	FORCIBLE	ROBBERY	AGGRAV	BURGLARY	LARCENY	AUTO
CLAY CTY	6	59	65	1	0	1	2	14	15	30	2
CHANGE	32	126	158	0	0	7	2	30	79	30	10
	26-	67-	93-	1+	0	6-	0	16-	64-	0	8-

AGENCY	JUVENILE	ADULTS	GRAND	CRIMINAL	HOMICIDE	FORCIBLE	ROBBERY	AGGRAV	BURGLARY	LARCENY	AUTO
RURAL	6	59	65	1	0	1	2	14	15	30	2
CHANGE	32	126	158	0	0	7	2	30	79	30	10
	26-	67-	93-	1+	0	6-	0	16-	64-	0	8-

AGENCY	JUVENILE	ADULTS	GRAND	CRIMINAL	HOMICIDE	FORCIBLE	ROBBERY	AGGRAV	BURGLARY	LARCENY	AUTO
SHERIFF	0	11	11	0	0	0	1	0	2	2	0
CHANGE	0	15	15	0	0	0	1	1	12	2	0
	0	4-	4-	0	0	0	1+	1-	10-	6+	0

AGENCY	JUVENILE	ADULTS	GRAND	CRIMINAL	HOMICIDE	FORCIBLE	ROBBERY	AGGRAV	BURGLARY	LARCENY	AUTO
STATE POLICE	6	48	54	1	0	1	1	14	13	22	2
CHANGE	32	111	143	0	0	7	2	29	67	28	10
	26-	63-	89-	1+	0	6-	1-	15-	54-	6-	8-

PART I ARRESTS BY CHARGE AND AGENCY TYPE
 JUVENILE ADULTS GRAND CRIMINAL HOMICIDE FORCIBLE ROBBERY AGGRAV BURGULARY LARCENY AUTO
 TOTAL MURDER NEG MANSL RAPE ASSAULT

AGENCY	CHARGE	JUVENILE	ADULTS	GRAND	CRIMINAL	HOMICIDE	FORCIBLE	ROBBERY	AGGRAV	BURGULARY	LARCENY	AUTO THEFT
MUNICIPAL	85	0	0	0	0	0	0	0	0	0	0	0
	84	0	0	0	0	0	0	0	0	0	0	0
	CHANGE	0	0	0	0	0	0	0	0	0	0	0
CLAY PD	85	0	0	0	0	0	0	0	0	0	0	0
	84	0	0	0	0	0	0	0	0	0	0	0
	CHANGE	0	0	0	0	0	0	0	0	0	0	0
DODDRIDGE CTY TOTAL	85	5	11	16	0	1	1	0	0	8	4	2
	84	8	21	29	0	0	0	0	4	11	12	2
	CHANGE	3-	10-	13-	0	1+	1+	0	4-	3-	8-	0
RURAL	85	5	9	14	0	1	1	0	0	6	4	2
	84	6	20	26	0	0	0	0	3	10	11	2
	CHANGE	1-	11-	12-	0	1+	1+	0	3-	4-	7-	0
SHERIFF	85	2	2	4	0	0	0	0	0	2	2	0
	84	0	3	3	0	0	0	0	0	1	2	0
	CHANGE	2+	1-	1+	0	0	0	0	0	1+	0	0
STATE POLICE	85	3	7	10	0	1	1	0	0	4	2	2
	84	6	17	23	0	0	0	0	3	9	2	2
	CHANGE	3-	10-	13-	0	1+	1+	0	3-	5-	7-	0
MUNICIPAL	85	0	2	2	0	0	0	0	0	2	0	0
	84	2	1	3	0	0	0	0	1	1	1	0
	CHANGE	2-	1+	1-	0	0	0	0	1-	1+	1-	0
WEST UNION PD	85	0	2	2	0	0	0	0	0	2	0	0
	84	2	1	3	0	0	0	0	1	1	1	0
	CHANGE	2-	1+	1-	0	0	0	0	1-	1+	1-	0
FAYETTE CTY TOTAL	85	79	207	286	0	1	8	7	34	87	123	26
	84	79	355	434	8	1	7	18	42	139	196	23
	CHANGE	0	148-	148-	8-	0	1+	11-	8-	52-	73-	3+
RURAL	85	65	163	228	0	1	8	7	31	78	81	22
	84	52	239	291	4	1	7	16	41	129	78	15
	CHANGE	13+	76-	63-	4-	0	1+	9-	10-	51-	3+	7+
SHERIFF	85	31	94	125	0	1	5	6	27	39	41	6
	84	9	117	126	1	1	5	10	24	49	32	4
	CHANGE	22+	23-	1-	1-	0	0	4-	3+	10-	9+	2+
STATE POLICE	85	34	69	103	0	0	3	1	4	39	40	16
	84	43	122	165	3	0	2	6	17	60	46	11
	CHANGE	9-	53-	62-	3-	0	1+	5-	13-	41-	6-	5+

JAN THRU DEC 85-84

PART I ARRESTS BY CHARGE AND AGENCY TYPE

MUNICIPAL	85	84	CHANGE	JUVENILE	ADULTS	TOTAL	AGENCY TYPE							BURGLARY	LARCENY	AUTO THEFT
							PAGE	CRIMINAL	HOMICIDE	FORCIBLE	ROBBERY	AGGRAV	ASSAULT			
							TOTAL	MURDER	NEG MANSL	RAPE	ROBBERY	AGGRAV	ASSAULT	BURGLARY	LARCENY	AUTO THEFT
ANSTED PD	85	84	CHANGE	14	44	58	0	0	0	0	0	3	1	9	42	4
				27	116	143	4	4	0	0	2	2	2+	10	116	8
				13-	72-	85-	4-	4-	0	0	2-	1	2+	1-	76-	4-
FAYETTEVILLE PD	85	84	CHANGE	0	2	2	0	0	0	0	0	2	0	0	0	0
				0	1	1	0	0	0	0	0	0	0	1	0	0
				0	1+	1+	0	0	0	0	0	2+	2+	1-	0	0
MONTGOMERY PD	85	84	CHANGE	1	3	4	0	0	0	0	0	0	0	1	0	0
				5	3	8	0	0	0	0	1	0	0	2	1	4
				4-	3-	7-	0	0	0	0	1-	0	0	1-	1-	4-
MOUNT HOPE PD	85	84	CHANGE	1	14	15	0	0	0	0	0	0	0	1	14	0
				7	66	73	1	1	0	0	1	1	1	0	68	2
				6-	52-	58-	1-	1-	0	0	1-	1-	1-	1+	54-	2-
OAK HILL PD	85	84	CHANGE	7	4	11	0	0	0	0	0	1	1	3	4	3
				7	6	13	0	0	0	0	0	0	0	4	7	0
				0	2-	2-	0	0	0	0	0	1+	1+	3-	3-	3+
MEADOW BRIDGE PD	85	84	CHANGE	5	21	26	0	0	0	0	0	0	0	3	22	1
				5	39	44	3	3	0	0	0	0	0	1	39	1
				0	18-	18-	3-	3-	0	0	0	0	0	2+	17-	0
SMITHERS PD	85	84	CHANGE	0	0	0	0	0	0	0	0	0	0	0	0	0
				0	2	2	0	0	0	0	0	0	0	0	2	0
				0	0	0	0	0	0	0	0	0	0	0	0	0
				0	2+	2+	0	0	0	0	0	0	0	0	2+	0
PAX PD	85	84	CHANGE	0	0	0	0	0	0	0	0	0	0	0	0	0
				0	0	0	0	0	0	0	0	0	0	0	0	0
				0	0	0	0	0	0	0	0	0	0	0	0	0
W VA TECH SECURITY	85	84	CHANGE	0	1	1	0	0	0	0	0	0	0	1	0	0
				0	1	1	0	0	0	0	0	0	0	0	1	0
				0	0	0	0	0	0	0	0	0	0	1+	1-	0
GAULEY BRIDGE PD	85	84	CHANGE	0	0	0	0	0	0	0	0	0	0	0	0	0
				3	0	3	0	0	0	0	0	0	0	0	0	0
				3-	0	3-	0	0	0	0	0	0	0	0	2-	1-
GILMER CITY	85	84	CHANGE	23	23	23	0	0	0	0	0	5	5	4	13	1
				5	18	23	0	0	0	0	0	1	1	1	16	2
				5-	5+	0	0	0	0	0	1-	4+	4+	3+	5-	1-
RURAL	85	84	CHANGE	0	6	6	0	0	0	0	0	2	2	4	3	0
				0	7	7	0	0	0	0	1	1	1+	0	3	2
				0	1+	1+	0	0	0	0	1-	1+	1+	4+	1-	2-

JAN THRU DEC 85-84

PART I ARRESTS BY CHARGE AND AGENCY TYPE

PAGE 9
 AGENCY TYPE
 CRIMINAL HOMICIDE FORCIBLE ROBBERY AGGRAV ASSAULT BURGLARY LARCENY AUTO THEFT
 MURDER NEG MANSL RAPE
 GRAND TOTAL

AGENCY	85	84	CHANGE	JUVENILE	ADULTS	GRAND TOTAL	MURDER	NEG	MANSL	RAPE	FORCIBLE	ROBBERY	AGGRAV ASSAULT	BURGLARY	LARCENY	AUTO THEFT
RURAL	85	84	CHANGE	20	45	65	0	0	0	1	1	5	4	20	30	5
				16+	52	56	2	0	0	0	0	2	13	13	23	3
					7-	9+	2-	0	0	1+	0	3+	9-	7+	7+	2+
SHERIFF	85	84	CHANGE	0	9	9	0	0	0	0	0	1	1	1	3	3
				0	2	2	0	0	0	0	0	0	0	2	0	0
				0	7+	7+	0	0	0	0	0	1+	1+	1-	3+	3
STATE POLICE	85	84	CHANGE	20	36	56	0	0	0	1	1	4	3	19	27	2
				4	50	54	2	0	0	0	0	2+	13	11	23	3
				16+	14-	2+	2-	0	0	1+	0	2+	10-	8+	4+	1-
MUNICIPAL	85	84	CHANGE	7	2	9	0	0	0	0	0	0	1	8	0	0
				14	8	22	0	0	0	0	0	0	1+	10	0	0
				7-	6-	13-	0	0	0	0	0	0	1+	2-	7-	5-
LEWISBURG PD	85	84	CHANGE	4	1	5	0	0	0	0	0	0	1	4	0	0
				9	4	13	0	0	0	0	0	0	0	8	0	0
				5-	3-	8-	0	0	0	0	0	0	1+	4-	0	5-
RAINELLE PD	85	84	CHANGE	0	0	0	0	0	0	0	0	0	0	0	0	0
				0	0	0	0	0	0	0	0	0	0	0	0	0
				0	0	0	0	0	0	0	0	0	0	0	0	0
RONCEVERTE PD	85	84	CHANGE	0	0	0	0	0	0	0	0	0	0	0	0	0
				2	0	2	0	0	0	0	0	0	0	2	0	0
				2-	0	2-	0	0	0	0	0	0	0	2-	0	0
WHITE SULPHUR SPRINGS PD	85	84	CHANGE	3	1	4	0	0	0	0	0	0	0	4	0	0
				0	4	4	0	0	0	0	0	0	0	0	4	0
				3+	3-	0	0	0	0	0	0	0	0	4+	4-	0
QUINWOOD PD	85	84	CHANGE	0	0	0	0	0	0	0	0	0	0	0	0	0
				3	0	3	0	0	0	0	0	0	0	0	0	0
				3-	0	3-	0	0	0	0	0	0	0	0	3-	0
RUPERT PD	85	84	CHANGE	0	0	0	0	0	0	0	0	0	0	0	0	0
				0	0	0	0	0	0	0	0	0	0	0	0	0
				0	0	0	0	0	0	0	0	0	0	0	0	0
HAMPSHIRE CTY TOTAL	85	84	CHANGE	23	36	59	0	0	0	1	1	2	2	31	19	4
				16	79	95	0	0	0	0	0	4	11	46	31	3
				7+	43-	36-	0	0	0	1+	0	2-	9-	15-	12-	1+
RURAL	85	84	CHANGE	23	35	58	0	0	0	1	1	2	2	31	19	3
				16+	72	88	0	0	0	0	0	4	11	46	24	3
					37-	30-	0	0	0	1+	0	2-	9-	15-	5-	0
SHERIFF	85	84	CHANGE	6	3	9	0	0	0	0	0	0	0	6	3	0
				3	13	16	0	0	0	0	0	0	0	7	8	1
				3+	10-	7-	0	0	0	0	0	0	0	1-	5-	1-

JAN THRU DEC 85-84

PART I ARRESTS BY CHARGE AND AGENCY TYPE

PAGE 10

	JUVENILE	ADULTS	GRAND TOTAL	MURDER	CRIMINAL	HOMICIDE	FORCIBLE	ROBBERY	AGGRAV ASSAULT	BURGLARY	LARCENY	AUTO THEFT
STATE POLICE	17	32	49	0	0	0	1	2	2	25	16	3
CHANGE	13	59	72	0	0	0	1+	4	11	39	16	2
MUNICIPAL	0	1	1	0	0	0	0	0	0	0	0	1
CHANGE	0	7	7	0	0	0	0	0	0	0	7	0
ROMNEY PD	0	1	1	0	0	0	0	0	0	0	0	1
CHANGE	0	7	7	0	0	0	0	0	0	0	7	0
MANCOCK CTY	27	85	112	2	1	1	1	4	8	12	81	3
CHANGE	35	99	134	2	0	3	2-	0	7	37	84	1
RURAL	0	15	15	1	0	0	1	0	3	2	8	0
CHANGE	5	36	41	2	0	0	1-	0	5	19	13	0
SHERIFF	0	14	14	1	0	0	1	0	3	2	7	0
CHANGE	1	36	37	2	0	0	2	0	5	15	13	0
STATE POLICE	0	1	1	0	0	0	0	0	0	0	1	0
CHANGE	4	0	4	0	0	0	0	0	0	4	0	0
MUNICIPAL	27	70	97	1	1	1	0	4	5	10	73	3
CHANGE	30	63	93	0	0	0	1	0	2	18	71	1
CHESTER PD	0	1	1	0	0	0	0	0	0	0	0	0
CHANGE	0	4	4	0	0	0	0	0	0	4	0	0
WEIRTON PD	26	69	95	1	1	0	0	4	5	9	73	2
CHANGE	30	56	86	0	0	0	1	0	2	12	70	1
NEW CUMBERLAND PD	1	0	1	0	0	0	0	0	0	0	0	1
CHANGE	0	3	3	0	0	0	0	0	0	3	0	0
HARDY CTY	7	8	15	1	0	0	1	0	1	6	2	4
CHANGE	5	16	21	0	0	0	1	0	4	7	8	1
TOTAL	2+	8-	6-	1+	0	0	0	0	3-	1-	6-	3+

JAN THRU DEC 85-84

PAGE 12

PART I ARRESTS BY CHARGE AND AGENCY TYPE

AGENCY	CHARGE	ADULTS		TOTAL	MURDER	CRIMINAL	HOMICIDE	FORCIBLE	ROBBERY	AGGRAV	BURGLARY	LARCENY	AUTO
		JUVENILE	ADULTS										
SALEM PD	85	0	15	15	0	0	0	0	0	0	1	13	1
	84	5	10	15	0	0	0	0	0	0	0	10	0
	CHANGE	5-	10+	5+	0	0	0	0	0	0	1+	3+	1+
SHINNISTON PD	85	0	0	0	0	0	0	0	0	0	0	0	0
	84	0	0	0	0	0	0	0	0	0	0	0	0
	CHANGE	0	0	0	0	0	0	0	0	0	0	0	0
STONEHOOD PD	85	3	4	7	0	0	0	0	0	0	5	2	0
	84	2	0	2	0	0	0	0	0	0	0	2	0
	CHANGE	1+	4+	5+	0	0	0	0	0	0	5+	0	0
ANMOORE PD	85	1	0	1	0	0	0	0	0	0	1	0	0
	84	2	0	2	0	0	0	0	0	0	1	0	1
	CHANGE	1-	0	1-	0	0	0	0	0	0	0	0	1-
NUTTER FORT PD	85	6	16	22	0	0	0	0	2	0	1	18	1
	84	0	9	9	0	0	0	0	0	0	0	8	1
	CHANGE	6+	7+	13+	0	0	0	0	2+	0	1+	10+	0
LUMBERPORT PD	85	0	4	4	0	0	0	0	0	0	0	4	0
	84	2	2	4	0	0	0	0	0	0	4	0	0
	CHANGE	2-	2+	0	0	0	0	0	0	0	4-	4+	0
LOST CREEK PD	85	0	0	0	0	0	0	0	0	0	0	0	0
	84	0	0	0	0	0	0	0	0	0	0	0	0
	CHANGE	0	0	0	0	0	0	0	0	0	0	0	0
WEST MILFORD PD	85	0	0	0	0	0	0	0	0	0	0	0	0
	84	0	0	0	0	0	0	0	0	0	0	0	0
	CHANGE	0	0	0	0	0	0	0	0	0	0	0	0
JACKSON CTY TOTAL	85	18	94	112	1	0	0	0	1	10	48	41	9
	84	22	65	87	0	2	1	1	0	17	25	36	16
	CHANGE	4-	29+	25+	1+	2-	1+	1+	1+	3+	23+	5+	7-
RURAL	85	5	60	65	1	0	0	0	1	8	30	16	7
	84	5	32	37	0	2	2	0	0	6	20	15	4
	CHANGE	0	28+	28+	1+	2-	2-	2+	1+	2+	10+	11+	3+
SHERIFF	85	3	33	36	0	0	0	0	0	8	17	6	3
	84	3	20	23	0	2	0	0	0	6	10	3	2
	CHANGE	0	13+	13+	0	2-	2-	2+	0	2+	7+	3+	1+
STATE POLICE	85	2	27	29	1	0	0	0	1	0	13	10	4
	84	2	12	14	0	0	0	0	0	0	10	2	2
	CHANGE	0	15+	15+	1+	0	0	0	1+	0	3+	8+	2+
MUNICIPAL	85	13	34	47	0	0	0	0	0	2	18	25	2
	84	17	33	50	0	1	0	1	0	1	5	31	12
	CHANGE	4-	1+	3-	0	0	0	0	0	1+	13+	6-	10-

JAN THRU DEC 85-84

PART I ARRESTS BY CHARGE AND AGENCY TYPE

PAGE 13

	JUVENILE	ADULTS	GRAND TOTAL	MURDER	CRIMINAL	HOMICIDE	FORCIBLE	ROBBERY	AGGRAV	BURGLARY	LARCENY	AUTO THEFT

RAVENSHOOD PD	85	7	25	32	0	0	0	0	2	13	17	0
	84	13	27	40	0	0	0	0	1	4	28	7
CHANGE		6-	2-	8-	0	0	0	0	1+	9+	11-	7-
RIPLEY PD	85	6	9	15	0	0	0	0	0	5	8	2
	84	4	6	10	0	0	1	0	0	1	3	5
CHANGE		2+	3+	5+	0	0	1-	0	0	4+	5+	3-

JEFFERSON CTY TOTAL	85	106	131	237	1	1	0	3	17	77	120	18
	84	54	133	187	1	1	5	3	39	45	85	8
CHANGE		52+	2-	50+	0	0	5-	0	22-	32+	35+	10+

RURAL	85	53	74	127	0	1	0	0	12	56	46	12
	84	26	82	108	1	1	4	3	11	35	47	6
CHANGE		27+	8-	19+	1-	0	4-	3-	1+	21+	1-	6+

SHERIFF	85	0	8	8	0	0	0	0	7	1	0	0
	84	1	10	11	0	0	0	0	5	2	4	0
CHANGE		1-	2-	3-	0	0	0	0	2+	1-	4-	0

STATE POLICE	85	53	66	119	0	1	0	0	5	55	46	12
	84	25	72	97	1	1	4	3	6	33	43	6
CHANGE		28+	6-	22+	1-	0	4-	3-	1-	22+	3+	6+

MUNICIPAL	85	53	57	110	1	0	0	3	5	21	74	6
	84	28	51	79	0	0	1	0	28	10	38	2
CHANGE		25+	6+	31+	1+	0	1-	3+	23-	11+	36+	4+

CHARLES TOWN PD	85	29	50	79	1	0	0	1	5	6	61	5
	84	16	45	61	0	0	1	0	28	1	31	0
CHANGE		13+	5+	18+	1+	0	1-	1+	23-	5+	30+	5+

SHEPHERDSTOWN PD	85	0	0	0	0	0	0	0	0	0	0	0
	84	0	0	0	0	0	0	0	0	0	0	0
CHANGE		0	0	0	0	0	0	0	0	0	0	0

RANSON PD	85	9	3	12	0	0	0	1	0	10	0	1
	84	6	4	12	0	0	0	0	0	9	1	1
CHANGE		1+	1-	0	0	0	0	1+	0	1+	1-	1-

HARPERS FERRY PD	85	15	4	19	0	0	0	1	0	5	13	0
	84	4	2	6	0	0	0	0	0	0	6	0
CHANGE		11+	2+	13+	0	0	0	1+	0	5+	7+	0

KANAWHA CTY TOTAL	85	384	1362	1746	10	2	51	107	150	326	1042	58
	84	431	1295	1726	10	0	22	71	162	316	1045	90
CHANGE		47-	67+	20+	0	2+	29+	36+	12-	10+	13-	32-

PART I ARRESTS BY CHARGE AND GRAND TOTAL

AGENCY TYPE	CRIMINAL TYPE										BURLGLARY	LARCENY	AUTO THEFT
	JUVENILE	ADULTS	CHARGE	TOTAL	MURDER	NEG MANSL	HOMICIDE	FORCIBLE RAPE	ROBBERY	AGGRAV ASSAULT			
RURAL	85	114	486	600	4	0	0	21	40	81	199	223	32
	84	117	417	534	4	0	10	10	24	74	165	206	51
	CHANGE	3-	69+	66+	0	0	11+	11+	16+	7+	34+	17+	19-
SHERIFF	85	32	194	226	4	0	3	3	10	54	56	89	10
	84	17	144	161	1	0	2	2	11	42	29	61	15
	CHANGE	15+	50+	65+	3+	0	1+	1+	1-	12+	27+	28+	5-
STATE POLICE	85	82	292	374	0	0	18	18	30	27	143	134	22
	84	100	273	373	3	0	8	8	13	32	136	145	36
	CHANGE	18-	19+	1+	3-	0	10+	10+	17+	5-	7+	11-	14-
MUNICIPAL	85	270	876	1146	6	2	30	30	67	69	127	819	26
	84	314	878	1192	6	0	12	12	47	88	151	849	39
	CHANGE	44-	2-	46-	0	2+	18+	18+	20+	19-	24-	30-	15-
BELLE PD	85	1	1	2	0	0	0	0	0	0	2	0	0
	84	0	0	0	0	0	0	0	0	0	0	0	0
	CHANGE	1+	1+	2+	0	0	0	0	0	0	2+	0	0
CHARLESTON PD	85	234	698	932	5	2	27	27	62	57	97	662	20
	84	266	635	901	3	0	8	8	37	78	92	658	25
	CHANGE	32-	63+	31+	2+	2+	19+	19+	25+	21-	5+	4+	5-
DUNBAR PD	85	6	58	64	0	0	0	0	0	0	3	61	0
	84	3	110	113	0	0	0	0	2	2	3	106	0
	CHANGE	3+	52-	49-	0	0	0	0	2-	2-	0	45-	0
NITRO PD	85	3	15	18	1	0	1	1	0	0	2	13	1
	84	8	12	20	0	0	2	2	2	3	7	5	1
	CHANGE	5-	3+	2-	1+	0	1-	1-	2-	3-	5-	8+	0
ST ALBANS PD	85	11	49	60	0	0	0	0	2	1	10	45	2
	84	18	47	65	0	0	0	0	1	0	7	53	4
	CHANGE	7-	2+	5-	0	0	0	0	1+	1+	3+	8-	2-
SOUTH CHARLESTON PD	85	12	29	41	0	0	1	1	3	4	6	25	2
	84	3	57	60	3	0	0	0	4	4	24	23	2
	CHANGE	9+	28-	19-	3-	0	1+	1+	1-	0	18-	2+	0
CHESAPEAKE PD	85	0	0	0	0	0	0	0	0	0	0	0	0
	84	1	2	3	0	0	0	0	0	0	1	0	0
	CHANGE	1-	2-	3-	0	0	0	0	0	0	1-	0	2-
MARMET PD	85	0	0	0	0	0	0	0	0	0	0	0	0
	84	1	0	1	0	0	0	0	0	0	0	0	0
	CHANGE	1-	0	1-	0	0	0	0	0	0	0	0	1-
EAST BANK PD	85	0	0	0	0	0	0	0	0	0	0	0	0
	84	0	2	2	0	0	0	0	1	0	1	0	0
	CHANGE	0	2-	2-	0	0	0	0	1-	0	1-	0	0

PART I ARRESTS BY CHARGE AND AGENCY TYPE

AGENCY	JUVENILE	ADULTS	GRAND TOTAL	MURDER	CRIMINAL	HOMICIDE	FORCIBLE	ROBBERY	AGGRAV	BURGLARY	LARCENY	AUTO THEFT
GLASGOW PD	0	0	0	0	0	0	0	0	0	0	0	0
CHANGE	0	0	0	0	0	0	0	0	0	0	0	0
CLENDENIN PD	0	8	8	0	0	0	0	0	0	0	8	0
CHANGE	0	4	4	0	0	0	0	0	0	0	3	1
CEDAR GROVE PD	0	3	3	0	0	0	0	0	1	1	1	0
CHANGE	5	4	9	0	0	0	0	0	0	6	0	3
PRATT PD	2	0	2	0	0	0	0	0	0	1	0	1
CHANGE	2	0	2	0	0	0	0	0	0	0	0	0
HANDLEY PD	1	1	2	0	0	0	0	0	0	1	1	0
CHANGE	0	1	1	0	0	0	0	0	0	1	0	0
W VA ST COLLEGE SECURITY	0	14	14	0	0	1	1	0	6	4	3	0
CHANGE	8	5	13	0	0	2	1	0	1	9	1	0
LEWIS CITY TOTAL	5	40	45	2	0	1	3	3	3	6	27	3
CHANGE	5	40	45	2	0	4	2	1	1	7	27	4
RURAL	3	36	39	2	0	3	2	3	2	5	25	1
CHANGE	0	0	0	2	0	2	1	1	1	7	25	2
SHERIFF	3	28	31	1	0	0	3	3	1	3	22	1
CHANGE	0	24	24	0	0	0	1	1	1	4	17	1
STATE POLICE	0	8	8	1	0	0	0	0	0	1	5	0
CHANGE	3	12	15	1	0	3	2	0	1	2	3	0
MUNICIPAL	2	4	6	0	0	0	0	0	1	1	2	2
CHANGE	0	0	0	0	0	1	1	0	0	0	2	2
WESTON PD	2	4	6	0	0	0	0	0	1	1	2	2
CHANGE	0	0	0	0	0	1	1	1	0	0	2	0
LINCOLN CITY TOTAL	39	125	164	1	0	2	1	14	14	68	55	23
CHANGE	36	72	108	0	1	3	3	11	11	17	16	4

JAN THRU DEC 85-84

PAGE 16

PART I ARRESTS BY CHARGE AND AGENCY TYPE

	ADULTS		JUVENILE		TOTAL	MURDER	CRIMINAL	HOMICIDE	FORCIBLE	ROBBERY	AGGRAV	BURGLARY	LARCENY	AUTO THEFT
	ADULTS	JUVENILE	ADULTS	JUVENILE										
RURAL	85	39	125	164	1	0	2	1	14	1	14	68	55	23
CHANGE	84	3	53	56	1	1	3	3	11	3	11	17	16	4
		36+	72+	108+	0	1-	1-	2-	3+	2-	3+	51+	39+	19+
SHERIFF	85	0	19	19	0	0	0	0	3	0	3	2	9	5
CHANGE	84	0	15	15	0	0	1	0	7	0	2	2	4	1
		0	4+	4+	0	0	1-	0	4-	0	0	0	5+	4+
STATE POLICE	85	39	106	145	1	0	2	1	11	1	11	66	46	18
CHANGE	84	3	38	41	1	1	2	3	4	3	4	15	12	3
		36+	68+	104+	0	1-	0	2-	7+	2-	7+	51+	34+	15+
MUNICIPAL	85	0	0	0	0	0	0	0	0	0	0	0	0	0
CHANGE	84	0	0	0	0	0	0	0	0	0	0	0	0	0
		0	0	0	0	0	0	0	0	0	0	0	0	0
HAMLIN PD	85	0	0	0	0	0	0	0	0	0	0	0	0	0
CHANGE	84	0	0	0	0	0	0	0	0	0	0	0	0	0
		0	0	0	0	0	0	0	0	0	0	0	0	0

LOGAN CITY	TOTAL	ADULTS	JUVENILE	TOTAL	MURDER	CRIMINAL	HOMICIDE	FORCIBLE	ROBBERY	AGGRAV	BURGLARY	LARCENY	AUTO THEFT
85	45	122	167	2	0	3	14	22	40	22	40	70	16
CHANGE	84	48	103	151	0	2	6	17	66	17	66	54	4
		3-	19+	16+	0	1+	8+	5+	26-	5+	26-	16+	12+

RURAL	85	24	108	132	2	0	3	14	18	14	27	52	16
CHANGE	84	32	82	114	2	0	2	5	13	5	55	33	4
		8-	26+	18+	0	1+	9+	19+	28-	9+	28-	19+	12+
SHERIFF	85	0	47	47	1	0	0	9	7	9	5	20	5
CHANGE	84	0	10	10	0	1	2	3	2	2	2	2	0
		0	37+	37+	1+	0	1-	4+	4+	7+	3+	18+	5+

STATE POLICE	85	24	61	85	1	0	3	5	11	5	22	32	11
CHANGE	84	32	72	104	2	0	1	3	10	3	53	31	4
		8-	11-	19-	1-	0	2+	2+	1+	2+	31-	1+	7+

MUNICIPAL	85	21	14	35	0	0	0	0	4	0	13	18	0
CHANGE	84	16	21	37	0	0	0	1	4	0	11	21	0
		5+	7-	2-	0	0	0	1-	0	0	2+	3-	0

LOGAN PD	85	18	11	29	0	0	0	0	4	0	8	17	0
CHANGE	84	12	10	22	0	0	0	1	3	0	3	15	0
		6+	1+	7+	0	0	0	1-	1+	0	5+	2+	0

MAN PD	85	0	0	0	0	0	0	0	0	0	0	0	0
CHANGE	84	0	4	4	0	0	0	0	0	0	0	1	0
		0	4-	4-	0	0	0	0	0	0	0	1-	0

CHAPMANVILLE PD	85	3	3	6	0	0	0	0	0	0	5	1	0
CHANGE	84	4	7	11	0	0	0	0	1	0	5	3	0
		1-	4-	5-	0	0	0	0	1-	0	5	4-	0

JAN THRU DEC 85-84

PART I ARRESTS BY CHARGE AND AGENCY TYPE

PAGE 17
 GRAND CRIMINAL HOMICIDE FORCIBLE ROBBERY AGGRAV BURGULARY LARCENY AUTO
 JUVENILE ADULTS MURDER NEG MANSL RAPE ASSAULT THEFT

AGENCY	TOTAL	JUVENILE	ADULTS	GRAND	CRIMINAL	HOMICIDE	FORCIBLE	ROBBERY	AGGRAV	BURGULARY	LARCENY	AUTO
MCDONWELL CTY	85	23	61	84	3	0	1	4	19	36	19	2
	84	23	91	114	5	0	7	5	20	40	32	5
	CHANGE	0	30-	30-	2-	0	6-	1-	1-	4-	13-	3-
RURAL	85	23	48	71	3	0	1	3	17	32	14	1
	84	21	71	92	5	0	7	3	16	31	26	4
	CHANGE	2+	23-	21-	2-	0	6-	0	1+	1+	12-	3-
SHERIFF	85	0	0	0	0	0	0	0	0	0	0	0
	84	0	0	0	0	0	0	0	0	0	0	0
	CHANGE	0	0	0	0	0	0	0	0	0	0	0
STATE POLICE	85	23	48	71	3	0	1	3	17	32	14	1
	84	21	71	92	5	0	7	3	16	31	26	4
	CHANGE	2+	23-	21-	2-	0	6-	0	1+	1+	12-	3-
MUNICIPAL	85	0	13	13	0	0	0	1	2	4	5	1
	84	2	20	22	0	0	0	2	4	9	6	1
	CHANGE	2-	7-	9-	0	0	0	1-	2-	5-	1-	0
KEYSTONE PD	85	0	0	0	0	0	0	0	0	0	0	0
	84	0	1	1	0	0	0	0	0	1	0	0
	CHANGE	0	1-	1-	0	0	0	0	0	1-	0	0
WAR PD	85	0	0	0	0	0	0	0	0	0	0	0
	84	0	0	0	0	0	0	0	0	0	0	0
	CHANGE	0	0	0	0	0	0	0	0	0	0	0
WELCH PD	85	0	4	4	0	0	0	1	0	0	3	0
	84	2	10	12	0	0	0	1	0	7	4	0
	CHANGE	2-	6-	8-	0	0	0	0	0	7-	1-	0
ANANALT PD	85	0	0	0	0	0	0	0	0	0	0	0
	84	0	0	0	0	0	0	0	0	0	0	0
	CHANGE	0	0	0	0	0	0	0	0	0	0	0
GARY PD	85	0	0	0	0	0	0	0	0	0	0	0
	84	0	1	1	0	0	0	0	0	1	0	0
	CHANGE	0	1-	1-	0	0	0	0	0	1-	0	0
NORTH FORK PD	85	0	3	3	0	0	0	0	0	1	1	1
	84	0	3	3	0	0	0	1	0	0	2	0
	CHANGE	0	0	0	0	0	0	1-	0	1+	1-	1+
DAVY PD	85	0	1	1	0	0	0	0	1	0	0	0
	84	0	0	0	0	0	0	0	0	0	0	0
	CHANGE	0	1+	1+	0	0	0	0	1+	0	0	0
KIMSALL PD	85	0	4	4	0	0	0	0	1	3	0	0
	84	0	4	4	0	0	0	0	1	0	0	0
	CHANGE	0	0	0	0	0	0	0	0	3-	0	0

JAN THRU DEC 85-84

PAGE 18

PART I ARRESTS BY CHARGE AND AGENCY TYPE

	JUVENILE	ADULTS	GRAND TOTAL	MURDER	CRIMINAL	HOMICIDE	FORCIBLE	ROBBERY	AGGRAV	BURGLARY	LARCENY	AUTO THEFT
IEAGER PD	85	0	1	0	0	0	0	0	0	0	1	0
	84	1	1	0	0	0	0	0	0	0	0	1
CHANGE	0	0	0	0	0	0	0	0	0	0	1+	1-
BRADSHAW PD	85	0	0	0	0	0	0	0	0	0	0	0
	84	0	0	0	0	0	0	0	0	0	0	0
CHANGE	0	0	0	0	0	0	0	0	0	0	0	0
MARION CITY TOTAL	85	57	253	3	0	14	13	47	83	135	135	15
	84	97	323	3	0	8	13	34	128	193	193	41
CHANGE	40-	70-	110-	0	0	6+	0	13+	45-	58-	58-	26-
RURAL	85	29	117	0	0	8	7	25	42	54	54	10
	84	60	161	1	0	3	4	19	30	91	91	23
CHANGE	31-	44-	75-	1-	0	5+	3+	6+	38-	37-	37-	13-
SHERIFF	85	12	76	0	0	6	5	22	20	30	30	5
	84	15	117	1	0	2	4	16	49	49	49	11
CHANGE	3-	41-	44-	1-	0	4+	1+	6+	29-	19-	19-	6-
STATE POLICE	85	17	41	0	0	2	2	3	22	24	24	5
	84	45	44	0	0	1	0	3	31	42	42	12
CHANGE	28-	3-	31-	0	0	1+	2+	0	9-	18-	18-	7-
MUNICIPAL	85	28	136	3	0	6	6	22	41	81	81	5
	84	37	162	2	0	5	9	15	48	102	102	18
CHANGE	9-	26-	35-	1+	0	1+	3-	7+	7-	21-	21-	13-
FAIRMONT PD	85	27	132	3	0	6	6	22	39	79	79	4
	84	37	157	1	0	5	4	14	46	102	102	18
CHANGE	10-	25-	35-	2+	0	1+	2-	8+	7-	23-	23-	14-
MANNINGTON PD	85	0	3	0	0	0	0	0	2	1	1	0
	84	0	3	1	0	0	1	1	0	0	0	0
CHANGE	0	0	0	1-	0	0	1-	1-	2+	1+	1+	0
RIVESVILLE PD	85	0	0	0	0	0	0	0	0	0	0	0
	84	0	0	0	0	0	0	0	0	0	0	0
CHANGE	0	0	0	0	0	0	0	0	0	0	0	0
MONONGAH PD	85	0	0	0	0	0	0	0	0	0	0	0
	84	0	0	0	0	0	0	0	0	0	0	0
CHANGE	0	0	0	0	0	0	0	0	0	0	0	0
FAIRVIEW PD	85	1	0	0	0	0	0	0	0	0	0	1
	84	0	1	0	0	0	0	0	1	0	0	0
CHANGE	1+	1-	0	0	0	0	0	0	1-	0	0	1+
FARMINGTON PD	85	0	0	0	0	0	0	0	0	0	0	0
	84	0	1	0	0	0	0	0	0	0	0	0
CHANGE	0	1-	1-	0	0	0	0	0	0	1-	0	0

JAN THRU DEC 85-84

PAGE 19

PART I ARRESTS BY CHARGE AND AGENCY TYPE

CHARGE	JUVENILE	ADULTS	GRAND TOTAL	MURDER	HEG	MANSL	RAPE	ROBBERY	AGGRAV ASSAULT	BURGLARY	LARCENY	AUTO THEFT
GRANT TOWN PD	0	1	1	0	0	0	0	0	0	0	1	0
85	0	0	0	0	0	0	0	0	0	0	0	0
84	0	1+	1+	0	0	0	0	0	0	0	0	0
CHANGE	0	1+	1+	0	0	0	0	0	0	0	1+	0
WORTHINGTON PD	0	0	0	0	0	0	0	0	0	0	0	0
85	0	0	0	0	0	0	0	0	0	0	0	0
84	0	0	0	0	0	0	0	0	0	0	0	0
CHANGE	0	0	0	0	0	0	0	0	0	0	0	0
MARSHALL CTY TOTAL	31	160	191	1	0	1	1	2	15	39	122	11
85	48	232	280	3	0	1	1	2	15	43	153	15
84	17-	24-	41-	2-	0	0	0	0	0	4-	31-	4-
CHANGE	17-	24-	41-	2-	0	0	0	0	0	4-	31-	4-
RURAL	6	47	53	1	0	1	1	0	12	14	18	7
85	7	62	69	3	0	0	0	0	11	22	25	7
84	1-	15-	16-	2-	0	0	0	0	1+	8-	7-	0
CHANGE	1-	15-	16-	2-	0	0	0	0	1+	8-	7-	0
SHERIFF	0	32	32	1	0	1	1	0	7	8	14	1
85	0	25	25	0	0	0	0	0	0	11	13	1
84	0	7+	7+	1+	0	1+	1+	0	7+	3-	1+	0
CHANGE	0	7+	7+	1+	0	1+	1+	0	7+	3-	1+	0
STATE POLICE	6	15	21	0	0	0	0	0	5	6	4	6
85	7	37	44	3	0	1	1	0	11	11	12	6
84	1-	22-	23-	3-	0	0	0	0	6-	5-	8-	0
CHANGE	1-	22-	23-	3-	0	0	0	0	6-	5-	8-	0
MUNICIPAL	25	113	138	0	0	0	0	2	3	25	104	4
85	41	122	163	0	0	0	0	2	4	21	128	8
84	16-	9-	23-	0	0	0	0	0	1-	4+	24-	4-
CHANGE	16-	9-	23-	0	0	0	0	0	1-	4+	24-	4-
BENWOOD PD	6	50	56	0	0	0	0	0	0	4	52	0
85	6	54	60	0	0	0	0	0	0	1	58	1
84	0	4-	4-	0	0	0	0	0	0	3+	6-	1-
CHANGE	0	4-	4-	0	0	0	0	0	0	3+	6-	1-
CAMERON PD	4	0	4	0	0	0	0	0	0	4	0	0
85	0	0	0	0	0	0	0	0	0	0	0	0
84	4+	0	4+	0	0	0	0	0	0	4+	0	0
CHANGE	4+	0	4+	0	0	0	0	0	0	4+	0	0
GLEN DALE PD	1	1	2	0	0	0	0	0	1	0	1	0
85	6	5	11	0	0	0	0	0	0	2	8	1
84	5-	4-	9-	0	0	0	0	0	1+	2-	7-	1-
CHANGE	5-	4-	9-	0	0	0	0	0	1+	2-	7-	1-
MCMECHEN PD	0	2	2	0	0	0	0	0	0	0	2	0
85	0	0	0	0	0	0	0	0	0	0	0	0
84	0	2+	2+	0	0	0	0	0	0	0	2+	0
CHANGE	0	2+	2+	0	0	0	0	0	0	0	2+	0
MOUNDSVILLE PD	14	60	74	0	0	0	0	2	2	17	49	4
85	29	63	92	0	0	0	0	2	4	18	62	6
84	15-	3-	18-	0	0	0	0	0	2-	1-	13-	2-
CHANGE	15-	3-	18-	0	0	0	0	0	2-	1-	13-	2-
MASON CTY TOTAL	50	120	170	1	0	0	0	2	7	40	59	11
85	27	100	127	3	0	0	0	2	14	40	56	12
84	23+	30-	7-	2-	0	0	0	0	7-	0	3+	1-
CHANGE	23+	30-	7-	2-	0	0	0	0	7-	0	3+	1-

JAN THRU DEC 85-84

PART I ARRESTS BY CHARGE AND AGENCY TYPE
 GRAND CRIMINAL HOMICIDE FORCIBLE ROBBERY AGGRAV BURGLARY LARCENY AUTO
 JUVENILE ADULTS MURDER NEG MANSL RAPE ASSAULT

PAGE 20

AGENCY	CHARGE	JUVENILE	ADULTS	GRAND TOTAL	MURDER	NEG MANSL	HOMICIDE	FORCIBLE RAPE	ROBBERY	AGGRAV ASSAULT	BURGLARY	LARCENY	AUTO THEFT
RURAL	85	27	46	73	1	0	0	0	1	7	25	29	10
	84	23	56	79	2	0	0	0	2	11	28	25	11
	CHANGE	4+	10-	6-	1-	0	0	0	1-	4-	3-	4+	1-
SHERIFF	85	18	26	44	0	0	0	0	1	0	17	20	6
	84	21	33	54	0	0	0	0	0	10	16	20	8
	CHANGE	3-	7-	10-	0	0	0	0	1+	10-	1+	0	2-
STATE POLICE	85	9	20	29	1	0	0	0	0	7	8	9	4
	84	2	23	25	2	0	0	0	2	1	12	5	3
	CHANGE	7+	3-	4+	1-	0	0	0	2-	6+	4-	4+	1+
MUNICIPAL	85	23	24	47	0	0	0	0	1	0	15	30	1
	84	4	44	48	1	0	0	0	0	3	12	31	1
	CHANGE	19+	20-	1-	1-	0	0	0	1+	3-	3+	1-	0
POINT PLEASANT PD	85	23	22	45	0	0	0	0	1	0	15	28	1
	84	4	39	43	1	0	0	0	0	3	10	28	1
	CHANGE	19+	17-	2+	1-	0	0	0	1+	3-	5+	0	0
NEW HAVEN PD	85	0	2	2	0	0	0	0	0	0	0	2	0
	84	0	1	1	0	0	0	0	0	0	1	0	0
	CHANGE	0	1+	1+	0	0	0	0	0	0	1-	2+	0
MASON PD	85	0	0	0	0	0	0	0	0	0	0	0	0
	84	0	4	4	0	0	0	0	0	0	1	3	0
	CHANGE	0	4-	4-	0	0	0	0	0	0	1-	3-	0
HENDERSON PD	85	0	0	0	0	0	0	0	0	0	0	0	0
	84	0	0	0	0	0	0	0	0	0	0	0	0
	CHANGE	0	0	0	0	0	0	0	0	0	0	0	0
HARTFORD PD	85	0	0	0	0	0	0	0	0	0	0	0	0
	84	0	0	0	0	0	0	0	0	0	0	0	0
	CHANGE	0	0	0	0	0	0	0	0	0	0	0	0
LEON PD	85	0	0	0	0	0	0	0	0	0	0	0	0
	84	0	0	0	0	0	0	0	0	0	0	0	0
	CHANGE	0	0	0	0	0	0	0	0	0	0	0	0

MERCER CITY	85	78	380	458	10	0	0	6	22	73	116	215	16
	84	85	352	437	3	0	0	0	28	70	142	159	35
	CHANGE	7-	28+	21+	7+	0	0	0	6-	3+	26-	56+	19-

RURAL	85	13	222	235	4	0	0	2	7	46	47	123	6
	84	38	248	286	2	0	0	0	15	50	92	100	27
	CHANGE	25-	26-	51-	2+	0	0	0	8-	4-	45-	23+	21-
SHERIFF	85	6	189	195	3	0	0	2	7	39	21	120	3
	84	13	202	215	2	0	0	0	4	44	53	88	24
	CHANGE	7-	13-	20-	1+	0	0	0	3+	5-	32-	32+	21-

JAN THRU DEC 85-84

PAGE 21

PART I ARRESTS BY CHARGE AND AGENCY TYPE

CHARGE	JUVENILE	ADULTS	GRAND TOTAL	MURDER	CRIMINAL	HOMICIDE	FORCIBLE	ROBBERY	AGGRAV ASSAULT	BURGLARY	LARCENY	AUTO THEFT
STATE POLICE 85	7	33	40	1	0	0	0	0	7	26	3	3
84	25	46	71	0	0	0	0	11	6	39	12	3
CHANGE	18-	13-	31-	1+	0	0	0	11-	1+	13-	9-	0
MUNICIPAL 85	65	150	223	6	0	4	4	15	27	69	92	10
84	47	104	151	1	0	0	0	13	20	50	59	8
CHANGE	16+	54+	72+	5+	0	0	4+	2+	7+	19+	33+	2+
ATHENS PD 85	2	1	3	0	0	0	0	0	0	3	0	0
84	3	2	5	0	0	0	0	1	0	3	1	0
CHANGE	1-	1-	2-	0	0	0	0	1-	0	0	1-	0
BLUEFIELD PD 85	15	67	82	4	0	2	2	9	20	23	18	6
84	12	32	44	1	0	0	0	3	17	14	2	7
CHANGE	3+	35+	38+	3+	0	0	2+	6+	3+	9+	16+	1-
PRINCETON PD 85	45	90	135	2	0	0	0	6	7	40	74	4
84	32	65	97	0	0	0	0	9	3	30	54	1
CHANGE	13+	25+	38+	2+	0	0	2+	3-	4+	10+	20+	3+
MATOAKA PD 85	3	0	3	0	0	0	0	0	0	3	0	0
84	0	5	5	0	0	0	0	0	0	3	2	0
CHANGE	3+	5-	2-	0	0	0	0	0	0	0	2-	0
BRAMWELL PD 85	0	0	0	0	0	0	0	0	0	0	0	0
84	0	0	0	0	0	0	0	0	0	0	0	0
CHANGE	0	0	0	0	0	0	0	0	0	0	0	0
CONCORD COL SECURITY 85	0	0	0	0	0	0	0	0	0	0	0	0
84	0	0	0	0	0	0	0	0	0	0	0	0
CHANGE	0	0	0	0	0	0	0	0	0	0	0	0
BLUEFIELD ST SECURITY 85	0	0	0	0	0	0	0	0	0	0	0	0
84	0	0	0	0	0	0	0	0	0	0	0	0
CHANGE	0	0	0	0	0	0	0	0	0	0	0	0
MINERAL CTY TOTAL	28	36	64	0	0	0	0	0	3	21	36	2
85	27	63	90	0	0	0	0	0	2	30	54	4
84	21+	27-	26-	0	0	0	0	0	1+	9-	16-	2-
CHANGE	1+	27-	26-	0	0	0	0	0	1+	9-	16-	2-
RURAL 85	25	23	48	0	0	0	0	0	3	19	24	2
84	16	33	49	0	0	0	0	0	1	26	21	1
CHANGE	9+	10-	1-	0	0	0	0	0	2+	7-	3+	1+
SHERIFF 85	2	7	9	0	0	0	0	0	0	4	4	1
84	0	9	9	0	0	0	0	0	0	1	7	1
CHANGE	2+	2-	0	0	0	0	0	0	0	3+	3-	0
STATE POLICE 85	23	16	39	0	0	0	0	0	3	15	20	1
84	16	24	40	0	0	0	0	0	1	25	14	0
CHANGE	7+	8-	1-	0	0	0	0	0	2+	10-	6+	1+

JAN THRU DEC 85-84

PART I ARRESTS BY CHARGE AND AGENCY TYPE

PAGE 22

	JUVENILE	ADULTS	GRAND TOTAL	MURDER	CRIMINAL	HOMICIDE	FORCIBLE RAPE	ROBBERY	AGGRAV ASSAULT	BURGLARY	LARCENY	AUTO THEFT
MUNICIPAL	3	13	16	0	0	0	0	0	0	2	14	0
84	11	30	41	0	0	0	0	0	1	4	33	3
CHANGE	8-	17-	25-	0	0	0	0	0	1-	2-	19-	3-
KEYSER PD	2	10	12	0	0	0	0	0	0	2	10	0
84	11	28	39	0	0	0	0	0	0	4	32	3
CHANGE	9-	18-	27-	0	0	0	0	0	0	2-	22-	3-
PIEDMONT PD	1	3	4	0	0	0	0	0	0	0	4	0
84	0	2	2	0	0	0	0	1	1	0	1	0
CHANGE	1+	1+	2+	0	0	0	0	0	1-	0	3+	0
RIDGELEY PD	0	0	0	0	0	0	0	0	0	0	0	0
84	0	0	0	0	0	0	0	0	0	0	0	0
CHANGE	0	0	0	0	0	0	0	0	0	0	0	0
ELK GARDEN PD	0	0	0	0	0	0	0	0	0	0	0	0
84	0	0	0	0	0	0	0	0	0	0	0	0
CHANGE	0	0	0	0	0	0	0	0	0	0	0	0
POTOMAC ST SECURITY	0	0	0	0	0	0	0	0	0	0	0	0
84	0	0	0	0	0	0	0	0	0	0	0	0
CHANGE	0	0	0	0	0	0	0	0	0	0	0	0
MININGO CTY TOTAL	19	217	236	5	0	0	1	16	36	55	96	27
84	19	287	306	6	4	4	4	12	76	62	112	34
CHANGE	0	70-	70-	1-	0	0	3-	4+	40-	7-	16-	7-
RURAL	10	183	193	5	0	0	1	15	25	46	78	23
84	9	238	247	5	0	0	2	8	69	53	78	32
CHANGE	1+	55-	54-	0	0	0	1-	7+	44-	7-	0	9-
SHERIFF	0	124	124	0	0	0	0	9	10	27	59	19
84	0	178	178	1	0	0	0	5	52	33	65	22
CHANGE	0	54-	54-	1-	0	0	0	4+	42-	6-	6-	3-
STATE POLICE	10	59	69	5	0	0	1	6	15	19	19	4
84	9	60	69	4	0	0	2	3	17	20	13	10
CHANGE	1+	1-	0	1+	0	0	1-	3+	2-	1-	6+	6-
MUNICIPAL	9	34	43	0	0	0	0	1	11	9	18	4
84	10	49	59	1	0	0	2	4	17	9	34	2
CHANGE	1-	15-	16-	1-	0	0	2-	3-	4+	0	16-	2+
GILBERT PD	0	0	0	0	0	0	0	0	0	0	0	0
84	0	0	0	0	0	0	0	0	0	0	0	0
CHANGE	0	0	0	0	0	0	0	0	0	0	0	0
WILLIAMSON PD	7	27	34	0	0	0	0	1	8	8	16	1
84	49	59	59	1	0	0	2	4	7	9	34	2
CHANGE	3-	22-	25-	1-	0	0	2-	3-	1+	1-	18-	1-

JAN THRU DEC 85-84

PAGE 23

PART I ARRESTS BY CHARGE AND AGENCY TYPE
 JUVENILE ADULTS GRAND CRIMINAL HOMICIDE FORCIBLE ROBBERY AGGRAV BURGULARY LARCENY AUTO
 MURDER NEG MANSL RAPE ASSAULT THEFT

AGENCY	CHARGE	JUVENILE	ADULTS	GRAND	CRIMINAL	HOMICIDE	FORCIBLE	ROBBERY	AGGRAV	BURGULARY	LARCENY	AUTO
				TOTAL	MURDER	NEG	MANSL	RAPE	ASSAULT			THEFT
KERMIT PD	85	1	7	8	0	0	0	0	0	1	1	3
	84	0	0	0	0	0	0	0	0	0	0	0
	CHANGE	1+	7+	8+	0	0	0	0	0	1+	1+	3+
DELBARTON PD	85	1	0	1	0	0	0	0	0	0	1	0
	84	0	0	0	0	0	0	0	0	0	0	0
	CHANGE	1+	0	1+	0	0	0	0	0	0	1+	0
MATEMAN PD	85	0	0	0	0	0	0	0	0	0	0	0
	84	0	0	0	0	0	0	0	0	0	0	0
	CHANGE	0	0	0	0	0	0	0	0	0	0	0

MONONGALIA CITY TOTAL												
	85	45	276	321	2	0	15	5	10	44	228	17
	84	63	255	318	1	0	7	4	12	41	229	24
	CHANGE	18-	21+	3+	1+	0	8+	1+	2-	3+	1-	7-

RURAL	85	8	78	86	1	0	14	1	4	25	38	3
	84	19	56	75	1	0	6	0	8	18	30	12
	CHANGE	11-	22+	11+	0	0	8+	0	4-	7+	8+	9-
SHERIFF	85	1	20	21	0	0	0	0	0	7	13	0
	84	0	7	7	0	0	1	0	2	0	4	0
	CHANGE	1+	13+	14+	0	0	1-	0	2-	7+	9+	0
STATE POLICE	85	7	58	65	1	0	14	0	4	18	25	3
	84	19	49	68	1	0	5	0	6	18	26	12
	CHANGE	12-	9+	3-	0	0	9+	0	2-	0	1-	9-
MUNICIPAL	85	37	198	235	1	0	1	4	6	19	190	14
	84	44	199	243	0	0	1	4	4	23	199	12
	CHANGE	7-	1-	8-	1+	0	0	0	2+	4-	9-	2+
MORGANTOWN PD	85	27	152	179	1	0	0	0	3	19	145	5
	84	35	181	216	0	0	1	4	3	18	180	10
	CHANGE	8-	29-	37-	1+	0	1-	0	0	1+	35-	5-
STAR CITY PD	85	4	28	32	0	0	0	0	0	0	28	4
	84	0	0	0	0	0	0	0	0	0	0	0
	CHANGE	4+	28+	32+	0	0	0	0	0	0	28+	4+
WESTOVER PD	85	4	5	9	0	0	1	1	0	0	7	0
	84	9	8	17	0	0	0	0	0	5	11	1
	CHANGE	5-	3-	8-	0	0	1+	0	0	5-	4-	1-
OSAGE PD	85	0	0	0	0	0	0	0	0	0	0	0
	84	0	0	0	0	0	0	0	0	0	0	0
	CHANGE	0	0	0	0	0	0	0	0	0	0	0
WVU SECURITY POLICE	85	2	12	14	0	0	0	0	0	0	9	3
	84	0	10	10	0	0	0	0	1	0	8	1
	CHANGE	2+	2+	4+	0	0	0	0	1-	0	1+	4+

JAN THRU DEC 85-84

PART I ARRESTS BY CHARGE AND AGENCY TYPE

24

PAGE GRAND CRIMINAL HOMICIDE FORCIBLE ROBBERY AGGRAV BURGLARY LARCENY AUTO
JUVENILE ADULTS MURDER NEG MANSL RAPE ASSAULT THEFT

AGENCY	CHARGE	JUVENILE	ADULTS	TOTAL	MURDER	NEG MANSL	RAPE	FORCIBLE	ROBBERY	AGGRAV ASSAULT	BURGLARY	LARCENY	AUTO THEFT
GRANVILLE PD	85	0	1	1	0	0	0	0	0	0	0	1	0
	84	0	0	0	0	0	0	0	0	0	0	0	0
	CHANGE	0	1+	1+	0	0	0	0	0	0	0	0	0
MONROE CTY	85	8	63	71	0	0	0	0	0	6	55	8	2
	84	22	114	136	2	1	0	0	1	1	98	21	13
	CHANGE	14-	51-	65-	2-	1-	0	0	0	5+	43-	13-	11-
RURAL	85	6	57	63	0	0	0	0	0	2	54	5	2
	84	3	96	101	2	1	0	0	0	1	68	21	8
	CHANGE	3+	41-	38-	2-	1-	0	0	0	1+	14-	16-	6-
SHERIFF	85	0	51	51	0	0	0	0	0	0	44	5	2
	84	0	82	82	2	1	0	0	0	0	56	15	7
	CHANGE	0	31-	31-	2-	1-	0	0	0	1-	12-	10-	5-
STATE POLICE	85	6	6	12	0	0	0	0	0	2	10	0	0
	84	3	16	19	0	0	0	0	0	0	12	6	1
	CHANGE	3+	10-	7-	0	0	0	0	0	2+	2-	6-	1-
MUNICIPAL	85	2	6	8	0	0	0	0	0	4	1	3	0
	84	19	16	35	0	0	0	0	0	0	30	0	5
	CHANGE	17-	10-	27-	0	0	0	0	0	4+	29-	3+	5-
ALDERSON PD	85	2	6	8	0	0	0	0	0	4	1	3	0
	84	19	16	35	0	0	0	0	0	0	30	0	5
	CHANGE	17-	10-	27-	0	0	0	0	0	4+	29-	3+	5-
UNION PD	85	0	0	0	0	0	0	0	0	0	0	0	0
	84	0	0	0	0	0	0	0	0	0	0	0	0
	CHANGE	0	0	0	0	0	0	0	0	0	0	0	0
PETERSTOWN PD	85	0	0	0	0	0	0	0	0	0	0	0	0
	84	0	0	0	0	0	0	0	0	0	0	0	0
	CHANGE	0	0	0	0	0	0	0	0	0	0	0	0
MORGAN CTY	85	18	39	57	0	0	0	0	1	1	41	14	0
	84	11	21	32	0	0	0	0	2	0	13	13	4
	CHANGE	7+	18+	25+	0	0	0	0	1-	1+	28+	1+	4-
RURAL	85	18	37	55	0	0	0	0	1	1	41	12	0
	84	11	20	31	0	0	0	0	2	0	13	13	3
	CHANGE	7+	17+	24+	0	0	0	0	1-	1+	28+	1-	3-
SHERIFF	85	1	14	15	0	0	0	0	1	1	5	8	0
	84	4	7	11	0	0	0	0	0	0	2	8	1
	CHANGE	3-	7+	4+	0	0	0	0	1+	1+	3+	0	1-

JAN THRU DEC 85-84

PAGE 25

PART I ARRESTS BY CHARGE AND AGENCY TYPE
 JUVENILE ADULTS GRAND CRIMINAL HOMICIDE FORCIBLE ROBBERY AGGRAV BURGLARY LARCENY AUTO
 TOTAL MURDER NEG MANSL RAPE ASSAULT THEFT

AGENCY	CHARGE	JUVENILE	ADULTS	GRAND	CRIMINAL	HOMICIDE	FORCIBLE	ROBBERY	AGGRAV	BURGLARY	LARCENY	AUTO
				TOTAL	MURDER	NEG	MANSL	RAPE	ASSAULT			THEFT
STATE POLICE	85	17	23	40	0	0	0	0	0	36	4	0
	84	7	13	20	0	0	0	2	0	11	5	2
	CHANGE	10+	10+	20+	0	0	0	2-	0	25+	1-	2-
MUNICIPAL	85	0	2	2	0	0	0	0	0	0	2	0
	84	0	1	1	0	0	0	0	0	0	0	1
	CHANGE	0	1+	1+	0	0	0	0	0	0	2+	1-
BERKELEY SPRINGS PD	85	0	0	0	0	0	0	0	0	0	0	0
	84	0	0	0	0	0	0	0	0	0	0	0
	CHANGE	0	0	0	0	0	0	0	0	0	0	0
PAM-PAM PD	85	0	2	2	0	0	0	0	0	0	2	0
	84	0	1	1	0	0	0	0	0	0	0	1
	CHANGE	0	1+	1+	0	0	0	0	0	0	2+	1-

NICHOLAS CITY	85	37	115	152	1	1	0	0	1	9	59	64
	84	11	70	81	0	0	0	2	7	21	43	17
	CHANGE	26+	45+	71+	0	1+	0	1-	2+	38+	21+	10+

RURAL	85	30	82	112	1	1	0	0	4	56	39	10
	84	4	45	49	0	0	0	0	4	17	24	2
	CHANGE	26+	37+	63+	0	1+	0	0	0	39+	15+	8+

SHERIFF	85	14	61	75	0	0	0	0	2	43	29	1
	84	0	7	7	0	0	0	0	0	0	6	0
	CHANGE	14+	54+	68+	1-	0	0	0	2+	43+	23+	1+

STATE POLICE	85	16	21	37	1	1	0	0	2	13	10	9
	84	4	38	42	0	0	0	1	4	17	18	2
	CHANGE	12+	17-	5-	1+	1+	0	0	2-	4-	8-	7+

MUNICIPAL	85	7	33	40	0	0	0	0	5	3	25	7
	84	7	25	32	0	0	0	1	3	4	19	5
	CHANGE	0	8+	8+	0	0	0	1-	2+	1-	6+	2+

RICHWOOD PD	85	0	4	4	0	0	0	0	0	0	2	2
	84	3	6	9	0	0	0	1	2	2	0	4
	CHANGE	3-	2-	5-	0	0	0	1-	2-	2-	2+	2-

SUMMERSVILLE PD	85	7	29	36	0	0	0	0	5	3	23	5
	84	4	19	23	0	0	0	0	1	2	19	1
	CHANGE	3+	10+	13+	0	0	0	0	4+	1+	4+	4+

OHIO CTY	85	113	232	345	2	0	7	10	35	99	157	35
	84	88	287	375	3	0	12	20	38	95	194	13
	CHANGE	25+	55-	30-	1-	0	5-	10-	3-	4+	37-	22+

JAN THRU DEC 85-84

PAGE 26

PART I ARRESTS BY CHARGE AND AGENCY TYPE

CHARGE	JUVENILE	ADULTS	GRAND TOTAL	MURDER	CRIMINAL	HOMICIDE	FORCIBLE RAPE	ROBBERY	AGGRAV ASSAULT	BURGLARY	LARCENY	AUT THEF
RURAL	10	51	61	1	0	0	3	0	9	16	28	4
85	1	26	27	0	0	0	0	2	4	6	15	0
84	9+	25+	34+	1+	0	0	3+	2-	5+	10+	13+	4.
CHANGE												
SHERIFF	7	18	25	0	0	0	0	0	2	14	9	0
85	0	9	9	0	0	0	0	2	1	3	3	0
84	7+	9+	16+	0	0	0	0	2-	1+	11+	6+	0
CHANGE												
STATE POLICE	3	33	36	1	0	0	3	0	7	3	19	4
85	1	17	18	0	0	0	0	0	3	2	12	0
84	2+	16+	18+	1+	0	0	3+	0	4+	1-	7+	4+
CHANGE												
MUNICIPAL	103	181	284	1	0	0	4	10	26	83	129	31
85	87	261	348	3	0	0	12	18	34	89	179	13
84	16+	80-	64-	2-	0	0	8-	8-	8-	6-	50-	18+
CHANGE												
WHEELING PD	101	181	282	1	0	0	4	10	26	83	129	29
85	87	260	347	3	0	0	12	18	33	89	179	13
84	14+	79-	65-	2-	0	0	8-	8-	7-	6-	50-	16+
CHANGE												
TRIADDELPHIA PD	2	0	2	0	0	0	0	0	0	0	0	2
85	0	0	0	0	0	0	0	0	0	0	0	0
84	2+	0	2+	0	0	0	0	0	0	0	0	2+
CHANGE												
BETHLEHEM PD	0	0	0	0	0	0	0	0	0	0	0	0
85	0	0	0	0	0	0	0	0	0	0	0	0
84	0	0	0	0	0	0	0	0	0	0	0	0
CHANGE												
WEST LIBERTY PD	0	0	0	0	0	0	0	0	0	0	0	0
85	0	0	0	0	0	0	0	0	0	0	0	0
84	0	0	0	0	0	0	0	0	0	0	0	0
CHANGE												
VALLEY GROVE PD	0	0	0	0	0	0	0	0	0	0	0	0
85	0	0	0	0	0	0	0	0	0	0	0	0
84	0	0	0	0	0	0	0	0	0	0	0	0
CHANGE												
WEST LIBERTY ST COL SEC	0	0	0	0	0	0	0	0	0	0	0	0
85	0	0	0	0	0	0	0	0	0	0	0	0
84	0	0	0	0	0	0	0	0	0	0	0	0
CHANGE												
CLEARVIEW PD	0	0	0	0	0	0	0	0	0	0	0	0
85	0	1	1	0	0	0	0	0	1	0	0	0
84	0	1-	1-	0	0	0	0	0	1-	0	0	0
CHANGE												
PENDLETON CTY TOTAL	6	16	22	0	0	0	0	0	1	10	17	4
85	3	15	18	0	0	0	0	1	1	1	12	3
84	3+	1+	4+	0	0	0	0	1-	0	9+	5-	1+
CHANGE												
RURAL	6	16	22	0	0	0	0	0	1	10	7	4
85	3	15	18	0	0	0	0	1	1	1	12	3
84	3+	1+	4+	0	0	0	0	1-	0	9+	5-	1+
CHANGE												

JAN THRU DEC 85-84

PAGE 27

27

PART I ARRESTS BY CHARGE AND AGENCY TYPE		AGENCY TYPE										TOTAL	
		JUVENILE	ADULTS	GRAND	HOMICIDE	FORCIBLE	ROBBERY	AGGRAV	BURGLARY	LARCENY	AUTO		
				TOTAL	MURDER	NEG	MANSL	RAPE	ASSAULT		THEFT		
SHERIFF	85	0	0	0	0	0	0	0	0	0	0	0	0
	84	0	1	1	0	0	0	0	0	0	0	0	0
	CHANGE	0	1-	1-	0	0	0	0	0	0	0	0	1-
STATE POLICE	85	6	16	22	0	0	0	0	1	10	2	4	4
	84	3	14	17	0	0	0	0	1	1	12	2	2
	CHANGE	3+	2+	5+	0	0	0	0	0	9+	3-	2+	2+
MUNICIPAL	85	0	0	0	0	0	0	0	0	0	0	0	0
	84	0	0	0	0	0	0	0	0	0	0	0	0
	CHANGE	0	0	0	0	0	0	0	0	0	0	0	0
FRANKLIN PD	85	0	0	0	0	0	0	0	0	0	0	0	0
	84	0	0	0	0	0	0	0	0	0	0	0	0
	CHANGE	0	0	0	0	0	0	0	0	0	0	0	0
PLEASANTS CTY TOTAL	85	1	11	12	0	0	0	0	3	0	7	2	2
	84	1	15	16	0	0	1	1	4	4	4	4	1
	CHANGE	1+	4-	3-	0	0	1-	1-	1-	4-	3+	1+	1+
RURAL	85	1	2	3	0	0	0	0	1	0	0	2	2
	84	0	7	7	0	0	0	1	0	4	1	1	1
	CHANGE	1+	5-	4-	0	0	1-	0	0	4-	1-	1+	1+
SHERIFF	85	0	0	0	0	0	0	0	0	0	0	0	0
	84	0	0	0	0	0	0	0	0	0	0	0	0
	CHANGE	0	0	0	0	0	0	0	0	0	0	0	0
STATE POLICE	85	1	2	3	0	0	0	0	1	0	0	2	2
	84	0	7	7	0	0	0	0	0	4	1	1	1
	CHANGE	1+	5-	4-	0	0	0	0	0	4-	1-	1+	1+
MUNICIPAL	85	0	9	9	0	0	0	0	2	0	7	0	0
	84	0	8	8	0	0	0	0	4	0	3	0	0
	CHANGE	0	1+	1+	0	0	0	0	2-	0	4+	0	0
ST MARYS PD	85	0	9	9	0	0	0	0	2	0	7	0	0
	84	0	8	8	0	0	0	0	4	0	3	0	0
	CHANGE	0	1+	1+	0	0	0	0	2-	0	4+	0	0
POCAHONTAS CTY TOTAL	85	0	34	34	0	0	1	0	17	8	6	2	2
	84	1	41	42	0	0	0	0	19	19	15	2	2
	CHANGE	1-	7-	6-	0	0	1+	0	11+	11-	9-	0	0
RURAL	85	0	33	33	0	0	1	0	17	6	6	1	1
	84	1	41	42	0	0	0	0	6	19	15	2	2
	CHANGE	1-	8-	9-	0	0	1+	0	11+	11-	9-	0	0

JAN THRU DEC 85-84

PAGE 28

PART I ARRESTS BY CHARGE AND AGENCY TYPE

AGENCY	CHARGE	JUVENILE	ADULTS	GRAND TOTAL	MURDER	CRIMINAL	HOMICIDE	FORCIBLE	ROBBERY	AGGRAV ASSAULT	BURGLARY	LARCENY	AUTO THEFT
SHERIFF	85	0	22	22	0	0	0	0	0	15	3	3	1
	84	0	23	23	0	0	0	0	0	4	9	9	1
	CHANGE	0	1-	1-	0	0	0	0	0	11+	6-	6-	0
STATE POLICE	85	0	11	11	0	0	1	0	0	2	5	3	0
	84	1	18	19	0	0	0	0	0	2	10	6	1
	CHANGE	1-	7-	8-	0	0	0	1+	0	0	5-	3-	1-
MUNICIPAL	85	0	1	1	0	0	0	0	0	0	0	0	1
	84	0	0	0	0	0	0	0	0	0	0	0	0
	CHANGE	0	1+	1+	0	0	0	0	0	0	0	0	1+
MARLINTON PD	85	0	1	1	0	0	0	0	0	0	0	0	1
	84	0	0	0	0	0	0	0	0	0	0	0	0
	CHANGE	0	1+	1+	0	0	0	0	0	0	0	0	1+
PRESTON CTY	85	4	66	70	0	0	0	0	1	9	18	33	9
	84	4	49	53	0	0	0	0	0	4	17	30	2
	CHANGE	0	17+	17+	0	0	0	0	1+	5+	1+	3+	7+
RURAL	85	0	55	55	0	0	0	0	1	9	14	26	5
	84	1-	38	39	0	0	0	0	0	4	12	21	2
	CHANGE	1-	17+	16+	0	0	0	0	1+	5+	2+	5+	3+
SHERIFF	85	0	38	38	0	0	0	0	1	2	12	21	1
	84	1	22	23	0	0	0	0	0	2	7	9	0
	CHANGE	1-	16+	15+	0	0	0	0	1+	1+	5+	7+	1+
STATE POLICE	85	0	17	17	0	0	0	0	0	6	3	5	4
	84	0	16	16	0	0	0	0	0	2	5	7	2
	CHANGE	0	1+	1+	0	0	0	0	0	4+	3-	2-	2+
MUNICIPAL	85	4	11	15	0	0	0	0	0	0	4	7	4
	84	3	11	14	0	0	0	0	0	0	3	9	4
	CHANGE	1+	0	1+	0	0	0	0	0	0	1-	2-	4+
KINGWOOD PD	85	4	11	15	0	0	0	0	0	0	4	7	4
	84	3	10	13	0	0	0	0	0	0	4	9	4
	CHANGE	1+	1+	2+	0	0	0	0	0	0	0	2-	4+
TERRA ALTA PD	85	0	0	0	0	0	0	0	0	0	0	0	0
	84	0	1	1	0	0	0	0	0	0	1	0	0
	CHANGE	0	1-	1-	0	0	0	0	0	0	1-	0	0
ROWLESBURG PD	85	0	0	0	0	0	0	0	0	0	0	0	0
	84	0	0	0	0	0	0	0	0	0	0	0	0
	CHANGE	0	0	0	0	0	0	0	0	0	0	0	0
MASONTOWN PD	85	0	0	0	0	0	0	0	0	0	0	0	0
	84	0	0	0	0	0	0	0	0	0	0	0	0
	CHANGE	0	0	0	0	0	0	0	0	0	0	0	0

JAN THRU DEC 85-84

PART I ARRESTS BY CHARGE AND AGENCY TYPE

PAGE 29
CRIMINAL HOMICIDE FORCIBLE ROBBERY AGGRAV BURGULARY LARCENY AUTO
JUVENILE ADULTS GRAND MURDER NEG MANSL RAPE ASSAULT THEFT

AGENCY	CHARGE	JUVENILE	ADULTS	GRAND	TOTAL	MURDER	NEG	MANSL	RAPE	ROBBERY	AGGRAV	BURGULARY	LARCENY	AUTO THEFT
NEWBURG PD	85	0	0	0	0	0	0	0	0	0	0	0	0	0
	84	0	0	0	0	0	0	0	0	0	0	0	0	0
	CHANGE	0	0	0	0	0	0	0	0	0	0	0	0	0
TUNNELTON PD	85	0	0	0	0	0	0	0	0	0	0	0	0	0
	84	0	0	0	0	0	0	0	0	0	0	0	0	0
	CHANGE	0	0	0	0	0	0	0	0	0	0	0	0	0

AGENCY	CHARGE	JUVENILE	ADULTS	GRAND	TOTAL	MURDER	NEG	MANSL	RAPE	ROBBERY	AGGRAV	BURGULARY	LARCENY	AUTO THEFT
PUTNAM CTY	85	15	60	75	0	0	0	0	0	0	0	0	0	0
	84	13	111	124	0	0	0	0	0	0	0	0	0	0
	CHANGE	2+	51-	49-	0	0	0	0	0	0	0	0	0	0

AGENCY	CHARGE	JUVENILE	ADULTS	GRAND	TOTAL	MURDER	NEG	MANSL	RAPE	ROBBERY	AGGRAV	BURGULARY	LARCENY	AUTO THEFT
RURAL	85	9	53	62	0	0	0	0	0	0	0	0	0	0
	84	9	107	116	0	0	0	0	0	0	0	0	0	0
	CHANGE	0	54-	54-	0	0	0	0	0	0	0	0	0	0

AGENCY	CHARGE	JUVENILE	ADULTS	GRAND	TOTAL	MURDER	NEG	MANSL	RAPE	ROBBERY	AGGRAV	BURGULARY	LARCENY	AUTO THEFT
SHERIFF	85	4	47	51	0	0	0	0	0	0	0	0	0	0
	84	7	80	87	0	0	0	0	0	0	0	0	0	0
	CHANGE	3-	33-	36-	0	0	0	0	0	0	0	0	0	0

AGENCY	CHARGE	JUVENILE	ADULTS	GRAND	TOTAL	MURDER	NEG	MANSL	RAPE	ROBBERY	AGGRAV	BURGULARY	LARCENY	AUTO THEFT
STATE POLICE	85	5	6	11	0	0	0	0	0	0	0	0	0	0
	84	2	27	29	0	0	0	0	0	0	0	0	0	0
	CHANGE	3+	21-	18-	0	0	0	0	0	0	0	0	0	0

AGENCY	CHARGE	JUVENILE	ADULTS	GRAND	TOTAL	MURDER	NEG	MANSL	RAPE	ROBBERY	AGGRAV	BURGULARY	LARCENY	AUTO THEFT
MUNICIPAL	85	6	7	13	0	0	0	0	0	0	0	0	0	0
	84	4	4	8	0	0	0	0	0	0	0	0	0	0
	CHANGE	2+	3+	5+	0	0	0	0	0	0	0	0	0	0

AGENCY	CHARGE	JUVENILE	ADULTS	GRAND	TOTAL	MURDER	NEG	MANSL	RAPE	ROBBERY	AGGRAV	BURGULARY	LARCENY	AUTO THEFT
HURRICANE PD	85	6	7	13	0	0	0	0	0	0	0	0	0	0
	84	4	4	8	0	0	0	0	0	0	0	0	0	0
	CHANGE	2+	3+	5+	0	0	0	0	0	0	0	0	0	0

AGENCY	CHARGE	JUVENILE	ADULTS	GRAND	TOTAL	MURDER	NEG	MANSL	RAPE	ROBBERY	AGGRAV	BURGULARY	LARCENY	AUTO THEFT
ELEANOR PD	85	0	0	0	0	0	0	0	0	0	0	0	0	0
	84	0	0	0	0	0	0	0	0	0	0	0	0	0
	CHANGE	0	0	0	0	0	0	0	0	0	0	0	0	0

AGENCY	CHARGE	JUVENILE	ADULTS	GRAND	TOTAL	MURDER	NEG	MANSL	RAPE	ROBBERY	AGGRAV	BURGULARY	LARCENY	AUTO THEFT
POCA PD	85	0	0	0	0	0	0	0	0	0	0	0	0	0
	84	0	0	0	0	0	0	0	0	0	0	0	0	0
	CHANGE	0	0	0	0	0	0	0	0	0	0	0	0	0

AGENCY	CHARGE	JUVENILE	ADULTS	GRAND	TOTAL	MURDER	NEG	MANSL	RAPE	ROBBERY	AGGRAV	BURGULARY	LARCENY	AUTO THEFT
BANCROFT PD	85	0	0	0	0	0	0	0	0	0	0	0	0	0
	84	0	0	0	0	0	0	0	0	0	0	0	0	0
	CHANGE	0	0	0	0	0	0	0	0	0	0	0	0	0

AGENCY	CHARGE	JUVENILE	ADULTS	GRAND	TOTAL	MURDER	NEG	MANSL	RAPE	ROBBERY	AGGRAV	BURGULARY	LARCENY	AUTO THEFT
RALEIGH CTY	85	202	538	740	0	0	0	0	0	0	0	0	0	0
	84	234	574	808	0	0	0	0	0	0	0	0	0	0
	CHANGE	32-	36-	68-	0	0	0	0	0	0	0	0	0	0

AGENCY	CHARGE	JUVENILE	ADULTS	GRAND	TOTAL	MURDER	NEG	MANSL	RAPE	ROBBERY	AGGRAV	BURGULARY	LARCENY	AUTO THEFT
TOTAL	85	202	538	740	0	0	0	0	0	0	0	0	0	0
	84	234	574	808	0	0	0	0	0	0	0	0	0	0
	CHANGE	32-	36-	68-	0	0	0	0	0	0	0	0	0	0

JAN THRU DEC 85-84

PAGE 30

AGENCY TYPE

PART I ARRESTS BY CHARGE AND GRAND TOTAL

CRIMINAL HOMICIDE FORCIBLE MURDER NEG HANSL RAPE ROBBERY AGGRAV ASSAULT BURGLARY LARCENY AUTO THEFT

AGENCY	CHARGE	JUVENILE	ADULTS	GRAND TOTAL	MURDER	NEG HANSL	RAPE	ROBBERY	AGGRAV ASSAULT	BURGLARY	LARCENY	AUTO THEFT
RURAL	85	30	227	257	0	0	7	6	41	68	128	7
	84	44	212	256	3	0	6	12	48	71	104	12
	CHANGE	14-	15+	1+	3-	0	1+	6-	7-	3-	24+	5-
SHERIFF	85	8	178	186	0	0	7	6	36	33	104	0
	84	8	123	131	3	0	5	3	33	19	68	0
	CHANGE	0	55+	55+	3-	0	2+	3+	3+	14+	36+	0
STATE POLICE	85	22	49	71	0	0	0	0	5	35	24	7
	84	36	89	125	0	0	1	9	15	52	36	12
	CHANGE	14-	40-	54-	0	0	1-	9-	10-	17-	12-	5-
MUNICIPAL	85	172	311	483	0	0	4	11	9	32	412	15
	84	190	362	552	0	0	3	11	11	70	443	14
	CHANGE	18-	51-	69-	0	0	1+	0	2-	38-	31-	1+
BECKLEY PD	85	167	305	472	0	0	4	11	5	28	409	15
	84	178	351	529	0	0	3	11	5	66	431	13
	CHANGE	11-	46-	57-	0	0	1+	0	0	38-	22-	2+
LESTER PD	85	0	0	0	0	0	0	0	0	0	0	0
	84	0	0	0	0	0	0	0	0	0	0	0
	CHANGE	0	0	0	0	0	0	0	0	0	0	0
MADSCOTT PD	85	4	1	5	0	0	0	0	1	4	0	0
	84	10	6	16	0	0	0	0	2	2	12	0
	CHANGE	6-	5-	11-	0	0	0	0	1-	2+	12-	0
SOPHIA PD	85	1	5	6	0	0	0	0	3	0	3	0
	84	0	2	2	0	0	0	0	0	0	0	0
	CHANGE	1+	3+	4+	0	0	0	0	1+	0	3+	0
RHODELL PD	85	0	0	0	0	0	0	0	0	0	0	0
	84	2	3	5	0	0	0	0	2	2	0	1
	CHANGE	2-	3-	5-	0	0	0	0	2-	2-	0	1-
RANDOLPH CTY TOTAL	85	31	105	136	1	0	0	5	22	22	77	9
	84	31	139	170	2	0	5	0	13	46	98	6
	CHANGE	0	34-	34-	1-	0	5-	5+	9+	24-	21-	3+
RURAL	85	4	36	40	0	0	0	3	7	8	15	6
	84	7	52	59	0	0	5	0	6	25	18	3
	CHANGE	3-	16-	19-	0	0	5-	3+	1+	17-	3-	3+
SHERIFF	85	0	11	11	0	0	0	0	1	1	9	0
	84	3	8	11	0	0	0	0	1	7	3	0
	CHANGE	3-	3+	0	0	0	0	0	0	6-	6+	0
STATE POLICE	85	4	25	29	0	0	0	3	6	7	6	6
	84	4	44	48	0	0	5	0	5	18	15	3
	CHANGE	0	19-	19-	1-	0	5-	3+	1+	11-	9-	3+

JAN THRU DEC 85-84

PAGE 31

PART I ARRESTS BY CHARGE AND AGENCY TYPE

	JUVENILE	ADULTS	GRAND TOTAL	MURDER	NEG MANSL	RAPE	FORCIBLE	ROBBERY	AGGRAV ASSAULT	BURGLARY	LARCENY	AUTO THEFT
MUNICIPAL	27	69	96	0	0	0	0	2	15	14	62	3
CHANGE	24	87	111	0	0	0	0	0	7	21	88	3
ELKINS PD	3+	18-	15-	0	0	0	0	2+	8+	7-	18-	0
CHANGE	27	69	96	0	0	0	0	2	15	14	62	3
CHANGE	23	83	106	0	0	0	0	0	5	21	88	0
CHANGE	4+	14-	10-	0	0	0	0	2+	10+	7-	18-	3+
MILL CREEK PD	0	0	0	0	0	0	0	0	0	0	0	0
CHANGE	1	4	5	0	0	0	0	0	2	0	0	3
CHANGE	1-	4-	5-	0	0	0	0	0	2-	0	0	3-
RITCHIE CTY	5	20	25	2	0	0	0	0	5	7	11	0
TOTAL	11	28	39	0	3	0	0	0	8	9	19	0
CHANGE	16-	8-	14-	2+	0	3-	0	0	3-	2-	8-	0
RURAL	0	16	16	2	0	0	0	0	4	4	6	0
CHANGE	5	23	28	2+	0	3	0	0	8	5	12	0
CHANGE	5-	7-	12-	2+	0	3-	0	0	4-	1-	6-	0
SHERIFF	0	8	8	0	0	0	0	0	0	4	4	0
CHANGE	0	1	1	0	0	0	0	0	0	1	0	0
CHANGE	0	7+	7+	0	0	0	0	0	0	3+	4+	0
STATE POLICE	0	8	8	2	0	0	0	0	4	0	2	0
CHANGE	5	22	27	0	3	0	0	0	8	4	12	0
CHANGE	5-	14-	19-	2+	0	3-	0	0	4-	4-	10-	0
MUNICIPAL	5	4	9	0	0	0	0	0	1	3	5	0
CHANGE	6	5	11	0	0	0	0	0	0	4	7	0
CHANGE	1-	1-	2-	0	0	0	0	0	1+	1-	2-	0
HARRISVILLE PD	3	3	6	0	0	0	0	0	0	3	3	0
CHANGE	4	2	6	0	0	0	0	0	0	0	6	0
CHANGE	1-	1+	0	0	0	0	0	0	0	3+	3-	0
PENNSBORO PD	2	1	3	0	0	0	0	0	1	0	2	0
CHANGE	2	3	5	0	0	0	0	0	0	4	1	0
CHANGE	0	2-	2-	0	0	0	0	0	1+	4-	1+	0
CAIRO PD	0	0	0	0	0	0	0	0	0	0	0	0
CHANGE	0	0	0	0	0	0	0	0	0	0	0	0
CHANGE	0	0	0	0	0	0	0	0	0	0	0	0
ROANE CTY	3	30	33	1	0	0	0	2	2	7	20	1
TOTAL	7	35	42	1	0	0	0	4	4	10	21	4
CHANGE	4-	5-	9-	0	0	2-	0	2+	2-	3-	1-	3-
CHANGE	4-	5-	9-	0	0	2-	0	2+	2-	3-	1-	3-

JAN THRU DEC 85-84

PAGE 32

PART I ARRESTS BY CHARGE AND AGENCY TYPE

CHARGE	ADULTS		TOTAL		MURDER	CRIMINAL	HOMICIDE	FORCIBLE	ROBBERY	AGGRAV	BURGLARY	LARCENY	AUTO THEFT
	JUVENILE	ADULTS	GRAND	TOTAL									
RURAL	1	21	22	1	0	0	0	0	1	2	5	12	1
CHANGE	1-	30	32	1	0	2	2-	2-	0	4	7	14	4
SHERIFF	1	2	3	0	0	0	0	0	0	0	0	2	1
CHANGE	1+	1-	0	0	0	0	0	0	0	0	1	2	0
STATE POLICE	0	19	19	1	0	0	0	0	1	2	5	10	0
CHANGE	2-	27	29	1	0	2	2-	2-	0	4	6	12	4
MUNICIPAL	2	9	11	0	0	0	0	0	1	0	3	8	0
CHANGE	3-	5	10	0	0	0	0	0	0	0	3	7	0
SPENCER PD	2	9	11	0	0	0	0	0	1	0	2	8	0
CHANGE	3-	4+	1+	0	0	0	0	0	0	0	3	7	0
SUMMERS CITY	11	90	101	0	0	2	2-	2-	4	34	23	36	2
CHANGE	1+	101	111	3	1	0	0	0	1	28	28	47	3
TOTAL	2	52	54	0	0	2	2	2	4	20	13	13	2
CHANGE	4-	56	62	3	1-	0	0	0	1	27	19	10	1
SHERIFF	0	24	24	0	0	0	0	0	2	14	3	5	0
CHANGE	0	17-	17-	3-	0	0	0	0	0	25	8	5	0
STATE POLICE	2	28	30	0	0	2	2	2	2	6	10	8	2
CHANGE	4-	13+	9+	0	1-	0	0	0	1	2	11	5	1
MUNICIPAL	9	38	47	0	0	0	0	0	0	14	10	23	0
CHANGE	5+	45	49	0	0	0	0	0	0	1	9	37	2
HINTON PD	9	38	47	0	0	0	0	0	0	14	10	23	0
CHANGE	5+	7-	2-	0	0	0	0	0	0	1	9	37	2
TAYLOR CITY	7	36	43	1	0	0	0	0	0	4	8	29	1
CHANGE	4+	44	47	2	0	9	9-	9-	9	4	8	15	0
TOTAL	4	211	215	1	0	9	9-	9-	9	4	0	14	1
CHANGE	4+	211	215	1	0	9	9-	9-	9	4	0	14	1

JAN THRU DEC 85-84

PART I ARRESTS BY CHARGE AND AGENCY TYPE

PAGE 33

AGENCY	CHARGE	JUVENILE	ADULTS	GRAND TOTAL	MURDER	CRIMINAL	HOMICIDE	FORCIBLE	ROBBERY	AGGRAV ASSAULT	BURGLARY	LARCENY	AUTO THEFT
RURAL	85	2	26	28	1	0	0	0	0	4	6	16	1
	84	1+	43	44	1	0	0	9	9	3	8	14	0
	CHANGE		17-	16-	0	0	0	9-	9-	1+	2-	2+	1+
SHERIFF	85	2	22	24	1	0	0	0	0	2	4	16	1
	84	1	23	24	0	0	0	2	5	1	5	11	0
	CHANGE	1+	1-	0	1+	0	0	2-	5-	1+	1-	5+	1+
STATE POLICE	85	0	4	4	0	0	0	0	0	2	2	0	0
	84	0	20	20	1	0	0	7	4	2	3	3	0
	CHANGE	0	16-	16-	1-	0	0	7-	4-	0	1-	3-	0
MUNICIPAL	85	5	10	15	0	0	0	0	0	0	2	13	0
	84	2	1	3	1	0	0	0	0	0	0	1	0
	CHANGE	3+	9+	12+	1-	0	0	0	0	1-	2+	12+	0
GRAFTON PD	85	5	10	15	0	0	0	0	0	0	2	13	0
	84	2	1	3	1	0	0	0	0	0	0	1	0
	CHANGE	3+	9+	12+	1-	0	0	0	0	1-	2+	12+	0
FLEMINGTON PD	85	0	0	0	0	0	0	0	0	0	0	0	0
	84	0	0	0	0	0	0	0	0	0	0	0	0
	CHANGE	0	0	0	0	0	0	0	0	0	0	0	0
TUCKER CITY	85	5	17	22	0	0	0	0	0	5	7	7	3
	84	20	25	45	0	0	0	0	0	4	10	19	12
	CHANGE	15-	8-	23-	0	0	0	0	0	1+	3-	12-	9-
RURAL	85	4	16	20	0	0	0	0	0	5	6	6	3
	84	13	22	35	0	0	0	0	0	4	5	15	11
	CHANGE	9-	6-	15-	0	0	0	0	0	1+	1+	9-	8-
SHERIFF	85	0	5	5	0	0	0	0	0	1	4	0	0
	84	6	10	16	0	0	0	0	0	4	4	0	0
	CHANGE	6-	5-	11-	0	0	0	0	0	3-	0	6-	2-
STATE POLICE	85	4	11	15	0	0	0	0	0	4	2	6	3
	84	7	12	19	0	0	0	0	0	0	1	9	9
	CHANGE	3-	1-	4-	0	0	0	0	0	4+	1+	3-	6-
MUNICIPAL	85	1	1	2	0	0	0	0	0	0	1	1	0
	84	7	3	10	0	0	0	0	0	0	5	4	1
	CHANGE	6-	2-	8-	0	0	0	0	0	0	4-	3-	1-
PARSONS PD	85	1	0	1	0	0	0	0	0	0	1	0	0
	84	7	3	10	0	0	0	0	0	0	5	4	1
	CHANGE	6-	3-	9-	0	0	0	0	0	0	4-	4-	1-
THOMAS PD	85	0	0	0	0	0	0	0	0	0	0	0	0
	84	0	0	0	0	0	0	0	0	0	0	0	0
	CHANGE	0	0	0	0	0	0	0	0	0	0	0	0

JAN THRU DEC 85-84

PAGE 35

PART I ARRESTS BY CHARGE AND AGENCY TYPE

AGENCY	CHARGE	JUVENILE	ADULTS	GRAND TOTAL	MURDER	CRIMINAL	HOMICIDE	FORCIBLE	ROBBERY	AGGRAV ASSAULT	BURGLARY	LARCENY	AUTO THEFT
RURAL	85	15	81	96	1	0	0	0	1	11	24	42	17
	84	19	129	148	1	0	2	2	3	16	44	73	9
	CHANGE	4-	48-	52-	0	0	0	0	2-	5-	20-	31-	8+
SHERIFF	85	12	67	79	1	0	0	0	0	9	18	36	15
	84	6	106	112	1	0	1	1	0	14	35	58	3
	CHANGE	6+	39-	33-	0	0	0	0	0	5-	17-	22-	12+
STATE POLICE	85	3	14	17	0	0	0	0	1	2	6	6	2
	84	13	23	36	0	0	1	1	3	2	9	15	6
	CHANGE	10-	9-	19-	0	0	0	0	2-	0	3-	9-	4-
MUNICIPAL	85	10	48	58	0	0	0	0	0	2	3	50	3
	84	31	51	82	1	0	0	0	0	1	12	50	18
	CHANGE	21-	3-	24-	1-	0	0	0	0	1+	9-	0	15-
BUCKHANNON PD	85	10	48	58	0	0	0	0	0	2	3	50	3
	84	31	51	82	1	0	0	0	0	1	12	50	18
	CHANGE	21-	3-	24-	1-	0	0	0	0	1+	9-	0	15-
WAYNE CTY	85	29	158	187	10	0	0	0	8	21	67	76	5
	84	77	159	236	3	0	2	2	5	30	91	101	4
	CHANGE	48-	1-	49-	7+	0	0	0	3+	9-	24-	25-	1+
RURAL	85	24	117	141	9	0	0	0	8	15	61	43	5
	84	72	111	183	3	0	2	2	3	30	88	51	4
	CHANGE	48-	6+	42-	6+	0	0	0	3+	15-	27-	8-	1+
SHERIFF	85	1	48	49	1	0	0	0	3	6	20	19	0
	84	0	11	11	0	0	1	1	0	2	2	6	0
	CHANGE	1+	37+	38+	1+	0	0	0	3+	4+	18+	13+	0
STATE POLICE	85	23	69	92	3	0	0	0	5	9	41	24	5
	84	72	100	172	3	0	1	1	5	28	86	45	4
	CHANGE	49-	31-	80-	3+	0	0	0	0	19-	45-	21-	1+
MUNICIPAL	85	5	41	46	1	0	0	0	0	6	6	33	0
	84	5	48	53	0	0	0	0	0	0	3	50	0
	CHANGE	0	7-	7-	1+	0	0	0	0	6+	3+	17-	0
CEREDO PD	85	1	27	28	1	0	0	0	0	1	1	25	0
	84	0	38	38	0	0	0	0	0	0	1	37	0
	CHANGE	1+	11-	10-	1+	0	0	0	0	1+	0	12-	0
KENOVA PD	85	2	5	7	0	0	0	0	0	0	5	13	0
	84	5	10	15	0	0	0	0	0	0	2	13	0
	CHANGE	3-	5-	8-	0	0	0	0	0	0	3+	11-	0
WAYNE PD	85	0	0	0	0	0	0	0	0	0	0	0	0
	84	0	0	0	0	0	0	0	0	0	0	0	0
	CHANGE	0	0	0	0	0	0	0	0	0	0	0	0

JAN THRU DEC 85-84

PAGE 36

PART I ARRESTS BY CHARGE AND AGENCY TYPE

JUVENILE	ADULTS	GRAND TOTAL	MURDER	NEG MANSL	RAPE	FORCIBLE	HOMICIDE	ROBBERY	AGGRAV ASSAULT	BURGLARY	LARCENY	AUTO THEFT
----------	--------	-------------	--------	-----------	------	----------	----------	---------	----------------	----------	---------	------------

FORT GAY PD	85	2	9	11	0	0	0	0	5	0	6	0
	84	0	0	0	0	0	0	0	0	0	0	0
CHANGE		2+	9+	11+	0	0	0	0	5+	0	6+	0

WEBSTER CTY	85	4	39	43	0	0	0	0	12	11	18	2
	84	7	41	48	0	0	0	2	16	19	17	1
CHANGE		3-	2-	5-	0	0	0	2-	6+	8-	1+	1+

RURAL	85	4	39	43	0	0	0	0	12	11	18	2
	84	2+	2+	4+	3-	0	0	2-	6+	13	14	1+
CHANGE										2-	4+	

SHERIFF	85	0	9	9	0	0	0	0	4	2	3	0
	84	0	11	11	0	0	0	0	2	1	8	0
CHANGE		0	2-	2-	0	0	0	0	2+	1+	5-	0

STATE POLICE	85	4	30	34	0	0	0	0	8	9	15	2
	84	2	26	28	3	0	0	2	4	12	6	1
CHANGE		2+	4+	6+	3-	0	0	2-	4+	3-	9+	1+

MUNICIPAL	85	0	0	0	0	0	0	0	0	0	0	0
	84	5	4	9	0	0	0	0	0	6	3	0
CHANGE		3-	4-	9-	0	0	0	0	0	6-	3-	0

WEBSTER SPRINGS PD	85	0	0	0	0	0	0	0	0	0	0	0
	84	1	3	4	0	0	0	0	0	2	2	0
CHANGE		1-	3-	4-	0	0	0	0	0	2-	2-	0

COWEN PD	85	0	0	0	0	0	0	0	0	0	0	0
	84	0	1	1	0	0	0	0	0	0	1	0
CHANGE		0	1-	1-	0	0	0	0	0	0	1-	0

CAMDEN-ON-GAULEY PD	85	0	0	0	0	0	0	0	0	0	0	0
	84	4	0	4	0	0	0	0	0	4	0	0
CHANGE		4-	0	4-	0	0	0	0	0	4-	0	0

WETZEL CTY	85	13	42	55	0	2	2	5	9	21	25	2
	84	20	105	125	0	1	0	1	3	20	91	9
CHANGE		7-	63-	70-	0	1-	2+	4+	3-	1+	66-	7-

RURAL	85	2	22	24	0	0	2	1	0	16	3	2
	84	2	23	25	0	1	0	1	0	2	17	4
CHANGE		0	1-	1-	0	1-	2+	0	0	14+	14-	2-

SHERIFF	85	0	5	5	0	0	0	0	0	1	2	0
	84	0	8	8	0	0	0	0	0	1	6	2
CHANGE		0	3-	3-	0	0	0	0	0	1-	4-	2+

JAN THRU DEC 85-84

PAGE 37

PART I ARRESTS BY CHARGE AND AGENCY TYPE

CHARGE	JUVENILE	ADULTS	GRAND TOTAL	MURDER	CRIMINAL	HOMICIDE	FORCIBLE	ROBBERY	AGGRAV	BURGLARY	LARCENY	AUTO THEFT
STATE POLICE 85	2	17	19	0	0	0	2	1	0	15	1	0
CHANGE 84	2	15	17	0	0	1-	0	1	0	0	11	4
	0	2+	2+	0	0	0	2+	0	0	15+	10-	4-
MUNICIPAL 85	11	20	31	0	0	0	0	4	0	5	22	0
CHANGE 84	18	82	100	0	0	0	0	0	3	18	74	5
	7-	62-	69-	0	0	0	0	4+	3-	13-	52-	5-
HUNDRED PD 85	2	0	2	0	0	0	0	0	0	2	0	0
CHANGE 84	0	0	0	0	0	0	0	0	0	0	0	0
	2+	0	2+	0	0	0	0	0	0	2+	0	0
NEW MARTINSVILLE PD 85	9	20	29	0	0	0	0	4	0	3	22	0
CHANGE 84	18	82	100	0	0	0	0	0	3	18	74	5
	9-	62-	71-	0	0	0	0	4+	3-	15-	52-	5-
PINE GROVE PD 85	0	0	0	0	0	0	0	0	0	0	0	0
CHANGE 84	0	0	0	0	0	0	0	0	0	0	0	0
	0	0	0	0	0	0	0	0	0	0	0	0
SMITHFIELD PD 85	0	0	0	0	0	0	0	0	0	0	0	0
CHANGE 84	0	0	0	0	0	0	0	0	0	0	0	0
	0	0	0	0	0	0	0	0	0	0	0	0
WIRT CTY TOTAL	4	7	11	0	0	0	2	0	0	4	3	2
CHANGE 84	9	17	26	0	0	0	0	0	1	10	15	0
	3-	10-	15-	0	0	0	2+	0	1-	6-	12-	2+
RURAL 85	4	7	11	0	0	0	2	0	0	4	3	2
CHANGE 84	9	17	26	0	0	0	0	0	1	10	15	0
	5-	10-	15-	0	0	0	2+	0	1-	6-	12-	2+
SHERIFF 85	0	1	1	0	0	0	0	0	0	0	1	0
CHANGE 84	0	1	1	0	0	0	0	0	0	0	0	0
	0	0	0	0	0	0	0	0	0	0	0	0
STATE POLICE 85	4	6	10	0	0	0	2	0	0	4	2	2
CHANGE 84	9	16	25	0	0	0	0	0	1	10	14	0
	5-	10-	15-	0	0	0	2+	0	1-	6-	12-	2+
MUNICIPAL 85	0	0	0	0	0	0	0	0	0	0	0	0
CHANGE 84	0	0	0	0	0	0	0	0	0	0	0	0
	0	0	0	0	0	0	0	0	0	0	0	0
ELIZABETH PD 85	0	0	0	0	0	0	0	0	0	0	0	0
CHANGE 84	0	0	0	0	0	0	0	0	0	0	0	0
	0	0	0	0	0	0	0	0	0	0	0	0
MOOD CTY TOTAL	117	329	446	3	0	0	2	13	21	99	295	13
CHANGE 84	101	387	488	3	0	0	12	17	23	78	332	5
	16+	58-	42-	0	0	0	10-	4-	2-	21+	37-	10-

JAN THRU DEC 85-84

PAGE 38

PART I ARRESTS BY CHARGE AND AGENCY TYPE

CRIMINAL HOMICIDE FORCIBLE ROBBERY AGGRAV BURGLARY LARCENY AUTO THEFT

CHARGE	JUVENILE	ADULTS	GRAND TOTAL	MURDER	CRIMINAL HOMICIDE	FORCIBLE	ROBBERY	AGGRAV	BURGLARY	LARCENY	AUTO THEFT
RURAL	6	40	46	0	0	0	1	0	21	23	1
85	9	90	99	2	0	5	11	5	25	42	9
84	3-	50-	53-	2-	0	5-	10-	5-	4-	19-	8-
CHANGE											
SHERIFF	1	19	20	0	0	0	0	0	7	13	0
85	0	34	34	1	0	1	5	0	8	19	0
84	1+	15-	14-	1-	0	1-	5-	0	1-	6-	0
CHANGE											
STATE POLICE	5	21	26	0	0	0	1	0	14	10	1
85	9	56	65	1	0	4	6	5	17	23	9
84	4-	35-	39-	1-	0	4-	5-	5-	3-	13-	8-
CHANGE											
MUNICIPAL	111	289	400	3	0	2	12	21	78	272	12
85	92	297	389	1	0	7	6	18	53	290	14
84	19+	8-	11+	2+	0	5-	6+	3+	25+	18-	2-
CHANGE											
PARKERSBURG PD	67	225	292	2	0	2	12	19	73	173	11
85	54	234	288	1	0	7	4	14	48	208	6
84	13+	9-	4+	1+	0	5-	8+	5+	25+	35-	5+
CHANGE											
VIENNA PD	42	61	103	0	0	0	0	1	4	97	1
85	37	59	96	0	0	0	2	3	4	79	8
84	5+	2+	7+	0	0	0	2-	2-	0	18+	7-
CHANGE											
WILLIAMSTOWN PD	2	3	5	1	0	0	0	1	1	2	0
85	1	4	5	0	0	0	0	1	1	3	0
84	1+	1-	0	1+	0	0	0	0	0	1-	0
CHANGE											
WYOMING CITY TOTAL	42	176	218	6	4	1	0	60	56	70	21
85	28	41	69	4	0	1	1	4	22	28	9
84	14+	135+	149+	2+	4+	0	1-	56+	34+	42+	12+
CHANGE											
RURAL	18	142	160	6	4	1	0	58	37	46	8
85	13	28	41	4	0	1	1	1	13	17	4
84	5+	114+	119+	2+	4+	0	1-	57+	24+	29+	4+
CHANGE											
SHERIFF	6	120	126	3	4	1	0	53	24	34	5
85	0	0	0	0	0	0	0	0	0	0	0
84	6+	120+	126+	5+	4+	1+	0	53+	24+	34+	5+
CHANGE											
STATE POLICE	12	22	34	1	0	0	0	5	13	12	3
85	13	28	41	4	0	1	1	1	13	17	4
84	1-	6-	7-	3-	0	1-	1-	4+	0	5-	1-
CHANGE											
MUNICIPAL	24	34	58	0	0	0	0	2	19	24	13
85	15	13	28	0	0	0	0	3	9	11	5
84	9+	21+	30+	0	0	0	0	1-	10+	13+	8+
CHANGE											
MULLENS PD	0	4	4	0	0	0	0	0	0	4	0
85	7	3	10	0	0	0	0	1	6	1	2
84	7-	1+	6-	0	0	0	0	1-	6-	3+	2-
CHANGE											

JAN THRU DEC 85-84

PAGE 39

PART I ARRESTS BY CHARGE AND AGENCY TYPE

	PINEVILLE PD		OCEANA PD		TOTAL	CRIMINAL MURDER	HOMICIDE NEG MANSL	FORCIBLE RAPE	ROBBERY	AGGRAV ASSAULT	BURGLARY	LARCENY	AUTO THEFT
	JUVENILE	ADULTS	JUVENILE	ADULTS									
85	1	4	23	26	49	0	0	0	0	2	15	19	13
84	0	1	8	9	17	0	0	0	0	2	3	9	3
CHANGE	1+	3+	15+	17+	32+	0	0	0	0	0	12+	10+	10+
85	5	5	49	49	98	0	0	0	0	2	15	19	13
84	1	1	17	17	34	0	0	0	0	2	3	9	3
CHANGE	4+	4+	15+	17+	32+	0	0	0	0	0	12+	10+	10+

PART II ARRESTS BY CHARGE AND AGENCY TYPE

The report in this section details the number of persons arrested for Part II Offenses for the reporting periods of 1984 and 1985. Definitions for each of the Part II Offenses may be found in this book in the Table of Contents under the category entitled "Classification of Offenses."

PART II ARRESTS BY CHARGE AND AGENCY TYPE
 JUVENILE ADULTS GRAND TOTAL OTHER ASSAULTS

ARSON FORGERY FRAUD EMBEZZLE STOLEN PROPERTY VANDAL ILLEGAL WEAPONS

		85	84	CHANGE	85	84	CHANGE	85	84	CHANGE	85	84	CHANGE	85	84	CHANGE	85	84	CHANGE	85	84	CHANGE	85	84	CHANGE	85	84	CHANGE	85	84	CHANGE	85	84	CHANGE	85	84	CHANGE	85	84	CHANGE
WEST VIRGINIA TOTAL		85	84	CHANGE	3221	3258	37-	50595	52485	1892-	53814	55743	1929-	5729	5521	208+	196	187	9+	719	794	75-	6479	6166	313+	63	84	21-	617	583	34+	1685	1599	86+	2406	2365	41+			
RURAL		85	84	CHANGE	922	869	53+	28114	28803	689-	29036	29672	636-	3810	3389	421+	129	180	29+	473	590	117-	6236	5930	306+	46	56	10-	356	332	24+	900	873	27+	1706	1731	25-			
SHERIFF'S		85	84	CHANGE	470	305	165+	20388	19574	814+	20858	19879	979+	2904	2295	609+	47	34	13+	232	189	43+	5425	4873	552+	33	18	15+	137	104	33+	588	453	135+	1479	1457	22+			
STATE POLICE		85	84	CHANGE	452	564	112-	7726	9229	1503-	8178	9793	1615-	906	1094	188-	82	66	16+	241	401	160-	811	1057	246-	13	38	25-	219	228	9-	312	420	108-	227	274	47-			
MUNICIPAL		85	84	CHANGE	2299	2389	90-	22479	23682	1203-	24778	26071	1293-	1919	2132	213-	67	87	20-	246	204	42+	243	236	7+	17	28	11-	261	251	10+	785	726	59+	700	634	66+			
BARBOUR CTY TOTAL		85	84	CHANGE	9	3	6+	262	358	96-	271	361	90-	20	24	4-	0	1	1-	1	17	16-	35	18	17+	0	0	0	2	1	1+	0	1	1-	6	10	4-			
RURAL		85	84	CHANGE	8	3	5+	164	223	59-	172	226	54-	13	12	1+	0	1	1-	1	17	16-	35	18	17+	0	0	0	0	1	1-	0	0	0	4	10	6-			
SHERIFF		85	84	CHANGE	8	3	5+	113	138	25-	121	141	20-	11	9	2+	0	1	1-	0	0	0	22	1	21+	0	0	0	0	0	0	0	0	0	0	3	9	6-		
STATE POLICE		85	84	CHANGE	0	0	0	51	85	34-	51	85	34-	2	3	1-	0	0	0	1	17	16-	13	17	4-	0	0	0	0	1	0	0	0	0	0	1	1	0		
MUNICIPAL		85	84	CHANGE	1	0	1+	98	135	37-	99	135	36-	7	12	5-	0	0	0	0	0	0	0	0	0	0	0	0	0	0	2	0	1-	0	1	0	2	2+		
BELINGTON PD		85	84	CHANGE	0	0	0	27	46	19-	27	46	19-	5	6	5+	0	0	0	0	0	0	0	0	0	0	0	0	0	2	0	2+	0	0	0	0	1	0	1+	
PHILIPPI PD		85	84	CHANGE	1	0	1+	71	89	18-	72	89	17-	2	12	10-	0	0	0	0	0	0	0	0	0	0	0	0	0	0	0	0	0	1	0	1-	0	1+		
BERKELEY CTY TOTAL		85	84	CHANGE	254	217	37+	1572	1365	207+	1826	1582	244+	168	225	57-	1	17	16-	49	20	29+	27	37	10-	1	2	1-	37	16	21+	87	52	35+	83	51	32+			
RURAL		85	84	CHANGE	48	16	32+	568	594	26-	616	610	6+	34	84	52-	1	0	0	29	11	18+	24	23	1+	0	2	2-	18	10	8+	19	24	9-	24	27	3-			
SHERIFF		85	84	CHANGE	12	14	2-	331	332	1-	343	346	3-	23	36	33-	1	0	1+	0	2	2-	2	3	1-	0	2	2-	8	4	4+	0	3	3-	0	19	3-			
STATE POLICE		85	84	CHANGE	36	2	34+	237	262	25-	273	264	9+	11	30	19-	0	1	1-	29	9	20+	22	20	2+	0	0	0	6	2	4+	15	21	6-	8	8	0			
MUNICIPAL		85	84	CHANGE	206	201	5+	1004	771	233+	1210	972	238+	134	139	5-	0	16	16-	20	9	11+	3	14	11-	1	0	1+	19	6	13+	72	28	44+	59	24	35+			
MARTINSBURG PD		85	84	CHANGE	206	201	5+	1004	771	233+	1210	972	238+	134	139	5-	0	16	16-	20	9	11+	3	14	11-	1	0	1+	19	6	13+	72	28	44+	59	24	35+			
BOONE CTY TOTAL		85	84	CHANGE	7	10	3-	420	366	54+	427	376	51+	41	26	15+	8	0	8+	7	17	10-	24	1	23+	0	0	0	2	0	2+	15	7	10+	26	21	5+			
RURAL		85	84	CHANGE	6	5	1+	356	300	56+	362	305	57+	31	17	14+	8	0	8+	7	17	10-	20	1	19+	0	0	0	2	0	2+	15	6	9+	25	19	6+			
SHERIFF		85	84	CHANGE	2	1	1+	222	141	81+	224	142	82+	10	2	8+	5	0	5+	2	2	0	18	0	18+	0	0	0	2	0	2+	9	2	7+	13	9	4+			
STATE POLICE		85	84	CHANGE	4	4	0	134	159	25-	138	163	25-	21	15	6+	3	0	3+	5	15	10-	2	1	1+	0	0	0	0	0	0	0	0	0	0	0	12	10	2+	
MUNICIPAL		85	84	CHANGE	1	5	4-	64	66	2-	65	71	6-	10	9	1+	0	0	0	0	0	0	4	0	4+	0	0	0	0	0	0	0	0	0	0	0	1	2	1-	
MADISON PD		85	84	CHANGE	0	4	4-	47	56	9-	47	60	13-	10	9	1+	0	0	0	0	0	0	4	0	4+	0	0	0	0	0	0	0	0	0	0	0	0	1	2	1-

	COML VICE	SEX OFFENSES	NARCOTIC AND DRUG	PART II GAMBLING	ARRESTS BY FAMILY OFFENSES	CHARGE DRIVING UND INFL	AND LIQUOR LAWS	AGENCY TYPE DRUNK-ENNESS	DISORD CONDUCT	VAGRANCY	OTHER OFFENSES	SUSPICION LOITER	CURFEW LOITER	RUN-AWAYS
WVAAL	127 121 6+	363 421 58-	1496 1699 203-	223 208 15+	265 242 23+	8056 7427 629+	977 1194 217-	10598 12310 1712-	1830 1922 92-	35 48 13-	11297 12278 981-	0 0 0	256 212 44+	397 362 35+
WVARU	26 24 2+	196 198 2-	816 907 91-	117 24 93+	171 203 32-	3866 3475 391+	181 112 69+	2403 3254 851-	78 80 2-	17 10 7+	7278 8177 899-	0 0 0	4 13 9-	227 194 33+
WVASO	24 22 2+	96 66 30+	447 468 21-	25 3 22+	126 139 13-	2296 1883 413+	76 36 40+	1310 1668 358-	54 36 18+	8 8 0	5405 6038 633-	0 0 0	3 10 7-	143 79 64+
WVASP	2 2 0	100 132 32-	369 439 70-	92 21 71+	45 64 19-	1570 1592 22-	105 76 29+	1093 1586 493-	24 44 20-	9 2 7+	1873 2139 266-	0 0 0	1 3 2-	84 115 31-
WVAZZ	101 97 4+	167 223 56-	680 792 112-	106 184 78-	94 39 55+	4190 3952 238+	796 1082 286-	8195 9056 861-	1752 1842 90-	18 38 20-	4019 4101 82-	0 0 0	252 199 53+	170 168 2+
001AL	0 0 0	3 10 3+	5 10 5-	10 0 10+	0 1 1-	40 59 19-	4 0 4+	67 88 21-	4 2 2+	0 0 0	68 128 60-	0 0 0	0 0 0	6 1 5+
001RU	0 0 0	2 0 2+	4 9 5-	10 0 10+	0 1 1-	22 18 4+	4 0 4+	6 24 18-	0 1 1-	0 0 0	65 113 48-	0 0 0	0 0 0	6 1 5+
00150	0 0 0	1 0 1+	2 0 2+	10 0 10+	0 1 1-	9 5 4+	2 0 2+	2 8 6-	0 0 0	0 0 0	53 106 53-	0 0 0	0 0 0	6 1 5+
0015P	0 0 0	1 0 1+	2 9 7-	0 0 0	0 0 0	13 13 0	2 0 2+	4 16 12-	0 1 1-	0 0 0	12 7 5+	0 0 0	0 0 0	0 0 0
0012Z	0 0 0	1 0 1+	1 1 0	0 0 0	0 0 0	18 41 23-	0 0 0	61 64 3-	4 1 3+	0 0 0	3 15 12-	0 0 0	0 0 0	0 0 0
00101	0 0 0	0 0 0	0 0 0	0 0 0	0 0 0	7 29 22-	0 0 0	8 13 5-	4 0 4+	0 0 0	0 4 4-	0 0 0	0 0 0	0 0 0
00102	0 0 0	1 0 1+	1 1 0	0 0 0	0 0 0	11 12 1-	0 0 0	53 51 2+	0 1 1-	0 0 0	3 11 8-	0 0 0	0 0 0	0 0 0
002AL	1 0 1+	3 15 12-	62 15 47+	0 1 1-	5 1 4+	273 215 58+	8 8 4+	331 327 44+	100 59 5-	0 5 73+	551 478 73+	0 0 0	10 25 15-	29 13 16+
002RU	0 0 0	1 10 9-	21 9 12+	0 0 0	4 0 4+	179 148 31+	0 2 2-	92 116 24-	0 0 0	0 0 0	167 139 28+	0 0 0	0 0 0	7 2 5+
00250	0 0 0	0 7 7-	7 3 4+	0 0 0	0 0 0	98 70 28+	0 0 0	42 68 26-	0 0 0	0 0 0	141 103 38+	0 0 0	0 0 0	1 2 1-
0025P	0 0 0	1 3 2-	14 6 8+	0 0 0	4 0 4+	81 78 3+	0 2 2-	50 48 2+	0 0 0	0 0 0	26 36 10-	0 0 0	0 0 0	6 0 6+
0022Z	1 0 1+	2 5 3-	41 6 35+	0 1 1-	1 1 0	94 67 27+	8 6 2+	239 211 28+	100 59 41+	0 5 5-	384 339 45+	0 0 0	10 25 15-	22 11 11+
00201	1 0 1+	2 5 3-	41 6 35+	0 1 1-	1 1 0	94 67 27+	8 6 2+	239 211 28+	100 59 41+	0 5 5-	384 339 45+	0 0 0	10 25 15-	22 11 11+
003AL	0 0 0	1 4 3-	27 44 17-	2 0 2+	3 1 2+	166 77 89+	0 1 1-	57 118 61-	2 5 3-	5 0 5+	38 52 14-	0 0 0	0 0 0	1 2 1-
003RU	0 0 0	1 1 0	24 42 18-	2 0 2+	3 1 2+	153 69 84+	0 1 1-	39 89 50-	0 0 0	5 0 5+	26 40 14-	0 0 0	0 0 0	1 2 1-
00350	0 0 0	1 0 1+	12 11 11+	0 0 0	2 0 2+	122 55 67+	0 0 0	14 67 53-	0 0 0	0 0 0	13 4 9+	0 0 0	0 0 0	1 0 1+
0035P	0 0 0	0 1 1-	12 41 29-	2 0 2+	1 1 0	31 14 17+	0 1 1-	25 22 3+	0 0 0	5 0 5+	13 36 23-	0 0 0	0 0 0	0 2 2-
0032Z	0 0 0	0 3 3-	3 2 1+	0 0 0	0 0 0	13 8 5+	0 0 0	18 29 11-	2 5 3-	0 0 0	12 12 0	0 0 0	0 0 0	0 0 0
00301	0 0 0	0 3 3-	0 2 2-	0 0 0	0 0 0	4 3 1+	0 0 0	15 29 14-	0 0 0	0 0 0	12 12 0	0 0 0	0 0 0	0 0 0

PART II ARRESTS BY CHARGE AND AGENCY TYPE
 JUVENILE ADULTS GRAND TOTAL OTHER ASSAULTS

PAGE 3
 ARSON FORGERY FRAUD EMBEZZLE STOLEN PROPERTY VANDAL ILLEGAL WEAPONS

AGENCY	85	84	CHANGE	JUVENILE	ADULTS	GRAND TOTAL	OTHER ASSAULTS	ARSON	FORGERY	FRAUD	EMBEZZLE	STOLEN PROPERTY	VANDAL	ILLEGAL WEAPONS	
WHITESVILLE PD	85	84	CHANGE	0	2	2	0	0	0	0	0	0	0	0	
				1-	4-	5-	0	0	0	0	0	0	1-	0	
DANVILLE PD	85	84	CHANGE	1	15	16	0	0	0	0	0	0	1	0	
				0	4	4	0	0	0	0	0	0	0	0	
				1+	11+	12+	0	0	0	0	0	0	1+	0	

BRAXTON CTY	85	84	CHANGE	4	144	148	11	1	0	2	0	2	0	29	
				11-	148-	159-	6+	1+	1-	0	0	2+	1-	34	
				7-	4-	11-	6+	1+	1-	2	0	0	1-	5-	

RURAL	85	84	CHANGE	2	69	71	9	1	0	2	0	1	0	29	
				6	78	84	4	1	1-	2	0	0	1-	34	
				4-	9-	13-	5+	1+	0	0	0	1+	1-	5-	
SHERIFF	85	84	CHANGE	1	60	61	5	0	0	1	0	0	0	29	
				0	45	46	0	0	1-	0	0	0	0	30	
				0	15+	15+	5+	0	1-	1+	0	0	0	1-	
STATE POLICE	85	84	CHANGE	1	9	10	4	1	0	1	0	1	0	0	
				3	33	38	4	0	0	2	0	0	1	4	
				4-	24-	28-	0	1+	0	1-	0	1+	1-	4-	
MUNICIPAL	85	84	CHANGE	2	75	77	2	0	0	0	0	1	0	0	
				5	70	75	1	0	0	0	0	0	0	0	
				3-	5+	2+	1+	0	0	0	0	1+	0	0	
GASSAWAY PD	85	84	CHANGE	0	0	0	0	0	0	0	0	0	0	0	
				0	0	0	0	0	0	0	0	0	0	0	
				0	0	0	0	0	0	0	0	0	0	0	
SUTTON PD	85	84	CHANGE	2	73	75	1	0	0	0	0	0	0	0	
				3	67	72	0	0	0	0	0	0	0	0	
				3-	6+	3+	1+	0	0	0	0	0	0	0	
BURNSVILLE PD	85	84	CHANGE	0	2	2	1	0	0	0	0	1	0	0	
				0	3	3	1	0	0	0	0	0	0	0	
				0	1-	1-	0	0	0	0	0	1+	0	0	

BROOKE CTY	85	84	CHANGE	48	445	493	68	3	4	15	0	2	26	22	
				39+	298	307	48	0	0	9	7	7	6	14	
				39+	147+	186+	28+	3+	4+	6+	7-	5-	20+	8+	

RURAL	85	84	CHANGE	30	392	382	61	1	4	15	0	2	26	21	
				7	294	261	44	0	0	9	7	7	5	14	
				23+	98+	121+	17+	1+	4+	7-	5-	21+	7+	7+	
SHERIFF	85	84	CHANGE	30	323	353	49	1	3	15	0	2	26	21	
				7	209	216	40	0	0	3	1	7	5	14	
				23+	114+	137+	9+	1+	3+	12+	1-	5-	21+	7+	
STATE POLICE	85	84	CHANGE	0	29	29	12	0	1	0	0	0	0	0	
				0	45	45	4	0	0	6	6	0	0	0	
				0	16-	16-	8+	0	1+	6-	6-	0	0	0	
MUNICIPAL	85	84	CHANGE	18	93	111	7	2	0	0	0	0	0	1	
				2	44	46	4	0	0	0	0	0	1-	0	
				16+	49+	65+	3+	2+	0	0	0	0	1-	1+	
FOLLANSBEE PD	85	84	CHANGE	0	0	0	0	0	0	0	0	0	0	0	
				0	0	0	0	0	0	0	0	0	0	0	
				0	0	0	0	0	0	0	0	0	0	0	
WELLSBURG PD	85	84	CHANGE	13	66	79	5	0	0	0	0	0	0	1	
				2	29	31	4	0	0	0	0	0	1	0	
				11+	37+	48+	1+	0	0	0	0	0	1-	1+	
BETHANY PD	85	84	CHANGE	5	27	32	2	2	0	0	0	0	0	0	
				0	15	15	0	0	0	0	0	0	0	0	
				5+	12+	17+	2+	2+	0	0	0	0	0	0	

CABELL CTY	85	84	CHANGE	542	3274	3816	272	22	66	385	9	51	154	144	
				564	3586	4150	477	24	40	630	3	52	183	137	
				22-	312-	334-	205-	2-	26+	245-	6+	1-	29-	7+	

RURAL	85	84	CHANGE	48	985	1033	71	8	48	327	4	8	42	27	
				34	1357	1391	69	6	10	603	0	10	47	26	
				14+	372-	358-	2+	2+	38+	276-	4+	2-	5-	1+	
SHERIFF	85	84	CHANGE	15	849	864	51	4	46	321	4	6	39	24	
				22	1181	1203	64	5	4	599	0	7	45	22	
				7-	332-	339-	13-	1-	42+	278-	4+	1-	6-	2+	
STATE POLICE	85	84	CHANGE	33	136	169	20	4	2	6	0	2	3	3	
				12	176	188	5	1	6	4	0	3	2	4	
				21+	40-	19-	15+	3+	4-	2+	0	1-	1+	1-	
MUNICIPAL	85	84	CHANGE	494	2289	2783	201	14	18	58	5	43	112	117	
				530	2229	2759	408	18	30	27	3	42	136	111	
				36-	60+	24+	207-	4-	12-	31+	2+	1+	24-	6+	
BARBOURSVILLE PD	85	84	CHANGE	14	129	143	11	0	1	11	1	8	2	0	
				17	102	119	7	1	0	3	0	0	4	0	
				3-	27+	24+	4+	1-	1+	8+	1+	8+	2-	0	
MUNTINGTON PD	85	84	CHANGE	457	2102	2559	182	14	17	47	4	33	108	111	
				513	2089	2482	397	17	28	24	3	38	132	111	
				56-	13+	43-	215-	3-	11-	23+	1+	5-	24-	0	

JAN THRU DEC 85-84

	COML VICE	SEX OFFENSES	MARCOTIC AND DRUG	PART II GAMBLING	ARRESTS BY CHARGE FAMILY OFFENSES	PAGE 6 DRIVING UND INFL	AND AGENCY TYPE LIQUOR LAWS	DRUNK-ENNESS	DISORD CONDUCT	VAGRANCY	OTHER OFFENSES	SUSPICION	CURFEW LOITER	RUN-AWAYS
00302	0	0	0	0	0	0	0	0	2	0	0	0	0	0
	0	0	0	0	0	1	0	0	5	0	0	0	0	0
	0	0	0	0	0	1-	0	0	3-	0	0	0	0	0
00305	0	0	3	0	0	9	0	3	0	0	0	0	0	0
	0	0	0	0	0	4	0	0	0	0	0	0	0	0
	0	0	3+	0	0	5+	0	3+	0	0	0	0	0	0
004AL	0	0	0	0	1	40	0	41	0	0	20	0	0	1
	0	3	6	0	1	41	0	33	0	0	27	0	4	0
	0	3-	6-	0	1+	1-	2-	8+	0	0	7-	0	4-	1+
004RU	0	0	0	0	0	12	0	4	0	0	12	0	0	1
	0	3	6	0	0	14	0	6	0	0	10	0	3	1
	0	3-	6-	0	0	2-	0	2-	0	0	2+	0	3-	1+
00450	0	0	0	0	0	11	0	4	0	0	10	0	0	1
	0	0	0	0	0	10	0	1	0	0	1	0	0	0
	0	0	3-	0	0	1+	0	3+	0	0	9+	0	0	1+
0045P	0	0	0	0	0	1	0	0	0	0	2	0	0	0
	0	3	3	0	0	4	0	5	0	0	9	0	3	0
	0	3-	3-	0	0	3-	0	5-	0	0	7-	0	3-	0
00422	0	0	0	0	1	28	0	37	0	0	8	0	0	0
	0	0	0	0	1+	27	2	27	0	0	17	0	1-	0
	0	0	0	0	0	1+	2-	10+	0	0	9-	0	1-	0
00401	0	0	0	0	0	0	0	0	0	0	0	0	0	0
	0	0	0	0	0	0	0	0	0	0	0	0	0	0
	0	0	0	0	0	0	0	0	0	0	0	0	0	0
00402	0	0	0	0	1	28	0	37	0	0	8	0	0	0
	0	0	0	0	1+	27	2	26	0	0	16	0	1-	0
	0	0	0	0	0	1+	2-	11+	0	0	8-	0	1-	0
00403	0	0	0	0	0	0	0	0	0	0	0	0	0	0
	0	0	0	0	0	0	0	1	0	0	1	0	0	0
	0	0	0	0	0	0	0	1-	0	0	1-	0	0	0
005AL	0	4	8	0	0	159	29	40	6	0	101	0	0	6
	0	4	33	1	0	80	8	19	5	0	65	0	1	0
	0	0	25-	1-	0	79+	21+	21+	1+	0	36+	0	1-	6+
005RU	0	0	6	0	0	129	2	23	0	0	91	0	0	1
	0	3	32	1	0	65	2	10	0	0	61	0	1	0
	0	3-	26-	1-	0	64+	0	13+	0	0	30+	0	1-	1+
00550	0	0	6	0	0	125	2	23	0	0	79	0	0	1
	0	2	32	1	0	56	2	9	0	0	43	0	1	0
	0	2-	26-	1-	0	69+	0	14+	0	0	36+	0	1-	1+
0055P	0	0	0	0	0	4	0	0	0	0	12	0	0	0
	0	1	0	0	0	9	0	1	0	0	18	0	0	0
	0	1-	0	0	0	5-	0	1-	0	0	6-	0	0	0
00522	0	4	2	0	0	30	27	17	6	0	10	0	0	5
	0	1	1	0	0	15	6	9	5	0	4	0	0	0
	0	3+	1+	0	0	15+	21+	8+	1+	0	6+	0	0	5+
00501	0	0	0	0	0	0	0	0	0	0	0	0	0	0
	0	0	0	0	0	0	0	0	0	0	0	0	0	0
	0	0	0	0	0	0	0	0	0	0	0	0	0	0
00502	0	2	2	0	0	28	16	14	3	0	3	0	0	5
	0	1	1	0	0	10	3	4	4	0	3	0	0	0
	0	1+	1+	0	0	18+	13+	10+	1-	0	0	0	0	5+
00505	0	2	0	0	0	2	11	3	3	0	7	0	0	0
	0	0	0	0	0	5	1	5	1	0	1	0	0	0
	0	2+	0	0	0	3-	8+	2-	2+	0	6+	0	0	0
006AL	7	36	184	30	50	355	145	1227	73	0	586	0	11	11
	19	38	261	75	9	242	319	1009	34	0	597	0	0	1
	12-	2-	77-	45-	41+	111+	174-	218+	39+	0	11-	0	11+	10+
006RU	0	18	38	0	5	64	9	82	0	0	278	0	0	4
	15	15	52	1	9	107	2	181	0	0	237	0	0	1
	15-	3+	14-	1-	4-	43-	7+	99-	0	0	41+	0	0	3+
00650	0	10	33	0	4	54	2	55	0	0	231	0	0	0
	15	4	50	1	9	56	2	108	0	0	209	0	0	1
	15-	4+	17-	1-	5-	22-	0	53-	0	0	22+	0	0	1-
0065P	0	8	5	0	1	30	7	27	0	0	47	0	0	4
	0	9	2	0	0	31	0	73	0	0	28	0	0	0
	0	1-	3+	0	1+	21-	7+	46-	0	0	19+	0	0	4+
0062Z	7	18	146	30	45	289	136	1145	73	0	308	0	11	7
	4	23	209	74	9	135	317	828	34	0	360	0	0	0
	3+	5-	63-	44-	45+	154+	181-	317+	39+	0	52-	0	11+	7+
00601	0	0	24	0	0	41	0	29	0	0	15	0	0	0
	0	3	17	0	0	23	0	27	0	0	32	0	0	0
	0	3-	7+	0	0	18+	0	2+	2-	0	17-	0	0	0
00602	7	18	117	30	45	245	135	1088	73	0	280	0	0	5
	4	20	191	74	0	109	316	793	32	0	313	0	0	0
	3+	2-	74-	44-	45+	136+	181-	295+	41+	0	33-	0	0	5+

PART II ARRESTS BY CHARGE AND AGENCY TYPE
 JUVENILE ADULTS GRAND TOTAL OTHER ASSAULTS ARSON FORGERY FRAUD EMBEZZLE STOLEN PROPERTY VANDAL ILLEGAL WEAPONS

	85												
MILTON PD	85	21	24	45	4	0	0	0	0	0	0	1	1
CHANGE	84	0	10	10	0	0	2-	0	0	0	0	1+	1+
MU SECURITY POLICE	85	2	34	36	4	0	0	0	0	2	1	5	5
CHANGE	84	0	28	28	4	0	0	0	0	4-	0	0	5+

CALHOUN CTY TOTAL	85	4	67	71	6	1	0	0	0	4	1	6	6
CHANGE	84	7	140	147	16	9	1	1	0	4	8	12	12

RURAL	85	4	67	71	6	1	0	0	0	4	1	6	6
CHANGE	84	7	140	147	16	9	1	1	0	4	8	12	12
SHERIFF	85	1	5	6	0	0	0	0	0	0	0	6	6
CHANGE	84	0	10	10	0	0	0	0	0	0	0	10	10
STATE POLICE	85	3	62	65	6	1	0	0	0	4	1	0	0
CHANGE	84	7	130	137	16	9	1	1	0	4	8	2	2
MUNICIPAL	85	0	0	0	0	0	0	0	0	0	0	0	0
CHANGE	84	0	0	0	0	0	0	0	0	0	0	0	0
GRANTSVILLE PD	85	0	0	0	0	0	0	0	0	0	0	0	0
CHANGE	84	0	0	0	0	0	0	0	0	0	0	0	0

CLAY CTY TOTAL	85	6	277	283	37	2	3	34	0	17	8	10	10
CHANGE	84	28	359	387	63	6	15	49	2	23	18	18	18

RURAL	85	5	276	281	37	2	3	34	0	17	8	10	10
CHANGE	84	28	359	387	63	6	15	49	2	23	18	18	18
SHERIFF	85	0	163	163	17	2	1	34	0	8	6	7	7
CHANGE	84	0	203	203	41	0	0	41	0	8+	2-	10	10
STATE POLICE	85	5	113	118	20	0	2	0	0	9	2	3	3
CHANGE	84	28	156	184	22	6	15	8	2	23	10	8	8
MUNICIPAL	85	1	1	2	0	0	0	0	0	0	0	0	0
CHANGE	84	0	0	0	0	0	0	0	0	0	0	0	0
CLAY PD	85	1	1	2	0	0	0	0	0	0	0	0	0
CHANGE	84	0	0	0	0	0	0	0	0	0	0	0	0

DODDRIDGE CTY TOTAL	85	6	167	173	12	0	2	26	0	12	7	21	21
CHANGE	84	8	186	194	32	0	3-	22	0	3	0	43	43

RURAL	85	4	160	164	12	0	2	26	0	12	5	21	21
CHANGE	84	8	184	192	32	0	3-	22	0	3	0	43	43
SHERIFF	85	0	34	34	0	0	0	0	0	0	5	21	21
CHANGE	84	1	43	44	0	0	0	0	0	0	5+	38	38
STATE POLICE	85	4	126	130	12	0	2	26	0	12	0	0	0
CHANGE	84	7	141	148	32	0	3-	22	0	3	0	5	5
MUNICIPAL	85	2	7	9	0	0	0	0	0	0	2	0	0
CHANGE	84	0	2	2	0	0	0	0	0	0	0	2+	0
WEST UNION PD	85	2	7	9	0	0	0	0	0	0	2	0	0
CHANGE	84	0	2	2	0	0	0	0	0	0	0	2+	0

FAYETTE CTY TOTAL	85	88	1169	1257	124	7	27	34	1	30	31	63	63
CHANGE	84	117	1416	1533	147	5	23	34	2	16	74	48	48

RURAL	85	29	632	661	83	7	25	34	1	27	24	56	56
CHANGE	84	36	689	725	83	5	20	34	2	15	57	44	44
SHERIFF	85	11	360	371	63	5	2	30	0	10	10	46	46
CHANGE	84	2	354	356	52	2	5	30	1	8	7	38	38
STATE POLICE	85	18	272	290	20	2	23	4	1	17	14	10	10
CHANGE	84	34	255	289	31	1-	15	4	0	7	50	6	6

JAN THRU DEC 85-84														
COMPL VICE	SEX OFFENSES	NARCOTIC AND DRUG	PART II		ARRESTS BY FAMILY OFFENSES	PAGE 10 BY CHARGE DRIVING UND INFL	AND AGENCY TYPE LIQUOR LAWS	DRUNK-ENNESS	DISORD CONDUCT	VAGRANCY	OTHER OFFENSES	SUSPICION	CURFEW LOITER	RUN-AMAYS
			GAMBLING											
00603	0	0	4	0	0	2	1	13	0	0	6	0	11	2
	0	0	1	0	0	2	1	4	0	0	0	0	0	0
	0	0	3+	0	0	0	0	9+	0	0	6+	0	11+	2+
00604	0	0	1	0	0	1	0	15	0	0	7	0	0	0
	0	0	0	0	0	1	0	4	0	0	15	0	0	0
	0	0	1+	0	0	0	0	11+	0	0	8-	0	0	0
*****	*****	*****	*****	*****	*****	*****	*****	*****	*****	*****	*****	*****	*****	*****
007AL	0	2	3	0	0	23	0	2	0	0	23	0	0	0
	0	25	7	0	0	23	1	6	0	0	33	0	0	1
	0	23-	4-	0	0	0	1-	4-	0	0	10-	0	0	1-
*****	*****	*****	*****	*****	*****	*****	*****	*****	*****	*****	*****	*****	*****	*****
007RU	0	2	3	0	0	23	0	2	0	0	23	0	0	0
	0	25	7	0	0	23	1	6	0	0	33	0	0	1
	0	23-	4-	0	0	0	1-	4-	0	0	10-	0	0	1-
00750	0	0	0	0	0	0	0	0	0	0	0	0	0	0
	0	0	0	0	0	0	0	0	0	0	0	0	0	0
	0	0	0	0	0	0	0	0	0	0	0	0	0	0
0075P	0	2	3	0	0	23	0	2	0	0	23	0	0	0
	0	25	7	0	0	23	1	6	0	0	33	0	0	1
	0	23-	4-	0	0	0	1-	4-	0	0	10-	0	0	1-
007ZZ	0	0	0	0	0	0	0	0	0	0	0	0	0	0
	0	0	0	0	0	0	0	0	0	0	0	0	0	0
	0	0	0	0	0	0	0	0	0	0	0	0	0	0
00701	0	0	0	0	0	0	0	0	0	0	0	0	0	0
	0	0	0	0	0	0	0	0	0	0	0	0	0	0
	0	0	0	0	0	0	0	0	0	0	0	0	0	0
*****	*****	*****	*****	*****	*****	*****	*****	*****	*****	*****	*****	*****	*****	*****
008AL	0	11	10	0	1	25	4	43	0	0	78	0	0	0
	0	6	16	0	1+	29	4	54	1	0	85	0	0	2
	0	5+	6-	0	0	4-	4+	11-	1-	0	7-	0	0	2-
*****	*****	*****	*****	*****	*****	*****	*****	*****	*****	*****	*****	*****	*****	*****
008RU	0	11	8	0	1	25	4	43	0	0	78	0	0	0
	0	6	16	0	1+	29	4	54	1	0	85	0	0	2
	0	5+	8-	0	0	4-	4+	11-	1-	0	7-	0	0	2-
00850	0	2	5	0	1	3	2	13	0	0	62	0	0	0
	0	0	5	0	1+	6	0	15	0	0	77	0	0	0
	0	2+	0	0	0	3-	2+	2-	0	0	15-	0	0	0
0085P	0	9	3	0	0	22	2	30	0	0	16	0	0	0
	0	6	11	0	0	23	0	39	1	0	8	0	0	2
	0	3+	8-	0	0	1-	2+	9-	1-	0	8+	0	0	2-
008ZZ	0	0	2	0	0	0	0	0	0	0	0	0	0	0
	0	0	0	0	0	0	0	0	0	0	0	0	0	0
	0	0	2+	0	0	0	0	0	0	0	0	0	0	0
00801	0	0	2	0	0	0	0	0	0	0	0	0	0	0
	0	0	0	0	0	0	0	0	0	0	0	0	0	0
	0	0	2+	0	0	0	0	0	0	0	0	0	0	0
*****	*****	*****	*****	*****	*****	*****	*****	*****	*****	*****	*****	*****	*****	*****
009AL	0	1	3	0	0	22	0	15	0	0	50	0	0	2
	0	0	9	0	0	6	0	6	0	0	65	0	0	3
	0	1+	6-	0	0	16+	0	9+	0	0	15-	0	0	1-
*****	*****	*****	*****	*****	*****	*****	*****	*****	*****	*****	*****	*****	*****	*****
009RU	0	1	3	0	0	17	0	13	0	0	50	0	0	2
	0	0	8	0	0	5	0	6	0	0	65	0	0	3
	0	1+	5-	0	0	12+	0	7+	0	0	15-	0	0	1-
00950	0	0	1	0	0	1	0	0	0	0	6	0	0	0
	0	0	2	0	0	2	0	1	0	0	1	0	0	0
	0	0	1-	0	0	1-	0	1-	0	0	5+	0	0	0
0095P	0	1	2	0	0	16	0	13	0	0	44	0	0	2
	0	0	6	0	0	3	0	5	0	0	64	0	0	3
	0	1+	4-	0	0	13+	0	8+	0	0	20-	0	0	1-
009ZZ	0	0	0	0	0	5	0	2	0	0	0	0	0	0
	0	0	1	0	0	1	0	0	0	0	0	0	0	0
	0	0	1-	0	0	4+	0	2+	0	0	0	0	0	0
00901	0	0	0	0	0	5	0	2	0	0	0	0	0	0
	0	0	1	0	0	1	0	0	0	0	0	0	0	0
	0	0	1-	0	0	4+	0	2+	0	0	0	0	0	0
*****	*****	*****	*****	*****	*****	*****	*****	*****	*****	*****	*****	*****	*****	*****
010AL	0	4	76	20	6	401	12	229	56	0	118	0	12	6
	0	16	90	0	23	417	9	400	81	0	129	0	8	11
	0	12-	14-	20+	17-	16-	3+	171-	25-	0	11-	0	4+	5-
*****	*****	*****	*****	*****	*****	*****	*****	*****	*****	*****	*****	*****	*****	*****
010RU	0	3	50	20	6	187	9	24	9	0	93	0	0	3
	0	5	56	0	20	187	1	40	0	0	74	0	0	2
	0	2-	6-	20+	14-	0	8+	16-	9+	0	19+	0	0	1+
01050	0	0	8	0	6	153	0	1	8	0	29	0	0	0
	0	1	29	0	20	144	0	5	0	0	14	0	0	0
	0	1-	21-	0	14-	9+	0	4-	8+	0	15+	0	0	0
0105P	0	3	42	20	0	34	9	23	1	0	64	0	0	3
	0	4	27	0	0	43	1	35	0	0	60	0	0	2
	0	1-	15+	20+	0	9-	8+	12-	1+	0	4+	0	0	1+

PART II ARRESTS BY CHARGE AND GRAND TOTAL AGENCY TYPE OTHER ASSAULTS ARSON FORGERY FRAUD EMBEZZLE STOLEN PROPERTY VANDAL ILLEGAL WEAPONS

		JUVENILE	ADULTS	GRAND TOTAL	AGENCY TYPE OTHER ASSAULTS	ARSON	FORGERY	FRAUD	EMBEZZLE	STOLEN PROPERTY	VANDAL	ILLEGAL WEAPONS
MUNICIPAL	85	59	537	596	41	0	2	0	0	3	7	7
	84	81	807	888	64	0	3	0	0	1	17	4
	CHANGE	22-	270-	292-	23-	0	1-	0	0	2+	10-	3+
ANSTED PD	85	2	38	40	10	0	0	0	0	0	2	2
	84	4	54	58	6	0	0	0	0	0	0	2
	CHANGE	2-	16-	18-	4+	0	0	0	0	0	2+	0
FAYETTEVILLE PD	85	4	64	68	0	0	0	0	0	0	3	0
	84	9	71	80	1	0	3	0	0	0	0	0
	CHANGE	5-	7-	12-	1-	0	3-	0	0	0	3+	0
MONTGOMERY PD	85	16	192	208	25	0	0	0	0	0	2	2
	84	10	398	408	51	0	0	0	0	1	16	1
	CHANGE	6+	206-	200-	26-	0	0	0	0	1-	14-	1+
MOUNT HOPE PD	85	12	66	78	5	0	0	0	0	3	0	2
	84	25	116	141	4	0	0	0	0	0	1	1
	CHANGE	13-	50-	63-	1+	0	0	0	0	3+	1-	1+
OAK HILL PD	85	25	57	82	0	0	1	0	0	0	0	0
	84	32	141	173	0	0	0	0	0	0	0	0
	CHANGE	7-	84-	91-	0	0	1+	0	0	0	0	0
MEADOW BRIDGE PD	85	0	0	0	0	0	0	0	0	0	0	0
	84	0	0	0	0	0	0	0	0	0	0	0
	CHANGE	0	0	0	0	0	0	0	0	0	0	0
SMITHERS PD	85	0	63	63	0	0	0	0	0	0	0	1
	84	0	0	0	0	0	0	0	0	0	0	0
	CHANGE	0	63+	63+	0	0	0	0	0	0	0	1+
PAX PD	85	0	8	8	0	0	0	0	0	0	0	0
	84	1	13	14	2	0	0	0	0	0	0	0
	CHANGE	1-	5-	6-	2-	0	0	0	0	0	0	0
W VA TECH SECURITY	85	0	2	2	0	0	0	0	0	0	0	0
	84	0	0	0	0	0	0	0	0	0	0	0
	CHANGE	0	2+	2+	0	0	0	0	0	0	0	0
GAULEY BRIDGE PD	85	0	47	47	1	0	1	0	0	0	0	0
	84	0	14	14	0	0	0	0	0	0	0	0
	CHANGE	0	33+	33+	1+	0	1+	0	0	0	0	0

GILMER CTY TOTAL	85	0	98	98	7	0	1	0	0	0	0	25
	84	2	128	130	5	0	1	5	1	1	2	31
	CHANGE	2-	30-	32-	2+	0	0	5-	1-	1-	2-	6-

RURAL	85	0	51	51	5	0	1	0	0	0	0	25
	84	0	60	60	2	0	1	5	1	1	0	29
	CHANGE	0	9-	9-	3+	0	0	5-	1-	1-	0	4-
SHERIFF	85	0	39	39	2	0	1	0	0	0	0	25
	84	0	36	36	0	0	0	0	0	1	0	29
	CHANGE	0	3+	3+	2+	0	1+	0	0	1-	0	4-
STATE POLICE	85	0	12	12	3	0	0	0	0	0	0	0
	84	0	24	24	2	0	1	3	1	0	0	0
	CHANGE	0	12-	12-	1+	0	1-	3-	1-	0	0	0
MUNICIPAL	85	0	47	47	2	0	0	0	0	0	0	0
	84	2	68	70	3	0	0	0	0	0	2	2
	CHANGE	2-	21-	23-	1-	0	0	0	0	0	2-	2-
GLENVILLE PD	85	0	40	40	1	0	0	0	0	0	0	0
	84	2	60	62	1	0	0	0	0	0	2	2
	CHANGE	2-	20-	22-	0	0	0	0	0	0	2-	2-
GLENVILLE ST SECURITY	85	0	7	7	1	0	0	0	0	0	0	0
	84	0	8	8	2	0	0	0	0	0	0	0
	CHANGE	0	1-	1-	1-	0	0	0	0	0	0	0

GRANT CTY TOTAL	85	5	153	158	11	0	3	6	0	0	4	20
	84	5	78	83	7	1	2	3	1	0	3	13
	CHANGE	0	75+	75+	4+	1-	1+	3+	1-	0	1+	7+

RURAL	85	4	95	99	8	0	3	6	0	0	3	20
	84	3	62	65	6	0	2	3	1	0	3	13
	CHANGE	1+	33+	34+	2+	0	1+	3+	1-	0	0	7+
SHERIFF	85	4	63	67	8	0	0	1	0	0	3	19
	84	1	30	31	1	0	1	0	0	0	2	13
	CHANGE	3+	33+	36+	7+	0	1-	1+	0	0	1+	6+
STATE POLICE	85	0	32	32	0	0	3	5	0	0	0	1
	84	2	32	34	5	0	1	3	0	0	1	0
	CHANGE	2-	0	2-	5-	0	2+	2+	1-	0	1-	1+
MUNICIPAL	85	1	58	59	3	0	0	0	0	0	1	0
	84	2	16	18	1	1	0	0	0	0	0	0
	CHANGE	1-	42+	41+	2+	1-	0	0	0	0	1+	0
PETERSBURG PD	85	1	56	57	3	0	0	0	0	0	0	0
	84	2	16	18	1	1	0	0	0	0	0	0
	CHANGE	1-	40+	39+	2+	1-	0	0	0	0	0	0
BAYARD PD	85	0	2	2	0	0	0	0	0	0	1	0
	84	0	0	0	0	0	0	0	0	0	0	0
	CHANGE	0	2+	2+	0	0	0	0	0	0	1+	0

GREENBRIER CTY TOTAL	85	11	445	456	26	2	5	1	1	5	0	47
	84	6	551	557	54	0	6	0	4	6	6	33
	CHANGE	5+	106-	101-	28-	2+	1-	1+	1+	1+	6-	14-

JAN THRU DEC 85-84

PAGE 14

	COMPL VICE	SEX OFFENSES	PART II NARCOTIC AND DRUG	GAMBLING	ARRESTS BY FAMILY OFFENSES	PAGE BY CHARGE DRIVING UND INFL	14 AND LIQUOR LAWS	AGENCY TYPE DRUNK-ENNESS	DISORD CONDUCT	VAGRANCY	OTHER OFFENSES	SUSPICION	CURFEW LOITER	RUN-AWAYS
01022	0	1	26	0	0	214	3	205	47	0	25	0	12	3
	0	11	34	0	0	230	3	360	81	0	55	0	8	9
	0	10-	8-	0	3-	16-	5-	155-	34-	0	30-	0	4+	6-
01001	0	0	0	0	0	6	0	13	3	0	4	0	0	0
	0	0	3-	0	0	13	0	15	11	0	2-	0	0	2-
	0	0	0	0	0	7-	0	2-	8-	0	0	0	0	2-
01002	0	0	4	0	0	40	0	21	0	0	0	0	0	0
	0	0	3	0	0	42	0	27	0	0	2-	0	0	2-
	0	0	1+	0	0	2-	0	6-	0	0	0	0	0	2-
01003	0	1	12	0	0	36	1	85	32	0	10	0	0	2
	0	11	27	0	0	37	7	172	56	0	29	0	0	0
	0	10-	15-	0	0	1-	6-	87-	24-	0	19-	0	0	0+
01004	0	0	0	0	0	25	0	28	7	0	6	0	2	0
	0	0	0	0	0	48	0	58	14	0	13	0	0	2-
	0	0	0	0	0	23-	0	30-	7-	0	7-	0	2+	2-
01005	0	0	0	0	0	42	2	26	0	0	0	0	10	1
	0	0	0	0	0	75	0	82	0	0	5	0	8	3
	0	0	0	0	0	33-	2+	56-	0	0	5-	0	2+	2-
01006	0	0	0	0	0	0	0	0	0	0	0	0	0	0
	0	0	0	0	0	0	0	0	0	0	0	0	0	0
	0	0	0	0	0	0	0	0	0	0	0	0	0	0
01007	0	0	3	0	0	39	0	11	5	0	4	0	0	0
	0	0	0	0	0	0	0	0	0	0	0	0	0	0
	0	0	3+	0	0	39+	0	11+	3+	0	4+	0	0	0
01008	0	0	0	0	0	2	0	6	0	0	0	0	0	0
	0	0	0	0	0	7	1	4	0	0	0	0	0	0
	0	0	0	0	0	5-	1-	2+	0	0	0	0	0	0
01009	0	0	0	0	0	0	0	2	0	0	0	0	0	0
	0	0	0	0	0	0	0	0	0	0	0	0	0	0
	0	0	0	0	0	0	0	2+	0	0	0	0	0	0
01011	0	0	7	0	0	24	0	13	0	0	1	0	0	0
	0	0	1	0	3-	8	0	2	0	0	0	0	0	0
	0	0	6+	0	3-	16+	0	11+	0	0	1+	0	0	0
*****	*****	*****	*****	*****	*****	*****	*****	*****	*****	*****	*****	*****	*****	*****
011AL	0	0	3	0	0	17	0	26	0	0	19	0	0	0
	0	1-	7-	0	0	9	0	51	0	0	16	0	0	0
	0	1-	4-	0	0	8+	0	25-	0	0	3+	0	0	0
*****	*****	*****	*****	*****	*****	*****	*****	*****	*****	*****	*****	*****	*****	*****
011RU	0	0	2	0	0	4	0	0	0	0	14	0	0	0
	0	0	5-	0	0	1	0	4	0	0	11	0	0	0
	0	0	3-	0	0	3+	0	4-	0	0	3+	0	0	0
01190	0	0	0	0	0	3	0	0	0	0	8	0	0	0
	0	0	5-	0	0	0	0	0	0	0	1	0	0	0
	0	0	0	0	0	3+	0	0	0	0	7+	0	0	0
011SP	0	0	2	0	0	1	0	0	0	0	4	0	0	0
	0	0	0	0	0	1	0	4	0	0	10	0	0	0
	0	0	2+	0	0	0	0	4-	0	0	4-	0	0	0
011ZZ	0	0	1	0	0	13	0	26	0	0	5	0	0	0
	0	1	2	0	0	8	0	47	0	0	5	0	0	0
	0	1-	1-	0	0	5+	0	21-	0	0	0	0	0	0
01101	0	0	1	0	0	12	0	26	0	0	0	0	0	0
	0	1	2	0	0	8	0	45	0	0	1	0	0	0
	0	1-	1-	0	0	4+	0	19-	0	0	1-	0	0	0
01102	0	0	0	0	0	1	0	0	0	0	5	0	0	0
	0	0	0	0	0	0	0	2	0	0	0	0	0	0
	0	0	0	0	0	1+	0	2-	0	0	1+	0	0	0
*****	*****	*****	*****	*****	*****	*****	*****	*****	*****	*****	*****	*****	*****	*****
012AL	0	4	6	0	0	73	2	15	8	3	2	0	0	1
	0	3	3	0	1	17	0	16	9	0	4	0	0	0
	0	1+	3+	0	1-	56+	2+	1-	1-	3+	2-	0	0	1+
*****	*****	*****	*****	*****	*****	*****	*****	*****	*****	*****	*****	*****	*****	*****
012RU	0	4	6	0	0	31	2	10	0	3	2	0	0	1
	0	3	3	0	1	12	0	15	0	0	3	0	0	0
	0	1+	3+	0	1-	19+	2+	5-	0	3+	1-	0	0	1+
01250	0	2	2	0	0	21	0	5	0	3	2	0	0	1
	0	2+	2+	0	1-	5	0	8	0	0	0	0	0	0
	0	0	0	0	0	16+	0	3-	0	3+	2+	0	0	1+
0125P	0	2	4	0	0	10	2	5	0	0	0	0	0	0
	0	3	3	0	0	7	0	7	0	0	3	0	0	0
	0	1-	1+	0	0	3+	2+	2-	0	0	3-	0	0	0
0122Z	0	0	0	0	0	42	0	5	8	0	0	0	0	0
	0	0	0	0	0	5	0	1	9	0	1	0	0	0
	0	0	0	0	0	37+	0	4+	1-	0	1-	0	0	0
01201	0	0	0	0	0	42	0	5	7	0	0	0	0	0
	0	0	0	0	0	5	0	1	9	0	1	0	0	0
	0	0	0	0	0	37+	0	4+	2-	0	1-	0	0	0
01203	0	0	0	0	0	0	0	0	1	0	0	0	0	0
	0	0	0	0	0	0	0	0	0	0	0	0	0	0
	0	0	0	0	0	0	0	0	1+	0	0	0	0	0
*****	*****	*****	*****	*****	*****	*****	*****	*****	*****	*****	*****	*****	*****	*****
013AL	0	8	23	0	2	124	3	60	29	0	119	0	0	1
	0	0	47	0	3	178	0	101	32	1	92	0	0	0
	0	8+	24-	0	1-	54-	3+	41-	3-	1-	27+	0	0	1+

PART II ARRESTS BY CHARGE AND AGENCY TYPE
JUVENILE ADULTS GRAND TOTAL OTHER ASSAULTS

ARSON FORGERY FRAUD EMBEZZLE STOLEN PROPERTY VANDAL ILLEGAL WEAPONS

Table with columns for Agency Type, Year (85, 84), Change, and various Charge Types (ARSON, FORGERY, FRAUD, EMBEZZLE, STOLEN PROPERTY, VANDAL, ILLEGAL WEAPONS). Rows include Rural, Sheriff, State Police, Municipal, and various Police Departments (Lewisburg PD, Rainelle PD, Ronceverte PD, White Sulphur Springs PD, Quinwood PD, Rupert PD, Hampshire Cty, Romney PD, Hancock Cty, Chester PD, Weirton PD, New Cumberland PD, Hardy Cty).

	COML VICE	SEX OFFENSES	NARCOTIC AND DRUG	PART II GAMBLING	ARRESTS BY CHARGE FAMILY OFFENSES	DRIVING UND INFL	LIQUOR LAWS	AGENCY TYPE DRUNKENNESS	DISORD CONDUCT	VAGRANCY	OTHER OFFENSES	SUSPICION	CURFEW LOITER	RUN-AWAYS
013RU	0	8	11	0	1	43	1	24	1	0	99	0	0	1
	0	0	39	0	3	78	0	37	1	0	63	0	0	0
	0	8+	28-	0	2-	27-	1+	13-	0	0	36+	0	0	1+
013SO	0	7	5	0	1	29	0	1	0	0	79	0	0	0
	0	0	21	0	0	27	0	2	0	0	32	0	0	0
	0	7+	16-	0	1+	7-	0	1-	0	0	47+	0	0	0
013SP	0	1	6	0	0	23	1	23	1	0	20	0	0	1
	0	0	18	0	3	43	0	35	1	0	31	0	0	0
	0	1+	12-	0	3-	20-	1+	12-	0	0	11-	0	0	1+
013ZZ	0	0	12	0	1	81	2	36	28	0	20	0	0	0
	0	0	8	0	0	108	0	64	31	1	29	0	0	0
	0	0	4+	0	1+	27-	2+	28-	3-	1-	9-	0	0	0
01301	0	0	12	0	1	71	0	6	8	0	5	0	0	0
	0	0	8	0	0	94	0	11	12	1	0	0	0	0
	0	0	4+	0	1+	23-	0	5-	4-	1-	3+	0	0	0
01302	0	0	0	0	0	0	0	0	0	0	0	0	0	0
	0	0	0	0	0	0	0	6	0	0	0	0	0	0
	0	0	0	0	0	0	0	6-	0	0	0	0	0	0
01303	0	0	0	0	0	7	2	20	3	0	0	0	0	0
	0	0	0	0	0	9	0	15	0	0	0	0	0	0
	0	0	0	0	0	2-	2+	5+	3+	0	0	0	0	0
01304	0	0	0	0	0	3	0	10	17	0	17	0	0	0
	0	0	0	0	0	5	0	32	19	0	29	0	0	0
	0	0	0	0	0	2-	0	22-	2-	0	12-	0	0	0
01305	0	0	0	0	0	0	0	0	0	0	0	0	0	0
	0	0	0	0	0	0	0	0	0	0	0	0	0	0
	0	0	0	0	0	0	0	0	0	0	0	0	0	0
01307	0	0	0	0	0	0	0	0	0	0	0	0	0	0
	0	0	0	0	0	0	0	0	0	0	0	0	0	0
	0	0	0	0	0	0	0	0	0	0	0	0	0	0
014AL	0	2	5	0	1	94	1	39	1	2	26	0	0	0
	0	4	9	0	0	55	0	68	0	0	54	0	0	1
	0	2-	4-	0	1+	39+	1+	29-	1+	2+	28-	0	0	1-
014RU	0	2	5	0	1	50	1	12	0	2	26	0	0	0
	0	4	8	0	0	32	0	38	0	0	54	0	0	1
	0	2-	3-	0	1+	18+	1+	26-	0	2+	28-	0	0	1-
014SO	0	0	1	0	0	16	1	0	0	0	0	0	0	0
	0	0	2	0	0	13	0	18	0	0	11	0	0	0
	0	0	1-	0	0	3+	1+	18-	0	0	11-	0	0	0
014SP	0	2	4	0	1	34	0	12	0	2	26	0	0	0
	0	4	6	0	0	19	0	20	0	0	43	0	0	1
	0	2-	2-	0	1+	15+	0	8-	0	2+	17-	0	0	1-
014ZZ	0	0	0	0	0	44	0	27	1	0	0	0	0	0
	0	0	1	0	0	23	0	30	0	0	0	0	0	0
	0	0	1-	0	0	21+	0	3-	1+	0	0	0	0	0
01401	0	0	0	0	0	44	0	27	1	0	0	0	0	0
	0	0	1	0	0	23	0	30	0	0	0	0	0	0
	0	0	1-	0	0	21+	0	3-	1+	0	0	0	0	0
015AL	0	5	12	0	0	303	11	212	75	0	193	0	5	1
	0	1	23	0	0	268	1	216	82	0	174	0	0	10
	0	4+	11-	0	0	35+	10+	4-	7-	0	17+	0	5+	9-
015RU	0	3	3	0	0	40	0	26	0	0	111	0	0	0
	0	0	13	0	0	61	0	35	0	0	113	0	0	1
	0	3+	10-	0	0	21-	0	9-	0	0	2-	0	0	1-
015SO	0	3	3	0	0	48	0	26	0	0	110	0	0	0
	0	0	13	0	0	61	0	35	0	0	111	0	0	1
	0	3+	10-	0	0	21-	0	9-	0	0	1-	0	0	1-
015SP	0	0	0	0	0	0	0	0	0	0	1	0	0	0
	0	0	0	0	0	0	0	0	0	0	2	0	0	0
	0	0	0	0	0	0	0	0	0	0	1-	0	0	0
015ZZ	0	2	9	0	0	263	11	186	75	0	82	0	5	1
	0	1	10	0	0	297	1	181	82	0	63	0	0	9
	0	1+	1-	0	0	56+	10+	5+	7-	0	19+	0	5+	8-
01501	0	0	0	0	0	0	0	0	0	0	1	0	0	0
	0	0	0	0	0	0	0	10	4	0	5	0	0	0
	0	0	0	0	0	0	0	10-	4-	0	4-	0	0	0
01502	0	2	9	0	0	249	11	178	70	0	73	0	5	1
	0	1	9	0	0	172	1	153	75	0	53	0	0	9
	0	1+	0	0	0	77+	10+	25+	5-	0	20+	0	5+	8-
01503	0	0	0	0	0	14	0	8	5	0	8	0	0	0
	0	0	1	0	0	33	0	18	3	0	5	0	0	0
	0	0	1-	0	0	21-	0	18-	2+	0	3+	0	0	0
016AL	0	2	3	0	1	27	2	9	16	0	25	0	0	0
	0	0	3	0	0	32	0	14	9	0	29	0	0	0
	0	2+	0	0	1+	5-	2+	5-	7+	2-	4-	0	8-	0

JAN THRU DEC 85-84

PART II ARRESTS BY CHARGE AND AGENCY TYPE
 JUVENILE ADULTS GRAND TOTAL OTHER ASSAULTS ARSON FORGERY FRAUD EMBEZZLE STOLEN PROPERTY VANDAL ILLEGAL WEAPONS

AGENCY	85	84	CHANGE	JUVENILE	ADULTS	GRAND TOTAL	OTHER ASSAULTS	ARSON	FORGERY	FRAUD	EMBEZZLE	STOLEN PROPERTY	VANDAL	ILLEGAL WEAPONS
RURAL	85	84	CHANGE	6	162	168	22	1	1	73	3	0	3	17
				1+	21-	20-	3-	0	0	87	1	0	6	17
								1+	1+	14-	2+	0	3-	0
SHERIFF	85	84	CHANGE	0	123	123	19	0	0	70	3	0	0	17
				0	139	139	23	0	0	75	0	0	0	16
				0	16-	16-	4-	0	0	5-	3+	0	0	1+
STATE POLICE	85	84	CHANGE	6	39	45	3	1	1	3	0	0	3	0
				5	44	49	4	0	0	12	1	0	6	1
				1+	5-	4-	1-	1+	1+	9-	1-	0	3-	1-
MUNICIPAL	85	84	CHANGE	3	36	39	0	0	0	0	0	0	0	2
				14	45	59	3	0	0	0	0	0	6	3
				11-	9-	20-	3-	0	0	0	0	0	6-	1-
MOOREFIELD PD	85	84	CHANGE	0	20	20	0	0	0	0	0	0	0	0
				0	31	39	2	0	0	0	0	0	1	0
				8-	11-	19-	2-	0	0	0	0	0	1-	0
WARDENSVILLE PD	85	84	CHANGE	3	16	19	0	0	0	0	0	0	0	2
				6	14	20	1	0	0	0	0	0	5	3
				3-	2+	1-	1-	0	0	0	0	0	5-	1-

 HARRISON CTY TOTAL 85 142 2400 2542 338 2 19 446 1 18 43 56
 84 92 1308 1400 217 4 11 11 1 8 42 61
 CHANGE 50+ 1092+ 1142+ 121+ 2- 8+ 435+ 0 10+ 1+ 5-

RURAL	85	84	CHANGE	13	1369	1382	286	0	8	436	0	1	18	22
				7	607	614	157	1	7	3	0	6	16	35
				6+	762+	768+	129+	1-	1+	433+	0	5-	2+	13-
SHERIFF	85	84	CHANGE	6	1121	1127	241	0	4	427	0	0	1	19
				2	146	148	31	0	3	1	0	0	2	31
				4+	975+	979+	210+	0	1+	426+	0	0	1-	12-
STATE POLICE	85	84	CHANGE	7	248	255	45	0	4	9	0	1	17	3
				3	461	466	126	1	4	2	0	6	14	4
				2+	213-	211-	81-	1-	0	7+	0	5-	3+	1-
MUNICIPAL	85	84	CHANGE	129	1031	1160	92	2	11	10	1	17	25	34
				85	701	786	60	3	4	8	1	2	26	26
				44+	330+	374+	8-	1-	7+	2+	0	15+	1-	8+
BRIDGEPORT PD	85	84	CHANGE	12	176	188	7	0	0	9	0	1	3	8
				3	132	135	4	0	0	3	1	2	1	4
				9+	44+	53+	3+	0	0	6+	1-	1-	2+	4+
CLARKSBURG PD	85	84	CHANGE	81	620	701	30	2	11	0	1	3	21	23
				51	421	472	45	0	2	3	0	0	16	20
				30+	199+	229+	13-	2+	9+	3-	1+	3+	7+	3+
SALEM PD	85	84	CHANGE	10	126	136	12	0	0	0	0	0	0	1
				7	113	120	9	1	2	2	0	0	2	2
				3+	13+	16+	3+	1-	2-	2-	0	0	2-	1-
SHINNSTON PD	85	84	CHANGE	0	0	0	0	0	0	0	0	0	0	0
				0	0	0	0	0	0	0	0	0	0	0
				0	0	0	0	0	0	0	0	0	0	0
STONEWOOD PD	85	84	CHANGE	10	21	31	0	0	0	0	0	0	0	0
				23	11	34	2	0	0	0	0	0	9	0
				13-	10+	3-	2-	0	0	0	0	0	9-	0
ANMOORE PD	85	84	CHANGE	2	42	44	0	0	0	1	0	0	0	1
				0	17	17	0	0	0	0	0	0	0	0
				2+	25+	27+	0	0	0	1+	0	0	0	1+
NUTTER FORT PD	85	84	CHANGE	6	13	19	1	0	0	0	0	13	0	0
				0	8	0	0	0	0	0	0	0	0	0
				6+	13+	19+	1+	0	0	0	0	13+	0	0
LUMBERPORT PD	85	84	CHANGE	8	32	40	2	0	0	0	0	0	0	1
				1	7	8	0	2	0	0	0	0	0	0
				7+	25+	32+	2+	2-	0	0	0	0	0	1+
LOST CREEK PD	85	84	CHANGE	0	0	0	0	0	0	0	0	0	0	0
				0	0	0	0	0	0	0	0	0	0	0
				0	0	0	0	0	0	0	0	0	0	0
WEST MILFORD PD	85	84	CHANGE	0	1	1	0	0	0	0	0	0	1	0
				0	0	0	0	0	0	0	0	0	0	0
				0	1+	1+	0	0	0	0	0	0	1+	0

 JACKSON CTY TOTAL 85 20 250 270 34 1 4 10 0 11 13 35
 84 30 332 362 40 5 5 2 0 2 15 44
 CHANGE 10- 82- 92- 6- 4- 1- 8+ 0 9+ 2- 9-

RURAL	85	84	CHANGE	7	138	145	8	1	2	6	0	8	3	35
				2	198	200	21	1	1	0	0	2	1	43
				5+	60-	55-	13-	0	1+	6+	0	6+	2+	8-
SHERIFF	85	84	CHANGE	5	87	92	7	1	2	6	0	7	3	35
				2	120	122	21	1	0	0	0	2	1	43
				3+	33-	30-	14-	0	2+	6+	0	5+	2+	8-
STATE POLICE	85	84	CHANGE	2	91	93	1	0	0	0	0	1	0	0
				0	78	78	0	0	1	0	0	0	0	0
				2+	27-	25-	1+	0	1-	0	0	1+	0	0

JAN THRU DEC 85-84

PAGE 22

	COMPL VICE	SEX OFFENSES	PART II NARCOTIC AND DRUG	GAMBLING	ARRESTS BY FAMILY OFFENSES	CHARGE DRIVING UND INFL	22 AND AGENCY TYPE LIQUOR LAWS	DRUNK-ENNESS	DISORD CONDUCT	VAGRANCY	OTHER OFFENSES	SUSPICION	CURFEW LOITER	RUN-AWAYS
016RU	0	2	3	0	0	17	2	4	0	0	20	0	0	0
	0	0	0	0	0	12	0	4	0	2	27	0	0	0
	0	2+	0	0	0	5+	2+	2-	0	2-	7-	0	0	0
01650	0	0	0	0	0	0	1	0	0	0	13	0	0	0
	0	0	0	0	0	2	0	0	0	2	21	0	0	0
	0	0	0	0	0	2-	1+	0	0	2-	0-	0	0	0
0165P	0	2	3	0	0	17	1	4	0	0	7	0	0	0
	0	0	0	0	0	10	0	6	0	0	6	0	0	0
	0	2+	0	0	0	7+	1+	2-	0	0	1+	0	0	0
0162Z	0	0	0	0	1	10	0	5	16	0	5	0	0	0
	0	0	0	0	0	2	0	0	9	0	2	0	0	0
	0	0	0	0	1+	10-	0	5-	7+	0	5+	0	0	0
01601	0	0	0	0	1	9	0	3	5	0	2	0	0	0
	0	0	0	0	0	19	0	8	0	0	1	0	0	0
	0	0	0	0	1+	10-	0	5-	5+	0	1+	0	0	0
01602	0	0	0	0	0	1	0	2	11	0	3	0	0	0
	0	0	0	0	0	1	0	0	9	0	1	0	0	0
	0	0	0	0	0	0	0	2+	2+	0	2+	0	0	0
017AL	0	17	39	6	20	312	99	497	69	0	510	0	40	10
	9	13	32	2	3	147	23	370	44	2	349	0	29	4
	9-	4+	7+	4+	17+	145+	78+	127+	25+	2-	161+	0	11+	6+
017RU	0	11	24	0	13	172	3	49	0	0	333	0	0	6
	0	4	20	0	3	85	0	43	0	0	232	0	0	2
	0	7+	4+	0	10+	87+	3+	6+	0	0	101+	0	0	4+
01750	0	5	21	0	12	126	3	23	0	0	245	0	0	0
	0	3	14	0	2	16	0	0	0	0	45	0	0	0
	0	2+	7+	0	10+	110+	3+	23+	0	0	200+	0	0	0
0175P	0	6	3	0	1	46	0	26	0	0	88	0	0	6
	0	1	6	0	1	49	0	43	0	0	187	0	0	2
	0	3+	3-	0	0	23-	0	17-	0	0	99-	0	0	4+
0172Z	0	6	15	6	7	140	96	448	69	0	177	0	40	4
	9	9	12	2	0	82	21	327	44	2	117	0	29	2
	9-	3-	3+	4+	7+	38+	75+	121+	25+	2-	60+	0	11+	2+
01701	0	0	1	0	0	60	51	29	8	0	11	0	0	0
	0	0	0	0	0	39	19	9	0	0	7-	0	0	0
	0	0	4-	0	0	21+	32+	1-	1-	0	0	0	0	0
01702	0	5	5	6	5	36	45	311	41	0	124	0	31	1
	8	8	5	2	0	26	2	211	30	2	77	0	15	2
	8-	3-	0	4+	5+	10+	43+	100+	11+	2-	47+	0	16+	1-
01703	0	1	4	0	1	13	0	56	16	0	26	0	4	2
	1	1	1	0	0	8	0	66	5	0	19	0	1	0
	1-	0	3+	0	1+	5+	0	10-	11+	0	7+	0	3+	2+
01704	0	0	0	0	0	0	0	0	0	0	0	0	0	0
	0	0	0	0	0	0	0	0	0	0	0	0	0	0
	0	0	0	0	0	0	0	0	0	0	0	0	0	0
01705	0	0	0	0	0	0	0	19	2	0	5	0	4	1
	0	0	0	0	0	0	0	8	0	0	1	0	13	0
	0	0	0	0	0	1-	0	11+	2+	0	4+	0	9-	1+
01706	0	0	1	0	0	23	0	17	0	0	0	0	1	0
	0	0	1	0	0	6	0	8	0	0	2	0	0	0
	0	0	0	0	0	17+	0	9+	0	0	2-	0	1+	0
01707	0	0	1	0	0	1	0	3	0	0	0	0	0	0
	0	0	0	0	0	0	0	0	0	0	0	0	0	0
	0	0	1+	0	0	1+	0	3+	0	0	0	0	0	0
01708	0	0	3	0	1	7	0	13	2	0	11	0	0	0
	0	0	0	0	0	2	0	4	0	0	0	0	0	0
	0	0	3+	0	1+	5+	0	9+	2+	0	11+	0	0	0
01709	0	0	0	0	0	0	0	0	0	0	0	0	0	0
	0	0	0	0	0	0	0	0	0	0	0	0	0	0
	0	0	0	0	0	0	0	0	0	0	0	0	0	0
01710	0	0	0	0	0	0	0	0	0	0	0	0	0	0
	0	0	0	0	0	0	0	0	0	0	0	0	0	0
	0	0	0	0	0	0	0	0	0	0	0	0	0	0
018AL	0	3	3	0	1	33	3	60	2	0	33	0	0	3
	0	0	22	0	0	1	0	31	3	0	43	0	0	2
	0	3+	19-	0	1-	20-	1+	21-	1-	0	30-	0	0	1+
018RU	0	2	1	0	0	31	0	33	0	0	13	0	0	2
	0	0	12	0	0	43	3	36	0	0	17	0	0	0
	0	2+	11-	0	0	12-	3-	23-	0	0	4-	0	0	2+
01850	0	0	1	0	0	15	0	2	0	0	13	0	0	0
	0	0	0	0	0	17	1	3	0	0	17	0	0	0
	0	0	11-	0	0	2-	3-	3-	0	0	4-	0	0	0
0185P	0	2	0	0	0	16	0	31	0	0	0	0	0	2
	0	0	0	0	0	24	0	31	0	0	0	0	0	0
	0	2+	0	0	0	10-	0	20-	0	0	0	0	0	2+

PART II ARRESTS BY CHARGE AND AGENCY TYPE
 JUVENILE ADULTS GRAND TOTAL OTHER ASSAULTS

PAGE 25

		JUVENILE	ADULTS	GRAND TOTAL	OTHER ASSAULTS	ARSON	FORGERY	FRAUD	EMBEZZLE	STOLEN PROPERTY	VANDAL	ILLEGAL WEAPONS
MUNICIPAL	85	13	112	125	26	0	2	4	0	3	10	0
	84	28	134	162	19	4	4	2	0	0	14	1
	CHANGE	15-	22-	37-	7+	4-	2-	2+	0	3+	4-	1-
RAVENSHOOD PD	85	11	94	105	22	0	1	4	0	3	7	0
	84	27	111	138	17	4	4	2	0	0	14	1
	CHANGE	16-	17-	33-	5+	4-	3-	2+	0	3+	7-	1-
RIPLEY PD	85	2	18	20	4	0	1	0	0	0	3	0
	84	1	23	24	2	0	0	0	0	0	0	0
	CHANGE	1+	5-	4-	2+	0	1+	0	0	0	3+	0

JEFFERSON CTY TOTAL	85	49	635	684	91	3	8	15	0	5	62	20
	84	28	715	743	87	4	7	26	0	12	20	14
	CHANGE	21+	80-	59-	4+	1-	1+	11-	0	7-	42+	6+

RURAL	85	22	322	344	55	3	5	13	0	5	35	11
	84	9	382	391	63	2	4	25	0	9	5	10
	CHANGE	13+	60-	47-	8-	1+	1+	12-	0	4-	30+	1+
SHERIFF	85	0	48	48	12	0	0	0	0	1	0	2
	84	0	104	104	32	0	1	22	0	1	0	3
	CHANGE	0	58-	58-	20-	0	1-	22-	0	0	0	1-
STATE POLICE	85	22	274	296	43	3	5	13	0	4	35	9
	84	9	276	285	31	2	3	3	0	8	5	7
	CHANGE	13+	2-	11+	12+	1+	2+	10+	0	4-	30+	2+
MUNICIPAL	85	27	313	340	36	0	3	2	0	0	27	9
	84	19	333	352	24	2	3	1	0	3	15	4
	CHANGE	8+	20-	12-	12+	2-	0	1+	0	3-	12+	5+
CHARLES TOWN PD	85	14	199	213	29	0	1	2	0	0	23	5
	84	9	193	202	21	0	2	0	0	2	13	3
	CHANGE	5+	6+	11+	8+	0	1-	2+	0	2-	10+	2+
SHEPHERDSTOWN PD	85	1	1	2	0	0	0	0	0	0	0	0
	84	0	0	0	0	0	0	0	0	0	0	0
	CHANGE	1+	1+	2+	0	0	0	0	0	0	0	0
RANSON PD	85	2	55	57	0	0	0	0	0	0	0	0
	84	0	81	81	1	2	0	0	0	0	2	0
	CHANGE	2+	26-	24-	1-	2-	0	0	0	0	2-	0
HARPERS FERRY PD	85	10	58	68	7	0	2	0	0	0	4	4
	84	10	59	69	2	0	1	1	0	1	0	1
	CHANGE	0	1-	1-	5+	0	1+	1-	0	1-	4+	3+

KANAWHA CTY TOTAL	85	500	10337	10837	786	50	145	1702	11	92	373	259
	84	521	11614	12135	795	35	136	1324	20	83	325	320
	CHANGE	21-	1277-	1298-	9-	15+	9+	378+	9-	9+	48+	31-

RURAL	85	130	4804	4934	300	35	46	1447	3	47	216	134
	84	156	5314	5470	345	15	61	1286	11	28	190	158
	CHANGE	26-	510-	536-	45-	20+	15-	361+	8-	19+	26+	24-
SHERIFF	85	48	3890	3938	148	2	12	1617	0	9	138	102
	84	43	3969	4012	140	3	7	1214	2	11	126	97
	CHANGE	3+	70-	67-	8+	1-	5+	403+	2-	2-	12+	5+
STATE POLICE	85	82	914	996	152	33	34	30	3	38	78	32
	84	111	1354	1465	205	12	54	72	9	17	64	61
	CHANGE	29-	440-	469-	53-	21+	20-	42-	6-	21+	14+	29-
MUNICIPAL	85	370	5533	5903	486	15	99	55	8	45	157	155
	84	365	6300	6665	450	20	75	38	9	55	135	162
	CHANGE	5+	767-	762-	36+	5-	24+	17+	1-	10-	22+	7-
BELLE PD	85	0	1	1	0	0	0	0	0	0	0	0
	84	0	3	3	0	0	0	0	0	0	0	0
	CHANGE	0	2-	2-	0	0	0	0	0	0	0	0
CHARLESTON PD	85	238	4298	4528	408	14	90	54	8	40	122	129
	84	216	4505	4721	342	20	75	36	9	38	100	132
	CHANGE	22+	215-	193-	66+	6-	15+	18+	1-	10+	22+	3-
DUNBAR PD	85	12	268	280	8	0	0	1	0	0	3	3
	84	19	434	453	23	0	0	1	0	2	9	7
	CHANGE	7-	166-	173-	15-	0	0	0	0	2-	6-	4-
NITRO PD	85	7	62	69	3	1	1	0	0	0	2	1
	84	15	184	199	22	0	0	0	0	0	2	0
	CHANGE	8-	122-	130-	19-	1+	1+	0	0	8-	0	1+
ST ALBANS PD	85	12	200	212	10	0	0	0	0	0	14	11
	84	27	239	266	13	0	0	1	0	3	11	5
	CHANGE	15-	39-	54-	3-	0	0	1-	0	3-	3+	6+
SOUTH CHARLESTON PD	85	88	491	579	36	0	8	0	0	2	13	9
	84	74	459	533	42	0	0	0	0	6	10	17
	CHANGE	12+	168-	156-	6-	0	8+	0	0	4-	3+	8-
CHESAPEAKE PD	85	3	14	17	0	0	0	0	0	0	0	0
	84	1	2	3	1	0	0	0	0	0	0	0
	CHANGE	2+	12+	14+	1-	0	0	0	0	0	0	0
MARMET PD	85	2	45	47	0	0	0	0	0	0	0	0
	84	0	80	80	0	0	0	0	0	0	0	0
	CHANGE	2+	35-	33-	0	0	0	0	0	0	0	0
EAST BANK PD	85	0	1	1	0	0	0	0	0	0	0	0
	84	0	3	3	0	0	0	0	0	0	0	0
	CHANGE	0	2-	2-	0	0	0	0	0	0	0	0

JAN THRU DEC 85-84		PART II				PAGE		26							
COMPL	SEX	NARCOTIC	GAMBLING	ARRESTS	BY CHARGE	AND	AGENCY	TYPE	DISORD	VAGRANCY	OTHER	SUSPICION	CURFEW	RUN-	
VICE	OFFENSES	AND DRUG		FAMILY	DRIVING	LIQUOR	TYPE	DRUNK-	CONDUCT		OFFENSES	LOITER	AWAYS		
				OFFENSES	UND	LAWS	ENNESS								
0182Z	0	1	2	0	0	22	5	27	2	0	20	0	0	1	
	0	0	10	0	1	30	1	25	3	0	46	0	0	2	
	0	1+	8-	0	1-	8-	4+	2+	1-	0	26-	0	0	1-	
01801	0	1	2	0	0	11	5	26	2	0	20	0	0	1	
	0	0	10	0	1	11	1	24	3	0	44	0	0	2	
	0	1+	8-	0	1-	0	4+	2+	1-	0	24-	0	0	1-	
01802	0	0	0	0	0	11	0	1	0	0	0	0	0	0	
	0	0	0	0	0	19	0	1	0	0	0	0	0	0	
	0	0	0	0	0	8-	0	0	0	0	2-	0	0	0	
*****	*****	*****	*****	*****	*****	*****	*****	*****	*****	*****	*****	*****	*****	*****	
019AL	0	8	20	4	0	187	5	136	34	0	82	0	3	1	
	0	16	14	0	0	155	15	218	41	2	108	0	1	3	
	0	8-	6+	4+	0	32+	10-	82-	7-	2-	26-	0	2+	2-	
*****	*****	*****	*****	*****	*****	*****	*****	*****	*****	*****	*****	*****	*****	*****	
019RU	0	7	12	0	0	113	0	70	0	0	15	0	0	0	
	0	11	13	0	0	99	0	124	1	0	25	0	0	0	
	0	4-	1-	0	0	14+	0	54-	1-	0	10-	0	0	0	
01950	0	0	3	0	0	29	0	1	0	0	0	0	0	0	
	0	0	1	0	0	10	0	19	1	0	6	0	0	0	
	0	0	2+	0	0	19+	0	18-	1-	0	16-	0	0	0	
0195P	0	7	9	0	0	84	0	69	0	0	15	0	0	0	
	0	11	12	0	0	89	0	105	0	0	9	0	0	0	
	0	4-	3-	0	0	5-	0	36-	0	0	6+	0	0	0	
0192Z	0	1	8	4	0	74	5	66	34	0	67	0	3	1	
	0	5	1	0	0	56	15	94	40	2	83	0	1	3	
	0	4-	7+	4+	0	18+	10-	28-	6-	2-	16-	0	2+	2-	
01901	0	0	7	4	0	24	2	37	26	0	53	0	0	0	
	0	3	0	0	0	20	6	50	26	2	52	0	1	1	
	0	3-	7+	4+	0	4+	4-	13-	0	2-	1+	0	1-	1-	
01902	0	0	1	0	0	0	0	1	0	0	0	0	0	0	
	0	0	0	0	0	0	0	0	0	0	0	0	0	0	
	0	0	1+	0	0	0	0	1+	0	0	0	0	0	0	
01903	0	0	0	0	0	35	3	18	0	0	1	0	0	0	
	0	0	0	0	0	22	4	34	10	0	6	0	0	0	
	0	0	0	0	0	13+	1-	16-	10-	0	5-	0	0	0	
01904	0	1	0	0	0	15	0	10	8	0	13	0	3	1	
	0	2	1	0	0	14	5	10	4	0	25	0	0	2	
	0	1-	1-	0	0	1+	5-	0	4+	0	12-	0	3+	1-	
*****	*****	*****	*****	*****	*****	*****	*****	*****	*****	*****	*****	*****	*****	*****	
020AL	105	80	173	15	53	939	380	2646	207	3	2680	0	57	51	
	64	93	304	84	55	1128	529	3704	198	4	2867	0	34	33	
	41+	13-	131-	69-	2-	189-	149-	1058-	9+	1-	187-	0	23+	18+	
*****	*****	*****	*****	*****	*****	*****	*****	*****	*****	*****	*****	*****	*****	*****	
020RU	23	21	28	0	39	319	5	472	0	0	1576	0	0	23	
	7	17	80	1	48	410	0	780	4	1	2011	0	0	17	
	16+	4+	52-	1-	9-	91-	5+	308-	4-	1-	435-	0	0	6+	
02050	23	14	2	0	20	190	0	326	0	0	1330	0	0	5	
	7	12	41	0	30	232	0	456	0	1	1623	0	0	3	
	16+	2+	39-	0	10-	42-	0	130-	0	1-	293-	0	0	2+	
0205P	0	7	26	0	19	129	5	146	0	0	246	0	0	18	
	0	5	39	1	18	178	0	324	4	0	388	0	0	14	
	0	2+	13-	1-	1+	49-	5+	178-	4-	0	142-	0	0	4+	
0202Z	82	59	145	15	14	620	375	2174	207	3	1104	0	57	28	
	57	76	224	83	7	718	529	2924	194	3	856	0	34	16	
	25+	17-	79-	68-	7+	98-	154-	750-	13+	0	248+	0	23+	12+	
02001	0	0	0	0	0	0	0	1	0	0	0	0	0	0	
	0	0	0	0	0	0	0	3	0	0	0	0	0	0	
	0	0	0	0	0	0	0	2-	0	0	0	0	0	0	
02002	82	45	110	15	12	302	323	1655	114	0	988	0	0	17	
	57	61	173	76	7	287	445	2134	56	0	669	0	0	12	
	25+	16-	63-	61-	5+	15+	122-	479-	58+	0	319+	0	0	5+	
02003	0	2	13	0	0	146	0	96	4	2	2	0	0	0	
	0	1	32	0	0	130	7	175	19	3	39	0	5	0	
	0	1+	19-	0	0	16+	7-	79-	15-	1-	37-	0	5-	0	
02004	0	0	7	0	0	7	2	25	8	0	9	0	3	0	
	0	0	5	0	0	34	7	73	32	0	13	0	3	0	
	0	0	2+	0	0	27-	5-	48-	24-	0	4-	0	0	0	
02005	0	7	1	0	2	78	33	24	13	1	16	0	2	0	
	0	2	1	0	0	94	43	46	23	0	15	0	7	0	
	0	5+	2-	0	2+	16-	10-	22-	10-	1+	1+	0	5-	0	
02006	0	4	12	0	0	53	14	235	46	0	68	0	50	9	
	0	12	10	7	0	106	16	323	52	0	112	0	19	3	
	0	8-	2+	7-	0	53-	2-	68-	6-	0	44-	0	31+	6+	
02007	0	0	0	0	0	1	1	6	8	0	0	0	0	1	
	0	0	0	0	0	1	0	0	0	0	0	0	0	1	
	0	0	0	0	0	0	1+	6+	8+	0	0	0	0	0	
02008	0	0	0	0	0	12	0	32	3	0	0	0	0	0	
	0	0	0	0	0	25	2	45	8	0	0	0	0	0	
	0	0	0	0	0	13-	2-	13-	5-	0	0	0	0	0	
02011	0	0	0	0	0	0	0	1	0	0	0	0	0	0	
	0	0	0	0	0	1	1	1	0	0	0	0	0	0	
	0	0	0	0	0	1-	1-	0	0	0	0	0	0	0	

JAN THRU DEC 85-84

PART II ARRESTS BY CHARGE AND AGENCY TYPE
 JUVENILE ADULTS GRAND TOTAL OTHER ASSAULTS

				PAGE 29									
				ARSON	FORGERY	FRAUD	EMBEZZLE	STOLEN PROPERTY	VANDAL	ILL WEA			
GLASCOOM PD	85	0	2	2	0	0	0	0	0	0			
	84	2	1	3	0	0	0	0	0	0			
	CHANGE	2-	1+	1-	0	0	0	0	0	0			
CLENDENIN PD	85	0	65	65	7	0	0	0	0	0			
	84	0	65	65	4	0	0	0	0	0			
	CHANGE	0	17-	17-	3+	0	0	0	0	0			
CEDAR GROVE PD	85	1	38	39	6	0	0	0	0	0			
	84	6	50	56	0	0	0	0	0	0			
	CHANGE	5-	12-	17-	6+	0	0	0	0	0			
PRATT PD	85	3	15	18	1	0	0	0	0	1			
	84	1	36	37	0	0	0	0	0	0			
	CHANGE	2+	21-	19-	1+	0	0	0	0	1+			
HANDLEY PD	85	0	3	3	0	0	0	0	0	2			
	84	1	12	13	0	0	0	0	0	5			
	CHANGE	1-	9-	10-	0	0	0	0	0	3-			
W VA ST COLLEGE SECURITY	85	4	38	42	7	0	0	0	0	0			
	84	1	10	11	3	0	0	0	0	1			
	CHANGE	3+	28+	31+	4+	0	0	0	0	1-			

LEWIS CTY	TOTAL	85	31	627	658	89	3	2	16	0	2	5	
	84	33	522	555	61	0	6	1	0	4	0		
	CHANGE	2-	105+	103+	28+	3+	4-	15+	0	2-	5+		

RURAL	85	12	470	482	89	3	2	16	0	2	3		
	84	26	412	438	61	0	6	1	0	4	0		
	CHANGE	14-	58+	44+	28+	3+	4-	15+	0	2-	3+		
SHERIFF	85	8	400	408	87	3	1	16	0	0	2		
	84	13	376	389	56	0	1	0	0	1	0		
	CHANGE	5-	24+	19+	31+	3+	0	16+	0	1-	2+		
STATE POLICE	85	4	70	74	2	0	1	0	0	2	1		
	84	13	36	49	5	0	5	1	0	3	0		
	CHANGE	9-	34+	25+	3-	0	4-	1-	0	1-	1+		
MUNICIPAL	85	19	197	176	0	0	0	0	0	0	2		
	84	7	110	117	0	0	0	0	0	0	0		
	CHANGE	12+	47+	59+	0	0	0	0	0	0	2+		
WESTON PD	85	19	157	176	0	0	0	0	0	0	2		
	84	7	110	117	0	0	0	0	0	0	0		
	CHANGE	12+	47+	59+	0	0	0	0	0	0	2+		

LINCOLN CTY	TOTAL	85	12	409	421	74	7	2	6	0	21	4	
	84	12	271	283	14	7	4	10	1	17	1		
	CHANGE	0	138+	138+	60+	0	2-	4-	1-	4+	3+		

RURAL	85	12	406	418	73	7	2	6	0	21	4		
	84	10	267	277	13	7	4	10	1	17	1		
	CHANGE	2+	139+	141+	60+	0	2-	4-	1-	4+	3+		
SHERIFF	85	1	147	148	43	0	2	0	0	0	4		
	84	3	100	103	7	4	0	10	1	4	1		
	CHANGE	2-	47+	45+	36+	4-	2+	10-	1-	4-	3+		
STATE POLICE	85	11	259	270	30	7	0	6	0	21	0		
	84	7	167	174	6	3	4	0	0	13	0		
	CHANGE	4+	92+	96+	24+	4+	4-	6+	0	8+	0		
MUNICIPAL	85	0	3	3	1	0	0	0	0	0	0		
	84	2	4	6	1	0	0	0	0	0	0		
	CHANGE	2-	1-	3-	0	0	0	0	0	0	0		
HAMLIN PD	85	0	3	3	1	0	0	0	0	0	0		
	84	2	4	6	1	0	0	0	0	0	0		
	CHANGE	2-	1-	3-	0	0	0	0	0	0	0		

LOGAN CTY	TOTAL	85	61	795	856	95	10	13	13	1	11	9	
	84	63	938	1001	59	7	17	5	0	18	3		
	CHANGE	2-	143-	145-	36+	3+	4-	8+	1+	7-	6+		

RURAL	85	34	549	583	81	8	11	13	1	11	8		
	84	35	695	730	37	7	15	4	0	15	0		
	CHANGE	1-	146-	147-	44+	1+	4-	9+	1+	4-	8+		
SHERIFF	85	0	357	357	63	3	2	4	1	3	4		
	84	2	389	391	17	0	3	0	0	0	0		
	CHANGE	2-	32-	34-	46+	3+	1-	4+	1+	3+	4+		
STATE POLICE	85	34	192	226	18	5	9	9	0	8	4		
	84	33	306	339	20	7	12	4	0	15	0		
	CHANGE	1+	114-	113-	2-	2-	3-	5+	0	7-	4+		
MUNICIPAL	85	27	246	273	14	2	2	0	0	0	1		
	84	28	243	271	22	0	2	1	0	3	3		
	CHANGE	1-	3+	2+	8-	2+	0	1-	0	3-	2-		
LOGAN PD	85	25	209	234	12	2	1	0	0	0	0		
	84	19	153	172	13	0	1	0	0	0	0		
	CHANGE	6+	56+	62+	1-	2+	0	1-	0	0	2-		
MAN PD	85	0	4	4	0	0	0	0	0	0	1		
	84	0	42	42	3	0	0	0	0	3	1		
	CHANGE	0	38-	38-	3-	0	0	0	0	3-	0		

JAN THRU DEC 85-84		PAGE 30													
COML VICE	SEX OFFENSES	MARCOTIC AND DRUG	PART II GAMBLING	ARRESTS BY FAMILY OFFENSES	CHARGE DRIVING UND INFL	AND LIQUOR LAWS	AGENCY TYPE DRUNK-ENNESS	DISORD CONDUCT	VAGRANCY	OTHER OFFENSES	SUSPICION	CURFEW LOITER	RUN-AWAYS		
02013	0	0	0	0	0	1	0	1	0	0	0	0	0		
	0	0	0	0	0	0	0	3	0	0	0	0	0		
	0	0	0	0	0	1+	0	2-	0	0	0	0	0		
02014	0	1	1	0	0	1	0	36	7	0	11	0	0		
	0	0	1	0	0	1	0	71	2	0	3	0	0		
	0	1+	0	0	0	0	0	35-	5+	0	8+	0	0		
02016	0	0	0	0	0	6	2	19	3	0	0	0	1		
	0	0	0	0	0	3	8	39	0	0	3	0	0		
	0	0	0	0	0	3+	6-	20-	3+	0	3-	0	1+		
02017	0	0	0	0	0	12	0	2	0	0	0	2	0		
	0	0	0	0	0	29	0	6	2	0	0	0	0		
	0	0	0	0	0	17-	0	4-	2-	0	0	2+	0		
02018	0	0	0	0	0	1	0	0	0	0	0	0	0		
	0	0	0	0	0	7	0	1	0	0	0	0	0		
	0	0	0	0	0	6-	0	1-	0	0	0	0	0		
02020	0	0	1	0	0	0	0	21	1	0	10	0	0		
	0	0	0	0	0	0	0	4	0	0	2	0	0		
	0	0	1+	0	0	0	0	17+	1+	0	8+	0	0		

021AL	0	0	14	0	4	39	3	140	10	0	272	0	0		
	0	3	26	1	8	38	1	92	5	1	266	0	2		
	0	3-	12-	1-	4-	1+	2+	48+	5+	1-	6+	0	1		

021RU	0	0	14	0	4	35	1	59	0	0	198	0	0		
	0	3	26	1	8	30	1	43	0	0	212	0	1		
	0	3-	12-	1-	4-	5+	0	16+	0	0	14-	0	5-		
02150	0	0	14	0	4	20	1	49	0	0	157	0	0		
	0	2	26	1	7	20	1	38	0	0	199	0	1		
	0	2-	12-	1-	3-	0	0	11+	0	0	42-	0	0		
0215P	0	0	0	0	0	15	0	10	0	0	41	0	0		
	0	1	0	0	1	10	0	5	0	0	13	0	0		
	0	1-	0	0	1-	5+	0	5+	0	0	28+	0	5-		
02122	0	0	0	0	0	4	2	81	10	0	74	0	2		
	0	0	0	0	0	8	0	49	5	1	54	0	0		
	0	0	0	0	0	4-	2+	32+	5+	1-	20+	0	2+		
02101	0	0	0	0	0	4	2	81	10	0	74	0	2		
	0	0	0	0	0	8	0	49	5	1	54	0	0		
	0	0	0	0	0	4-	2+	32+	5+	1-	20+	0	2+		

022AL	0	6	36	0	3	56	2	77	6	0	75	0	0		
	2	1	31	0	1+	47	1+	70	7	4	46	0	0		
	2-	5+	5+	0	1+	9+	1+	7+	1-	4-	29+	0	2-		

022RU	0	6	36	0	3	56	2	75	6	0	75	0	0		
	2	1	31	0	2	46	1	69	7	4	43	0	2		
	2-	5+	5+	0	1+	10+	1+	6+	1-	4-	32+	0	2-		
02250	0	1	13	0	1	10	1	12	0	0	32	0	0		
	0	0	13	0	0	21	1	6	4	4	14	0	1		
	0	1+	0	0	1+	11-	0	6+	4-	4-	18+	0	1-		
0225P	0	5	23	0	2	46	1	63	6	0	43	0	0		
	2	1	18	0	2	25	0	63	3	0	29	0	0		
	2-	4+	5+	0	0	21+	1+	0	3+	0	14+	0	1-		
02222	0	0	0	0	0	0	0	2	0	0	0	0	0		
	0	0	0	0	0	1	0	1	0	0	3	0	0		
	0	0	0	0	0	1-	0	1+	0	0	3-	0	0		
02201	0	0	0	0	0	0	0	2	0	0	0	0	0		
	0	0	0	0	0	1	0	1	0	0	3	0	0		
	0	0	0	0	0	1-	0	1+	0	0	3-	0	0		

023AL	0	8	83	0	2	174	6	166	22	0	201	0	5		
	0	6	61	0	2	175	1	140	27	2	432	0	5		
	0	2+	22+	0	0	1-	3+	26+	5-	2-	231-	0	1-		

023RU	0	4	63	0	1	60	4	110	3	0	178	0	0		
	0	2	48	0	2	60	0	114	0	0	398	0	3		
	0	2+	15+	0	1-	0	4+	4-	3+	0	220-	0	3-		
02350	0	4	33	0	0	20	1	74	3	0	121	0	0		
	0	0	20	0	2	14	0	34	0	0	284	0	0		
	0	4+	13+	0	2-	6+	1+	40+	3+	0	163-	0	0		
0235P	0	0	30	0	1	40	3	36	0	0	57	0	0		
	0	2	28	0	0	46	0	80	0	0	114	0	3		
	0	2-	2+	0	1+	6-	3+	44-	0	0	57-	0	3-		
02322	0	4	20	0	1	114	2	56	19	0	23	0	5		
	0	4	13	0	0	115	3	26	27	2	34	0	5		
	0	0	7+	0	1+	1-	1-	30+	8-	2-	11-	0	2+		
02301	0	4	18	0	1	109	2	49	16	0	6	0	2		
	0	4	8	0	0	104	1	14	9	0	7	0	0		
	0	0	10+	0	1+	5+	1+	35+	7+	0	1-	0	2+		
02302	0	0	1	0	0	2	0	0	0	0	0	0	0		
	0	0	0	0	0	9	0	5	9	2	6	0	0		
	0	0	1+	0	0	7-	0	3-	9-	2-	6-	0	0		

	COML VICE	SEX OFFENSES	PART II NARCOTIC AND DRUG	GAMBLING	ARRESTS BY FAMILY	CHARGE DRIVING OFFENSES UND INFL	AND LIQUOR LAWS	AGENCY TYPE DRUNK-ENNESS	DISORD CONDUCT	VAGRANCY	OTHER OFFENSES	SUSPICION	CURFEW LOITER	RUN-AWAYS
02303	0	0	1	0	0	3	0	7	3	0	17	0	0	0
	0	0	5	0	0	2	2	7	9	0	21	0	3	0
	0	0	4-	0	0	1+	2-	0	6-	0	4-	0	3-	0

024AL	0	0	13	1	0	74	1	137	32	1	75	0	0	0
	0	5	19	6	1	116	5	337	40	0	410	0	0	0
	0	5-	6-	5-	1-	42-	4-	200-	8-	1+	335-	0	0	0

024RU	0	0	10	1	0	8	1	17	0	0	23	0	0	0
	0	4	8	6	1	47	5	80	0	0	314	0	0	0
	0	4-	2+	5-	1-	39-	4-	63-	0	0	291-	0	0	0
02450	0	0	0	0	0	0	0	0	0	0	0	0	0	0
	0	0	1	0	0	37	0	53	0	0	282	0	0	0
	0	0	1-	0	0	37-	0	53-	0	0	282-	0	0	0
0245P	0	0	10	1	0	8	1	17	0	0	23	0	0	0
	0	4	7	6	1	10	5	27	0	0	32	0	0	0
	0	4-	3+	5-	1-	2-	4-	10-	0	0	9-	0	0	0
024ZZ	0	0	3	0	0	66	0	120	32	1	52	0	0	0
	0	1	11	0	0	69	0	257	40	0	96	0	0	0
	0	1-	8-	0	0	3-	0	137-	8-	1+	44-	0	0	0
02401	0	0	0	0	0	0	0	0	0	0	0	0	0	0
	0	0	0	0	0	0	0	0	0	0	0	0	0	0
	0	0	0	0	0	0	0	0	0	0	0	0	0	0
02402	0	0	0	0	0	8	0	41	27	1	5	0	0	0
	0	0	0	0	0	5	0	51	17	0	1	0	0	0
	0	0	0	0	0	3+	0	10-	10+	1+	4+	0	0	0
02403	0	0	2	0	0	7	0	24	1	0	21	0	0	0
	0	1	3	0	0	6	0	122	13	0	65	0	0	0
	0	1-	1-	0	0	1+	0	98-	12-	0	44-	0	0	0
02404	0	0	0	0	0	2	0	2	0	0	0	0	0	0
	0	0	0	0	0	3	0	1	0	0	0	0	0	0
	0	0	0	0	0	1-	0	1+	0	0	0	0	0	0
02405	0	0	0	0	0	0	0	1	0	0	0	0	0	0
	0	0	0	0	0	4	0	4	0	0	0	0	0	0
	0	0	0	0	0	4-	0	3-	0	0	0	0	0	0
02406	0	0	0	0	0	2	0	1	0	0	3	0	0	0
	0	0	0	0	0	3	0	1	0	0	1	0	0	0
	0	0	0	0	0	1-	0	0	0	0	2+	0	0	0
02407	0	0	0	0	0	11	0	14	0	0	16	0	0	0
	0	0	5	0	0	10	0	37	0	0	24	0	0	0
	0	0	5-	0	0	1+	0	23-	0	0	8-	0	0	0
02408	0	0	0	0	0	5	0	12	0	0	4	0	0	0
	0	0	3	0	0	11	0	17	1	0	0	0	0	0
	0	0	3-	0	0	6-	0	5-	1-	0	4+	0	0	0
02409	0	0	1	0	0	13	0	16	2	0	0	0	0	0
	0	0	0	0	0	2	0	19	7	0	2	0	0	0
	0	0	1+	0	0	11+	0	3-	5-	0	2-	0	0	0
02412	0	0	0	0	0	18	0	9	2	0	3	0	0	0
	0	0	0	0	0	25	0	5	2	0	3	0	0	0
	0	0	0	0	0	7-	0	4+	0	0	0	0	0	0

025AL	2	6	67	23	8	237	9	113	21	0	739	0	0	2
	0	5	18	3	6	248	0	161	21	0	907	0	0	4
	2+	1+	49+	20+	2+	11-	9+	48-	0	0	168-	0	0	2-

025RU	0	5	49	6	2	111	8	31	0	0	427	0	0	2
	0	5	10	3	0	120	0	52	0	0	596	0	0	1
	0	0	39+	3+	2+	9-	8+	21-	0	0	169-	0	0	1+
02550	0	5	14	0	0	37	3	6	0	0	353	0	0	0
	0	4	2	0	0	76	0	24	0	0	526	0	0	0
	0	1+	12+	0	0	39-	3+	18-	0	0	173-	0	0	0
0255P	0	0	35	6	2	74	5	25	0	0	74	0	0	2
	0	1	8	3	0	44	0	28	0	0	70	0	0	1
	0	1-	27+	3+	2+	30+	5+	3-	0	0	4+	0	0	1+
025ZZ	2	1	18	17	6	126	1	82	21	0	312	0	0	0
	0	0	8	0	6	128	0	109	21	0	311	0	0	3
	2+	1+	10+	17+	0	2-	1+	27-	0	0	1+	0	0	3-
02501	1	1	17	17	4	120	0	59	5	0	303	0	0	0
	0	0	8	0	5	119	0	80	14	0	309	0	0	3
	1+	1+	9+	17+	1-	1+	0	21-	9-	0	6-	0	0	3-
02502	0	0	1	0	0	4	0	16	14	0	5	0	0	0
	0	0	0	0	0	1	0	21	2	0	0	0	0	0
	0	0	1+	0	0	3+	0	5-	12+	0	5+	0	0	0
- 02503	0	0	0	0	0	0	0	0	0	0	0	0	0	0
	0	0	0	0	0	0	0	0	0	0	0	0	0	0
	0	0	0	0	0	0	0	0	0	0	0	0	0	0
02504	1	0	0	0	0	2	1	3	1	0	3	0	0	0
	0	0	0	0	1	3	0	4	0	0	1	0	0	0
	1+	0	0	0	1-	1-	1+	1-	1+	0	2+	0	0	0
02505	0	0	0	0	0	0	0	3	0	0	1	0	0	0
	0	0	0	0	0	3	0	4	5	0	1	0	0	0
	0	0	0	0	0	3-	0	1-	5-	0	0	0	0	0

PART II ARRESTS BY CHARGE AND AGENCY TYPE
 JUVENILE ADULTS GRAND TOTAL OTHER ASSAULTS

		JUVENILE	ADULTS	GRAND TOTAL	OTHER ASSAULTS	ARSON	FORGERY	FRAUD	EMBEZZLE	STOLEN PROPERTY	VANDAL	ILLEGAL WEAPONS	
FARMINGTON PD	85	0	0	0	0	0	0	0	0	0	0	0	
	84	0	0	0	0	0	0	0	0	0	0	0	
	CHANGE	0	0	0	0	0	0	0	0	0	0	0	
GRANT TOWN PD	85	0	4	4	0	0	0	0	0	0	0	0	
	84	0	2	2	0	0	0	0	0	0	0	0	
	CHANGE	0	2+	2+	0	0	0	0	0	0	0	0	
WORTHINGTON PD	85	0	0	0	0	0	0	0	0	0	0	0	
	84	0	0	0	0	0	0	0	0	0	0	0	
	CHANGE	0	0	0	0	0	0	0	0	0	0	0	

MARSHALL CTY	TOTAL	85	153	771	924	69	7	11	15	2	19	22	28
	84	107	719	826	34	1	13	86	2	10	16	36	
	CHANGE	46+	52+	98+	35+	6+	2-	71-	0	9+	6+	8-	

RURAL	85	83	354	437	39	2	10	15	2	12	8	25	
	84	21	289	310	23	0	8	84	1	7	5	28	
	CHANGE	62+	65+	127+	16+	2+	2+	69-	1+	5+	3+	3-	
SHERIFF	85	77	223	300	36	0	6	6	1	8	3	24	
	84	10	231	241	20	0	0	80	0	2	0	27	
	CHANGE	67+	8-	59+	16+	0	6+	74-	1+	6+	3+	3-	
STATE POLICE	85	6	131	137	3	2	4	9	1	4	5	1	
	84	11	58	69	3	0	8	4	1	5	5	1	
	CHANGE	5-	73+	68+	0	2+	4-	5+	0	1-	0	0	
MUNICIPAL	85	70	417	487	30	5	1	0	0	7	14	3	
	84	86	430	516	11	1	5	2	1	3	11	8	
	CHANGE	16-	13-	29-	19+	4+	4-	2-	1-	4+	3+	5-	
BENWOOD PD	85	28	115	143	7	0	1	0	0	0	4	1	
	84	32	58	90	2	1	1	1	0	0	9	3	
	CHANGE	4-	57+	53+	5+	1-	0	1-	0	0	5-	2-	
CAMERON PD	85	8	48	56	1	0	0	0	0	4	4	0	
	84	20	108	128	1	0	0	0	0	0	2	0	
	CHANGE	12-	60-	72-	0	0	0	0	0	4+	2+	0	
OLEN DALE PD	85	12	29	41	0	0	0	0	0	0	0	0	
	84	2	40	42	1	0	2	0	0	0	0	2	
	CHANGE	10+	11-	1-	1-	0	2-	0	0	0	0	2-	
MCMECHEN PD	85	2	36	38	0	1	0	0	0	1	4	0	
	84	0	79	79	0	0	0	0	1	0	0	0	
	CHANGE	2+	43-	41-	0	1+	0	0	1-	1+	4+	0	
MOUNDSVILLE PD	85	20	189	209	22	4	0	0	0	2	2	2	
	84	32	145	177	7	0	2	1	0	3	0	3	
	CHANGE	12-	44+	32+	15+	4+	2-	1-	0	1-	2+	1-	

MASON CTY	TOTAL	85	72	822	894	126	1	5	61	0	2	26	32
	84	71	714	785	107	0	18	53	0	3	11	41	
	CHANGE	1+	108+	109+	19+	1+	13-	8+	0	1-	15+	9-	

RURAL	85	54	464	518	108	0	4	58	0	0	16	16	
	84	38	375	413	87	0	17	53	0	2	3	34	
	CHANGE	16+	89+	105+	21+	0	13-	5+	0	2-	13+	18-	
SHERIFF	85	45	381	426	104	0	4	58	0	0	15	13	
	84	31	386	337	77	0	7	53	0	0	2	32	
	CHANGE	14+	75+	89+	27+	0	3-	5+	0	0	13+	19-	
STATE POLICE	85	9	83	92	4	0	0	0	0	0	1	3	
	84	7	69	76	10	0	10	0	0	2	1	2	
	CHANGE	2+	14+	16+	6-	0	10-	0	0	2-	0	1+	
MUNICIPAL	85	18	358	376	18	1	1	3	0	2	10	16	
	84	33	339	372	20	0	1	0	0	1	8	7	
	CHANGE	15-	19+	4+	2-	1+	0	3+	0	1+	2+	9+	
POINT PLEASANT PD	85	12	302	314	10	0	1	3	0	0	10	12	
	84	17	305	322	17	0	1	0	0	1	8	7	
	CHANGE	5-	3-	8-	7-	0	0	3+	0	1-	2+	5+	
NEW HAVEN PD	85	0	23	23	6	1	0	0	0	2	0	4	
	84	0	1	1	0	0	0	0	0	0	0	0	
	CHANGE	0	22+	22+	6+	1+	0	0	0	2+	0	4+	
MASON PD	85	5	6	11	1	0	0	0	0	0	0	0	
	84	12	21	33	1	0	0	0	0	0	0	0	
	CHANGE	7-	15-	22-	0	0	0	0	0	0	0	0	
HENDERSON PD	85	1	27	28	1	0	0	0	0	0	0	0	
	84	4	12	16	2	0	0	0	0	0	0	0	
	CHANGE	3-	15+	12+	1-	0	0	0	0	0	0	0	
HARTFORD PD	85	0	0	0	0	0	0	0	0	0	0	0	
	84	0	0	0	0	0	0	0	0	0	0	0	
	CHANGE	0	0	0	0	0	0	0	0	0	0	0	
LEON PD	85	0	0	0	0	0	0	0	0	0	0	0	
	84	0	0	0	0	0	0	0	0	0	0	0	
	CHANGE	0	0	0	0	0	0	0	0	0	0	0	

MERCER CTY	TOTAL	85	76	1950	2026	406	1	16	440	4	49	82	131
	84	74	2264	2338	393	0	30	582	4	71	86	104	
	CHANGE	2+	314-	312-	13+	1+	14-	142-	0	22-	4-	27+	

JAN THRU DEC 85-84

PAGE 38

	COML VICE	SEX OFFENSES	NARCOTIC AND DRUG	PART II GAMBLING	ARRESTS BY CHARGE FAMILY OFFENSES	DRIVING UND INFL	LIQUOR LAWS	AGENCY TYPE DRUNK-ENNESS	DISORD CONDUCT	VAGRANCY	OTHER OFFENSES	SUSPICION	CURFEW LOITER	RUN-AWAYS
02506	0	0	0	0	0	0	0	0	0	0	0	0	0	0
02507	0	0	0	0	2	0	0	1	1	0	0	0	0	0
02508	0	0	0	0	0	0	0	0	0	0	0	0	0	0
026AL	0	2	26	51	6	150	8	184	128	4	80	0	12	100
026RU	0	1	19	51	4	77	3	18	2	0	67	0	0	82
02650	0	0	15	0	2	46	0	16	2	0	58	0	0	77
0265P	0	1	4	51	2	31	3	2	0	0	9	0	0	5
0262Z	0	1	7	0	2	73	5	166	126	4	13	0	12	18
02601	0	1	1	0	1	13	0	53	43	2	0	0	0	16
02602	0	0	1	0	1	1	5	17	17	0	5	0	0	0
02603	0	0	0	0	0	12	0	15	4	2	6	0	0	2
02604	0	0	0	0	0	1	0	23	6	0	2	0	0	0
02605	0	0	5	0	0	46	0	58	56	0	0	0	12	0
027AL	0	1	23	0	2	137	3	272	0	0	188	0	0	15
027RU	0	0	14	0	0	48	3	79	0	0	161	0	0	11
02750	0	0	9	0	0	35	0	36	0	0	148	0	0	4
0275P	0	0	5	0	0	13	3	43	0	0	13	0	0	7
0272Z	0	1	9	0	2	89	0	193	0	0	27	0	0	4
02701	0	1	5	0	1	84	0	166	0	0	21	0	0	0
02702	0	0	1	0	0	1	0	3	0	0	5	0	0	0
02703	0	0	2	0	1	1	0	2	0	0	0	0	0	4
02704	0	0	1	0	0	3	0	22	0	0	1	0	0	0
02705	0	0	0	0	0	0	0	0	0	0	0	0	0	0
02706	0	0	0	0	0	0	0	0	0	0	0	0	0	0
028AL	0	5	12	5	15	209	5	144	128	6	358	0	0	10

PART II ARRESTS BY CHARGE AND AGENCY TYPE
JUVENILE ADULTS GRAND TOTAL OTHER ASSAULTS

PAGE 41

ARSON FORGERY FRAUD EMBEZZLE STOLEN PROPERTY VANDAL ILLEGAL WEAPONS

Table with columns for Agency Type (RURAL, SHERIFF, STATE POLICE, MUNICIPAL, ATHENS PD, BLUEFIELD PD, PRINCETON PD, MATOAKA PD, BRAMWELL PD, CONCORD COL SECURITY, BLUEFIELD ST SECURITY) and rows for 85, 84, and CHANGE. Columns include counts for ARSON, FORGERY, FRAUD, EMBEZZLE, STOLEN PROPERTY, VANDAL, and ILLEGAL WEAPONS.

MINERAL CTY TOTAL 85 39 335 374 51 0 8 3 2 5 14 14
84 62 321 383 48 4 11 5 0 8 25 14
CHANGE 23- 14+ 9- 3+ 4- 3- 2- 2+ 3- 11- 0

Table with columns for Agency Type (RURAL, SHERIFF, STATE POLICE, MUNICIPAL, KEYSER PD, PIEDMONT PD, RIDGELEY PD, ELK GARDEN PD, POTOMAC ST SECURITY) and rows for 85, 84, and CHANGE. Columns include counts for ARSON, FORGERY, FRAUD, EMBEZZLE, STOLEN PROPERTY, VANDAL, and ILLEGAL WEAPONS.

MINGO CTY TOTAL 85 66 1973 2039 77 12 3 6 1 13 16 65
84 27 1871 1898 74 2 8 5 0 11 25 62
CHANGE 39+ 102+ 141+ 3+ 10+ 5- 1+ 1+ 2+ 9- 3+

Table with columns for Agency Type (RURAL, SHERIFF, STATE POLICE, MUNICIPAL) and rows for 85, 84, and CHANGE. Columns include counts for ARSON, FORGERY, FRAUD, EMBEZZLE, STOLEN PROPERTY, VANDAL, and ILLEGAL WEAPONS.

	CGML VICE	SEX OFFENSES	NARCOTIC AND DRUG	PART II GAMBLING	ARRESTS BY FAMILY OFFENSES	CHARGE DRIVING UND INFL	LIQUOR LAWS	AGENCY TYPE DRUNK-ENNESS	DISORD CONDUCT	VAGRANCY	OTHER OFFENSES	SUSPICION LOITER	CURFEW LOITER	RUN-AWAYS
028RU	0	0	1	0	14	72	0	6	0	0	211	0	0	7
	0	3	7	0	6	62	6	0	0	0	167	0	0	3
	0	3-	6-	0	8+	10+	6-	6+	0	0	44+	0	0	4+
02850	0	0	0	0	14	23	0	6	0	0	208	0	0	7
	0	0	1	0	3	24	0	0	0	0	167	0	0	0
	0	0	1-	0	11+	1-	0	6+	0	0	41+	0	0	7+
0285P	0	0	1	0	0	49	0	0	0	0	3	0	0	0
	0	3	6	0	3	38	6	0	0	0	0	0	0	3
	0	3-	5-	0	3-	11+	6-	0	0	0	3+	0	0	3-
0282Z	0	5	11	5	1	137	5	138	128	6	147	0	0	3
	0	10	13	1	2	202	33	299	88	1	140	0	0	5
	0	5-	2-	4+	1-	65-	28-	161-	40+	5+	13-	0	0	2-
02801	0	0	0	0	0	0	0	0	0	0	0	0	0	0
	0	0	0	0	0	0	0	0	0	0	0	0	0	0
	0	0	0	0	0	0	0	0	0	0	0	0	0	0
02802	0	1	9	5	1	89	0	74	89	6	31	0	0	3
	0	4	6	1	2	92	0	191	77	1	47	0	0	2
	0	3-	3+	4+	1-	3-	0	117-	12+	5+	16-	0	0	1+
02803	0	4	2	0	0	48	0	63	39	0	113	0	0	0
	0	6	7	0	0	109	33	95	8	0	113	0	0	3
	0	2-	5-	0	0	61-	33-	32-	31+	0	0	0	0	3-
02804	0	0	0	0	0	0	5	1	0	0	3	0	0	0
	0	0	0	0	0	1	0	13	3	0	0	0	0	0
	0	0	0	0	0	1-	5+	12-	3-	0	3+	0	0	0
02805	0	0	0	0	0	0	0	0	0	0	0	0	0	0
	0	0	0	0	0	0	0	0	0	0	0	0	0	0
	0	0	0	0	0	0	0	0	0	0	0	0	0	0
02806	0	0	0	0	0	0	0	0	0	0	0	0	0	0
	0	0	0	0	0	0	0	0	0	0	0	0	0	0
	0	0	0	0	0	0	0	0	0	0	0	0	0	0
02807	0	0	0	0	0	0	0	0	0	0	0	0	0	0
	0	0	0	0	0	0	0	0	0	0	0	0	0	0
	0	0	0	0	0	0	0	0	0	0	0	0	0	0
029AL	0	1	5	0	2	84	52	24	13	0	80	0	4	12
	0	4	26	0	6	42	1	42	38	0	97	0	0	12
	0	3-	21-	0	4-	42+	51+	18-	25-	0	17-	0	4+	0
029RU	0	0	5	0	2	56	51	9	0	0	33	0	0	5
	0	3	19	0	3	26	0	12	0	0	50	0	0	5
	0	3-	14-	0	1-	30+	51+	3-	0	0	17-	0	0	0
02950	0	0	2	0	2	12	2	3	0	0	7	0	0	3
	0	1	18	0	3	6	0	2	0	0	27	0	0	0
	0	1-	16-	0	1-	6+	2+	1+	0	0	20-	0	0	3+
0295P	0	0	3	0	0	44	49	6	0	0	26	0	0	2
	0	2	1	0	0	20	0	10	0	0	23	0	0	3
	0	2-	2+	0	0	24+	49+	4-	0	0	3+	0	0	3-
0292Z	0	1	0	0	0	28	1	15	13	0	47	0	4	7
	0	1	7	0	3	16	1	30	38	0	47	0	0	7
	0	0	7-	0	3-	12+	0	15-	25-	0	0	0	4+	0
02901	0	0	0	0	0	27	1	15	5	0	41	0	0	5
	0	0	4	0	0	14	1	18	11	0	40	0	0	7
	0	0	4-	0	0	13+	0	3-	6-	0	1+	0	0	2-
02902	0	1	0	0	0	0	0	0	4	0	4	0	0	2
	0	1	3	0	3	2	0	12	27	0	7	0	0	0
	0	0	3-	0	3-	2-	0	12-	23-	0	3-	0	0	2+
02903	0	0	0	0	0	1	0	0	4	0	2	0	4	0
	0	0	0	0	0	0	0	0	0	0	0	0	0	0
	0	0	0	0	0	1+	0	0	4+	0	2+	0	4+	0
02904	0	0	0	0	0	0	0	0	0	0	0	0	0	0
	0	0	0	0	0	0	0	0	0	0	0	0	0	0
	0	0	0	0	0	0	0	0	0	0	0	0	0	0
02905	0	0	0	0	0	0	0	0	0	0	0	0	0	0
	0	0	0	0	0	0	0	0	0	0	0	0	0	0
	0	0	0	0	0	0	0	0	0	0	0	0	0	0
030AL	0	2	127	9	2	263	20	779	265	0	344	0	24	9
	0	6	118	6	0	298	24	924	224	0	110	0	0	1
	0	4-	9+	3+	2+	35-	4-	145-	41+	0	234+	0	26+	8+
030RU	0	2	72	9	1	164	2	122	21	0	316	0	0	1
	0	2	54	6	0	164	5	190	8	0	74	0	0	0
	0	0	18+	3+	1+	0	3-	68-	13+	0	240+	0	0	1+
03050	0	0	45	1	0	126	0	89	21	0	52	0	0	0
	0	0	36	0	0	139	0	163	8	0	58	0	0	0
	0	0	9+	1+	0	13-	0	74-	13+	0	6-	0	0	0
0305P	0	2	27	8	1	38	2	33	0	0	264	0	0	1
	0	2	18	6	0	25	5	27	0	0	18	0	0	0
	0	0	9+	2+	1+	13+	3-	6+	0	0	246+	0	0	1+
0302Z	0	0	55	0	1	99	18	657	244	0	28	0	26	8
	0	4	64	0	0	134	19	734	216	0	34	0	0	1
	0	4-	9-	0	1+	35-	1-	77-	28+	0	6-	0	26+	7+

JAN THRU DEC 85-84

PART II ARRESTS BY CHARGE AND AGENCY TYPE
JUVENILE ADULTS GRAND TOTAL OTHER ASSAULTS ARSON FORGERY FRAUD EMBEZZLE STOLEN PROPERTY VANDAL ILLEGAL WEAPONS

PAGE 45

	85												
GILBERT PD	85	0	5	5	0	0	0	0	0	0	0	0	0
	84	0	3	3	0	0	0	0	0	0	0	0	0
CHANGE		0	2+	2+	0	0	0	0	0	0	0	0	0
WILLIAMSON PD	85	13	739	752	29	1	0	0	0	5	7	17	
	84	19	843	862	23	1	1	1	0	0	7	31	
CHANGE		6-	104-	110-	6+	0	1-	1-	0	5+	0	14-	
KERMIT PD	85	90	267	317	0	0	0	0	0	1	2	11	
	84	1	154	155	0	0	0	0	0	0	0	0	
CHANGE		49+	113+	162+	0	0	0	0	0	1+	2+	11+	
DELBARTON PD	85	0	48	48	0	0	0	0	0	0	0	0	
	84	0	143	143	6	0	0	0	0	0	0	3	
CHANGE		0	95-	95-	6-	0	0	0	0	0	0	3-	
MATEWAN PD	85	0	87	87	0	0	0	0	0	0	0	0	
	84	0	116	116	0	0	0	0	0	0	0	0	
CHANGE		0	29-	29-	0	0	0	0	0	0	0	0	

MONONGALIA CTY TOTAL	85	47	1024	1071	118	1	17	19	1	7	40	40	
	84	44	934	978	85	1	10	30	0	6	22	43	
CHANGE		3+	90+	93+	33+	0	7+	11-	1+	1+	18+	3-	

RURAL	85	11	340	351	58	1	11	12	0	4	0	28	
	84	10	413	423	43	0	6	20	0	2	2	30	
CHANGE		1+	73-	72-	15+	1+	5+	8-	0	2+	2-	2-	
SHERIFF	85	2	109	111	13	0	9	0	0	0	0	25	
	84	1	128	129	10	0	4	0	0	0	1	20	
CHANGE		1+	19-	18-	3+	0	5+	0	0	0	1-	5+	
STATE POLICE	85	9	231	240	45	1	2	12	0	4	0	3	
	84	9	285	294	33	0	2	20	0	2	1	10	
CHANGE		0	54-	54-	12+	1+	0	8-	0	2+	1-	7-	
MUNICIPAL	85	36	684	720	68	0	6	7	1	3	40	12	
	84	34	521	559	42	1	4	10	0	4	20	13	
CHANGE		2+	163+	165+	18+	1-	2+	3-	1+	1-	20+	1-	
MORGANTOWN PD	85	23	499	522	49	0	2	6	1	2	31	11	
	84	27	325	352	28	1	4	7	0	4	13	10	
CHANGE		4-	174+	170+	21+	1-	2-	1-	1+	2-	18+	1+	
STAR CITY PD	85	5	13	18	0	0	0	0	0	0	0	0	
	84	0	0	0	0	0	0	0	0	0	0	0	
CHANGE		5+	13+	18+	0	0	0	0	0	0	0	0	
WESTOVER PD	85	7	94	101	2	0	1	1	0	0	2	1	
	84	6	114	120	3	0	0	1	0	0	4	0	
CHANGE		1+	20-	19-	1-	0	1+	0	0	0	2-	1+	
OSAGE PD	85	0	0	0	0	0	0	0	0	0	0	0	
	84	0	0	0	0	0	0	0	0	0	0	0	
CHANGE		0	0	0	0	0	0	0	0	0	0	0	
WVU SECURITY POLICE	85	0	45	45	6	0	3	0	0	1	7	0	
	84	0	79	79	11	0	0	1	0	0	2	3	
CHANGE		0	34-	34-	5-	0	3+	1-	0	1+	5+	3-	
GRANVILLE PD	85	1	33	34	3	0	0	0	0	0	0	0	
	84	1	3	4	0	0	0	1	0	0	1	0	
CHANGE		0	30+	30+	3+	0	0	1-	0	0	1-	0	

MONROE CTY TOTAL	85	25	499	524	20	0	1	0	0	8	35	26	
	84	35	387	422	22	0	1	15	0	23	2	28	
CHANGE		10-	112+	102+	2-	0	0	15-	0	15-	33+	2-	

RURAL	85	4	227	231	10	0	0	0	0	8	0	24	
	84	4	212	216	21	0	1	0	0	9	0	28	
CHANGE		0	15+	15+	11-	0	1-	0	0	1-	0	4-	
SHERIFF	85	3	148	151	10	0	0	0	0	6	0	23	
	84	4	131	135	21	0	0	0	0	9	0	26	
CHANGE		1-	17+	16+	11-	0	0	0	0	3-	0	3-	
STATE POLICE	85	1	79	80	0	0	0	0	0	2	0	1	
	84	0	81	81	0	0	1	0	0	0	0	2	
CHANGE		1+	2-	1-	0	0	1-	0	0	2+	0	1-	
MUNICIPAL	85	21	272	293	10	0	1	0	0	0	35	2	
	84	31	175	206	1	0	0	15	0	14	2	0	
CHANGE		10-	97+	87+	9+	0	1+	15-	0	14-	33+	2+	
ALDERSON PD	85	21	272	293	10	0	1	0	0	0	35	2	
	84	31	175	206	1	0	0	15	0	14	2	0	
CHANGE		10-	97+	87+	9+	0	1+	15-	0	14-	33+	2+	
UNION PD	85	0	0	0	0	0	0	0	0	0	0	0	
	84	0	0	0	0	0	0	0	0	0	0	0	
CHANGE		0	0	0	0	0	0	0	0	0	0	0	
PETERSTOWN PD	85	0	0	0	0	0	0	0	0	0	0	0	
	84	0	0	0	0	0	0	0	0	0	0	0	
CHANGE		0	0	0	0	0	0	0	0	0	0	0	

MORGAN CTY TOTAL	85	8	258	246	68	2	1	44	0	2	24	5	
	84	7	172	179	36	0	1	34	0	2	11	11	
CHANGE		1+	66+	67+	32+	2+	0	10+	0	0	13+	6-	

JAN THRU DEC 85-84

	COML VICE	SEX OFFENSES	PART II MARCOTIC AND DRUG	GAMBLING	ARRESTS BY FAMILY OFFENSES	BY CHARGE DRIVING UND INFL	46 AND AGENCY LIQUOR LAWS	TYPE DRUNK-ENNESS	DISORD CONDUCT	VAGRANCY	OTHER OFFENSES	SUSPICION	CURFEW LOITER	RUN-AWAYS
03001	0	0	0	0	0	1	0	4	0	0	0	0	0	0
	0	0	0	0	0	2	0	0	1	0	0	0	0	0
	0	0	0	0	0	1-	0	4+	1-	0	0	0	0	0
03002	0	0	43	0	1	92	3	402	129	0	23	0	0	0
	0	4	58	0	0	125	0	414	171	0	23	0	0	1
	0	4-	13-	0	1+	33-	3+	12-	42-	0	2-	0	0	1-
03003	0	0	12	0	0	2	7	162	86	0	0	0	26	8
	0	0	0	0	0	0	19	136	0	0	0	0	0	0
	0	0	12+	0	0	2+	12-	26+	86+	0	0	0	26+	8+
03004	0	0	6	0	0	3	0	21	19	0	5	0	0	0
	0	0	0	0	0	7	0	76	36	0	9	0	0	0
	0	0	6-	0	0	4-	0	55-	17-	0	4-	0	0	0
03005	0	0	0	0	0	1	8	68	10	0	0	0	0	0
	0	0	0	0	0	0	0	108	8	0	0	0	0	0
	0	0	0	0	0	1+	8+	40-	2+	0	0	0	0	0

031AL	0	7	6	4	9	256	33	267	66	1	165	0	0	14
	0	6	14	1	12	205	2	255	46	0	222	0	0	18
	0	1+	8-	3+	3-	51+	31+	12+	20+	1+	57-	0	0	4-

031RU	0	1	10	0	9	114	0	45	0	1	57	0	0	9
	0	0	1	1	11	114	0	94	0	0	84	0	0	6
	0	1+	9-	1-	2-	0	0	49-	0	1+	27-	0	0	3+
031SO	0	0	0	0	2	14	0	14	0	1	33	0	0	0
	0	0	1	0	4	9	0	40	0	0	40	0	0	0
	0	0	1-	0	2-	5+	0	26-	0	1+	7-	0	0	0
031SP	0	1	1	0	7	100	0	31	0	0	24	0	0	9
	0	0	9	1	7	105	0	54	0	0	44	0	0	6
	0	1+	8-	1-	0	3-	0	23-	0	0	20-	0	0	3+
031Z2	0	6	5	4	0	142	33	222	66	0	108	0	0	5
	0	6	4	0	1	91	2	161	46	0	138	0	0	12
	0	0	1+	4+	1-	51+	31+	61+	20+	0	30-	0	0	7-
03101	0	6	5	4	0	93	33	158	52	0	64	0	0	5
	0	2	2	0	1	60	2	100	41	0	65	0	0	12
	0	4+	3+	4+	1-	33+	31+	58+	11+	0	1-	0	0	7-
03103	0	0	0	0	0	3	0	8	1	0	6	0	0	0
	0	0	0	0	0	0	0	0	0	0	0	0	0	0
	0	0	0	0	0	3+	0	8+	1+	0	4+	0	0	0
03104	0	0	0	0	0	24	0	39	12	0	19	0	0	0
	0	1	0	0	0	29	0	47	4	0	31	0	0	0
	0	1-	0	0	0	5-	0	8-	8+	0	12-	0	0	0
03105	0	0	0	0	0	0	0	0	0	0	0	0	0	0
	0	0	0	0	0	0	0	0	0	0	0	0	0	0
	0	0	0	0	0	0	0	0	0	0	0	0	0	0
03106	0	0	0	0	0	0	0	9	0	0	19	0	0	0
	0	3	2	0	0	1	0	13	1	0	42	0	0	0
	0	3-	2-	0	0	1-	0	4-	1-	0	23-	0	0	0
03109	0	0	0	0	0	22	0	8	1	0	0	0	0	0
	0	0	0	0	0	21+	0	1	0	0	0	0	0	0
	0	0	0	0	0	0	0	7+	1+	0	0	0	0	0

032AL	0	5	8	0	0	61	10	126	60	0	148	0	0	8
	0	9	8	0	2	58	5	63	61	9	114	0	2	4
	0	0	0	0	2-	3+	5+	63+	1-	9-	34+	0	6+	4+

032RU	0	5	4	0	0	38	0	7	0	0	135	0	0	0
	0	5	5	0	1	35	0	3	0	0	108	0	0	0
	0	1-	1-	0	1-	3+	0	4+	0	0	27+	0	0	0
032SO	0	4	2	0	0	27	0	0	0	0	79	0	0	0
	0	5	0	0	1	22	0	1	0	0	48	0	0	0
	0	1-	0	0	1-	5+	0	1-	0	0	31+	0	0	0
032SP	0	1	2	0	0	11	0	7	0	0	56	0	0	0
	0	0	3	0	0	13	0	2	0	0	60	0	0	0
	0	1+	1-	0	0	2-	0	5+	0	0	4-	0	0	0
032Z2	0	0	4	0	0	23	10	119	60	0	13	0	8	8
	0	0	3	0	1	23	5	60	61	9	6	0	2	4
	0	0	1+	0	1-	0	5+	59+	1-	9-	7+	0	6+	4+
03201	0	0	4	0	0	23	10	119	60	0	13	0	8	8
	0	0	3	0	1	23	5	60	61	9	6	0	2	4
	0	0	1+	0	1-	0	5+	59+	1-	9-	7+	0	6+	4+
03202	0	0	0	0	0	0	0	0	0	0	0	0	0	0
	0	0	0	0	0	0	0	0	0	0	0	0	0	0
	0	0	0	0	0	0	0	0	0	0	0	0	0	0
03203	0	0	0	0	0	0	0	0	0	0	0	0	0	0
	0	0	0	0	0	0	0	0	0	0	0	0	0	0
	0	0	0	0	0	0	0	0	0	0	0	0	0	0

033AL	0	1	5	0	1	50	0	9	1	0	31	0	2	0
	0	2	1	0	2	41	1	9	0	0	28	0	0	0
	0	1-	4+	0	1-	9+	1-	0	1+	0	3+	0	2+	0

PART II ARRESTS BY CHARGE AND AGENCY TYPE
JUVENILE ADULTS GRAND TOTAL OTHER ASSAULTS

PAGE 49

ARSON FORGERY FRAUD EMBEZZLE STOLEN PROPERTY VANDAL ILLEGAL WEAPONS

Table with columns for Agency Type (RURAL, SHERIFF, STATE POLICE, MUNICIPAL, etc.), Year (85, 84), Change, and various Charge Categories (ARSON, FORGERY, FRAUD, EMBEZZLE, STOLEN PROPERTY, VANDAL, ILLEGAL WEAPONS). Rows include data for various police departments like BERKELEY SPRINGS PD, PAW-PAW PD, NICHOLAS CTY, RICHWOOD PD, SUMMERSVILLE PD, OHIO CTY, WHEELING PD, TRIADELPHIA PD, BETHLEHEM PD, WEST LIBERTY PD, VALLEY GROVE PD, WEST LIBERTY ST COL SEC, and CLEARVIEW PD.

JAN THRU DEC 85-84

PAGE 50

	COML VICE	SEX OFFENSES	PART II NARCOTIC AND DRUG	GAMBLING	ARRESTS BY FAMILY OFFENSES	CHARGE DRIVING UND INFL	50 AND LIQUOR LAWS	AGENCY TYPE DRUNK-ENNESS	DISORD CONDUCT	VAGRANCY	OTHER OFFENSES	SUSPICION	CURFEW LOITER	RUN-AWAYS
033RU	0 0 0	1 2 1-	5 1 4+	0 0 0	1 2 1-	38 38 0	0 1 1-	9 7 2+	0 0 0	0 0 0	31 28 3+	0 0 0	0 0 0	0 0 0
03350	0 0 0	1 0 1+	4 0 4+	0 0 0	1 2 1-	3 7 4-	0 1 1-	6 1 5+	0 0 0	0 0 0	29 14 15+	0 0 0	0 0 0	0 0 0
033SP	0 0 0	0 2 2-	1 1 0	0 0 0	0 0 0	35 31 4+	0 0 0	3 6 3-	0 0 0	0 0 0	2 14 12-	0 0 0	0 0 0	0 0 0
033ZZ	0 0 0	0 0 0	0 0 0	0 0 0	0 0 0	12 3 9+	0 0 0	0 2 2-	1 0 1+	0 0 0	0 0 0	0 0 0	2 0 2+	0 0 0
03301	0 0 0	0 0 0	0 0 0	0 0 0	0 0 0	0 0 0	0 0 0	0 0 0	0 0 0	0 0 0	0 0 0	0 0 0	0 0 0	0 0 0
03302	0 0 0	0 0 0	0 0 0	0 0 0	0 0 0	12 3 9+	0 0 0	0 2 2-	1 0 1+	0 0 0	0 0 0	0 0 0	2 0 2+	0 0 0
034AL	0 0 0	6 3 3+	14 8 6+	0 0 0	4 0 4+	207 180 27+	0 9 9-	92 171 79-	24 49 25-	0 0 0	54 17 37+	0 0 0	0 0 0	2 1 1+
034RU	0 0 0	1 0 1+	6 7 1-	0 0 0	2 0 2+	94 69 25+	0 5 5-	19 49 30-	6 3 3+	0 0 0	22 4 18+	0 0 0	0 0 0	0 1 1-
03450	0 0 0	0 0 0	4 4 0	0 0 0	2 0 2+	70 34 36+	0 4 4-	17 45 28-	6 3 3+	0 0 0	15 0 15+	0 0 0	0 0 0	0 0 0
034SP	0 0 0	1 0 1+	2 3 1-	0 0 0	0 0 0	24 35 11-	0 1 1-	2 4 2-	0 0 0	0 0 0	7 4 3+	0 0 0	0 0 0	0 1 1-
034ZZ	0 0 0	5 3 2+	8 1 7+	0 0 0	2 0 2+	113 111 2+	0 4 4-	73 122 49-	18 46 28-	0 0 0	32 13 19+	0 0 0	0 0 0	2 0 2+
03401	0 0 0	1 1 0	3 0 3+	0 0 0	2 0 2+	42 96 14-	0 0 0	53 109 47-	17 46 29-	0 0 0	0 1 1-	0 0 0	0 0 0	0 0 0
03402	0 0 0	4 2 2+	5 1 4+	0 0 0	0 0 0	71 95 16+	0 4 4-	20 22 2-	1 0 1+	0 0 0	32 12 20+	0 0 0	0 0 0	2 0 2+
035AL	7 22 15-	4 20 16-	22 22 0	1 0 1+	1 2 1-	230 146 84+	16 29 13-	195 177 18+	43 63 20-	3 0 3+	240 200 40+	0 0 0	29 40 11-	31 33 2-
035RU	1 0 1+	1 2 1-	4 6 2-	0 0 0	1 2 1-	59 37 22+	0 0 0	9 24 15-	0 0 0	0 0 0	132 110 22+	0 0 0	0 0 0	6 5 1+
03550	1 0 1+	0 1 1-	4 4 0	0 0 0	1 0 1+	48 15 33+	0 0 0	5 12 7-	0 0 0	0 0 0	83 46 37+	0 0 0	0 0 0	2 0 2+
035SP	0 0 0	1 1 0	0 2 2-	0 0 0	0 2 2-	11 22 11-	0 0 0	4 12 8-	0 0 0	0 0 0	49 64 13-	0 0 0	0 0 0	4 5 1-
035ZZ	6 22 16-	3 18 15-	18 16 2+	1 0 1+	0 0 0	171 109 62+	16 29 13-	186 153 33+	43 63 20-	3 0 3+	108 90 18+	0 0 0	29 40 11-	25 28 3-
03501	6 22 16-	3 18 15-	18 16 2+	1 0 1+	0 0 0	171 108 63+	16 29 13-	180 152 28+	43 63 20-	3 0 3+	103 86 17+	0 0 0	29 40 11-	25 28 3-
03502	0 0 0	0 0 0	0 0 0	0 0 0	0 0 0	0 0 0	0 0 0	0 0 0	0 0 0	0 0 0	0 0 0	0 0 0	0 0 0	0 0 0
03503	0 0 0	0 0 0	0 0 0	0 0 0	0 0 0	0 0 0	0 0 0	0 0 0	0 0 0	0 0 0	0 0 0	0 0 0	0 0 0	0 0 0
03504	0 0 0	0 0 0	0 0 0	0 0 0	0 0 0	0 0 0	0 0 0	0 0 0	0 0 0	0 0 0	0 0 0	0 0 0	0 0 0	0 0 0
03505	0 0 0	0 0 0	0 0 0	0 0 0	0 0 0	0 0 0	0 0 0	6 6+	0 0	0 0	0 0	0 0	0 0	0 0
03506	0 0 0	0 0 0	0 0 0	0 0 0	0 0 0	0 1 1-	0 0 0	0 1 1-	0 0 0	0 0 0	5 4 1+	0 0 0	0 0 0	0 0 0
03508	0 0 0	0 0 0	0 0 0	0 0 0	0 0 0	0 0 0	0 0 0	0 0 0	0 0 0	0 0 0	0 0 0	0 0 0	0 0 0	0 0 0

PAGE 53
PART II ARRESTS BY CHARGE AND AGENCY TYPE
JUVENILE ADULTS GRAND OTHER ASSAULTS

		JUVENILE	ADULTS	GRAND TOTAL	OTHER ASSAULTS	ARSON	FORGERY	FRAUD	EMBEZZLE	STOLEN PROPERTY	VANDAL	ILLEGAL WEAPONS	

PENDERTON CTY	TOTAL	85	9	135	144	13	2	1	49	0	2	8	22
	84	9	131	136	19	0	0	20	0	1	8	40	
	CHANGE	4+	4+	8+	6-	2+	1+	29+	0	1+	0	18-	

RURAL	85	9	135	144	13	2	1	49	0	2	8	22	
	84	9	127	132	19	0	0	20	0	1	8	37	
	CHANGE	4+	8+	12+	6-	2+	1+	29+	0	1+	0	15-	
SHERIFF	85	6	74	80	4	0	0	45	0	0	3	14	
	84	1	29	30	5	0	0	0	0	0	0	25	
	CHANGE	5+	45+	50+	1-	0	0	45+	0	0	3+	11-	
STATE POLICE	85	3	61	64	9	2	1	4	0	2	5	8	
	84	4	98	102	14	0	0	20	0	1	8	12	
	CHANGE	1-	37-	38-	5-	2+	1+	16-	0	1+	3-	4-	
MUNICIPAL	85	0	0	0	0	0	0	0	0	0	0	0	
	84	0	4	4	0	0	0	0	0	0	0	3	
	CHANGE	0	4-	4-	0	0	0	0	0	0	0	3-	
FRANKLIN PD	85	0	0	0	0	0	0	0	0	0	0	0	
	84	0	4	4	0	0	0	0	0	0	0	3	
	CHANGE	0	4-	4-	0	0	0	0	0	0	0	3-	

PLEASANTS CTY	TOTAL	85	5	196	201	18	0	1	0	0	0	36	
	84	5	305	310	30	0	27	2	0	0	1	24	
	CHANGE	0	109-	109-	12-	0	26-	1-	0	0	1-	12+	

RURAL	85	5	101	106	11	0	0	0	0	0	0	36	
	84	5	269	272	24	0	26	2	0	0	1	24	
	CHANGE	2+	168-	166-	13-	0	26-	2-	0	0	1-	12+	
SHERIFF	85	5	32	37	0	0	0	0	0	0	0	36	
	84	0	114	114	13	0	1	1	0	0	1	23	
	CHANGE	5+	82-	77-	13-	0	1-	1-	0	0	1-	13+	
STATE POLICE	85	0	69	69	11	0	0	0	0	0	0	0	
	84	3	155	158	11	0	25	1	0	0	0	1	
	CHANGE	3-	86-	89-	0	0	25-	1-	0	0	0	1-	
MUNICIPAL	85	0	95	95	7	0	1	1	0	0	0	0	
	84	2	36	38	6	0	1	0	0	0	0	0	
	CHANGE	2-	59+	57+	1+	0	0	1+	0	0	0	0	
ST MARYS PD	85	0	95	95	7	0	1	1	0	0	0	0	
	84	2	36	38	6	0	1	0	0	0	0	0	
	CHANGE	2-	59+	57+	1+	0	0	1+	0	0	0	0	

POCAHONTAS CTY	TOTAL	85	13	165	178	1	0	1	2	0	2	1	36
	84	3	232	235	8	1	1	0	0	0	3	33	
	CHANGE	10+	67-	57-	7-	1-	0	2+	0	2+	2-	3+	

RURAL	85	5	142	147	1	0	1	2	0	2	1	36	
	84	3	222	225	8	1	1	0	0	0	3	33	
	CHANGE	2+	80-	78-	7-	1-	0	2+	0	2+	2-	3+	
SHERIFF	85	4	90	94	0	0	0	2	0	2	1	33	
	84	0	166	166	6	1	0	0	0	2	3	29	
	CHANGE	4+	76-	72-	6-	1-	0	2+	0	2+	2-	4+	
STATE POLICE	85	1	52	53	1	0	1	0	0	0	0	3	
	84	3	56	59	2	0	1	0	0	0	0	4	
	CHANGE	2-	4-	6-	1-	0	0	0	0	0	0	1-	
MUNICIPAL	85	8	23	31	0	0	0	0	0	0	0	0	
	84	0	10	10	0	0	0	0	0	0	0	0	
	CHANGE	8+	13+	21+	0	0	0	0	0	0	0	0	
MARLINTON PD	85	8	23	31	0	0	0	0	0	0	0	0	
	84	0	10	10	0	0	0	0	0	0	0	0	
	CHANGE	8+	13+	21+	0	0	0	0	0	0	0	0	

PRESTON CTY	TOTAL	85	27	592	619	145	2	3	175	4	10	30	50
	84	14	454	468	97	0	1	130	1	9	22	42	
	CHANGE	13+	138+	151+	48+	2+	2+	45+	3+	1+	8+	8+	

RURAL	85	21	564	585	133	2	2	175	4	7	29	50	
	84	9	424	433	93	0	1	130	1	9	21	42	
	CHANGE	12+	140+	152+	40+	2+	1+	45+	3+	2-	8+	8+	
SHERIFF	85	20	363	383	104	2	1	54	4	6	29	50	
	84	9	323	332	83	0	0	73	1	3	21	42	
	CHANGE	11+	40+	51+	21+	2+	1+	19-	3+	3+	8+	8+	
STATE POLICE	85	1	201	202	29	0	1	121	0	1	0	0	
	84	0	101	101	10	0	1	57	0	6	0	0	
	CHANGE	1+	100+	101+	19+	0	0	64+	0	5-	0	0	
MUNICIPAL	85	6	28	34	12	0	1	0	0	3	1	0	
	84	5	38	35	4	0	0	0	0	3	1	0	
	CHANGE	1+	2-	1-	8+	0	1+	0	0	3+	0	0	
KINGWOOD PD	85	6	27	33	12	0	1	0	0	3	1	0	
	84	1	18	19	2	0	0	0	0	0	0	0	
	CHANGE	5+	9+	14+	10+	0	1+	0	0	3+	1+	0	

JAN THRU DEC 85-84

PAGE 54

	COMPL VICE	SEX OFFENSES	PART II NARCOTIC AND DRUG	GAMBLING	ARRESTS BY CHARGE FAMILY OFFENSES	DRIVING UND INFL	LIQUOR LAWS	AGENCY TYPE DRUNK-ENNESS	DISORD CONDUCT	VAGRANCY	OTHER OFFENSES	SUSPICION	CURFEW LOITER	RUN-AWAYS
036AL	0	3	4	0	2	13	1	5	9	0	9	0	0	1
	0	1	2	0	3	17	1+	8	0	0	17	0	0	0
	0	2+	2+	0	1-	4-	0	3-	9+	0	8-	0	0	1+
036RU	0	3	4	0	2	13	1	5	9	0	9	0	0	1
	0	1	2	0	3	16	1+	8	0	0	17	0	0	0
	0	2+	2+	0	1-	3-	0	3-	9+	0	8-	0	0	1+
036SO	0	0	0	0	2	0	0	1	9	0	1	0	0	1
	0	0	0	0	0	0	0	0	0	0	0	0	0	0
	0	0	0	0	2+	0	0	1+	9+	0	1+	0	0	1+
036SP	0	3	4	0	0	13	1	4	0	0	8	0	0	0
	0	1	2	0	3	16	0	8	0	0	17	0	0	0
	0	2+	2+	0	3-	3-	1+	4-	0	0	9-	0	0	0
036ZZ	0	0	0	0	0	0	0	0	0	0	0	0	0	0
	0	0	0	0	0	1	0	0	0	0	0	0	0	0
	0	0	0	0	0	1-	0	0	0	0	0	0	0	0
03601	0	0	0	0	0	0	0	0	0	0	0	0	0	0
	0	0	0	0	0	1	0	0	0	0	0	0	0	0
	0	0	0	0	0	1-	0	0	0	0	0	0	0	0
037AL	0	0	0	0	0	44	1	61	3	2	34	0	0	0
	0	1-	5-	0	2	46	5	58	0	1	108	0	0	0
	0	1-	5-	0	2-	2-	4-	3+	3+	1+	74-	0	0	0
037RU	0	0	0	0	0	10	1	12	0	2	34	0	0	0
	0	1-	5-	0	2	35	5	39	0	0	108	0	0	0
	0	1-	5-	0	2-	29-	4-	27-	0	2+	74-	0	0	0
037SO	0	0	0	0	0	0	0	0	0	0	1	0	0	0
	0	1	2	0	1	10	5	13	0	0	43	0	0	0
	0	1-	2-	0	1-	10-	5-	13-	0	0	42-	0	0	0
037SP	0	0	0	0	0	10	1	12	0	2	33	0	0	0
	0	0	3	0	1	25	0	26	0	0	45	0	0	0
	0	0	3-	0	1-	15-	1+	14-	0	2+	32-	0	0	0
037ZZ	0	0	0	0	0	34	0	49	3	0	0	0	0	0
	0	0	0	0	0	11	0	19	0	1	0	0	0	0
	0	0	0	0	0	23+	0	30+	3+	1-	0	0	0	0
03701	0	0	0	0	0	34	0	49	3	0	0	0	0	0
	0	0	0	0	0	11	0	19	0	1	0	0	0	0
	0	0	0	0	0	23+	0	30+	3+	1-	0	0	0	0
038AL	0	0	9	0	1	52	0	31	5	0	37	0	0	0
	0	1-	7	0	8	63	0	15	7	0	86	0	0	2
	0	1-	2+	0	7-	11-	0	16+	2-	0	49-	0	0	2-
038RU	0	0	6	0	1	45	0	15	0	0	37	0	0	0
	0	1	7	0	8	59	0	15	5	0	82	0	0	2
	0	1-	1-	0	7-	14-	0	0	5-	0	45-	0	0	2-
038SO	0	0	6	0	1	31	0	1	0	0	17	0	0	0
	0	1	5	0	8	52	0	0	5	0	56	0	0	0
	0	1-	1+	0	7-	21-	0	1+	5-	0	39-	0	0	0
038SP	0	0	0	0	0	14	0	14	0	0	20	0	0	0
	0	0	2	0	0	7	0	15	0	0	26	0	0	2
	0	0	2-	0	0	7+	0	1-	0	0	6-	0	0	2-
038ZZ	0	0	3	0	0	7	0	16	5	0	0	0	0	0
	0	0	0	0	0	4	0	0	2	0	4	0	0	0
	0	0	3+	0	0	3+	0	16+	3+	0	4-	0	0	0
03801	0	0	3	0	0	7	0	16	5	0	0	0	0	0
	0	0	0	0	0	4	0	0	2	0	4	0	0	0
	0	0	3+	0	0	3+	0	16+	3+	0	4-	0	0	0
039AL	0	5	16	0	11	78	0	15	0	0	72	0	0	3
	0	7	5	0	4	64	3	15	0	0	61	0	0	7
	0	2-	11+	0	7+	14+	3-	0	0	0	11+	0	0	4-
039RU	0	5	16	0	10	72	0	11	0	0	66	0	0	3
	0	7	5	0	2	51	0	7	0	0	60	0	0	4
	0	2-	11+	0	8+	21+	0	4+	0	0	6+	0	0	1-
039SO	0	2	15	0	10	52	0	8	0	0	43	0	0	3
	0	4	2	0	2	41	0	7	0	0	49	0	0	4
	0	2-	13+	0	8+	11+	0	1+	0	0	6-	0	0	1-
039SP	0	3	1	0	0	20	0	3	0	0	23	0	0	0
	0	3	3	0	0	10	0	0	0	0	11	0	0	0
	0	0	2-	0	0	10+	0	3+	0	0	12+	0	0	0
039ZZ	0	0	0	0	1	6	0	4	0	0	6	0	0	0
	0	0	0	0	2	13	3	8	0	0	1	0	0	3
	0	0	0	0	1-	7-	3-	4-	0	0	3+	0	0	3-
03901	0	0	0	0	1	8	0	4	0	0	6	0	0	0
	0	0	0	0	2	3	0	6	0	0	1	0	0	0
	0	0	0	0	1-	3-	0	2-	0	0	5+	0	0	0

JAN THRU DEC 85-84

PART II ARRESTS BY CHARGE AND AGENCY TYPE
 JUVENILE ADULTS GRAND TOTAL OTHER ASSAULTS

PAGE 57

ARSON FORGERY FRAUD EMBEZZLE STOLEN PROPERTY VANDAL ILLEGAL WEAPONS

AGENCY	85	84	CHANGE	JUVENILE	ADULTS	GRAND TOTAL	OTHER ASSAULTS	ARSON	FORGERY	FRAUD	EMBEZZLE	STOLEN PROPERTY	VANDAL	ILLEGAL WEAPONS	
TERRA ALTA PD	85	84	CHANGE	0	11	11	0	0	0	0	0	0	0	0	
ROWLESBURG PD	85	84	CHANGE	0	0	0	0	0	0	0	0	0	0	0	
MASONTOWN PD	85	84	CHANGE	0	1	1	0	0	0	0	0	0	0	0	
NEWBURG PD	85	84	CHANGE	0	0	0	0	0	0	0	0	0	0	0	
TUNNELTON PD	85	84	CHANGE	0	0	0	0	0	0	0	0	0	0	0	

PUTNAM CTY TOTAL	85	84	CHANGE	4	787	791	90	1	13	9	1	3	1	73	
RURAL	85	84	CHANGE	2	736	738	88	1	13	9	1	3	1	72	
SHERIFF	85	84	CHANGE	2	672	674	81	1	13	4	0	3	0	70	
STATE POLICE	85	84	CHANGE	0	64	64	7	0	0	5	1	0	1	2	
MUNICIPAL	85	84	CHANGE	2	51	53	2	0	0	0	0	0	0	1	
HURRICANE PD	85	84	CHANGE	2	51	53	2	0	0	0	0	0	0	1	
ELEANOR PD	85	84	CHANGE	0	0	0	0	0	0	0	0	0	0	0	
POCA PD	85	84	CHANGE	0	0	0	0	0	0	0	0	0	0	0	
BANCROFT PD	85	84	CHANGE	0	0	0	0	0	0	0	0	0	0	0	

RALEIGH CTY TOTAL	85	84	CHANGE	159	2572	2731	399	2	44	802	1	14	106	95	
RURAL	85	84	CHANGE	24	1807	1831	343	1	28	779	1	10	70	66	
SHERIFF	85	84	CHANGE	12	1684	1696	333	1	13	776	1	4	68	61	
STATE POLICE	85	84	CHANGE	12	123	135	10	0	15	3	0	6	2	5	
MUNICIPAL	85	84	CHANGE	135	765	900	56	1	16	23	0	4	36	29	
BECKLEY PD	85	84	CHANGE	131	560	691	50	1	16	23	0	4	33	27	
LESTER PD	85	84	CHANGE	1	33	34	0	0	0	0	0	0	0	0	
MABSCOTT PD	85	84	CHANGE	1	57	58	2	0	0	0	0	0	0	1	
SOPHIA PD	85	84	CHANGE	2	113	117	4	0	0	0	0	0	3	1	
RMODELL PD	85	84	CHANGE	0	0	0	0	0	0	0	0	0	0	0	

RANDOLPH CTY TOTAL	85	84	CHANGE	29	863	892	44	0	10	250	2	0	15	51	

JAN THRU DEC 85-84

	COML VICE	SEX OFFENSES	PART II NARCOTIC AND DRUG	GAMBLING	ARRESTS FAMILY OFFENSES	BY CHARGE DRIVING UND INFL	58 AND LIQUOR LAWS	AGENCY TYPE DRUNK-ENNESS	DISORD CONDUCT	VAGRANCY	OTHER OFFENSES	SUSPICION	CURFEW LOITER	RUN-AWAYS
03902	0	0	0	0	0	0	0	0	0	0	0	0	0	0
	0	0	0	0	0	4	2	2	0	0	0	0	0	0
	0	0	0	0	0	4-	2-	2-	0	0	0	0	0	0
03903	0	0	0	0	0	0	0	0	0	0	0	0	0	0
	0	0	0	0	0	0	0	0	0	0	0	0	0	0
	0	0	0	0	0	0	0	0	0	0	0	0	0	0
03904	0	0	0	0	0	1	0	0	0	0	0	0	0	0
	0	0	0	0	0	1	1	0	0	0	0	0	0	0
	0	0	0	0	0	0	1-	0	0	0	0	0	0	0
03905	0	0	0	0	0	0	0	0	0	0	0	0	0	0
	0	0	0	0	0	0	0	0	0	0	0	0	0	0
	0	0	0	0	0	0	0	0	0	0	0	0	0	0
03906	0	0	0	0	0	0	0	0	0	0	0	0	0	0
	0	0	0	0	0	0	0	0	0	0	0	0	0	0
	0	0	0	0	0	0	0	0	0	0	0	0	0	0
040AL	0	4	10	0	0	93	37	48	10	0	397	0	0	1
	0	7	18	0	0	180	1	143	7	0	570	0	0	6
	0	3-	8-	0	0	87-	36+	97-	3+	0	173-	0	0	5-
040RU	0	4	9	0	0	76	37	34	0	0	390	0	0	0
	0	6	17	0	0	132	1	116	0	0	568	0	0	1
	0	2-	8-	0	0	76-	36+	82-	0	0	178-	0	0	1-
040SO	0	3	7	0	0	55	37	25	0	0	375	0	0	0
	0	5	14	0	0	128	0	96	0	0	539	0	0	0
	0	2-	9-	0	0	73-	37+	71-	0	0	164-	0	0	0
040SP	0	1	2	0	0	21	0	9	0	0	15	0	0	0
	0	1	1	0	0	24	1	20	0	0	29	0	0	1
	0	0	1+	0	0	3-	1-	11-	0	0	14-	0	0	1-
040ZZ	0	0	1	0	0	17	0	14	10	0	7	0	0	1
	0	1	1	0	0	28	0	29	7	0	2	0	0	5
	0	1-	0	0	0	11-	0	15-	3+	0	5+	0	0	4-
04001	0	0	1	0	0	17	0	14	10	0	7	0	0	1
	0	1	1	0	0	27	0	29	7	0	2	0	0	5
	0	1-	0	0	0	10-	0	15-	3+	0	5+	0	0	4-
04003	0	0	0	0	0	0	0	0	0	0	0	0	0	0
	0	0	0	0	0	0	0	0	0	0	0	0	0	0
	0	0	0	0	0	0	0	0	0	0	0	0	0	0
04004	0	0	0	0	0	0	0	0	0	0	0	0	0	0
	0	0	0	0	0	0	0	0	0	0	0	0	0	0
	0	0	0	0	0	0	0	0	0	0	0	0	0	0
04005	0	0	0	0	0	0	0	0	0	0	0	0	0	0
	0	0	0	0	0	1	0	0	0	0	0	0	0	0
	0	0	0	0	0	1-	0	0	0	0	0	0	0	0
041AL	5	24	94	31	15	399	10	370	32	1	256	0	25	8
	3	20	60	14	5	252	21	278	33	0	273	0	10	9
	2+	4+	34+	17+	10+	147+	11-	92+	1-	1+	17-	0	13+	1-
041RU	2	13	36	10	13	212	3	61	0	0	179	0	0	4
	0	7	11	0	3	174	2	47	3	0	153	0	0	3
	2+	6+	25+	10+	8+	38+	1+	14+	3-	0	26+	0	0	1-
041SO	0	13	30	6	13	170	0	55	0	0	192	0	0	0
	0	4	10	0	2	135	0	20	0	0	102	0	0	0
	0	9+	20+	6+	11+	35+	0	35+	0	0	50+	0	0	0
041SP	2	0	6	4	0	42	3	6	0	0	27	0	0	4
	0	3	1	0	3	39	2	27	3	0	51	0	0	3
	2+	3-	5+	4+	3-	3+	1+	21-	3-	0	24-	0	0	1-
041ZZ	3	11	58	21	2	187	7	309	32	1	77	0	23	4
	3	13	49	14	0	78	19	231	30	0	120	0	10	4
	0	2-	9+	7+	2+	109+	12-	78+	2+	1+	43-	0	13+	0
04101	3	11	56	21	2	111	7	198	24	1	76	0	23	4
	3	13	45	14	0	60	16	179	22	0	116	0	10	4
	0	2-	11+	7+	2+	51+	9-	19+	2+	1+	40-	0	13+	0
04102	0	0	0	0	0	2	0	28	4	0	0	0	0	0
	0	0	0	0	0	2	3	39	6	0	1	0	0	0
	0	0	0	0	0	0	3-	11-	2-	0	1-	0	0	0
04103	0	0	0	0	0	39	0	15	0	0	1	0	0	0
	0	0	2	0	0	14	0	13	2	0	3	0	0	0
	0	0	2-	0	0	25+	0	2+	2-	0	2-	0	0	0
04104	0	0	2	0	0	35	0	68	4	0	0	0	0	0
	0	0	0	0	0	2	0	0	0	0	0	0	0	0
	0	0	2+	0	0	33+	0	68+	4+	0	0	0	0	0
04105	0	0	0	0	0	0	0	0	0	0	0	0	0	0
	0	0	2	0	0	0	0	0	0	0	0	0	0	0
	0	0	2-	0	0	0	0	0	0	0	0	0	0	0
042AL	0	7	7	0	0	144	0	169	34	0	151	0	2	6
	0	3	16	0	3	130	3	131	105	0	187	0	0	24
	0	4+	9-	0	3-	14+	3-	38+	71-	0	36-	0	2+	18-

PAGE 61
 PART II ARRESTS BY CHARGE AND AGENCY TYPE
 JUVENILE ADULTS GRAND TOTAL OTHER ASSAULTS ARSON FORGERY FRAUD EMBEZZLE STOLEN PROPERTY VANDAL ILLEGAL WEAPONS

RURAL	85	15	565	580	18	0	8	248	2	0	7	44
84	46	712	758	20	0	17	431	0	4	5	36	
CHANGE	31-	147-	178-	2-	0	9-	183-	2+	4-	2+	8+	
SHERIFF	85	1	192	153	1	0	1	0	0	0	0	39
84	2	59	61	3	0	1	0	0	0	0	0	28
CHANGE	1-	93+	92+	2-	0	0	0	0	0	0	0	11+
STATE POLICE	85	14	413	427	17	0	7	248	2	0	7	5
84	44	653	697	17	0	16	431	0	4	5	8	
CHANGE	30-	240-	270-	0	0	9-	183-	2+	4-	2+	3-	
MUNICIPAL	85	14	298	312	26	0	2	2	0	0	8	7
84	22	384	406	35	1	2	0	3	0	0	6	2
CHANGE	8-	86-	94-	9-	1-	0	2+	3-	0	0	2+	5+
ELKINS PD	85	14	298	312	26	0	2	2	0	0	8	7
84	18	314	332	29	1	1	0	3	0	0	6	2
CHANGE	4-	16-	20-	3-	1-	1+	2+	3-	0	0	2+	5+
MILL CREEK PD	85	0	0	0	0	0	0	0	0	0	0	0
84	4	70	74	6	0	1	0	0	0	0	0	0
CHANGE	4-	70-	74-	6-	0	1-	0	0	0	0	0	0

RITCHIE CTY TOTAL	85	13	182	195	21	0	0	0	0	0	8	17
84	9	197	206	13	2	0	3	0	0	0	3	49
CHANGE	4+	15-	11-	8+	2-	0	3-	0	0	0	5+	32-

RURAL	85	4	98	102	10	0	0	0	0	0	3	15
84	2	131	133	9	2	0	3	0	0	0	1	49
CHANGE	2+	33-	31-	1+	2-	0	3-	0	0	0	2+	34-
SHERIFF	85	0	46	46	7	0	0	0	0	0	2	15
84	2	71	73	5	0	0	0	0	0	0	0	49
CHANGE	2-	25-	27-	2+	0	0	0	0	0	0	2+	34-
STATE POLICE	85	4	52	56	3	0	0	0	0	0	1	0
84	0	60	60	4	2	0	3	0	0	0	1	0
CHANGE	4+	8-	4-	1-	2-	0	3-	0	0	0	0	0
MUNICIPAL	85	9	84	93	11	0	0	0	0	0	5	2
84	7	66	73	4	0	0	0	0	0	0	2	0
CHANGE	2+	18+	20+	7+	0	0	0	0	0	0	3+	2+
HARRISVILLE PD	85	5	39	44	5	0	0	0	0	0	1	1
84	5	47	52	4	0	0	0	0	0	0	2	0
CHANGE	0	8-	8-	1+	0	0	0	0	0	0	1-	1+
PEHNSBORO PD	85	4	45	49	6	0	0	0	0	0	4	1
84	2	19	21	0	0	0	0	0	0	0	0	0
CHANGE	2+	26+	28+	6+	0	0	0	0	0	0	4+	1+
CAIRO PD	85	0	0	0	0	0	0	0	0	0	0	0
84	0	0	0	0	0	0	0	0	0	0	0	0
CHANGE	0	0	0	0	0	0	0	0	0	0	0	0

ROANE CTY TOTAL	85	5	260	263	17	0	2	17	0	4	6	32
84	8	341	349	13	0	13	53	0	1	5	37	
CHANGE	5-	81-	86-	4+	0	11-	16-	0	3+	1+	5-	

RURAL	85	3	207	210	8	0	2	17	0	4	5	31
84	3	276	279	9	0	9	33	0	1	1	1	36
CHANGE	0	69-	69-	1+	0	7-	16-	0	3+	4+	5-	
SHERIFF	85	3	193	196	7	0	0	13	0	2	3	30
84	1	205	206	2	0	7	33	0	0	0	0	36
CHANGE	2+	52-	50-	5+	0	7-	20-	0	2+	3+	6-	
STATE POLICE	85	0	54	54	1	0	2	4	0	2	2	1
84	2	71	73	5	0	2	0	0	1	1	0	0
CHANGE	2-	17-	19-	4-	0	0	4+	0	1+	1+	1+	
MUNICIPAL	85	0	53	53	9	0	0	0	0	0	1	1
84	5	65	70	6	0	4	0	0	0	4	4	1
CHANGE	5-	12-	17-	3+	0	4-	0	0	0	3-	0	
SPENCER PD	85	0	53	53	9	0	0	0	0	0	1	1
84	5	65	70	6	0	4	0	0	0	4	4	1
CHANGE	5-	12-	17-	3+	0	4-	0	0	0	3-	0	

SUMMERS CTY TOTAL	85	11	936	947	159	6	4	30	0	11	13	48
84	5	1120	1125	98	3	5	11	1	3	7	45	
CHANGE	6+	184-	178-	61+	3+	1-	19+	1-	8+	6+	3+	

RURAL	85	1	437	438	108	3	4	30	0	8	10	33
84	2	468	470	36	3	5	9	1	3	5	31	
CHANGE	1-	31-	32-	72+	0	1-	21+	1-	5+	5+	2+	
SHERIFF	85	0	235	235	62	0	0	0	0	1	0	21
84	0	274	274	36	3	2	0	1	2	0	27	
CHANGE	0	39-	39-	26+	3-	2-	0	1-	1-	0	6-	
STATE POLICE	85	1	202	203	46	3	4	30	0	7	10	12
84	2	194	196	0	0	3	9	0	1	5	8	
CHANGE	1-	8+	7+	46+	3+	1+	21+	0	6+	5+	8+	

JAN THRU DEC 85-84

	DOML VICE	SEX OFFENSES	PART II NARCOTIC AND DRUG	GAMBLING	ARRESTS FAMILY OFFENSES	BY CHARGE DRIVING UND INFL	PAGE 62 AND AGENCY LIQUOR LAWS	TYPE DRUNK- ENNESS	DISORD CONDUCT	VAGRANCY	OTHER OFFENSES	SUSPICION	CURFEW LOITER	RUN- AWAYS
042RU	0	0	7	0	0	82	0	51	0	0	106	0	1	6
	0	2-	11	0	1	69	3	32	3	0	102	0	0	22
	0		4-	0	1-	13+	3-	19+	3-	0	4+	0	1+	16-
042SO	0	0	0	0	0	38	0	31	0	0	43	0	0	0
	0	0	0	0	0	14	0	1	0	0	14	0	0	0
	0	0	0	0	0	24+	0	30+	0	0	29+	0	0	0
042SP	0	0	7	0	0	44	0	20	0	0	63	0	1	6
	0	2-	11	0	1	55	3	31	3	0	88	0	0	22
	0		4-	0	1-	11-	3-	11-	3-	0	25-	0	1+	16-
042ZZ	0	7	0	0	0	62	0	118	34	0	49	0	1	0
	0	1	5	0	2	61	0	99	102	0	85	0	0	2
	0	6+	5-	0	2-	1+	0	19+	68-	0	40-	0	1+	2-
04201	0	7	0	0	0	62	0	118	34	0	49	0	1	0
	0	1	5	0	2	55	0	71	75	0	79	0	0	2
	0	6+	5-	0	2-	7+	0	47+	41-	0	34-	0	1+	2-
04202	0	0	0	0	0	0	0	0	0	0	0	0	0	0
	0	0	0	0	0	6-	0	28	27	0	6-	0	0	0
	0	0	0	0	0	0	0	28-	27-	0	0	0	0	0
043AL	0	2	21	0	2	52	1	51	1	0	16	0	1	2
	0	1	3	0	1	55	6	56	1	0	12	0	1	2
	0	1+	18+	0	1+	3-	9-	5-	0	0	4+	0	0	2+
043RU	0	1	21	0	1	32	0	11	1	0	7	0	0	0
	0	1	3	0	0	36	5	20	0	0	4	0	0	0
	0	0	18+	0	1+	4-	5-	9-	1+	0	3+	0	0	0
043SO	0	0	7	0	1	12	0	0	0	0	2	0	0	0
	0	0	7+	0	0	9	5	1	0	0	4	0	0	0
	0	0	0	0	1+	3+	5-	1-	0	0	2-	0	0	0
043SP	0	1	14	0	0	20	0	11	1	0	5	0	0	0
	0	1	3	0	0	27	0	19	0	0	0	0	0	0
	0	0	11+	0	0	7-	0	8-	1+	0	5+	0	0	0
043ZZ	0	1	0	0	1	20	1	40	0	0	9	0	1	2
	0	0	0	0	1	19	1	36	1	0	8	0	1	0
	0	1+	0	0	0	1+	0	4+	1-	0	1+	0	0	2+
04301	0	1	0	0	1	6	0	21	0	0	7	0	0	1
	0	0	0	0	1	10	0	28	0	0	7	0	0	0
	0	1+	0	0	0	4-	0	7-	0	0	0	0	0	1+
04302	0	0	0	0	0	14	1	19	0	0	2	0	1	1
	0	0	0	0	0	9	1	8	1	0	1	0	1	0
	0	0	0	0	0	5+	0	11+	1-	0	1+	0	0	1+
04303	0	0	0	0	0	0	0	0	0	0	0	0	0	0
	0	0	0	0	0	0	0	0	0	0	0	0	0	0
	0	0	0	0	0	0	0	0	0	0	0	0	0	0
044AL	0	8	12	0	1	45	0	54	2	0	63	0	0	0
	0	1	24	0	1	52	0	90	2	0	73	0	0	4
	0	7+	12-	0	0	7-	0	36-	0	0	10-	0	0	4-
044RU	0	7	11	0	1	34	0	27	0	0	63	0	0	0
	0	1	22	0	1	39	0	54	0	0	73	0	0	2
	0	6+	11-	0	0	5-	0	27-	0	0	10-	0	0	2-
044SO	0	2	10	0	0	17	0	10	0	0	62	0	0	0
	0	0	14	0	1	15	0	28	0	0	70	0	0	0
	0	2+	4-	0	1-	2+	0	18-	0	0	8-	0	0	0
044SP	0	5	1	0	1	17	0	17	0	0	1	0	0	0
	0	1	8	0	0	24	0	26	0	0	3	0	0	2
	0	4+	7-	0	1+	7-	0	9-	0	0	2-	0	0	2-
044ZZ	0	1	1	0	0	11	0	27	2	0	0	0	0	0
	0	0	2	0	0	13	0	36	2	0	0	0	0	0
	0	1+	1-	0	0	2-	0	9-	0	0	0	0	0	2-
04401	0	1	1	0	0	11	0	27	2	0	0	0	0	0
	0	0	2	0	0	13	0	36	2	0	0	0	0	2
	0	1+	1-	0	0	2-	0	9-	0	0	0	0	0	2-
045AL	0	5	19	0	0	111	8	197	54	2	280	0	0	0
	2	4	40	0	0	158	44	214	73	2	415	0	0	0
	2-	1+	21-	0	0	47-	36-	17-	19-	0	135-	0	0	0
045RU	0	4	17	0	0	59	2	17	11	2	130	0	0	0
	0	4	31	0	0	73	43	27	26	0	173	0	0	0
	0	0	14-	0	0	14-	41-	10-	15-	2+	43-	0	0	0
045SO	0	0	7	0	0	32	1	7	0	2	102	0	0	0
	0	0	11	0	0	33	1	5	0	0	153	0	0	0
	0	0	4-	0	0	1-	0	2+	0	2+	51-	0	0	0
045SP	0	4	10	0	0	27	1	10	11	0	28	0	0	0
	0	4	20	0	0	40	42	22	26	0	20	0	0	0
	0	0	10-	0	0	13-	41-	12-	15-	0	8+	0	0	0

PART II ARRESTS BY CHARGE AND AGENCY TYPE
 JUVENILE ADULTS GRAND OTHER AGENCY TYPE
 TOTAL ASSAULTS ARSON FORGERY FRAUD EMBEZZLE STOLEN VANDAL ILLEGAL
 PROPERTY WEAPONS

		JUVENILE	ADULTS	GRAND TOTAL	OTHER ASSAULTS	ARSON	FORGERY	FRAUD	EMBEZZLE	STOLEN PROPERTY	VANDAL	ILLEGAL WEAPONS	
MUNICIPAL	85	10	499	509	51	3	0	0	0	3	3	15	
	84	3	652	655	62	0	0	2	0	0	2	14	
CHANGE		7+	153-	146-	11-	3+	0	2-	0	3+	1+	1+	
HINTON PD	85	10	499	509	51	3	0	0	0	3	3	15	
	84	3	652	655	62	0	0	2	0	0	2	14	
CHANGE		7+	153-	146-	11-	3+	0	2-	0	3+	1+	1+	

TAYLOR CTY	TOTAL	85	6	278	284	46	1	1	0	0	1	8	12
		84	6	331	337	38	0	0	1	4	6	38	
CHANGE			0	53-	53-	8+	1+	1+	0	1-	3-	2+	26-

RURAL	85	2	172	174	38	0	1	0	0	1	4	7	
	84	1	264	265	38	0	0	0	1	4	5	34	
CHANGE		1+	92-	91-	0	0	1+	0	1-	3-	1-	27-	
SHERIFF	85	2	147	149	34	0	1	0	0	0	4	6	
	84	0	191	191	30	0	0	0	0	0	5	31	
CHANGE		2+	44-	42-	4+	0	1+	0	0	0	1-	25-	
STATE POLICE	85	0	25	25	4	0	0	0	0	1	0	1	
	84	1	73	74	8	0	0	0	1	4	0	3	
CHANGE		1-	48-	49-	4-	0	0	0	1-	3-	0	2-	
MUNICIPAL	85	4	106	110	8	1	0	0	0	0	4	5	
	84	5	67	72	0	0	0	0	0	0	1	4	
CHANGE		1-	39+	38+	8+	1+	0	0	0	0	3+	1+	
GRAFTON PD	85	4	106	110	8	1	0	0	0	0	4	5	
	84	5	67	72	0	0	0	0	0	0	1	4	
CHANGE		1-	39+	38+	8+	1+	0	0	0	0	3+	1+	
FLEMINGTON PD	85	0	0	0	0	0	0	0	0	0	0	0	
	84	0	0	0	0	0	0	0	0	0	0	0	
CHANGE		0	0	0	0	0	0	0	0	0	0	0	

TUCKER CTY	TOTAL	85	10	286	296	27	1	10	144	1	0	28	38
		84	18	280	298	29	0	3	117	0	0	15	53
CHANGE			8-	6+	2-	2-	1+	7+	27+	1+	0	13+	15-

RURAL	85	7	276	283	27	1	10	144	1	0	24	38	
	84	7	247	254	28	0	3	117	0	0	11	52	
CHANGE		0	29+	29+	1-	1+	7+	27+	1+	0	13+	14-	
SHERIFF	85	7	75	82	9	1	8	14	1	0	8	33	
	84	7	106	113	6	0	3	42	0	0	1	44	
CHANGE		0	31-	31-	3+	1+	5+	28-	1+	0	7+	11-	
STATE POLICE	85	0	201	201	18	0	2	130	0	0	16	5	
	84	0	141	141	22	0	0	75	0	0	10	8	
CHANGE		0	60+	60+	4-	0	2+	55+	0	0	6+	3-	
MUNICIPAL	85	3	10	13	0	0	0	0	0	0	4	0	
	84	11	33	44	1	0	0	0	0	0	4	1	
CHANGE		8-	23-	31-	1-	0	0	0	0	0	0	1-	
PARSONS PD	85	0	8	8	0	0	0	0	0	0	1	0	
	84	11	33	44	1	0	0	0	0	0	4	1	
CHANGE		11-	25-	36-	1-	0	0	0	0	0	3-	1-	
THOMAS PD	85	0	0	0	0	0	0	0	0	0	0	0	
	84	0	0	0	0	0	0	0	0	0	0	0	
CHANGE		0	0	0	0	0	0	0	0	0	0	0	
DAVIS PD	85	3	2	5	0	0	0	0	0	0	3	0	
	84	0	0	0	0	0	0	0	0	0	0	0	
CHANGE		3+	2+	5+	0	0	0	0	0	0	3+	0	
HAMBLETON PD	85	0	0	0	0	0	0	0	0	0	0	0	
	84	0	0	0	0	0	0	0	0	0	0	0	
CHANGE		0	0	0	0	0	0	0	0	0	0	0	

TYLER CTY	TOTAL	85	51	314	365	31	0	14	19	0	3	18	29
		84	76	342	418	60	1	63	4	0	0	33	31
CHANGE			25-	28-	53-	29-	1-	49-	15+	0	3+	15-	2-

RURAL	85	22	172	194	17	0	11	19	0	1	7	28	
	84	23	185	208	32	1	63	4	0	0	7	30	
CHANGE		1-	13-	14-	15-	1-	52-	15+	0	1+	0	2-	
SHERIFF	85	16	193	169	17	0	11	19	0	1	4	28	
	84	22	168	190	26	1	63	4	0	0	7	30	
CHANGE		6-	15-	21-	9-	1-	52-	15+	0	1+	3-	2-	
STATE POLICE	85	6	19	25	0	0	0	0	0	0	3	0	
	84	1	17	18	6	0	0	0	0	0	0	0	
CHANGE		5+	2+	7+	6-	0	0	0	0	0	3+	0	
MUNICIPAL	85	29	142	171	14	0	3	0	0	2	11	1	
	84	53	157	210	28	0	0	0	0	0	26	1	
CHANGE		24-	15-	39-	14-	0	3+	0	0	2+	15-	0	
PADEN CITY PD	85	7	41	48	3	0	0	0	0	2	3	0	
	84	25	25	50	3	0	0	0	0	0	15	0	
CHANGE		18-	16+	2-	0	0	0	0	0	2+	12-	0	
SISTERSVILLE PD	85	17	97	114	11	0	3	0	0	0	8	1	
	84	17	130	147	25	0	0	0	0	0	11	1	
CHANGE		0	33-	33-	14-	0	3+	0	0	0	3-	0	

JAN THRU DEC 85-84

PAGE 66
ARRESTS BY CHARGE AND AGENCY TYPE

	COML VICE	SEX OFFENSES	MARCOTIC AND DRUG	PART II GAMBLING	ARRESTS FAMILY OFFENSES	DRIVING UND INFL	LIQUOR LAWS	DRUNK-ENNESS	DISORD CONDUCT	VAGRANCY	OTHER OFFENSES	SUSPICION	CURFEW LOITER	RUN-AWAYS
0452Z	0 2- 2-	1 0 1+	2 9 7-	0 0 0	0 0 0	52 85 33-	6 1 5+	180 187 7-	43 47 4-	0 2 2-	150 242 92-	0 0 0	0 0 0	0 0 0
04501	0 2- 2-	1 0 1+	2 9 7-	0 0 0	0 0 0	52 85 33-	6 1 5+	180 187 7-	43 47 4-	0 2 2-	150 242 92-	0 0 0	0 0 0	0 0 0
046AL	0 0 0	1 2 1-	10 13 3-	2 0 2+	9 6 3+	39 52 13-	0 0 0	54 32 22+	13 6 7+	0 9 9-	87 130 43-	0 0 0	0 0 0	0 0 0
046RU	0 0 0	1 2 1-	7 13 6-	0 0 0	7 4 3+	31 47 16-	0 0 0	34 22 12+	0 0 0	0 1 1-	43 94 51-	0 0 0	0 0 0	0 0 0
04650	0 0 0	1 2 1-	4 8 4-	0 0 0	7 4 3+	20 44 24-	0 0 0	32 16 16+	0 0 0	0 0 0	40 51 11-	0 0 0	0 0 0	0 0 0
0465P	0 0 0	0 0 0	3 5 2-	0 0 0	0 0 0	11 3 8+	0 0 0	2 6 4-	0 0 0	0 1 1-	3 43 40-	0 0 0	0 0 0	0 0 0
0462Z	0 0 0	0 0 0	3 0 3+	2 0 2+	2 2 0	8 5 3+	0 0 0	20 10 10+	13 6 7+	0 8 8-	44 36 8+	0 0 0	0 0 0	0 0 0
04601	0 0 0	0 0 0	3 0 3+	2 0 2+	2 2 0	8 5 3+	0 0 0	20 10 10+	13 6 7+	0 8 8-	44 36 8+	0 0 0	0 0 0	0 0 0
04602	0 0 0	0 0 0	0 0 0	0 0 0	0 0 0	0 0 0	0 0 0	0 0 0	0 0 0	0 0 0	0 0 0	0 0 0	0 0 0	0 0 0
047AL	0 0 0	3 2 1+	3 4 1-	0 0 0	0 1 1-	6 7 1-	0 0 0	8 21 13-	0 6 6-	0 0 0	27 30 3-	0 0 0	0 10 10-	0 0 0
047RU	0 0 0	3 2 1+	3 4 1-	0 0 0	0 1 1-	5 6 1-	0 0 0	1 11 10-	0 1 1-	0 0 0	26 18 8+	0 0 0	0 0 0	0 0 0
04750	0 0 0	2 0 2+	0 0 0	0 0 0	0 0 0	3 6 3-	0 0 0	0 6 6-	0 1 1-	0 0 0	3 4 1-	0 0 0	0 0 0	0 0 0
0475P	0 0 0	1 2 1-	3 4 1-	0 0 0	0 1 1-	2 0 2+	0 0 0	1 3 4-	0 0 0	0 0 0	23 14 9+	0 0 0	0 0 0	0 0 0
0472Z	0 0 0	0 0 0	0 0 0	0 0 0	0 0 0	1 1 0	0 0 0	7 10 3-	0 3 3-	0 0 0	1 12 11-	0 0 0	0 10 10-	0 0 0
04701	0 0 0	0 0 0	0 0 0	0 0 0	0 0 0	1 1 0	0 0 0	6 10 4-	0 3 3-	0 0 0	0 12 12-	0 0 0	0 10 10-	0 0 0
04702	0 0 0	0 0 0	0 0 0	0 0 0	0 0 0	0 0 0	0 0 0	0 0 0	0 0 0	0 0 0	0 0 0	0 0 0	0 0 0	0 0 0
04704	0 0 0	0 0 0	0 0 0	0 0 0	0 0 0	0 0 0	0 0 0	1 0 1+	0 0 0	0 0 0	1 0 1+	0 0 0	0 0 0	0 0 0
04705	0 0 0	0 0 0	0 0 0	0 0 0	0 0 0	0 0 0	0 0 0	0 0 0	0 0 0	0 0 0	0 0 0	0 0 0	0 0 0	0 0 0
048AL	0 0 0	4 0 4+	7 11 4-	0 0 0	11 4 7+	52 25 27+	2 4 2-	86 74 12+	19 26 7-	2 1 1+	61 58 3+	0 0 0	0 1 1-	7 22 15-
048RU	0 0 0	3 0 3+	3 5 2-	0 0 0	9 4 5+	36 13 23+	0 2 2-	30 16 16+	4 5 1-	2 1 1+	18 18 0	0 0 0	0 0 0	6 7 1-
04850	0 0 0	3 0 3+	3 5 2-	0 0 0	9 4 5+	18 4 14+	0 2 2-	30 14 16+	1 5 4-	2 1 1+	17 17 0	0 0 0	0 0 0	6 7 1-
0485P	0 0 0	0 0 0	0 0 0	0 0 0	0 0 0	18 9 9+	0 0 0	0 2 2-	3 0 3+	0 0 0	1 1 0	0 0 0	0 0 0	0 0 0
0482Z	0 0 0	1 0 1+	4 6 2-	0 0 0	2 0 2+	16 12 4+	2 2 0	56 58 2-	15 21 6-	0 0 0	43 40 3+	0 0 0	0 1 1-	1 15 14-
04801	0 0 0	0 0 0	1 4 3-	0 0 0	2 0 2+	7 10 3-	2 1 1+	16 5 11+	6 4 2+	0 0 0	6 6 6+	0 0 0	0 1 1-	0 7 7-
04802	0 0 0	1 0 1+	3 2 1+	0 0 0	0 0 0	6 2 4+	0 0 0	38 43 5-	9 17 8-	0 0 0	33 40 7-	0 0 0	0 0 0	1 6 5-

PART II ARRESTS BY CHARGE AND AGENCY TYPE
 JUVENILE ADULTS GRAND TOTAL OTHER ASSAULTS

				PAGE 69									
		JUVENILE	ADULTS	GRAND TOTAL	OTHER ASSAULTS	ARSON	FORGERY	FRAUD	EMBEZZLE	STOLEN PROPERTY	VANDAL	ILLEGAL WEAPONS	
MIDDLEBOURNE PD	85	5	4	9	0	0	0	0	0	0	0	0	0
	84	11	2	13	0	0	0	0	0	0	0	0	0
	CHANGE	6-	2+	4-	0	0	0	0	0	0	0	0	0
FRIENDLY PD	85	0	0	0	0	0	0	0	0	0	0	0	0
	84	0	0	0	0	0	0	0	0	0	0	0	0
	CHANGE	0	0	0	0	0	0	0	0	0	0	0	0

UPSHUR CTY	TOTAL	85	47	1544	1601	163	4	1	775	0	9	33	
	84	78	1447	1725	187	107	1	11	1011	0	24	37	
	CHANGE	31-	93-	124-	56+	4+	10-	236-	0	0	15-	4-	

RURAL	85	32	1253	1285	138	4	0	772	0	0	1	28	
	84	74	1403	1479	82	0	9	1011	0	0	16	29	
	CHANGE	44-	150-	194-	56+	4+	9-	239-	0	0	15-	1-	
SHERIFF	85	25	1185	1210	129	4	0	752	0	0	0	26	
	84	60	1310	1370	67	0	5	988	0	0	2	28	
	CHANGE	35-	125-	160-	62+	4+	5-	236-	0	0	2-	2-	
STATE POLICE	85	7	68	75	9	0	0	20	0	0	1	2	
	84	16	93	109	15	0	4	23	0	0	14	1	
	CHANGE	9-	25-	34-	6-	0	4-	3-	0	0	13-	1+	
MUNICIPAL	85	15	301	316	25	0	1	3	0	0	8	5	
	84	2	244	246	25	0	2	0	0	0	8	8	
	CHANGE	13+	57+	70+	0	0	1-	3+	0	0	0	3-	
BUCKHANNON PD	85	15	301	316	25	0	1	3	0	0	8	5	
	84	2	244	246	25	0	2	0	0	0	8	8	
	CHANGE	13+	57+	70+	0	0	1-	3+	0	0	0	3-	

WAYNE CTY	TOTAL	85	50	1438	1488	157	6	16	105	1	23	47	
	84	70	1143	1213	88	5	49	118	7	21	29	52	
	CHANGE	20-	295+	275+	69+	1+	33-	13-	6-	2+	9+	5-	

RURAL	85	28	1139	1167	151	6	16	105	1	23	33	47	
	84	35	758	785	87	5	46	118	7	20	29	46	
	CHANGE	7-	389+	382+	64+	1+	30-	13-	6-	3+	4+	1+	
SHERIFF	85	7	630	637	86	1	3	100	0	10	16	38	
	84	2	186	188	33	1	5	60	1	0	11	32	
	CHANGE	5+	444+	449+	53+	0	2-	40+	1-	10+	5+	6+	
STATE POLICE	85	21	509	530	65	5	13	5	1	13	17	9	
	84	33	564	597	54	4	41	78	6	20	18	14	
	CHANGE	12-	55-	67-	11+	1+	28-	73-	5-	7-	1-	5-	
MUNICIPAL	85	22	299	321	6	0	0	0	0	0	5	0	
	84	35	393	428	1	0	3	0	0	1	0	6	
	CHANGE	13-	94-	107-	5+	0	3-	0	0	1-	5+	6-	
CEREDO PD	85	0	41	41	3	0	0	0	0	0	0	0	
	84	0	60	60	1	0	3	0	0	1	0	2	
	CHANGE	0	19-	19-	2+	0	3-	0	0	1-	0	2-	
KENOVA PD	85	17	182	199	0	0	0	0	0	0	2	0	
	84	31	229	260	0	0	0	0	0	0	0	3	
	CHANGE	14-	47-	61-	0	0	0	0	0	0	2+	3-	
WAYNE PD	85	2	28	30	0	0	0	0	0	0	0	0	
	84	4	69	73	0	0	0	0	0	0	0	1	
	CHANGE	2-	41-	43-	0	0	0	0	0	0	0	1-	
FORT GAY PD	85	3	48	51	3	0	0	0	0	0	3	0	
	84	0	35	35	0	0	0	0	0	0	0	0	
	CHANGE	3+	13+	16+	3+	0	0	0	0	0	3+	0	

WEBSTER CTY	TOTAL	85	5	339	344	44	1	1	18	0	3	48	
	84	2	344	346	31	0	13	19	1	2	11	8	
	CHANGE	3+	5-	2-	13+	1+	12-	9-	1-	1+	2-	32+	

RURAL	85	3	294	297	43	1	1	18	0	2	9	39	
	84	0	244	246	29	0	13	19	1	2	9	8	
	CHANGE	3+	48+	51+	14+	1+	12-	9-	1-	0	0	31+	
SHERIFF	85	1	185	186	31	1	0	0	0	0	0	27	
	84	0	134	134	15	0	0	17	1	1	6	7	
	CHANGE	1+	51+	52+	16+	1+	0	17-	1-	1-	6-	20+	
STATE POLICE	85	2	109	111	12	0	1	10	0	2	9	12	
	84	0	112	112	14	0	13	2	0	1	3	1	
	CHANGE	2+	3-	1-	2-	0	12-	8+	0	1+	6+	11+	
MUNICIPAL	85	2	45	47	1	0	0	0	0	1	0	1	
	84	2	98	100	2	0	0	0	0	0	2	0	
	CHANGE	0	53-	53-	1-	0	0	0	0	1+	2-	1+	
WEBSTER SPRINGS PD	85	2	44	46	1	0	0	0	0	1	0	1	
	84	1	82	83	2	0	0	0	0	0	2	0	
	CHANGE	1+	38-	37-	1-	0	0	0	0	1+	2-	1+	
COWEN PD	85	0	0	0	0	0	0	0	0	0	0	0	
	84	1	7	8	0	0	0	0	0	0	0	0	
	CHANGE	1-	7-	8-	0	0	0	0	0	0	0	0	
CAMDEN-ON-GAULEY PD	85	0	1	1	0	0	0	0	0	0	0	0	
	84	0	9	9	0	0	0	0	0	0	0	0	
	CHANGE	0	8-	8-	0	0	0	0	0	0	0	0	

JAN THRU DEC 85-84

	COML VICE	SEX OFFENSES	MARCOTIC AND DRUG	PART II GAMBLING	ARRESTS BY FAMILY OFFENSES	PAGE 70 BY CHARGE DRIVING UND INFL	AND AGENCY LIQUOR LAWS	TYPE DRUNK-ENNESS	DISORD CONDUCT	VAGRANCY	OTHER OFFENSES	SUSPICION	CURFEW LOITER	RUN-AWAYS
04803	0	0	0	0	0	3	0	2	0	0	4	0	0	0
	0	0	0	0	0	0	1	10	0	0	0	0	0	0
	0	0	0	0	0	3+	1-	8-	0	0	4+	0	0	2-
04804	0	0	0	0	0	0	0	0	0	0	0	0	0	0
	0	0	0	0	0	0	0	0	0	0	0	0	0	0
	0	0	0	0	0	0	0	0	0	0	0	0	0	0

049AL	0	0	45	1	0	133	0	163	39	0	215	0	3	17
	0	0	22	4	0	88	0	163	36	1	166	0	9	46
	0	0	23+	3-	0	45+	0	0	3+	1-	49+	0	6-	29-

049RU	0	0	37	0	0	70	0	47	0	0	168	0	3	17
	0	0	18	4	0	38	0	68	0	1	148	0	9	46
	0	0	19+	4-	0	32+	0	21-	0	1-	20+	0	6-	29-
04990	0	0	35	0	0	55	0	41	0	0	148	0	3	17
	0	0	13	0	0	24	0	59	0	0	132	0	9	43
	0	0	22+	0	0	31+	0	18-	0	0	16+	0	6-	26-
0499P	0	0	2	0	0	15	0	6	0	0	20	0	0	0
	0	0	5	4	0	14	0	9	0	1	16	0	0	3
	0	0	3-	4-	0	1+	0	3-	0	1-	4+	0	0	3-
0492Z	0	0	8	1	0	63	0	116	39	0	47	0	0	0
	0	0	4	0	0	50	0	95	36	0	18	0	0	0
	0	0	4+	1+	0	13+	0	21+	3+	0	29+	0	0	0
04901	0	0	8	1	0	63	0	116	39	0	47	0	0	0
	0	0	4	0	0	50	0	95	36	0	18	0	0	0
	0	0	4+	1+	0	13+	0	21+	3+	0	29+	0	0	0

050AL	0	2	42	6	5	211	17	416	54	0	342	0	0	0
	0	3	51	0	12	158	8	324	27	1	253	0	0	5
	0	1-	9-	6+	7-	53+	9+	90+	27+	1-	89+	0	0	5-

050RU	0	2	38	6	5	157	17	290	0	0	270	0	0	0
	0	3	40	0	12	51	8	134	1	0	178	0	0	0
	0	1-	2-	6+	7-	106+	9+	156+	1-	0	92+	0	0	0
05090	0	0	23	6	4	118	17	147	0	0	68	0	0	0
	0	0	3	0	10	12	8	11	0	0	21	0	0	0
	0	0	20+	6+	6-	106+	9+	136+	0	0	47+	0	0	0
0509P	0	2	15	0	1	39	0	143	0	0	202	0	0	0
	0	3	37	0	2	39	0	123	1	0	157	0	0	0
	0	1-	22-	0	1-	0	0	20+	1-	0	45+	0	0	0
0502Z	0	0	4	0	0	54	0	126	54	0	72	0	0	0
	0	0	11	0	0	107	0	192	26	1	75	0	0	5
	0	0	7-	0	0	53-	0	66-	28+	1-	3-	0	0	5-
05001	0	0	1	0	0	11	0	12	10	0	4	0	0	0
	0	0	1	0	0	28	0	17	5	0	2	0	0	0
	0	0	0	0	0	17-	0	5-	5+	0	2+	0	0	0
05002	0	0	0	0	0	37	0	62	33	0	65	0	0	0
	0	0	10	0	0	74	0	73	21	1	73	0	0	5
	0	0	10-	0	0	37-	0	11-	12+	1-	8-	0	0	5-
05003	0	0	2	0	0	3	0	24	1	0	0	0	0	0
	0	0	0	0	0	5	0	67	0	0	0	0	0	0
	0	0	2+	0	0	2-	0	43-	1+	0	0	0	0	0
05004	0	0	1	0	0	3	0	28	10	0	3	0	0	0
	0	0	0	0	0	0	0	35	0	0	0	0	0	0
	0	0	1+	0	0	3+	0	7-	10+	0	3+	0	0	0

051AL	0	6	15	0	0	84	0	34	0	0	97	0	0	0
	0	15	9	0	10	87	13	46	10	0	71	0	0	0
	0	9-	6+	0	10-	3-	13-	12-	10-	0	26+	0	0	0

051RU	0	6	14	0	0	55	0	20	0	0	97	0	0	0
	0	15	8	0	8	59	0	7	1	0	67	0	0	0
	0	9-	6+	0	8-	4-	0	13+	1-	0	39+	0	0	0
05190	0	3	5	0	0	28	0	7	0	0	84	0	0	0
	0	3	3	0	0	22	0	2	0	0	57	0	0	0
	0	0	2+	0	0	6+	0	5+	0	0	27+	0	0	0
0519P	0	3	9	0	0	27	0	13	0	0	13	0	0	0
	0	12	5	0	8	37	0	5	1	0	10	0	0	0
	0	9-	4+	0	8-	10-	0	8+	1-	0	3+	0	0	0
0512Z	0	0	1	0	0	29	0	14	0	0	0	0	0	0
	0	0	1	0	2	28	13	39	9	0	4	0	0	0
	0	0	0	0	2-	1+	13-	25-	9-	0	4-	0	0	0
05101	0	0	1	0	0	28	0	14	0	0	0	0	0	0
	0	0	1	0	0	13	13	39	9	0	4	0	0	0
	0	0	0	0	0	13+	13-	25-	9-	0	4-	0	0	0
05102	0	0	0	0	0	0	0	0	0	0	0	0	0	0
	0	0	0	0	0	8-	0	0	0	0	0	0	0	0
	0	0	0	0	0	0	0	0	0	0	0	0	0	0
05103	0	0	0	0	0	1	0	0	0	0	0	0	0	0
	0	0	0	0	2-	7	0	0	0	0	0	0	0	0
	0	0	0	0	0	6-	0	0	0	0	0	0	0	0

PART II ARRESTS BY CHARGE AND AGENCY TYPE
JUVENILE ADULTS GRAND TOTAL OTHER ASSAULTS

ARSON FORGERY FRAUD EMBEZZLE STOLEN PROPERTY VANDAL ILLEGAL WEAPONS

NETZEL CTY TOTAL 85 69 330 399 7 0 7 0 0 3 7 46
84 80 443 523 21 1 16 7 1 3 14 25
CHANGE 11- 113- 124- 14- 1- 9- 7- 1- 0 7- 21+

RURAL 85 6 176 182 6 0 5 0 0 0 0 45
84 4 212 216 18 1 13 7 0 1 3 21
CHANGE 2+ 36- 34- 12- 1- 8- 7- 0 1- 3- 24+

SHERIFF 85 2 129 131 4 0 0 0 0 0 0 43
84 1 124 125 13 1 2 1 0 0 0 20
CHANGE 1+ 5+ 6+ 9- 1- 2- 1- 0 0 0 23+

STATE POLICE 85 4 47 51 2 0 5 0 0 0 0 2
84 3 88 91 5 0 11 6 0 1 3 1
CHANGE 1+ 41- 40- 3- 0 6- 6- 0 1- 3- 1+

MUNICIPAL 85 63 154 217 1 0 2 0 0 3 7 1
84 76 231 307 3 0 3 0 1 2 11 4
CHANGE 13- 77- 90- 2- 0 1- 0 1- 1+ 4- 3-

HUNDRED PD 85 0 4 4 0 0 0 0 0 0 0 0
84 0 7 7 0 0 0 0 0 0 0 0
CHANGE 0 3- 3- 0 0 0 0 0 0 0 0 0

NEW MARTINSVILLE PD 85 63 150 213 1 0 2 0 0 3 7 1
84 75 224 299 3 0 3 0 1 2 10 4
CHANGE 12- 74- 86- 2- 0 1- 0 1- 1+ 3- 3-

PINE GROVE PD 85 0 0 0 0 0 0 0 0 0 0 0
84 1 0 1 0 0 0 0 0 0 1 0
CHANGE 1- 0 1- 0 0 0 0 0 0 0 1- 0

SMITHFIELD PD 85 0 0 0 0 0 0 0 0 0 0 0
84 0 0 0 0 0 0 0 0 0 0 0
CHANGE 0 0 0 0 0 0 0 0 0 0 0 0

WIRT CTY TOTAL 85 3 82 85 9 0 0 12 0 0 3 13
84 4 117 121 13 0 4 21 0 0 8 27
CHANGE 1- 35- 36- 4- 0 4- 9- 0 0 5- 14-

RURAL 85 3 82 85 9 0 0 12 0 0 3 13
84 4 117 121 13 0 4 21 0 0 8 27
CHANGE 1- 35- 36- 4- 0 4- 9- 0 0 5- 14-

SHERIFF 85 0 39 39 4 0 0 0 0 0 0 12
84 3 49 52 2 0 0 0 0 0 0 26
CHANGE 3- 10- 13- 2+ 0 0 0 0 0 0 0 14-

STATE POLICE 85 3 43 46 5 0 0 12 0 0 3 1
84 1 68 69 11 0 4 21 0 0 8 1
CHANGE 2+ 25- 23- 6- 0 4- 9- 0 0 5- 0

MUNICIPAL 85 0 0 0 0 0 0 0 0 0 0 0
84 0 0 0 0 0 0 0 0 0 0 0
CHANGE 0 0 0 0 0 0 0 0 0 0 0 0

ELIZABETH PD 85 0 0 0 0 0 0 0 0 0 0 0
84 0 0 0 0 0 0 0 0 0 0 0
CHANGE 0 0 0 0 0 0 0 0 0 0 0 0

WOOD CTY TOTAL 85 82 1837 1919 338 7 16 303 1 24 78 51
84 60 1933 1993 273 4 10 232 2 5 70 45
CHANGE 22+ 96- 74- 65+ 3+ 6+ 51+ 1- 19+ 8+ 6+

RURAL 85 7 922 929 236 1 2 277 1 10 32 15
84 16 870 886 183 0 3 228 0 4 35 30
CHANGE 9- 52+ 43+ 53+ 1+ 1- 49+ 1+ 6+ 3- 15-

SHERIFF 85 3 806 809 218 0 2 276 0 0 26 13
84 0 693 693 151 0 3 228 0 1 20 18
CHANGE 3+ 113+ 116+ 67+ 0 1- 48+ 0 1- 6+ 3-

STATE POLICE 85 4 116 120 18 1 0 1 1 10 6 2
84 16 177 193 32 0 0 0 0 3 15 12
CHANGE 12- 61- 73- 14- 1+ 0 1+ 1+ 7+ 9- 10-

MUNICIPAL 85 75 915 990 102 6 14 26 0 14 46 36
84 44 1043 1107 90 4 7 24 2 1 35 15
CHANGE 31+ 148- 117- 12+ 2+ 7+ 2+ 2- 13+ 11+ 21+

PARKERSBURG PD 85 38 796 834 96 6 8 26 0 7 40 34
84 29 883 912 88 4 5 22 2 1 35 14
CHANGE 9+ 87- 78- 8+ 2+ 3+ 4+ 2- 6+ 5+ 20+

VIENNA PD 85 35 110 145 5 0 6 0 0 3 5 2
84 10 145 155 0 0 2 2 0 0 0 1
CHANGE 25+ 35- 10- 5+ 0 4+ 2- 0 3+ 5+ 1+

WILLIAMSTOWN PD 85 2 9 11 1 0 0 0 0 4 1 0
84 5 35 40 2 0 0 0 0 0 0 0
CHANGE 3- 26- 29- 1- 0 0 0 0 4+ 1+ 0

WYOMING CTY TOTAL 85 53 693 746 114 3 2 13 0 17 44 51
84 47 703 750 44 2 15 4 0 7 22 18
CHANGE 6+ 10- 4- 70+ 1+ 13- 9+ 0 10+ 22+ 33+

JAN THRU DEC 85-84

PART II

PAGE 74

COML VICE	SEX OFFENSES	NARCOTIC AND DRUG	GAMBLING	FAMILY OFFENSES	ARRESTS BY CHARGE UND INFL	DRIVING LIQUOR LAWS	AGENCY TYPE	DRUNK-ENNESS	DISORD CONDUCT	VAGRANCY	OTHER OFFENSES	SUSPICION	CURFEW LOITER	RUN-AWAYS
-----------	--------------	-------------------	----------	-----------------	----------------------------	---------------------	-------------	--------------	----------------	----------	----------------	-----------	---------------	-----------

052AL	0	9	12	0	1	105	17	46	36	0	103	0	0	0
	0	4	11	0	0	96	26	58	92	0	182	0	0	4
	0	5+	1-	0	1+	9+	9-	12-	16-	0	79-	0	0	4-
052RU	0	8	7	0	0	36	2	6	0	0	67	0	0	0
	0	8+	0	0	0	31	5+	11	1-	0	99	0	0	3
	0	0	0	0	0	0	0	0	0	0	32-	0	0	3-
05250	0	1	3	0	0	12	0	6	0	0	62	0	0	0
	0	0	1	0	0	8	0	2	1	0	76	0	0	0
	0	1+	2+	0	0	4+	0	4+	1-	0	14-	0	0	0
0525P	0	7	4	0	0	24	2	0	0	0	5	0	0	0
	0	0	6	0	0	23	0	9	0	0	23	0	0	0
	0	7+	2-	0	0	1+	2+	9-	0	0	18-	0	0	3-
0522Z	0	1	5	0	1	69	15	40	36	0	36	0	0	0
	0	4	6	0	0	65	26	47	51	0	83	0	0	0
	0	3-	1-	0	1+	4+	11-	7-	15-	0	47-	0	0	1-
05201	0	0	1	0	0	1	0	1	1	0	0	0	0	0
	0	0	0	0	0	0	0	4	3	0	0	0	0	0
	0	0	1+	0	0	1+	0	3-	2-	0	0	0	0	0
05202	0	1	4	0	1	68	15	39	35	0	36	0	0	0
	0	4	6	0	0	65	24	43	48	0	83	0	0	0
	0	3-	2-	0	1+	3+	11-	4-	13-	0	47-	0	0	1-
05204	0	0	0	0	0	0	0	0	0	0	0	0	0	0
	0	0	0	0	0	0	0	0	0	0	0	0	0	0
	0	0	0	0	0	0	0	0	0	0	0	0	0	0
05206	0	0	0	0	0	0	0	0	0	0	0	0	0	0
	0	0	0	0	0	0	0	0	0	0	0	0	0	0
	0	0	0	0	0	0	0	0	0	0	0	0	0	0
053AL	0	1	1	0	1	13	1	17	1	0	11	0	0	2
	0	1	5	0	0	9	0	19	0	0	14	0	0	0
	0	0	4-	0	1+	4+	1+	2-	1+	0	3-	0	0	2+
053RU	0	1	1	0	1	13	1	17	1	0	11	0	0	2
	0	1	5	0	0	9	0	19	0	0	14	0	0	0
	0	0	4-	0	1+	4+	1+	2-	1+	0	3-	0	0	2+
05350	0	0	0	0	1	3	0	8	0	0	11	0	0	0
	0	0	3-	0	0	1	0	8	0	0	12	0	0	0
	0	0	0	0	1+	2+	0	0	0	0	1-	0	0	0
0535P	0	1	2	0	0	10	1	9	1	0	0	0	0	2
	0	1	2	0	0	8	0	11	0	0	2-	0	0	0
	0	0	1-	0	0	2+	1+	2-	1+	0	0	0	0	2+
0532Z	0	0	0	0	0	0	0	0	0	0	0	0	0	0
	0	0	0	0	0	0	0	0	0	0	0	0	0	0
	0	0	0	0	0	0	0	0	0	0	0	0	0	0
05301	0	0	0	0	0	0	0	0	0	0	0	0	0	0
	0	0	0	0	0	0	0	0	0	0	0	0	0	0
	0	0	0	0	0	0	0	0	0	0	0	0	0	0
054AL	0	24	9	0	1	348	2	217	8	0	487	0	0	5
	0	24	10	9	9	413	9	286	16	0	545	0	0	11
	0	0	1-	9-	8-	65-	7-	69-	8-	0	58-	0	0	6-
054RU	0	3	4	0	1	65	0	45	0	0	237	0	0	0
	0	4	1	0	9	50	5-	38	3	0	286	0	0	7
	0	1-	3+	0	8-	15+	0	7+	3-	0	49-	0	0	7-
05450	0	1	2	0	1	34	0	10	0	0	226	0	0	0
	0	2	1	0	9	19	0	11	0	0	226	0	0	0
	0	1-	1+	0	8-	15+	1-	1-	3-	0	0	0	0	0
0545P	0	2	2	0	0	31	0	35	0	0	11	0	0	0
	0	0	0	0	0	31	4	27	0	0	60	0	0	7
	0	0	2+	0	0	0	4-	8+	0	0	49-	0	0	7-
0542Z	0	21	5	0	0	283	2	172	8	0	250	0	0	5
	0	20	9	9	0	363	4	248	13	0	259	0	0	4
	0	1+	4-	9-	0	80-	2-	76-	5-	0	9-	0	0	1+
05401	0	18	3	0	0	213	1	146	4	0	230	0	0	0
	0	18	7	9	0	280	4	180	8	0	235	0	0	0
	0	0	4-	9-	0	67-	3-	34-	2-	0	5-	0	0	0
05402	0	2	1	0	0	69	1	26	0	0	20	0	0	5
	0	2	0	0	0	82	0	50	0	0	14	0	0	2
	0	0	1+	0	0	13-	1+	24-	0	0	4+	0	0	3+
05403	0	1	1	0	0	1	0	0	2	0	0	0	0	0
	0	1+	2-	0	0	1	0	18	5	0	10	0	0	2-
	0	0	1-	0	0	0	0	18-	3-	0	10-	0	0	2-
055AL	0	7	34	2	3	176	2	79	9	0	180	0	1	9
	0	2	26	0	7	160	6	202	37	0	192	0	0	6
	0	5+	8+	2+	4-	16+	4-	123-	28-	0	12-	0	1+	3+

JAN THRU DEC 85-84

PAGE 77
 PART II ARRESTS BY CHARGE AND AGENCY TYPE
 JUVENILE ADULTS GRAND TOTAL OTHER ASSAULTS

RURAL	85	12	514	526	94	2	1	13	0	11	27	47		
	84	9	339	348	14	7	7	1	1	1	2	13		
CHANGE		3+	175+	178+	80+	0	6-	12+	0	10+	25+	34		
SHERIFF	85	8	460	468	82	2	0	12	0	11	22	41		
	84	1	265	266	0	0	0	0	0	0	0	11		
CHANGE		7+	195+	202+	82+	2+	0	12+	0	11+	22+	30		
STATE POLICE	85	4	54	58	12	0	1	1	0	0	5	6		
	84	8	74	82	14	2	7	1	0	1	2	2		
CHANGE		4-	20-	24-	2-	2-	6-	0	0	1-	3+	4		
MUNICIPAL	85	41	179	220	20	1	1	0	0	6	17	4		
	84	38	364	402	30	0	8	3	0	6	20	5		
CHANGE		3+	185-	182-	10-	1+	7-	3-	0	0	3-	1		
MULLENS PD	85	12	92	64	1	0	0	0	0	5	0	1		
	84	14	163	177	7	0	7	3	0	6	6	3		
CHANGE		2-	111-	113-	6-	0	7-	3-	0	1-	6-	2		
PINEVILLE PD	85	2	29	31	7	0	0	0	0	1	3	2		
	84	0	71	71	7	0	0	0	0	0	8	0		
CHANGE		2+	42-	40-	0	0	0	0	0	1+	5-	2		
OCEANA PD	85	27	98	125	12	1	1	0	0	0	14	1		
	84	24	130	154	16	0	1	0	0	0	6	2		
CHANGE		3+	32-	29-	4-	1+	0	0	0	0	8+	1		

055RU	0	6	20	2	3	102	0	26	4	0	162	0	0	6
	0	1	17	0	5	51	1	77	0	0	154	0	0	2
	0	5+	3+	2+	2-	51+	1-	51-	4+	0	8+	0	0	4
055SO	0	5	19	2	2	91	0	20	4	0	149	0	0	6
	0	0	3	0	3	44	0	69	0	0	136	0	0	0
	0	5+	16+	2+	1-	47+	0	49-	4+	0	13+	0	0	6
055SP	0	1	1	0	1	11	0	6	0	0	13	0	0	0
	0	1	14	0	2	7	1	8	0	0	18	0	0	2
	0	0	13-	0	1-	4+	1-	2-	0	0	5-	0	0	2
055Z2	0	1	14	0	0	74	2	53	5	0	18	0	1	2
	0	1	9	0	2	109	3	123	37	0	38	0	0	2
	0	0	5+	0	2-	39-	3-	72-	32-	0	20-	0	1+	1
05501	0	0	3	0	0	37	0	12	5	0	6	0	0	0
	0	0	5	0	0	52	4	46	29	0	6	0	0	0
	0	0	2-	0	0	15-	4-	34-	24-	0	6-	0	0	0
05502	0	0	1	0	0	7	1	7	0	0	2	0	0	0
	0	0	0	0	0	22	0	26	0	0	8	0	0	0
	0	0	1+	0	0	15-	1+	19-	0	0	6-	0	0	0
05503	0	1	10	0	0	30	1	34	0	0	16	0	1	0
	0	1	4	0	2	35	1	53	8	0	24	0	0	0
	0	0	6+	0	2-	5-	0	19-	8-	0	8-	0	1+	0

D. N. R.
Department of Natural Resources

DEPARTMENT OF NATURAL RESOURCES

DIST. 1	DIST. 2	DIST. 3	DIST. 4	DIST. 5	DIST. 6
BARBOUR	BERKELEY	BRAXTON	FAYETTE	BOONE	CALHOUN
BROOKE	GRANT	CLAY	GREENBRIER	CABELL	DODDRIDGE
HANCOCK	HAMPSHIRE	LEWIS	MCDOWELL	KANAWHA	GILMER
HARRISON	HARDY	NICHOLAS	MERCER	LINCOLN	JACKSON
MARION	JEFFERSON	POCHANTAS	MONROE	LOGAN	PLEASANTS
MARSHALL	MINERAL	RANDOLPH	RALEIGH	MASON	RITCHIE
MONONGALIA	MORGAN	UPSHUR	SUMMERS	MINGO	ROANE
OHIO	PENDLETON	WEBSTER	WYOMING	PUTNAM	TYLER
PRESTON				WAYNE	WIRT
TAYLOR					WOOD
TUCKER					
WETZEL					

The Department of Natural Resources is divided into six (6) districts. Above are the counties covered by each of these districts.

The following pages depict the arrest activity by district.

**DEPARTMENT OF NATURAL RESOURCES
DISTRICT 1**

**Arrests By Age
Persons Under 18 Years of Age**

January-December 1985

CLASSIFICATION OF OFFENSES	SEX	AGE						RACE				ETHNIC ORIGIN			
		Under 10	10-12	13-14	15	16	17	Total Under 18	White	Black	Other Race	Asian or Pacific Islander	Hispanic	Not Hispanic	
Murder	01A Male Female														
Manslaughter	01B Male Female														
Forcible Rape	02 Male Female														
Robbery	03 Male Female														
Forceful Assault	04 Male Female														
Surgery Breaking and Entering	05 Male Female														
Larceny-Theft (Except Motor Vehicle Theft)	06 Male Female														
Motor Vehicle Theft	07 Male Female														
Other Assaults	08 Male Female														
Arson	09 Male Female														
Forgery and Counterfeiting	10 Male Female														
Fraud	11 Male Female														
Embezzlement	12 Male Female														
State Property; Buying, Receiving, Possessing	13 Male Female														
Vandalism	14 Male Female														
Weapons Carrying, Possessing, etc.	15 Male Female			1			1	6	8	8					8
Prostitution and Commercialized Vice	16 Male Female														
Sex Offenses (Except Forcible Rape and Prostitution)	17 Male Female														
Drug Abuse Violations	18 Male Female														
(1) Sale/Manufacturing	18a Male Female														
Subtotal	18b														
Opium or Cocaine and Their Derivatives (Morphine, Heroin, Codeine)	a Male Female														
Marijuana	b Male Female														
Synthetic Narcotics-Manufactured Narcotics Which Can Cause True Drug Addiction (Demerol, Methadone)	c Male Female														
Other - Dangerous Non-Narcotic Drugs (Barbiturates, Benzodrine)	d Male Female														
(2) Possession	18c Male Female														
Subtotal	18d														
Opium or Cocaine and Their Derivatives (Morphine, Heroin, Codeine)	e Male Female														
Marijuana	f Male Female														
Synthetic Narcotics-Manufactured Narcotics Which Can Cause True Drug Addiction (Demerol, Methadone)	g Male Female														
Other - Dangerous Non-Narcotic Drugs (Barbiturates, Benzodrine)	h Male Female														
TOTAL	18e														
Gambling	19 Male Female														
Bookmaking (Horse and Sport Book)	19A Male Female														
Numbers and Lottery	19B Male Female														
All Other Gambling	19C Male Female														
Offense Against Family and Children	20 Male Female														
Driving Under The Influence	21 Male Female														
Liquor Laws	22 Male Female														
Drunkennes	23 Male Female														
Disorderly Conduct	24 Male Female														
Vagrancy	25 Male Female														
All Other Offenses (Except Traffic)	26 Male Female														
Expenses Not Reported to UVA	27 Male Female														
Outlet and Letting Law Violations	28 Male Female														
Run-Aways	29 Male Female														
GRAND TOTAL				1			1	6	8	8					8

**DEPARTMENT OF NATURAL RESOURCES
DISTRICT 2**

**Arrests By Age
Persons Under 18 Years of Age**

January-December 1985

CLASSIFICATION OF OFFENSES	SEX	AGE						Total Under 18	RACE			ETHNIC ORIGIN		
		Under 10	10-12	13-14	15	16	17		White	Black	Number of Other Races	Hispanic	Not Hispanic	
Murder	01A Male													
	Female													
Manlaughter	01B Male													
	Female													
Possible Rape	02 Male													
	Female													
Robbery	03 Male													
	Female													
Potential Assault	04 Male													
	Female													
Surgery Breaking and Entering	05 Male													
	Female													
Larceny-Theft (Except Motor Vehicle Theft)	06 Male													
	Female													
Motor Vehicle Theft	07 Male													
	Female													
Other Assaults	08 Male													
	Female													
Arson	09 Male													
	Female													
Forgery and Counterfeiting	10 Male													
	Female													
Prison	11 Male													
	Female													
Embezzlement	12 Male													
	Female													
Steal Property; Buying, Receiving, Possessing	13 Male													
	Female													
Vandalism	14 Male													
	Female													
Weapons; Carrying, Possessing, etc.	15 Male					1				1	1			1
	Female													
Prostitution and Commercialized Vice	16 Male													
	Female													
Sex Offenses (Except Potable Ruin and Prostitution)	17 Male													
	Female													
Drug Abuse Violations	18 Male													
	Female													
(1) Sale/Manufacturing	18A Male													
	Female													
Subtotal	18B Male													
	Female													
Opium or Cocaine and Their Deri- vatives (Morphine, Heroin, Codeine)	a Male													
	Female													
Marijuana	b Male													
	Female													
Synthetic Narcotics-Manufactured Narcotics Which Can Cause True Drug Addiction (Demerol, Methadone)	c Male													
	Female													
Other - Dangerous Non-Narcotic Drugs (Barbiturates, Benzodrine)	d Male													
	Female													
(2) Possession	18C Male													
	Female													
Subtotal	18D Male													
	Female													
Opium or Cocaine and Their Deri- vatives (Morphine, Heroin, Codeine)	e Male													
	Female													
Marijuana	f Male													
	Female													
Synthetic Narcotics-Manufactured Narcotics Which Can Cause True Drug Addiction (Demerol, Methadone)	g Male													
	Female													
Other - Dangerous Non-Narcotic Drugs (Barbiturates, Benzodrine)	h Male													
	Female													
Subtotal	18E Male													
	Female													
Gambling	19 Male													
	Female													
Bookmaking (Horse and Sport Book)	19A Male													
	Female													
Numbers and Lottery	19B Male													
	Female													
All Other Gambling	19C Male													
	Female													
Offenses Against Family and Children	20 Male													
	Female													
Driving Under The Influence	21 Male													
	Female													
Liquor Laws	22 Male													
	Female													
Drunkenness	23 Male													
	Female													
Shameful Conduct	24 Male													
	Female													
Vagrancy	25 Male													
	Female													
All Other Offenses (Except Traffic)	26 Male													
	Female													
Suspicion Not Reported to WVA	27 Male													
	Female													
Curfew and Loitering Law Violations	28 Male													
	Female													
Run-Aways	29 Male													
	Female													
GRAND TOTAL										1	1	1		1

**DEPARTMENT OF NATURAL RESOURCES
DISTRICT 3**

**Arrests By Age
Persons Under 18 Years of Age**

January-December 1985

CLASSIFICATION OF OFFENSES	SEX	AGE						RACE				ETHNIC ORIGIN			
		Under 10	10-12	13-14	15	16	17	Total Under 18	White	Black	Other than White or Black	Asian or Pacific Islander	Hispanic	Not Hispanic	
Murder	01A Male														
	Female														
Man-slaughter	01B Male														
	Female														
Forcible Rape	02 Male														
	Female														
Robbery	03 Male														
	Female														
Potential Assault	04 Male														
	Female														
Burglary Breaking and Entering	05 Male														
	Female														
Larceny-Theft (Except Motor Vehicle Theft)	06 Male														
	Female														
Motor Vehicle Theft	07 Male														
	Female														
Other Assaults	08 Male														
	Female														
Arson	09 Male														
	Female														
Forgery and Counterfeiting	10 Male														
	Female														
Fraud	11 Male														
	Female														
Embezzlement	12 Male														
	Female														
Stolen Property: Buying, Receiving, Possessing	13 Male														
	Female														
Vandalism	14 Male														
	Female														
Weapons, Carrying, Possessing, etc.	15 Male				1	4		3	8	8					8
	Female														
Prostitution and Commercialized Vice	16 Male														
	Female														
Sex Offenses (Except Forcible Rape and Prostitution)	17 Male														
	Female														
Drug Abuse Violations	18 Male														
	Female														
(1) Sale/Manufacturing	18A Male														
	Female														
Opium or Cocaine and their Derivatives (Morphine, Heroin, Codeine)	18B Male														
	Female														
Marijuana	18C Male														
	Female														
Synthetic Narcotics-Manufactured Narcotics Which Can Cause True Drug Addiction (Demerol, Methadone)	18D Male														
	Female														
Other - Dangerous Non-Narcotic Drugs (Barbiturates, Benzodrine)	18E Male														
	Female														
(2) Possession	18F Male														
	Female														
Opium or Cocaine and their Derivatives (Morphine, Heroin, Codeine)	18G Male														
	Female														
Marijuana	18H Male														
	Female														
Synthetic Narcotics-Manufactured Narcotics Which Can Cause True Drug Addiction (Demerol, Methadone)	18I Male														
	Female														
Other - Dangerous Non-Narcotic Drugs (Barbiturates, Benzodrine)	18J Male														
	Female														
TOTAL	18 Male														
	Female														
Gambling	19 Male														
	Female														
Bookmaking (Horse and Sport Book)	19A Male														
	Female														
Numbers and Lottery	19B Male														
	Female														
All Other Gambling	19C Male														
	Female														
Offenses Against Family and Children	20 Male														
	Female														
Driving Under the Influence	21 Male														
	Female														
Utterance	22 Male														
	Female														
Drunkenness	23 Male														
	Female														
Obtaining Consent	24 Male														
	Female														
Vagrancy	25 Male														
	Female														
All Other Offenses (Except Traffic)	26 Male						1		1	1					1
	Female														
Expulsion Not Reported to WPA	27 Male														
	Female														
Carless and Littering Law Violations	28 Male														
	Female														
Run-Aways	29 Male														
	Female														
GRAND TOTAL							1	5	3	9	9				9

DEPARTMENT OF NATURAL RESOURCES DISTRICT 4

Arrests By Age Persons Under 18 Years of Age

January-December 1985

CLASSIFICATION OF OFFENSES	SEX	AGE						Total Under 18	RACE			ETHNIC ORIGIN								
		Under 10	10-12	13-14	15	16	17		White	Black	Other Race	Hispanic	Not Hispanic							
Murder	01A	Male																		
		Female																		
Manlaughter	01B	Male																		
		Female																		
Fornite Rape	02	Male																		
		Female																		
Robbery	03	Male																		
		Female																		
Potential Assault	04	Male																		
		Female																		
Burglary	05	Male																		
Breaking and Entering	06	Male																		
		Female																		
Larceny-Theft (Except Motor Vehicle Theft)	07	Male																		
		Female																		
Motor Vehicle Theft	07	Male																		
		Female																		
Other Assaults	08	Male																		
		Female																		
Arson	09	Male																		
		Female																		
Forgery and Counterfeiting	10	Male																		
		Female																		
Fraud	11	Male																		
		Female																		
Embezzlement	12	Male																		
		Female																		
State Property: Buying, Receiving, Possessing	13	Male								1										1
		Female																		
Vandalism	14	Male																		
		Female																		
Weapons: Carrying, Possessing, etc	16	Male				2	3	8		13	13									13
		Female																		
Prostitution and Commercialized Vice	16	Male																		
		Female																		
Sex Offenses (Except Fornite Rape and Prostitution)	17	Male								1	1	1								1
		Female																		
Drug Abuse Violations	TOTAL 18	Male																		
		Female																		
(1) Sale/Manufacturing	180	Male																		
		Female																		
Opium or Cocaine and Their Derivatives (Morphine, Heroin, Codeine)	a	Male																		
		Female																		
Marijuana	b	Male																		
		Female																		
Synthetic Narcotics-Manufactured Narcotics Which Can Cause True Drug Addiction (Demerol, Methadone)	c	Male																		
		Female																		
Other - Dangerous Non-Narcotic Drugs (Barbiturates, Benzodrine)	d	Male																		
		Female																		
(2) Possession	185	Male																		
		Female																		
Opium or Cocaine and Their Derivatives (Morphine, Heroin, Codeine)	e	Male																		
		Female																		
Marijuana	f	Male																		
		Female																		
Synthetic Narcotics-Manufactured Narcotics Which Can Cause True Drug Addiction (Demerol, Methadone)	g	Male																		
		Female																		
Other - Dangerous Non-Narcotic Drugs (Barbiturates, Benzodrine)	h	Male																		
		Female																		
TOTAL	19	Male																		
		Female																		
Gambling	19A	Male																		
		Female																		
Bookmaking (Horse and Sport Book)	19B	Male																		
		Female																		
Numbers and Lottery	19C	Male																		
		Female																		
All Other Gambling	19C	Male																		
		Female																		
Offense Against Family and Children	20	Male																		
		Female																		
Driving Under The Influence	21	Male																		
		Female																		
Liquor Laws	22	Male																		
		Female																		
Drunkenness	23	Male																		
		Female																		
Steadily Conduct	24	Male																		
		Female																		
Vagrancy	25	Male																		
		Female																		
All Other Offense (Except Traffic)	26	Male																		
		Female																		
Suspense Not Reported in WIA	27	Male																		
		Female																		
Curfew and Loitering Law Violations	28	Male																		
		Female																		
Run-Aways	29	Male																		
		Female																		
GRAND TOTAL						2	4	9	15	15										15

DEPARTMENT OF NATURAL RESOURCES DISTRICT 5

Arrests By Age Persons Under 18 Years of Age

January-December 1985

CLASSIFICATION OF OFFENSES	SEX	AGE						Total Under 18	RACE				ETHNIC ORIGIN			
		Under 10	10-12	13-14	15	16	17		White	Black	Hispanic or Latino	Asian or Pacific Islander	Hispanic	Not Hispanic		
Murder	01A Male															
	Female															
Man-slaughter	01B Male															
	Female															
Forcible Rape	02 Male															
	Female															
Robbery	03 Male															
	Female															
Potential Assault	04 Male															
	Female															
Burglary	05 Male															
Breaking and Entering	06 Male															
	Female															
Larceny-Theft (Except Motor Vehicle Theft)	08 Male															
	Female															
Motor Vehicle Theft	07 Male															
	Female															
Other Assaults	09 Male															
	Female															
Arson	08 Male															
	Female															
Forgery and Counterfeiting	10 Male															
	Female															
Fraud	11 Male															
	Female															
Embezzlement	12 Male															
	Female															
Stolen Property; Buying, Receiving, Possessing	13 Male															
	Female															
Vandalism	14 Male															
	Female															
Weapons; Carrying, Possessing, etc.	16 Male				2				2							4
	Female															
Prostitution and Commercialized Vice	16 Male															
	Female															
Sex Offenses (Except Forcible Rape and Prostitution)	17 Male															
	Female															
Drug Abuse Violations	18 Male								1			1				1
	Female															
(1) Manufacture	18 Male															
	Female															
Opium or Cocaine and Their Derivatives (Morphine, Heroin, Codeine)	a Male															
	Female															
Marijuana	b Male															
	Female															
Synthetic Narcotics-Manufactured Narcotics Which Can Cause True Drug Addiction (Demerol, Methadone)	c Male															
	Female															
Other - Dangerous Non-Narcotic Drugs (Barbiturates, Benzodrine)	d Male															
	Female															
(2) Possession	18 Male								1			1				1
	Female															
Opium or Cocaine and Their Derivatives (Morphine, Heroin, Codeine)	e Male															
	Female															
Marijuana	f Male															
	Female															
Synthetic Narcotics-Manufactured Narcotics Which Can Cause True Drug Addiction (Demerol, Methadone)	g Male															
	Female															
Other - Dangerous Non-Narcotic Drugs (Barbiturates, Benzodrine)	h Male															
	Female															
Gambling	19 Male															
	Female															
Bookmaking (Horse and Sport Book)	18A Male															
	Female															
Horse and Lottery	19B Male															
	Female															
All Other Gambling	19C Male															
	Female															
Offenses Against Family and Children	20 Male															
	Female															
Driving Under The Influence	21 Male															
	Female															
Liquor Laws	22 Male															
	Female															
Drunkenness	23 Male								1		1					1
	Female															
Standards of Conduct	24 Male															
	Female															
Vagrancy	25 Male															
	Female															
All Other Offenses (Except Traffic)	26 Male															
	Female															
Offenses Not Reported in UVA	27 Male															
	Female															
Curfew and Loitering Law Violations	28 Male															
	Female															
Run-Aways	29 Male															
	Female															
GRAND TOTAL									2	3	3	8	8			6

**DEPARTMENT OF NATURAL RESOURCES
DISTRICT 6**

**Arrests By Age
Persons Under 18 Years of Age**

January-December 1965

CLASSIFICATION OF OFFENSES	SEX	AGE						RACE				ETHNIC ORIGIN	
		Under 10	10-12	13-14	15	16	17	Total Under 10	White	Black	Hispanic	Asian or Pacific Islander	Other
Murder	01A	Male											
		Female											
Man-slaughter	01B	Male											
		Female											
Forcible Rape	02	Male											
		Female											
Robbery	03	Male											
		Female											
Forcible Assault	04	Male											
		Female											
Burglary	05	Male											
Breaking and Entering	05	Female											
Larceny-Theft (Except Motor Vehicle Theft)	06	Male											
		Female											
Motor Vehicle Theft	07	Male											
		Female											
Other Assaults	08	Male											
		Female											
Arson	09	Male											
		Female											
Forgery and Counterfeiting	10	Male											
		Female											
Fraud	11	Male											
		Female											
Embezzlement	12	Male											
		Female											
Station Property: Buying, Receiving, Possessing	13	Male											
		Female											
Vandalism	14	Male											
		Female											
Weapons: Carrying, Possessing, etc.	15	Male		1	1	2	12	16	16				16
		Female											
Prostitution and Commercialized Vice	16	Male											
		Female											
Sex Offenses (Except Forcible Rape and Prostitution)	17	Male											
		Female											
Drug Abuse Violations	18	Male											
		Female											
(1) Sale/Manufacturing	19	Male											
		Female											
Opium or Cocaine and their Derivatives (Morphine, Heroin, Codeine)	a	Male											
		Female											
Marijuana	b	Male											
		Female											
Synthetic Narcotics-Manufactured Narcotics Which Can Cause True Drug Addiction (Demerol, Methadone)	c	Male											
		Female											
Other - Dangerous Non-Narcotic Drugs (Barbiturates, Benzodrine)	d	Male											
		Female											
(2) Possession	19B	Male											
		Female											
Opium or Cocaine and their Derivatives (Morphine, Heroin, Codeine)	e	Male											
		Female											
Marijuana	f	Male											
		Female											
Synthetic Narcotics-Manufactured Narcotics Which Can Cause True Drug Addiction (Demerol, Methadone)	g	Male											
		Female											
Other - Dangerous Non-Narcotic Drugs (Barbiturates, Benzodrine)	h	Male											
		Female											
Gambling	19C	Male											
		Female											
Boatmaking (Horse and Sport Boats)	19A	Male											
		Female											
Numbers and Lottery	19B	Male											
		Female											
All Other Gambling	19C	Male											
		Female											
Offenses Against Family and Children	20	Male											
		Female											
Driving Under The Influence	21	Male											
		Female											
Liquor Laws	22	Male											
		Female											
Drunkenness	23	Male											
		Female											
Standards of Conduct	24	Male											
		Female											
Vagrancy	25	Male											
		Female											
All Other Offenses (Except Traffic)	26	Male											
		Female											
Supplies Not Reported to WVA	27	Male											
		Female											
Curtow and Littering Law Violations	28	Male											
		Female											
Run-Aways	29	Male											
		Female											
GRAND TOTAL				1	1	2	12	16	16				16

Arson

Arson 1985

Crime Clock - 1 Arson every 7 hours, 29 minutes

DEFINITION

The offense of arson is defined by the National Uniform Crime Reporting (UCR) Program to include any willful or malicious burning or attempts to burn, with or without intent to defraud, a dwelling house, public building, motor vehicle or aircraft, personal property of another, etc.

Early in 1979, in accordance with the FBI-UCR Program, the West Virginia UCR Program began collecting arson data submitted by the UCR contributing agencies.

Reported Arson offenses during 1985 show 639 offenses with property loss of \$8,288,812. 1984 figures reported 655 arson offenses with property loss estimated at \$9,805,990. The number of offenses decreased 2.4% while the estimated property loss decreased 15.5%

Law enforcement agencies cleared 145 arson offenses during 1985 for a clearance rate of 22.7%

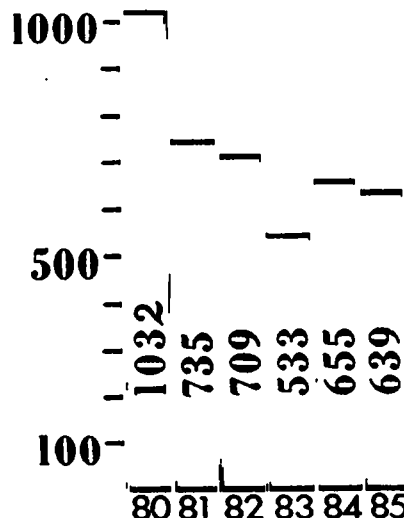
OFFENSES

	<u>1984</u>	<u>1985</u>	<u>% CHANGE</u>
TOTAL	655 (100%)	639 (100%)	-2.4%
STRUCTURAL	403 (61.5%)	376 (58.8%)	-6.7%
MOBILE	218 (33.3%)	215 (33.7%)	-1.4%
OTHER	34 (5.2%)	48 (7.5%)	+41.2%

ESTIMATED PROPERTY DAMAGE

	<u>1984</u>	<u>1985</u>	<u>% CHANGE</u>
TOTAL	\$9,805,990	\$8,288,812	-15.5%
STRUCTURAL	\$8,866,135	\$5,367,547	-39.5%
MOBILE	\$933,675	\$2,811,200	+201.1%
OTHER	\$6,180	\$110,065	+1681.0%

<u>YEAR</u>	<u>OFFENSES</u>	<u>% CHANGE</u>
1980	1032	
1981	735	-28.8%
1982	709	-3.5%
1983	533	-24.8%
1984	655	+22.8%
1985	639	-2.4%



ARSON 1985

1 PROPERTY CLASSIFICATION	2 Offenses Reported or Known to Police (Include Unfounded and Attempts)	3 Unfounded, i. e. False or Baseless Complaints	4 Number of Actual Offenses (Column 2 Minus Column 3 Include Attempts)	5 Total Offenses Cleared by Arrest or Exceptional Means (Include Column 6)	6 Number of Clearances Involving Only Persons Under 18 Years of Age	7 Offenses Where Structures Uninhabited, Abandoned, or not Normally in Use	8 Estimated Value of Property Damage
A. Single Occupancy Residential: Houses, Townhouses, Duplexes, etc.	212	10	202	67	13	67	\$ 2,394,421
B. Other Residential: Apartments, Tenements, Flats, Hotels, Motels, Inns, Dormitories, Boarding Houses, etc.	52	2	50	17	6	3	\$ 441,555
C. Storage: Barns, Garages, Warehouses, etc.	39		39	8	1	8	\$ 151,650
D. Industrial/Manufacturing	4		4	3			\$ 851,000
E. Other Commercial: Stores, Restaurants, Offices, etc.	43	3	40	5	1	6	\$ 1,451,705
F. Community/Public: Churches, Jails, Schools, Colleges, Hospitals, etc.	28		28	7	4	4	\$ 63,883
G. All Other Structure: Out Buildings, Monuments, Buildings Under Construction, etc.	13		13	3	1	4	\$ 13,333
TOTAL STRUCTURE	391	15	376	110	26	92	\$ 5,367,547
H. Motor Vehicles: Automobiles, Trucks, Buses, Motorcycles, etc. - UCR Definition	198	11	187	22	3		\$ 822,500
I. Other Mobile Property: Trailers, Recreational Vehicles, Airplanes Boats, etc.	28		28	5	1		\$ 1,988,700
TOTAL MOBILE	226	11	215	27	4		\$ 2,811,200
J. TOTAL OTHER Crops, Timber, Fences, Signs, etc.	49	1	48	8	4		\$ 110,065
GRAND TOTAL	666	27	639	145	34	92	\$ 8,288,812

S T R U C T U R A L

M O B I L E

DOMESTIC VIOLENCE

Domestic Violence

The increasing number of abuse between family members prompted the enactment of House Bill 802. This bill mandated the collection of domestic violence. Information on spouses, persons living as spouses, persons who formerly resided as spouses, parents, children and stepchildren, or other persons related by blood or marriage is collected.

Abuse: The occurrence of one or more of the following acts between family or household members who reside together or who formerly resided together.

1. Attempting to cause or intentionally, knowingly or recklessly causing bodily injury with or without a dangerous or deadly weapon.
2. Placing by physical menace another in fear or imminent serious bodily injury.
3. Sexually abusing a person under the age of 18 years.

The following information on Domestic Violence is in compliance with House Bill 802. Collecting the information on Domestic Violence began on July 1, 1981.

Law enforcement agencies reported they received a total of 1,316 complaints on Domestic Violence for 1985. This represented a 11.1% increase over the 1984 figure of 1,185. They investigated 985 (74.8%) of these complaints. Of the **complainants who were victims**, 186 (14.3%) were male, 1,115 (85.7%) female, and 339 (26.1%) of them had filed a previous complaint. **Repeated Abuse Victims** suffered 193 Simple Assaults and 2 Felonious Assaults. Protection Orders were violated in 21 (1.6%) cases.

Victim
 1049 Females (89.0%)
 130 Males (11.0%)

Offender
 99 Females (8.5%)
 1068 Males (91.5%)

Weapons Used

Hands/Fists	827 (81.6%)
Guns	50 (4.9%)
Clubs	88 (8.7%)
Knives	49 (4.8%)

Extent of Abuse

Simple Assault	793 (67.4%)
Felonious Assault	88 (7.5%)
Homicide	8 (0.7%)
Other	287 (24.4%)

Action Taken On Total Complaints

Arrest	174 (14.7%)
Referred	618 (52.1%)
Other	393 (33.2%)

The average abuser age was 32, while the youngest was 13 and the oldest was 78. The average victim age was 30, while the youngest was a year old, and the oldest was 91.

The average response time was 14.55 minutes.

Relationships Victim To Offender

Wife	726 (61.3%)		
Common Law Wife	88 (7.4%)	Niece	5 (0.4%)
Ex-Wife	78 (6.6%)	Nephew	5 (0.4%)
Husband	48 (4.1%)	Ex-Husband	4 (0.3%)
Mother	40 (3.5%)	Common Law Husband	4 (0.3%)
Daughter	35 (3.0%)	Cousin	4 (0.3%)
Sister	35 (3.0%)	Grand Mother	3 (0.3%)
In-Law	26 (2.2%)	Grand Father	2 (0.2%)
Son	20 (1.7%)	Ex Common Law Wife	2 (0.2%)
Father	15 (1.3%)	Step Father	1 (0.1%)
Step Daughter	15 (1.3%)	Grand Daughter	1 (0.1%)
Brother	14 (1.2%)	Grand Son	1 (0.1%)
Step Sister	5 (0.4%)		
Uncle	5 (0.4%)		

Day of Week

Sunday	191 (14.5%)
Monday	232 (17.6%)
Tuesday	169 (12.8%)
Wednesday	155 (11.8%)
Thursday	160 (12.2%)
Friday	170 (12.9%)
Saturday	239 (18.2%)

Month

January	136 (10.3%)
February	134 (10.2%)
March	118 (9.0%)
April	79 (6.0%)
May	90 (6.8%)
June	118 (9.0%)
July	100 (7.6%)
August	104 (7.9%)
September	104 (7.9%)
October	119 (9.0%)
November	108 (8.2%)
December	106 (8.1%)

**CHILD ABUSE CASES FROM WELFARE DEPARTMENT
JAUNARY THROUGH DECEMBER, 1985**

	MONTH SUB*	MONTH UNSUB*	PENDING SUB	PENDING UNSUB	TOTAL SUB	TOTAL UNSUB	TOTAL	TOTAL REFERRALS CLEARED (includes child neglect)
JAN	104	159	18	122	122	281	403	888
FEB	92	163	38	129	130	292	422	882
MARCH	153	225	30	123	183	348	531	1103
APRIL	127	228	45	125	172	353	525	1120
MAY	136	272	24	131	160	382	542	1130
JUNE	112	221	44	131	157	352	508	1068
JULY	98	226	53	142	151	368	519	1189
AUG	123	191	53	122	176	313	489	1046
SEPT	119	209	29	92	148	301	449	1064
OCT	126	215	57	124	183	339	522	1154
NOV	80	154	37	118	117	272	389	876
DEC	97	148	27	98	124	246	370	813
TOTAL	1367	2411	455	1436	1822	3847	5669	12304

	<u>1985</u>	<u>1984</u>	<u>% Change</u>
Total Cleared	12,304	11,568	+6.36%
Reported As Child Abuse	5,669	4,790	+18.35%
Substantiated As Child Abuse	1,822	2,1,822	+.66%

Bill 802 required that the West Virginia Department of Welfare should report to the Department of Public Safety instances of **child abuse** not otherwise reported to any other law-enforcment agency.

DOMESTIC VIOLENCE
JAN THRU DEC 1985

AGENCY ID	TOTAL CUMPL	TOTAL INVEST	****COMPLAINANT #MALE FEMALE	INFO**** REPEAT	PRIOR COMPL	*SIM *ASS	*****EXTENT OF ABUSE***** FLL ASS	HOMICIDE	OTH*	*ARREST	REFER	*****ACTION TAKEN***** OTH*	PRUI VIOL
SU BERKELEY CO	3	3	3	3	1	4	3					2	1
PD MARINSHURG	31	27	7	24	9	24	31			28		1	1
SU BRAXTON CU	2	2	2	2	2		1			2		1	1
SU BROOKE	5	5	1	4	3		3					1	4
PD POLLENSBEE	2	2	2	2	2		2					2	2
PD WELLSBURG	1	1	1	1	1	2	1			1		1	1
PD BARBOURSVILLE	2	2	1	2	2		2			1		1	1
PD HUNTINGTON	1	1	1	2	2		2			1		1	1
PD MILLION	2	2	2	2	2	2	2			1		1	1
SU DODDRIIDGE	4	3	4	4	2	6	4					4	4
SU PAYETTE CU	37	35	13	24	8	31	19	4		5		11	20
PD ANSTED	1	1	1	1	1		1					1	1
PD MOUNT HUPE	6	6	1	5	2	4	6					5	1
SO GRANT CO	7	7	1	6	7	6	6					5	2
PD PETERSBURG	1	1	1	1	1		1			1		1	1
SO GREENRIER CU	45	21	1	48	16		35	7				18	25
PD LEWISBURG	2	1	2	1	1		2					1	1
SO HANCOCK CO	9	9	9	9	5	9	4					3	6
PD WEIKTON	55	54	9	46	26	74	25	2		3		41	10
SO HARRISON CO	73	68	12	60	23	30	53	3		2		50	14
PD BRIDGEPORT	4	4	4	4	1		3			1		2	1
PD SALEM	1	1	1	1	1		1			1		1	1
PD STONEWOOD	1	1	1	1	1		1					1	1
PD LUMBERPORT	1	1	1	1	1		1					1	1
SO JACKSON CO	1	1	1	1	1		1					1	1
PD RIPLEY	1	1	1	1	1		1					1	1
PD CHARLESTON	27	19	2	24	15	204	16	6				5	7
PD HANSON	1	1	1	1	1		1					1	1
PD HANPERS FERRY	2	2	2	2	2	5	2					1	1
SO KANAWHA CO	17	13	1	9	3	13	5					7	7
PD CHARLESTON	128	127	17	110	2	2	98	26	1			4	31
PD DUNBAR	15	15	2	13	9	6	12					2	10
PD ST. ALBANS	3	3	1	2	2	1	1					1	2
PL SU. CHARLESTON	7	6	7	7	1	1	6					2	1
PD CHESAPEAKE	2	2	2	2	1	6	2					1	1
PD CLENDENIN	4	4	4	4	1	4	4					3	1
WV STATE COLLEGE	1	1	1	1	1		1					1	1
SO LEWIS CU	12	8	2	10	2	1	9	2				3	2
PD LOGAN	11	11	11	11	2	4	11					6	2
SO MARION CU	1	1	1	1	1		1					1	1
PD FAIRMONT	18	18	3	15	10	14	14	1				10	4
SO MARSHALL CO	9	9	3	6	2	2	1					3	5
PD BENWOOD	2	2	2	2	2	7	2					1	1
PD CANECON	2	2	2	2	2		2					1	1
PD GLEN DALE	6	5	2	4	3		3					3	3
PD MOUNDSVILLE	2	2	2	2	1		2					1	1
PD NEW HAVEN	10	10	2	8	6	8	3					7	3
SO MERCER CO	40	40	40	39	10	3	40					40	1
PD BLUEFIELD	11	11	2	7	5		8					7	2
PD PRINCETON	29	29	1	28	5	5	19					25	3
SO MINERAL CO	20	20	20	20	1	1	19					1	17

DOMESTIC VIOLENCE
JAN THRU DEC 1985

AGENCY ID	TOTAL COMPL	TOTAL INVEST	****COMPLAINANT INFO****		PRIOR COMPL	*****EXTENT OF ABUSE*****				*****ACTION TAKEN*****		PROT VIOL		
			*MALE FEMALE	VICTIM REPEAT		*SIM FEL	ASS HOMICIDE	OTH*	*ARREST REFER	OTH*				
SP MARLINTUN	4	1	1	3	2	1	4			2	1	1		
SP MOOREFIELD	4	1	1	3	4	4	5				4			
SP MORGANTOWN	4	3	1	4	3	1	1	2		2	1			
SP PARKERSBURG	75	1	12	63	39	5	1				61	1		
SP PETERSBURG	1	1	1	1	1						1			
SP PT. PLEASANT	1	1	1	1	1		1					1		
SP PRINCETON	1	1	1	1	1									
SP RAINFLE	3	3	3	3	3						1			
SP ROMEY	4	4	4	4	3	1	2	1			3			
SP SHINNSTON	7	6	2	5	5	3	4	1		1	2	2		
SP WHEELING	1	1	1	1	1	1	1			1	2	4		
SP WAYNE	1	1	1	1	1	1	1			1	1	1		
SP WESTON	1	1	1	1	1	1		1				1		
SP WEST UNION	1	1	1	1	1		1					1		
SP WHITESVILLE	5	5	5	5	5	7					3			
SP WHITESVILLE	5	5	1	4	4	2	8				2			
SP WILLIAMSON	1	1	1	1	1									
SP WINFIELD	1	1	1	1	1	1				1				
TOTAL	1316	985	186	1115	1069	339	763	793	88	287	174	618	393	21

DOMESTIC VIOLENCE
JAN THRU DEC 1985

AGENCY ID	TOTAL COMPLAINTS	TOTAL INVEST	COMPLAINANTS WHO ARE VICTIMS		AVERAGE RESPONSE	TOTAL REPEATERS	**EXTENT OF ABUSE BY REPEATER**			TOTAL ACTION TAKEN**	VIOLATION PROT ORD	
			MALE	FEMALE			SIP ASS FEL	ASS HOMICIDE	OTHER			ARREST REFERRAL
TOTAL	1,316	985	100	968	316	310	193	2	174	618	393	21

UNIFORM CRIME REPORTING

CONTRIBUTOR PARTICIPATION

This section of the report indicates the participation of West Virginia law enforcement agencies contributing to the Uniform Crime Reporting Program.

An "X" indicates that the specific agency (or group of agencies in the case of multiple State Police Detachments within the county) submitted UCR Reports for the corresponding month of 1985.

WEST VIRGINIA CONTRIBUTOR PARTICIPATION

Jan Thru Dec 1985

Agency	JAN	FEB	MAR	APR	MAY	JUN	JUL	AUG	SEP	OCT	NOV	DEC
Barbour County												
Sheriff	X	X	X	X	X	X						
State Police	X	X	X	X	X	X	X	X	X	X	X	X
Belington PD	X	X	X	X	X	X	X	X	X	X	X	X
Phillippi PD	X	X	X	X	X	X	X	X	X	X	X	X
Berkeley County												
Sheriff	X	X			X	X			X			
State Police	X	X	X	X	X	X	X	X	X	X	X	X
Martinsburg PD	X	X	X	X	X	X	X	X	X	X	X	X
Boone County												
Sheriff	X	X	X	X	X	X	X	X	X	X	X	X
State Police	X	X	X	X	X	X	X	X	X	X	X	X
Madison PD	X	X	X	X	X	X	X	X	X	X	X	X
Whitesville PD	X	X	X	X	X	X	X	X	X	X	X	X
Danville PD	X	X	X	X	X	X	X	X	X	X	X	X
Braxton County												
Sheriff	X	X	X	X	X	X	X	X	X	X	X	X
State Police	X	X	X	X	X	X	X	X	X	X	X	X
Gassaway PD	X	X	X			X	X	X			X	
Sutton PD	X	X	X	X	X	X	X	X	X	X	X	X
Burnsville PD	X	X	X	X	X	X	X	X	X	X	X	X
Brooke County												
Sheriff	X	X	X	X	X	X	X	X	X	X	X	X
State Police	X	X	X	X	X	X	X	X	X	X	X	X
Follansbee PD	X	X	X	X	X	X	X	X	X	X		X
Wellsburg PD	X	X	X	X	X	X	X	X	X	X	X	X
Bethany PD	X	X	X	X	X	X	X	X	X	X	X	X
Cabell County												
Sheriff	X	X	X	X	X	X	X	X	X	X	X	X
State Police	X	X	X	X	X	X	X	X	X	X	X	X
Barboursville PD	X	X	X	X	X	X	X	X	X	X	X	X
Huntington PD	X	X	X	X	X	X	X	X	X	X	X	X
Milton PD	X	X	X	X	X	X	X	X	X	X	X	X
MU Security Police	X	X	X	X	X	X	X	X	X	X	X	X
Calhoun County												
Sheriff	X	X	X	X	X	X	X	X	X	X	X	X
State Police	X	X	X	X	X	X	X	X	X	X	X	X
Grantsville PD												
Clay County												
Sheriff	X	X	X	X	X	X	X	X	X	X	X	X
State Police	X	X	X	X	X	X	X	X	X	X	X	X
Clay PD	X	X	X	X	X	X	X	X	X			
Doddridge County												
Sheriff	X	X	X	X	X	X	X	X	X	X	X	X
State Police	X	X	X	X	X	X	X	X	X	X	X	X
West Union PD	X	X	X	X	X	X	X	X			X	X

WEST VIRGINIA CONTRIBUTOR PARTICIPATION

Jan Thru Dec 1985

Agency	JAN	FEB	MAR	APR	MAY	JUN	JUL	AUG	SEP	OCT	NOV	DEC
Fayette County												
Sheriff	X	X	X	X	X	X	X	X	X	X	X	X
State Police	X	X	X	X	X	X	X	X	X	X	X	X
Ansted PD	X	X	X	X	X	X	X	X	X	X	X	X
Fayetteville PD	X	X	X	X	X	X	X	X	X	X	X	X
Montgomery PD	X	X	X	X	X	X	X	X	X	X	X	X
Mount Hope PD	X	X	X	X	X	X	X	X	X	X	X	X
Oak Hill PD	X	X	X	X	X	X	X	X	X	X	X	X
Meadow Bridge PD	X	X	X	X	X	X	X	X	X	X	X	X
Smithers PD	X	X	X	X	X	X	X	X	X	X	X	X
Pax PD	X	X	X	X	X	X	X	X	X	X	X	X
W Va Tech Security	X	X	X	X	X	X	X	X	X	X	X	X
Gauley Bridge PD	X	X	X	X	X	X						
Gilmer County												
Sheriff	X	X	X	X	X	X	X	X	X	X	X	X
State Police	X	X	X	X	X	X	X	X	X	X	X	X
Glenville PD	X	X	X	X	X	X	X	X	X	X	X	X
Glenville St Security	X	X	X	X	X	X	X	X	X	X	X	X
Grant County												
Sheriff	X	X	X	X	X	X	X	X	X			X
State Police	X	X	X	X	X	X	X	X	X	X	X	X
Petersburg PD	X	X	X	X	X	X	X	X	X	X	X	X
Bayard PD	X	X	X	X	X	X	X	X	X	X	X	X
Greenbrier County												
Sheriff	X	X	X	X	X	X	X	X	X	X	X	X
State Police	X	X	X	X	X	X	X	X	X	X	X	X
Lewisburg PD	X	X	X	X	X	X	X	X	X	X	X	X
Rainelle PD	X	X	X	X	X	X	X	X	X	X	X	X
Ronceverte PD	X	X	X	X	X	X	X	X	X		X	X
White Sulphur Springs PD	X	X	X	X	X	X	X	X	X	X	X	X
Quinwood PD	X	X	X	X	X	X	X	X	X	X		X
Rupert PD												
Hampshire County												
Sheriff	X	X	X	X	X	X	X	X	X	X	X	X
State Police	X	X	X	X	X	X	X	X	X	X	X	X
Romney PD	X	X	X	X	X	X	X	X	X	X	X	X
Hancock County												
Sheriff	X	X	X	X	X	X	X	X	X	X	X	X
State Police	X	X	X	X	X	X	X	X	X	X	X	X
Chester PD	X	X	X	X	X	X	X	X	X	X	X	X
Weirton PD	X	X	X	X	X	X	X	X	X	X	X	X
New Cumberland PD	X	X	X	X	X	X	X	X	X	X	X	X
Hardy County												
Sheriff	X	X	X	X	X	X	X	X	X	X	X	X
State Police	X	X	X	X	X	X	X	X	X	X	X	X
Moorefield PD	X	X	X	X	X	X	X	X	X	X	X	X
Wardensville PD	X	X	X	X	X	X	X	X	X	X	X	X

WEST VIRGINIA CONTRIBUTOR PARTICIPATION

Jan Thru Dec 1985

Agency	JAN	FEB	MAR	APR	MAY	JUN	JUL	AUG	SEP	OCT	NOV	DEC
Harrison County												
Sheriff	X	X	X	X	X	X	X	X	X	X	X	X
State Police	X	X	X	X	X	X	X	X	X	X	X	X
Bridgeport PD	X	X	X	X	X	X	X	X	X	X	X	X
Clarksburg PD	X	X	X	X	X	X	X	X	X	X	X	X
Salem PD	X	X	X	X	X	X	X	X	X	X	X	X
Shinnston PD				X		X					X	X
Stonewood PD	X	X	X	X	X	X	X	X	X	X	X	X
Anmoore PD	X	X	X	X	X	X	X	X	X	X	X	X
Nutter Fort PD	X	X	X	X	X	X	X	X	X	X	X	X
Lumberport PD	X	X	X	X	X	X	X	X	X	X	X	X
Lost Creek PD	X	X	X	X	X	X	X	X	X			X
West Milford PD										X	X	X
Jackson County												
Sheriff	X	X	X	X	X	X	X	X	X	X	X	X
State Police	X	X	X	X	X	X	X	X	X	X	X	X
Ravenswood PD	X	X	X	X	X	X	X	X	X	X	X	X
Ripley PD	X	X	X	X	X	X	X	X	X	X	X	X
Jefferson County												
Sheriff	X	X	X	X	X	X	X	X	X	X	X	X
State Police	X	X	X	X	X	X	X	X	X	X	X	X
Charles Town PD	X	X	X	X	X	X	X	X	X	X	X	X
Shepherdstown PD	X	X	X	X	X	X	X	X	X	X	X	X
Ranson PD	X	X	X	X	X	X	X	X	X	X	X	X
Harpers Ferry PD	X	X	X	X	X	X	X	X	X	X	X	X
Kanawha County												
Sheriff	X	X	X	X	X	X	X	X	X	X	X	X
State Police	X	X	X	X	X	X	X	X	X	X	X	X
Belle PD	X	X	X	X	X	X	X	X	X	X	X	X
Charleston PD	X	X	X	X	X	X	X	X	X	X	X	X
Dunbar PD	X	X	X	X	X	X	X	X	X	X	X	X
Nitro PD	X	X	X	X	X	X	X	X	X	X	X	X
St Albans PD	X	X	X	X	X	X	X	X	X	X	X	X
South Charleston PD	X	X	X	X	X	X	X	X	X	X	X	X
Chesapeake PD	X	X	X	X	X	X	X	X	X			X
Marmet PD	X	X	X	X	X	X	X	X	X	X	X	X
East Bank PD	X	X	X	X	X	X			X	X	X	X
Glasgow PD	X	X		X	X	X	X			X		X
Clendenin PD	X	X	X	X	X	X	X	X	X	X	X	X
Cedar Grove PD	X	X	X	X	X	X	X	X	X	X	X	X
Pratt PD	X	X	X	X	X	X	X	X	X	X	X	X
Handley PD	X	X	X	X	X	X	X	X	X	X	X	X
W Va St College Security	X	X	X	X	X	X	X	X	X	X	X	X
Lewis County												
Sheriff	X	X	X	X	X	X	X	X	X	X	X	X
State Police	X	X	X	X	X	X	X	X	X	X	X	X
Weston PD	X	X	X	X	X	X	X	X	X	X	X	X

WEST VIRGINIA CONTRIBUTOR PARTICIPATION

Jan Thru Dec 1985

Agency	JAN	FEB	MAR	APR	MAY	JUN	JUL	AUG	SEP	OCT	NOV	DEC
Lincoln County												
Sheriff	X	X	X	X	X	X	X	X	X	X	X	X
State Police	X	X	X	X	X	X	X	X	X	X	X	X
Hamlin PD	X	X	X	X	X	X	X	X	X	X	X	X
Logan County												
Sheriff	X	X	X	X	X	X	X	X	X	X	X	X
State Police	X	X	X	X	X	X	X	X	X	X	X	X
Logan PD	X	X	X	X	X	X	X	X	X	X	X	X
Man PD	X	X	X	X	X	X	X	X	X	X	X	X
Chapmanville PD	X	X	X	X	X	X	X	X	X	X	X	X
McDowell County												
Sheriff												
State Police	X	X	X	X	X	X	X	X	X	X	X	X
Keystone PD	X	X	X	X	X	X	X	X	X	X	X	X
War PD	X	X	X	X	X	X	X	X	X	X	X	X
Welch PD	X	X	X	X	X	X	X					
Anawalt PD	X	X	X	X	X	X	X	X	X	X	X	X
Gary PD	X	X	X	X	X	X	X	X	X	X	X	X
North Fork PD	X	X	X	X	X	X	X				X	
Davy PD	X	X	X	X	X	X	X	X	X	X	X	X
Kimball PD	X	X	X	X	X	X	X	X	X	X	X	X
Jeager PD	X	X	X	X	X	X	X	X	X	X	X	X
Bradshaw PD	X	X	X	X	X	X	X	X	X	X	X	X
Marion County												
Sheriff	X	X	X		X	X	X	X	X	X	X	X
State Police	X	X	X	X	X	X	X	X	X	X	X	X
Fairmont PD	X	X	X	X	X	X	X	X	X	X	X	X
Mannington PD	X	X	X	X	X	X	X	X	X	X	X	X
Rivesville PD												
Monongah PD	X	X	X	X	X	X	X	X	X	X	X	X
Fairview PD	X	X	X	X	X	X	X	X	X	X	X	X
Farmington PD	X	X	X	X	X	X	X	X	X	X	X	X
Grant Town PD	X	X	X	X	X	X	X	X	X	X	X	X
Worthington PD	X	X		X								
Marshall County												
Sheriff	X	X	X	X	X	X	X	X	X	X	X	X
State Police	X	X	X	X	X	X	X	X	X	X	X	X
Benwood PD	X	X	X	X	X	X	X	X	X	X	X	X
Cameron PD	X	X	X	X	X	X	X	X	X		X	X
Glen Dale PD	X	X	X	X	X	X	X	X	X	X	X	X
McMechen PD	X	X	X	X	X	X	X	X	X	X	X	X
Moundsville PD	X	X	X	X	X	X	X	X	X	X	X	X
Mason County												
Sheriff	X	X	X	X	X	X	X	X	X	X	X	X
State Police	X	X	X	X	X	X	X	X	X	X	X	X
Point Pleasant PD	X	X	X	X	X	X	X	X	X	X	X	X
New Haven PD	X	X	X	X	X	X	X	X	X	X	X	X
Mason PD	X	X	X	X	X	X	X	X	X	X	X	X
Henderson PD	X	X	X	X	X	X	X	X	X	X	X	X
Hartford PD	X	X	X	X	X	X	X	X	X	X	X	X
Leon PD												

WEST VIRGINIA CONTRIBUTOR PARTICIPATION

Jan Thru Dec 1985

Agency	JAN	FEB	MAR	APR	MAY	JUN	JUL	AUG	SEP	OCT	NOV	DEC
Mercer County												
Sheriff	X	X	X	X	X	X	X	X	X	X	X	X
State Police	X	X	X	X	X	X	X	X	X	X	X	X
Athens PD	X	X	X	X	X	X	X	X	X	X	X	X
Bluefield PD	X	X	X	X	X	X	X	X	X	X	X	X
Princeton PD	X	X	X	X	X	X	X	X	X	X	X	X
Matoaka PD	X	X	X	X	X	X	X	X	X	X	X	X
Bramwell PD	X	X	X	X	X	X	X	X	X	X	X	X
Concord Col Security	X	X	X	X	X	X	X	X	X	X	X	X
Bluefield St Security	X	X	X	X	X	X	X	X	X	X	X	X
Mineral County												
Sheriff	X	X	X	X	X	X	X	X	X	X	X	X
State Police	X	X	X	X	X	X	X	X	X	X	X	X
Keyser PD	X	X	X	X	X	X	X	X	X	X	X	X
Piedmont PD	X		X	X	X	X				X	X	X
Ridgeley PD	X	X	X	X	X	X	X	X	X	X	X	X
Elk Garden PD												
Potomac St Security	X	X	X	X	X	X	X	X	X	X	X	X
Mingo County												
Sheriff	X	X	X	X	X	X	X	X	X	X	X	X
State Police	X	X	X	X	X	X	X	X	X	X	X	X
Gilbert PD	X	X	X	X	X	X	X	X	X	X	X	X
Williamson PD	X	X	X	X	X	X	X	X	X	X	X	X
Kermit PD	X	X	X	X	X	X	X	X	X	X	X	X
Delbarton PD	X	X	X	X	X	X						
Matewan PD	X	X	X	X	X	X	X	X	X	X	X	X
Monongalia County												
Sheriff	X	X	X	X	X	X	X	X	X	X	X	X
State Police	X	X	X	X	X	X	X	X	X	X	X	X
Morgantown PD	X	X	X	X	X	X	X	X	X	X	X	X
Star City PD	X	X	X		X	X	X	X	X	X	X	X
Westover PD	X	X	X	X	X	X	X	X	X	X	X	X
Osage PD	X	X	X	X	X	X	X			X	X	X
WVU Security Police	X	X	X	X	X	X	X	X	X	X	X	X
Granville PD	X	X	X	X	X	X	X	X	X	X	X	X
Monroe County												
Sheriff	X	X	X	X	X	X	X	X	X	X	X	X
State Police	X	X	X	X	X	X	X	X	X	X	X	X
Alderson PD	X	X	X	X	X	X	X	X	X	X	X	X
Union PD	X	X	X	X	X	X	X	X				
Peterstown PD	X	X	X	X	X	X	X	X	X	X	X	X
Morgan County												
Sheriff	X	X	X	X	X	X	X	X	X	X	X	X
State Police	X	X	X	X	X	X	X	X	X	X	X	X
Berkeley Springs PD	X	X	X	X	X	X	X	X	X	X	X	X
Paw-Paw PD	X	X	X	X	X	X	X	X	X	X	X	X

WEST VIRGINIA CONTRIBUTOR PARTICIPATION

Jan Thru Dec 1985

Agency	JAN	FEB	MAR	APR	MAY	JUN	JUL	AUG	SEP	OCT	NOV	DEC
Nicholas County												
Sheriff	X	X	X	X	X	X	X	X	X	X	X	X
State Police	X	X	X	X	X	X	X	X	X	X	X	X
Richwood PD	X	X	X	X	X	X	X	X	X	X	X	X
Summersville PD	X	X	X	X	X	X	X	X	X	X	X	X
Ohio County												
Sheriff	X	X	X	X	X	X	X	X	X	X	X	X
State Police	X	X	X	X	X	X	X	X	X	X	X	X
Wheeling PD	X	X	X	X	X	X	X	X	X	X	X	X
Triadelphia PD	X	X	X	X	X	X	X	X	X	X	X	X
Bethlehem PD	X	X	X	X	X	X	X	X	X	X	X	X
West Liberty PD	X	X	X	X	X	X	X	X	X	X	X	X
Valley Grove PD	X	X	X	X	X	X	X	X	X			X
West Liberty St Col	X	X	X	X	X	X	X	X	X	X	X	
Clearview PD	X	X	X	X	X	X	X	X	X			
Pendleton County												
Sheriff	X	X	X	X	X	X	X	X	X	X	X	X
State Police	X	X	X	X	X	X	X	X	X	X	X	X
Franklin PD	X	X	X	X	X	X	X	X	X	X	X	X
Pleasants County												
Sheriff												
State Police	X	X	X	X	X	X	X	X	X	X	X	X
St Marys PD	X	X	X	X	X	X	X	X	X	X	X	X
Pocahontas County												
Sheriff	X	X	X	X	X	X	X	X	X	X	X	X
State Police	X	X	X	X	X	X	X	X	X	X	X	X
Marlinton PD								X	X		X	X
Preston County												
Sheriff	X	X	X	X	X	X	X	X	X	X	X	X
State Police	X	X	X	X	X	X	X	X	X	X	X	X
Kingwood PD	X	X	X	X	X	X	X	X	X	X	X	X
Terra Alta PD	X	X	X	X	X	X	X	X	X	X	X	
Rowlesburg PD	X	X										
Masontown PD	X	X	X	X	X	X	X	X	X	X	X	X
Newburg PD												
Tunnelton PD												
Putnam County												
Sheriff	X	X	X	X	X	X	X	X	X	X	X	X
State Police	X	X	X	X	X	X	X	X	X	X	X	X
Hurricane PD	X	X	X	X	X	X	X	X	X	X	X	X
Eleanor PD	X	X	X	X	X	X	X	X	X	X	X	X
Poca PD												
Bancroft PD	X	X		X	X	X	X	X	X	X	X	X
Raleigh County												
Sheriff	X	X	X	X	X	X	X	X	X	X	X	X
State Police	X	X	X	X	X	X	X	X	X	X	X	X
Beckley PD	X	X	X	X	X	X	X	X	X	X	X	X

WEST VIRGINIA CONTRIBUTOR PARTICIPATION

Jan Thru Dec 1985

Agency	JAN	FEB	MAR	APR	MAY	JUN	JUL	AUG	SEP	OCT	NOV	DEC
Lester PD	X	X	X	X	X	X	X	X	X			
Mabscott PD	X	X	X	X	X	X	X	X	X	X	X	X
Sophia PD	X	X	X	X	X	X	X	X	X	X	X	X
Rhodell PD	X	X										
Randolph County												
Sheriff	X	X	X	X	X	X	X	X	X	X	X	X
State Police	X	X	X	X	X	X	X	X	X	X	X	X
Elkins PD	X	X	X	X	X	X	X	X	X	X	X	X
Mill Creek PD	X	X	X	X	X	X	X	X	X	X	X	
Ritchie County												
Sheriff	X	X	X	X	X	X	X	X	X	X	X	X
State Police	X	X	X	X	X	X	X	X	X	X	X	X
Harrisville PD	X	X	X	X	X	X	X	X	X	X	X	X
Pennsboro PD	X	X	X	X	X	X	X	X	X	X	X	X
Cairo PD												
Roane County												
Sheriff	X	X	X	X	X	X	X	X	X	X	X	X
State Police	X	X	X	X	X	X	X	X	X	X	X	X
Spencer PD	X	X	X	X	X	X	X	X	X	X	X	X
Summers County												
Sheriff	X	X	X	X	X	X	X	X	X	X	X	X
State Police	X	X	X	X	X	X	X	X	X	X	X	X
Hinton PD	X	X	X	X	X	X	X	X	X	X	X	X
Taylor County												
Sheriff	X	X	X	X	X	X	X	X	X	X	X	X
State Police	X	X	X	X	X	X	X	X	X	X	X	X
Grafton PD	X	X	X	X	X	X	X	X	X	X	X	X
Flemington PD	X	X	X	X	X	X	X	X	X	X	X	X
Tucker County												
Sheriff	X	X	X	X	X	X	X	X	X			
State Police	X	X	X	X	X	X	X	X	X	X	X	X
Parsons PD	X	X	X	X	X	X	X	X	X		X	X
Thomas PD												
Davis PD	X	X	X	X	X	X	X	X	X	X		
Hambleton PD												
Tyler County												
Sheriff	X	X	X	X	X	X	X	X	X	X	X	X
State Police	X	X	X	X	X	X	X	X	X	X	X	X
Paden City PD	X	X	X	X	X	X	X	X	X	X	X	X
Sistersville PD	X	X	X	X	X	X	X	X	X	X	X	X
Middlebourne PD	X	X	X	X	X	X	X	X	X	X	X	X
Friendly PD												
Upshur County												
Sheriff	X	X	X	X	X	X	X	X	X	X	X	X
State Police	X	X	X	X	X	X	X	X	X	X	X	X
Buckhannon PD	X	X	X	X	X	X	X	X	X	X	X	X

WEST VIRGINIA CONTRIBUTOR PARTICIPATION

Jan Thru Dec 1985

Agency	JAN	FEB	MAR	APR	MAY	JUN	JUL	AUG	SEP	OCT	NOV	DEC
Wayne County	X	X	X	X	X	X	X	X	X	X	X	X
Sheriff	X	X	X	X	X	X	X	X	X	X	X	X
State Police	X	X	X	X	X	X	X	X	X	X	X	X
Ceredo PD	X	X	X	X	X	X	X	X	X	X	X	X
Kenova PD	X	X	X	X	X	X	X	X	X	X	X	X
Wayne PD	X	X	X	X	X	X	X	X	X	X	X	X
Fort Gay PD	X	X	X	X	X	X	X	X	X	X	X	X
Webster County												
Sheriff	X	X	X	X	X	X	X	X	X	X	X	X
State Police	X	X	X	X	X	X	X	X	X	X	X	X
Webster Springs PD	X	X	X	X	X	X	X	X	X	X	X	X
Cowen PD	X	X	X	X	X	X	X	X	X	X		
Camden-On-Gauley PD	X	X	X	X	X	X	X	X	X		X	X
Wetzel County												
Sheriff	X	X	X	X	X	X	X	X	X	X	X	X
State Police	X	X	X	X	X	X	X	X	X	X	X	X
Hundred PD	X	X	X	X	X	X	X	X	X	X	X	X
New Martinsville PD	X	X	X	X	X	X	X	X	X	X	X	X
Pine Grove PD	X	X	X	X	X	X	X	X	X	X	X	X
Smithfield PD												
Wirt County												
Sheriff	X	X	X	X	X	X	X	X	X	X	X	X
State Police	X	X	X	X	X	X	X	X	X	X	X	X
Elizabeth PD												
Wood County												
Sheriff	X	X	X	X	X	X	X	X	X	X	X	X
State Police	X	X	X	X	X	X	X	X	X	X	X	X
Parkersburg PD	X	X	X	X	X	X	X	X	X	X	X	X
Vienna PD	X	X	X	X	X	X	X	X	X	X	X	X
Williamstown PD	X	X	X	X	X	X	X	X	X	X	X	X
Wyoming County												
Sheriff	X	X	X	X	X	X		X	X	X	X	X
State Police	X	X	X	X	X	X	X	X	X	X	X	X
Mullens PD	X	X	X	X	X	X	X	X	X	X	X	X
Pineville PD	X	X	X	X	X	X	X	X	X	X	X	X

GLOSSARY OF TERMS

- ADULT**—For Uniform Crime Reporting Purposes, a person aged 18 or over.
- AMERICAN INDIAN OR ALASKAN NATIVE**—A person having origins in any of the original peoples of North America, and who maintains cultural identification through tribal affiliation or community recognition.
- ARREST RATE**—The number of arrests reported for Part I and Part II offenses for each unit of population, generally per 1,000.
- ASIAN OR PACIFIC ISLANDER**—A person having origins in any of the original peoples of the Far East, Southeast Asia, the Indian subcontinent, or the Pacific Islands. This area includes: China, India, Japan, Korea, the Philippine Islands, and Samoa.
- BLACK**—A person having origins in any of the black racial groups of Africa, characterized by dark skin pigmentation.
- CLEARANCE**—For Uniform Crime Reporting purposes, the solution to a particular crime, usually by the arrest of the offender.
- CLEARED BY ARREST**—For Uniform Crime Reporting purposes, an offense is cleared when the offender has been identified, sufficient evidence has been obtained to formally charge and the offender has been ordered to appear in court.
- CRIME INDEX**—The sum total of seven major offenses used to measure the extent, fluctuation and distribution of crime in a given geographical area. Classifications are: MURDER, FORCIBLE RAPE, ROBBERY, FELONIOUS ASSAULT, BREAKING AND ENTERING, LARCENY- THEFT, AND MOTOR VEHICLE THEFT. Each of these offenses is referred to as an Index Offense.
- CRIME RATE**—The number of Index Offenses reported for each unit of population, generally per 1,000.
- EXCEPTIONAL CLEARANCE**—For Uniform Crime Reporting purposes, an offense is cleared in this manner when an offender has been identified, located and sufficient evidence to charge has been obtained but there is some reason beyond police control which prohibits the offender from being brought before the court.
- JUVENILE**—For Uniform Crime Reporting purposes, a person under the age of 18.
- HIERARCHY RULE**—For Uniform Crime Reporting purposes, each crime or attempted crime is counted in only one offense category. If several offenses are committed, simply glance down the list of Part I offenses and stop at the first offense you recognize from the facts given; this offense is the correct classification for this criminal activity.
- PART I OFFENSES**—The first of two main categories of crime classes composing a Universal Crime Classification System established for Crime Reporting purposes. Part I Offenses are by their very nature more serious and/or occur most frequently. The monthly tabulation of Part I Offenses provide a count of "Offenses Known".
- PART II OFFENSES**—The second of two main categories of crime classes composing a Universal Crime Classification System established for Crime Reporting purposes. Part II Offenses are generally less serious in nature and/or occur less frequently. Monthly tabulations of Part II offenses are limited to arrest information only.
- PROPERTY CRIME**—Consists of the Index Offenses of Breaking and Entering, Larceny-Theft, and Motor Vehicle Theft.
- VIOLENT CRIME**—Consists of the Index Offenses of Murder, Forcible Rape, Robbery, and Felonious Assault.

Uniform Crime Reporting
725 Jefferson Road
South Charleston, WV 25309



Bulk Rate
U.S. Postage Paid
Charleston, WV
Permit No. 271