



1983



Department of Public Safety
Annual Uniform Crime Report

Compiled By
West Virginia Department of Public Safety
Uniform Crime Reporting Section
725 Jefferson Rd.
South Charleston, West Virginia 25309

John D. Rockefeller IV
Governor

John W. O'Rourke
Superintendent

In Memoriam

West Virginia has the distinction of having the lowest crime rate in the Nation for 10 consecutive years. The entire law enforcement community and the citizens of West Virginia should be appauled for their collectively and cooperative efforts that have made this distinction a reality. This edition of CRIME IN WEST VIRGINIA for 1983 is dedicated to the many police officers throughout the State and specifically to those officers and volunteers who paid the supreme sacrifice for the well being of all West Virginians. The following is a list of the police officers who have been killed in West Virginia since 1972.

1972	Chief M. R. Lucas Constable Crockett Booth	Clay SP McDowell CO	Aug 4 Aug 21
1973	---NONE---		
1974	---NONE---		
1975	Dep. Jesse J. Blevins, Jr. Sgt. David Lilly Dep. Roger Lee Treadway	Monroe SO Beckley PD Fayette SO	Feb 21 May 12 Oct 15
1976	Sheriff Elvin (Pete) Wedge Dep. Kenneth W. Love Dep. Ernest Hesson Sheriff Park Richards	Mason SO Mason SO Mason SO Calhoun SO	Mar 3 Mar 3 Mar 3 Nov 18
1977	Tpr. Thomas D. Hercules Tpr. Charles H. Johnson Dep. George Maynard Tpr. Bruce Brown	Berkeley Springs SP Berkeley Springs SP McDowell SO Parsons SP	Jan 12 Jan 12 Sep 3 Oct 14
1978	Conservation Off. Wesley Frame	Monroe DNR	Nov 10
1979	Tpr. Phillip Kesner	Moundsville SP	Nov 7
1980	---NONE---		
1981	Lt. Delbert Roush, Sr. PtIm. Eddie Ray Duncan Officer Paul Jeffrey Harmon *Sheriff Vincent Zummo	Charleston PD Charleston PD Huntington PD Braxton SO	Jun 26 Jun 26 Dec 14 Sep 11
1982	Captain George Myers *Cpl. Carlon (Bill) Stone	Kenova PD Medivac	May 15 Dec 16
1983	---NONE---		

*Killed in helicopter crash.

May we always remember.



Department of Public Safety
(West Virginia State Police)
South Charleston, West Virginia 25309

John D. Rockefeller IV
Governor

Executive Office

August 1, 1984

Colonel John W. O'Rourke
Superintendent

The Honorable John D. Rockefeller IV
Governor of West Virginia
State Capitol Building
Charleston, West Virginia 25305

Dear Governor Rockefeller:

I am pleased to submit the twelfth annual report on crime in West Virginia. This report is constructed and delivered in accordance with Chapter 15, Article 2, Section 24 of the Code of West Virginia. The information is based on statistics submitted by law enforcement agencies within West Virginia for the year of 1983 on a monthly basis.

The purpose of this report is to provide reliable data of a comprehensive nature to the criminal justice community. It is the intent of the legislation and our hope that both the graphic and statistical representations of crime factors will be an aid to law enforcement personnel in planning crime prevention activities throughout the entire State of West Virginia.

In accordance with your directive, Governor, I am dedicating this report to all law enforcement officers and other public officials who have participated in and assisted the Uniform Crime Reporting Program in West Virginia. Without the meaningful input and interest of the law enforcement community in West Virginia, this report would not have been possible.

Sincerely yours,

A handwritten signature in cursive script, reading "John W. O'Rourke".

COLONEL JOHN W. O'ROURKE
SUPERINTENDENT

JWO'R:pmc

West Virginia Department of Public Safety


Colonel John W. O'Rourke
Superintendent

Lt. Col. H. C. Beverley
Deputy Superintendent

Lt. Col. W. F. Donohoe
Chief of Staff

Major R. H. Miller
Chief of Field Services

Lt. L. C. Yost, Jr.
Communications Officer



DATA PROCESSING

Shirley Schneider
Director of Data Processing

U.C.R.

Sandie Chaney
UCR Analyst



TABLE OF CONTENTS

Letter of Transmittal	i
West Virginia Department of Public Safety - UCR Unit Members	iii
Introduction	1
Classification of Offenses	4
Profile-State of West Virginia	10
Crime Factors	11
Crime Index	12
Annual Report Synopsis	16
West Virginia Offense Data	18
Crime Index Offenses	19
Criminal Homicide-Murder	25
Forcible Rape	29
Robbery	31
Felonious Assault	34
Breaking and Entering	36
Larceny Theft	39
Motor Vehicle Theft	42
West Virginia Arrest Data	45
Violent Crime	46
Property Crime	47
Narcotic Drug Law Arrests	47
Gambling Arrests	47
Juvenile Disposition Data	47
Law Enforcement Employee Data	54
Police Employee Data	55
Law Enforcement Officers Killed and Assaulted	56
State, County, Municipal, and DNR Offense Data	59
Crime Index Report	61
State, County and Municipal Arrest Data	
(Part I Offenses)	111
(Part II Offenses)	151
Department of Natural Resources Arrest Data	193
Arson	206
Domestic Violence	209
Contributor Participation Report	218
Glossary of Terms	227

LIST OF TABLES AND CHARTS

Crime Index by Month	20
Violent Crime Offenses by Month.....	21
Non-Violent Property Offenses by Month	22
Value of Property Stolen by Type of Offense	23
West Virginia Crime Index-Five Year Recapitulation	24
Murders by Month	26
Murders by and Type of Weapon/Circumstance	27
Murder Victims-Age, Sex, Race, and Ethnic Origin	28
Forcible Rape by Month	30
Robbery by Type of Weapon	31
Robbery by Month.....	32
Robbery-Value of Property Stolen	33
Felonious Assault by Type of Weapon	34
Felonious Assaults by Month	35
Breaking and Entering by Type of Entry	36
Breaking and Entering by Month	37
Breaking and Entering-Value of Property Stolen.....	38
Larceny-Theft by Month	40
Larceny-Theft-Value of Property Stolen	41
Motor Vehicle Theft by Type of Motor Vehicle.....	42
Motor Vehicle Theft by Month.....	43
Part I and II Arrests by Month	48
Total Arrests	49
Total Arrests by Race and Ethnic Origin	50
Total Arrests by Sex	51
Total Arrests by Age	52-53
Law Enforcement Employee Data.....	56
Police Officers Assaulted Summary.....	57
Analysis of Assaults on Law Enforcement Officers.....	58
Crime Index Report.....	62-109
Part I Arrests	112-150
Part II Arrests	152-191
DNR Arrests - District 1	194-195
DNR Arrests - District 2	196-197
DNR Arrests - District 3	198-199
DNR Arrests - District 4	200-201
DNR Arrests - District 5	202-203
DNR Arrests - District 6	204-205
Arson Volume and Value of Property Damaged.....	208
Domestic Violence - Referrals of Suspected Child Abuse and Neglect	212
Domestic Violence - Activity by Agency.....	213
Domestic Violence - Submitting Agencies with Zero Activity	216-217
Contributor Participation Report.....	219-225
Map of West Virginia.....	226



INTRODUCTION

The West Virginia Uniform Crime Reporting (UCR) Program is a statewide uniform method of collecting crime statistical data, under the direction of the Uniform Crime Reporting Division, West Virginia Department of Public Safety. Its purpose is two-fold:

1. To provide a consolidated annual report concerning crime in West Virginia, and
2. To report state-wide crime statistics from a single agency to the Federal Bureau of Investigation

National Uniform Crime Reporting Program

The counterpart of all state-wide UCR programs is the National UCR Program under the direction of the Federal Bureau of Investigation. This National program was the result of a need for nation-wide uniform compilation of law enforcement statistics. Uniform Crime Reports were first collected in 1930 after being developed by a committee of the International Association of Chiefs of Police. Today the IACP continues to serve in an advisory capacity to the FBI in its operation of the UCR program.

In the last several years the FBI has been actively assisting individual states in the development of state-wide programs for the collection of law enforcement statistics. Although individual UCR programs may vary from state to state, all state programs must be compatible with the National UCR Program. Presently there are 40 operational state-level UCR Programs. Crime statistics submitted by individual law enforcement agencies from all fifty (50) states, whether reported through state-level UCR programs or directly to the FBI, are presented annually in the FBI's Uniform Crime Reports publication, **Crime in the United States**.

West Virginia Uniform Crime Reporting Program

Taking advantage of the invaluable assistance provided, West Virginia developed its own state-wide program for collection of law enforcement statistics.

Purpose and Objectives

The fundamental objectives of the West Virginia UCR Program are:

1. Inform the Governor, Legislature, other government officials, and the public as to the nature of the crime problem in West Virginia - its magnitude and its trends.
2. Provide the FBI with complete UCR data to be included in the National crime reports.
3. Provide law enforcement administrators with the best possible data available to help combat individual problem areas.
4. Determine who commits crimes by age, sex, race and ethnic origin and by other attributes in order to find the proper focus for crime prevention and enforcement.
5. Provide base data and statistics to measure the workload and effectiveness of West Virginia's Criminal Justice System, to measure the effect of prevention and deterrence programs, and to assist in the assessment of social and other causes of crime for the development of theories on criminal behavior.

Development

The West Virginia Legislature in the Criminal Identification Bureau Act of 1971 established the Uniform Crime Reporting Statute.

Criminal Identification Bureau Act of 1971 Chapter 15, Article 2, Section 24, Sub-Section i

(i) All state, county and municipal law enforcement agencies shall submit to the bureau uniform crime reports setting forth their activities in connection with law enforcement. It shall be the duty of the bureau to adopt and promulgate rules and regulations prescribing the forms, general content, time and manner of submission of such Uniform Crime Reports. Willful or repeated failure by any state, county or municipal law enforcement official to submit the Uniform Crime reports as required in this article shall constitute neglect of duty in public office. The Bureau shall correlate the reports submitted to it and shall compile and submit to the governor and the legislature semi-annual reports based on such reports. A copy of such reports shall be furnished to all prosecuting attorneys and law enforcement agencies.

The responsibility and authority for collection and dissemination of UCR data was given to the West Virginia Department of Public Safety (State Police). This program became operational January 1, 1972.

Reporting Procedure

Under the West Virginia UCR Statute, law enforcement agencies are required to submit specified Uniform Crime Reports. The necessary information for each of the required reports is gathered from each agency's record of complaints, investigations and arrests. Offenses are recorded by the municipality and county in which they occur. Municipal law enforcement agencies report those crimes which occur within the cities, county sheriff's departments and state police report those crimes which occur within the counties but outside of the cities.

Uniform crime reports are submitted on a monthly basis. Law enforcement agencies report the number of offenses known to them in the following Part I crime categories:

- (1) Criminal Homicide
- (2) Forcible Rape
- (3) Robbery
- (4) Felonious Assault
- (5) Breaking and Entering
- (6) Larceny
- (7) Motor Vehicle Theft

Arson became the eighth crime index offense in 1980, however, these statistics are collected in a supplemental form and are shown separately.

In addition, law enforcement agencies report on a monthly basis supplemental offense information such as the value of property stolen and recovered, the circumstances surrounding homicides and rapes, the age, sex, race and ethnic origin of all persons arrested, and police disposition of juveniles. Police employee data is collected on an annual basis. Information on Domestic Violence is collected on a monthly basis in accordance with House Bill 802. Summary information on Domestic Violence is included in this year's addition of **Crime in West Virginia**.

Verification Process

An obvious concern in the collection of crime statistics from law enforcement agencies throughout the state is the uniformity and accuracy of data received. All law enforcement agencies are furnished with the Uniform Crime Reporting Handbook which outlines in detail the proper procedures for scoring and classifying offenses. However, program aides such as guides and instructions do not necessarily guarantee the accuracy and correctness of the reports submitted by the agencies. Additional controls therefore are necessary.

Each report received by the UCR Section is recorded, examined and verified for mathematical accuracy and possibly more important for reasonableness. The elimination of duplication of reporting by agencies receives particular attention. Checks are built into the data processing of the reports to further ensure their validity and accuracy. The UCR Program, however, is still affected to some degree by problems such as incorrect reports, incomplete records, misinterpreted data and human error, as are all statistical programs. In addition, it should be pointed out that there is no way of determining the actual total number of crimes which are committed. Many criminal acts occur which are not reported to official sources. It is for this reason the Uniform Crime Reporting Program focuses its attention on the offenses which are reported to law enforcement agencies.

In spite of these and other shortcomings, the Uniform Crime Reporting Program still provides the best information available concerning crime in West Virginia.

Population Data

The computation of crime rates as they appear in this report by municipality, county and state is based on 1983 population data provided by the Federal Bureau of Investigation through the cooperation and assistance of the United States Bureau of Census.

CLASSIFICATION OF OFFENSES

Uniformity in reporting under the West Virginia System is based upon the proper classification of offenses by police.

The adoption of the Federal System of Uniform Crime Reporting included the utilization of the offense classifications of that system. Law enforcement in this state has made accurate application of those classifications in the reports submitted to the West Virginia Uniform Crime Reporting System.

In view of the need for compatibility with the federal system "offenses" under the program are not distinguished by designation of "high misdemeanors," "misdemeanors," or violations of municipal ordinances. The explanations of offense classifications may vary slightly with those employed at the federal level because the language used is that familiar to law enforcement in this state. However, the major categories of offense classification remain the same as those employed on the national level.

Part I Offenses

Offense data consists of information that has been extracted from reports of Part I crimes that have come to the attention of West Virginia law enforcement agencies. In general, Part I crimes are those serious crimes that are usually reported to law enforcement agencies. They consist of the following offenses:

Offense Classifications

(1) Homicide

1a. Murder and Non-Negligent Manslaughter—The unlawful killing of a human being with malice aforethought.

General Rule—Any death due to a fight, argument, quarrel, assaults or commission of a crime.

1b. Manslaughter by Negligence—The unlawful killing of a human being, by another, without malice aforethought.

General Rule—The killing may result from the commission of an unlawful act or from a lawful act performed with gross negligence. Traffic deaths may be classified as such when due to gross negligence of someone rather than the victim.

(2) Forcible Rape

2a. Rape by Force—The carnal knowledge of a female forcibly against her will.

General Rule—Forcible rape of a female but excluding carnal abuse (Statutory Rape) or other sex offenses.

2b. Assault to Rape-Attempts—All assaults and attempts to rape.

(3) Robbery—The felonious and forcible taking of the property of another, against his will, by violence or by putting him in fear. Includes all attempts.

3a. Gun—All robberies and attempted robberies involving the use of any type fire-arms (revolvers, automatic pistols, shotguns, zip guns, rifles, pellet guns, etc.)

3b. Knife or Cutting Instrument—All robberies and attempted robberies involving the use of cutting or stabbing objects (knife, razor, hatchet, axe, cleaver, scissors, glass, broken bottle, dagger, ice pick, etc.)

3c. Other Dangerous Weapons—All robberies or attempted robberies when any other object or thing is used as a weapon. (This includes clubs, bricks, jack handles, bottles, explosives, acid, etc.)

3d. Strong Arm-Hands, Fists, Feet, Etc.—All Robberies which includes muggings and similar offenses where no weapon is used, but strong arm tactics are employed to deprive the victim of his property. This is limited to hands, arms, fists, feet, etc. As in armed robbery, include all attempts.

- (4) **Assaults**—An assault is an attempt or offer, with unlawful force or violence, to do physical injury to another.

General Rule—All assaults will be classified in the following categories, excluding assaults with intent to rob or rape.

4a. Gun—All assaults and attempted assaults involving the use of any type of firearms. (Revolvers, automatic pistols, shotguns, zip guns, pellet guns, etc.)

4b. Knife or Cutting Instrument—All assaults and attempted assaults, involving the use of cutting or stabbing objects (knife, razor, hatchet, axe, cleaver, scissors, glass, broken bottle, dagger, ice pick, etc.).

4c. Other Dangerous Weapon—All assaults or attempted assaults when any other object or thing is used as a weapon. (Clubs, bricks, pick handles, bottles, acid, explosives, lye, poison, scalding water and cases of attempted drowning, burning, etc.).

4d. Hands, Fists, Feet, Etc.-Felonious—Assaults which are of a felonious nature when hands, fists, feet, etc., are used. To be classified as felonious assault, the attack must result in serious personal injury.

4e. Other Assaults-Not Felonious—All offenses of simple assault and assault and battery.

- (5) **Breaking and Entering**—Unlawful entry or attempted forcible entry of any structure to commit a felony or larceny.

General Rule—Any unlawful entry or attempted forcible entry of any dwelling house, attached structure, public building, shop, office, factory, storehouse, apartment, house trailer, warehouse, mill, barn, other building, houseboat, or railroad car.

NOTE: For Uniform Crime Reporting purposes, breaking and entering and larceny are classified only as breaking and entering, the larceny is excluded. Breaking and Entering of a motor vehicle is classified as larceny.

5a. Forcible Entry—All offenses where force of any kind is used to enter unlawfully a locked structure, with intent to steal or commit a felony. This includes entry by use of a master key, celluloid, or other device that leaves no outward mark but is used to open a lock. Concealment inside a building, followed by the breaking out of the structure is also included.

5b. Unlawful Entry-No Force—Any unlawful entry without any evidence of forcible entry.

5c. Attempted Forcible Entry—When determined that forcible entry has been attempted.

- (6) **Larceny Theft (Except Auto Theft)**—The unlawful taking of the property of another with intent to deprive him of ownership.

General Rule—All larcenies and thefts resulting from pocket-picking, purse snatching, shoplifting, larceny from auto, larcenies of auto parts and accessories, theft of bicycles, larcenies from buildings, and from coin operated machines. Any theft that is not a robbery or the result of breaking and entering is included. Embezzlement, larceny by bailee, fraud or bad check cases are excluded.

- (7) **Motor Vehicle Theft**—The larceny or attempted larceny of a motor vehicle.

General Rule—Thefts and attempted thefts of a motor vehicle. This includes all vehicles which can be registered as a motor vehicle in this state. Excludes where there is a lawful access to the vehicle, such as a family situation or unauthorized use by others with lawful access to the vehicle. (Chauffeur, employees, etc.).

- (8) **Arson**—Include all arrests for violation of State Laws and Municipal Ordinances relating to arson and attempted arson.

General Rule: Any willful or malicious burning or attempt to burn, with or without intent to defraud, a dwelling house, public building, motor vehicle or aircraft, personal property of another, etc. Only fires determined through investigation to have been willfully or maliciously set are to be classified as arsons. Attempts to burn should be included, but fires of suspicious or unknown origins should not be reported.

The hierarchy rule will not apply to the offense of Arson. Any other Crime Index Offense occurring in conjunction with an arson will be reported.

Part II Offenses

Part II Offenses are made up of all other crimes not classified as Part I crimes. Information on Part II offenses is only reported when an arrest has been made. Part II crimes for UCR purposes are as follows:

- (9) **Other Assaults**—This class is comprised of all assaults and attempted assaults which are simple or minor in nature. These "Other Assaults" are also scored on Return A under item 4e as an Offense Known to Police. However, for the purpose of this return, arrests for this offense are scored in this class.

- (10) **Forgery and Counterfeiting**—In this class all offenses dealing with the making, altering, uttering or possessing, with intent to defraud, anything false in the semblance of that which is true.

Include: Altering or forging public or other records. Making, altering, forging, or counterfeiting bills, notes, drafts, tickets, checks, credit cards, etc.

Counterfeiting coins, plates, bank notes, checks, etc.

Possessing or uttering forged or counterfeiting instruments.

Signing the name of another or fictitious person with intent to defraud.

All attempts to commit any of the above.

- (11) **Fraud**—Fraudulent conversion and obtaining money or property by false pretense. **Includes bad checks, confidence games, etc.**, except forgeries and counterfeiting.
- (12) **Embezzlement**—Misappropriation or misapplication of money or property entrusted to one's care, custody or control.
- (13) **Stolen Property: Buying, Receiving, Possessing**—Include in this class all offenses of buying, receiving, and possession of stolen property, as well as all attempts to commit any of these offenses.
- (14) **Vandalism**—Include in this class all willful or malicious destruction, injury, disfigurement or defacement of any public or private property, real or personal, without consent of the owner or person having custody or control, by cutting, tearing, breaking, marking, painting, drawing, covering with filth, or any other such means as may be specified by law or ordinance. This offense covers a wide range of malicious behavior directed at property.
- (15) **Weapons: Carrying, Possessing, Etc.**
This class deals with violations of weapons laws such as:
Manufacture, sale or possession of deadly weapons.
Carrying deadly weapons.
Furnishing deadly weapons to minors.
Aliens possessing deadly weapons. All attempts to commit the above.
- (16) **Prostitution and Commercialized Vice**—Include in this class the sex offenses of a commercialized nature, such as:
Prostitution
Keeping bawdy house, disorderly house, or house of ill repute.
Pandering, procuring, transporting or detaining women for immoral purposes, etc.
All attempts to commit any of the above.
- (17) **Sex Offenses**—Except forcible rape, prostitution and commercialized vice. Include offenses against chastity, common decency, morals, and the like.
Adultery and fornication
Buggery
Incest - (No Force)
Indecent Exposure
Sodomy
Statutory Rape-(No Force)
All attempts to commit any of the above.

- (18) **Narcotic Drug Laws**—Narcotic drug law arrests are requested on the basis of the narcotics used. Include all arrests for violations of State and Local Ordinances, specifically those relating to the unlawful possession, sale, use, growing, manufacturing and making of narcotic drugs. Make the following subdivisions of narcotic drug law arrests.
- Opium or cocaine and their derivatives
 - Morphine, heroin, codeine
 - Marijuana
 - Synthetic narcotics, manufactured narcotics which can cause true drug addiction.
 - Demerol, methadones
 - Dangerous non-narcotic drugs
 - Barbiturates, benzedrine
- (19) **Gambling**—All charges which relate to promoting, permitting or engaging in gambling. To provide a more refined collection of gambling arrests, the following breakdown should be furnished:
- Bookmaking (Horse and sport books)
 - Numbers and lottery
 - All other
- (20) **Offenses Against the Family and Children**—Included here are all charges of non- support and neglect or abuse of family and children.
- Desertion, abandonment, or non-support
 - Neglect or abuse of child
 - Non-payment of alimony
- (21) **Driving Under the Influence**—This class is limited to the driving or operating of any vehicle while drunk or under the influence of liquor or narcotic drugs.
- (22) **Liquor Laws**—With the exception of “Drunkenness” (Class 23) and “Driving Under the Influence” (Class 21), liquor law violations, State or Local, are placed in this class. Do not include Federal violations. Include: Manufacturing, sale, transporting, furnishing, possession, etc.
- Maintaining unlawful drinking places
 - Bootlegging
 - Operating still
 - Furnishing liquor to a minor
 - Using vehicle for illegal transportation of liquor
- (23) **Drunkenness**—Included in this class are all offenses of drunkenness or intoxication, with the exception of “Driving Under the Influence” (Class 21).
- Drunk and disorderly
 - Public intoxication

- (24) **Disorderly Conduct**—In this class, all disorderly persons arrested except those counted in classes 1 through 23 and class 25 are included.
- (25) **Vagrancy**—Place in this class arrests for disorderly persons when the person is arrested for failure to give good account of himself.
- (26) **All Other Offenses**—Include in this class every other State or Local offense not included in classes 1 through 25.

Abduction and compelling to marry

Abortion (Death resulting from abortion is homicide)

Bastardy and concealing death of a bastard

Bigamy and polygamy

Blackmail and extortion

Bribery

Contempt of Court

Discrimination, unfair competition

Kidnapping

Offenses contributing to juvenile delinquency except as provided for in classes 1 through 29, such as employment of children in immoral vocations or practices, admitting minors to improper places, etc.

Perjury and subornation of perjury

Possession, repair, manufacture, etc., of burglar's tools

Possession or sale of obscene literature

Unlawful use, possession, etc., of explosives, etc.

- (27) **Suspicion**—Not Reported in West Virginia.
- (28) **Curfew and Loitering Laws (Juveniles)**—Count all arrests made for violations of local curfew or loitering ordinances.
- (29) **Runaway (Juvenile)**—Count arrests made by other jurisdictions of runaways from your jurisdiction. Do not include protective custody actions with respect to runaways you take for other jurisdictions. Count only your own local cases.

PROFILE STATE OF WEST VIRGINIA

West Virginia, truly deserving of its nickname "Mountain State" possesses an abundance of resources — natural, educational and recreational — for its citizens and for visitors to this fine state.

Bordered by the states of Pennsylvania, Maryland, Ohio, Kentucky and Virginia, West Virginia is located between the large population centers of the East and Midwest. Four principal Metropolitan market areas — New York, Chicago, Philadelphia and Detroit — are within a 500 mile radius of the state.

Comprised of 55 counties, with a population in 1983 of 1,965,000 and a density of 81.0 persons per square mile, West Virginia is primarily a rural state. Known best as one of the major coal producing states, West Virginia continues to move to the forefront in terms of energy production, research, and development. In addition to an increased emphasis on coal, natural gas liquids and petroleum continue to be important mineral resources. And in the Ohio and Kanawha River Valleys the chemical industry has become a major economic force in the state. Add to these other resources such as metals and high quality timber from our vast woodlands, and it becomes obvious that West Virginia's economy is quite diverse.

Two areas of improvement West Virginians are quite proud of are in education and in recreation. Advancements in education include the addition of three medical schools, plans for a second law school, a greatly expanded statewide College of Graduate Studies, as well as many new elementary, secondary, vocational and technical schools throughout the state.

In the area of recreation, West Virginia is a state with an exceptional outdoor recreation base. Its varied topography, climate and resources give it the potential of being a year-round recreation land serving the people of the Eastern United States. With its fine fishing streams, picturesque mountains and abundant forest areas, West Virginia's state parks and forests continue to attract visitors in ever-growing numbers.

This profile is presented to help the reader gain a better understanding of the state of West Virginia.

CRIME FACTORS

Statistics gathered under the Uniform Crime Reporting Program are submitted by the law enforcement agencies of West Virginia and project a state-wide view of crime. Awareness of the presence of certain crime factors, which may influence the resulting volume and type of statistics presented, is necessary if fair and equitable conclusions are to be drawn. These crime-influencing factors are present, to some degree, in every community and their presence affects, in varying degrees, the crime experience of that community. Attempts at comparison of crime figures between communities should not be made without first considering the individual factors present in each community.

Crime, as an outgrowth of society, remains a social problem of grave concern and the police are limited in their role to its suppression and detection. As stated by the President's Commission on Law Enforcement and Administration of Criminal Justice in their report "The Challenge of Crime In A Free Society" (1967-Page 92):

"But the fact that the police deal daily with crime does not mean that they have unlimited power to prevent it, or reduce it, or deter it. The police did not create and cannot resolve the social conditions that stimulate crime. They did not start and cannot stop the convulsive social changes that are taking place in America. They do not enact the laws that they are required to enforce, nor do they dispose of the criminals they arrest. The police are only one part of the criminal justice system; the criminal justice system is only one part of the government; and the government is only one part of society. Insofar as crime is a social phenomenon, crime prevention is the responsibility of every part of society. The criminal process is limited to case by case operations, one criminal or one crime at a time."

Set forth below are some of the conditions which will, by type and volume, affect the crime that occurs from place to place:

Density and size of the community population and the metropolitan area of which it is a part.

Composition of the population with reference particularly to age, sex, race and ethnic origin.

Economic status of the population.

Relative stability of the population, including commuters, seasonal, and other transient types.

Climate, including seasonal weather conditions.

Educational, recreational, and religious characteristics.

Standards governing appointments to the police force.

Policies of the prosecuting officials and the courts.

Attitude of the public toward law enforcement problems.

The Administrative and investigative efficiency of the local law enforcement agency, including the degree of adherence to crime reporting standards.

CRIME INDEX

The tabulations presented in the tables, graphs, and charts in this publication indicate the volume and distribution of crime in West Virginia on the basis of a Crime Index. The crime figures are broken down by municipal, county and state totals.

The Uniform Crime Reporting Program utilizes seven crime classifications to establish an index to measure the trend and distribution of crime in the United States. These crimes—Murder, Forcible Rape, Robbery, Felonious Assault, Breaking & Entering, Larceny Theft and Motor Vehicle Theft—are counted by law enforcement agencies as the crimes become known to them. These crimes were selected for use in the Crime Index because, as a group, they represent the most common local crime problem. They are all serious crimes, either by their very nature or due to the volume in which they occur. Offenses of Murder, Forcible Rape, Robbery, and Felonious Assault are categorized as Violent Crimes. Offenses of Breaking & Entering, Larceny-Theft and Motor Vehicle Theft are classed as Non-Violent Crimes.

The Uniform Crime Reporting Program is based upon a policy of counting only the most serious offense in situations where multiple offenses have occurred. This rule is known as the Hierarchy Rule and applies only to crime reporting. With the addition of Arson as a Part I crime in 1979, however, it was recognized that Arson normally occurs with other Part I crimes and that important information could be lost by using the Hierarchy Rule as a guide. Therefore, Arson is reported regardless of the crime being committed in conjunction with another Part I offense. Due to complications in absorbing Arson data into the present UCR computer system and due to the newness of statistical data collected, **Arson data is not included in any reference to the Crime Index but is instead reported separately in another section of this report.**

The crime counts set forth in this publications are for actual offenses established by police investigation. In 1983, 46,414 Crime Index Offenses were known to police.

Calculation of Rates and Percentages

Monthly and annual Uniform Crime Reports currently received from 360 municipal, county and state law enforcement agencies in West Virginia represent 100 percent of the estimated West Virginia population.

The West Virginia State Police maintain at least one detachment in each of the 55 counties throughout the state. Each detachment is mainly responsible for law enforcement in the rural areas of the respective county. Therefore, there are two law enforcement agencies (state police and sheriff's department) in each county which serve the same area and essentially the same population. Because of this fact, to attempt to compute a crime rate for each of the agencies would be unreasonable. The problem was resolved by combining activity reported by both agencies into one category hereafter referred to in this report as "rural county". However, the number of offenses and the percent of offenses cleared is listed separately for each agency.

This report provides police executives with a yardstick with which to measure local crime problems. To use this report as an administrative tool, data must be converted into rates and percentages. Simple formulas for this purpose are presented below.

Crime Rates

The most used of all crime statistics is the Crime Index Rate, which refers to the number of Crime Index offenses per 100,000 inhabitants. It can be calculated by either of two procedures.

One procedure is to divide the number of Crime Index Offenses by the population, and to multiply the result by 100,000.

EXAMPLE:

$$\frac{1,980 \text{ Robberies}}{500,000 \text{ Population}} = .003960 \times 100,000 = 396.0$$

**Crime Rate
Robberies
per 100,000
persons**

Another procedure is called the reciprocal method. It can be used to calculate crime rates for a number of different offense classifications. The **reciprocal** is determined by dividing 100,000 by the population. The reciprocal can then be multiplied by the number of offenses for each crime to determine the rate per 100,000.

EXAMPLE:

$$\frac{100,000}{500,000 \text{ population}} = \text{Reciprocal } .200000 \times \text{Number of Robberies } 1,980 = 396.0 \text{ Robberies per } 100,000 \text{ persons}$$

All Crime Rates which were calculated for the total number of offenses committed in the State were based on the number of offenses per 100,000 persons.

However, due to the fact that no city within the State has a population over 100,000, calculations for each individual contributing agency were based on the number of offenses per 1,000 persons.

Clearance Rates

For Uniform Crime Reporting purposes, a Crime Index Offense is cleared when a law enforcement agency has identified the offender, there is enough evidence to charge him and he is actually taken into custody. The arrest of one person can clear several crimes or several persons may be arrested in the process of clearing one crime.

Crime solutions are also recorded in exceptional circumstances when some element beyond law enforcement control precludes formal charges against the offender. An offense may be exceptionally cleared when it falls into one of the following categories:

1. The offender commits suicide.
2. A double murder occurs (two persons kill each other).
3. The offender dies after making a confession (dying declaration).
4. The offender is killed by a law enforcement officer.
5. The offender confesses to committing the crime while already in custody for another crime or serving a sentence.
6. The offender is prosecuted in another city for a different crime by federal, state or local authorities, or for the same offense, and the other jurisdiction refuses to release the offender.
7. Another jurisdiction refuses to extradite the offender.

8. The victim of a crime refuses to cooperate in the prosecution.
9. The offender is prosecuted for a less serious charge than the one for which he was arrested.
10. The offender is a juvenile who is handled by a verbal or written notice to the parents in instances involving minor offenses such as petit larceny.

For the year of 1983, 24.0 percent of all Index Crimes were cleared as compared to 24.9 percent cleared during 1982. The percentage of Violent Crimes cleared was 68.3 percent in 1983 and 64.4 percent in 1982, while the clearance rate for Property Crimes was 20.6 percent in 1983 and 21.9 percent in 1982.

**CRIME IN WEST VIRGINIA
ANNUAL REPORT SYNOPSIS**

1983

POPULATION:

TOTAL	1,965,000
RURAL	1,188,136
MUNICIPAL	776,864

LAW ENFORCEMENT EMPLOYEES:

TOTAL	3,630
SWORN OFFICERS	2,756
CIVILIANS	874

INDEX CRIME VOLUME:

TOTAL	46,414
VIOLENT	3,324
MURDER	94
FORCIBLE RAPE	259
ROBBERY	858
FELONIOUS ASSAULT	2,113
NON-VIOLENT	43,090
BREAKING AND ENTERING	13,160
LARCENY-THEFT	26,427
MOTOR VEHICLE THEFT	3,503

INDEX CRIME TIME FREQUENCIES:

TOTAL	1 EVERY 11.3 MINUTES
VIOLENT	1 EVERY 2.6 HOURS
MURDER	1 EVERY 3.9 DAYS
FORCIBLE RAPE	1 EVERY 1.4 DAYS
ROBBERY	1 EVERY 10.2 HOURS
FELONIOUS ASSAULT	1 EVERY 4.1 HOURS
NON-VIOLENT	1 EVERY 12.2 MINUTES
BREAKING AND ENTERING	1 EVERY 39.9 MINUTES
LARCENY-THEFT	1 EVERY 19.9 MINUTES
MOTOR VEHICLE THEFT	1 EVERY 2.5 HOURS

INDEX CRIME RATE PER 100,000 RESIDENTS:

TOTAL	2,362.0
VIOLENT	169.2
MURDER	4.8
FORCIBLE RAPE	13.2
ROBBERY	43.7
FELONIOUS ASSAULT	107.5

NON-VIOLENT	2,192.9
BREAKING AND ENTERING	669.7
LARCENY-THEFT	1,344.9
MOTOR VEHICLE THEFT	178.3

INDEX CRIME CLEARANCES (RATES):

TOTAL	11,131 (24.0%)
VIOLENT	2,269 (68.3%)
MURDER	91 (96.8%)
FORCIBLE RAPE	185 (71.4%)
ROBBERY	291 (33.9%)
FELONIOUS ASSAULT	1,702 (80.5%)
NON-VIOLENT	8,862 (20.6%)
BREAKING AND ENTERING	2,529 (19.2%)
LARCENY-THEFT	5,490 (20.7%)
MOTOR VEHICLE THEFT	843 (24.1%)

INDEX CRIME ARRESTS:

TOTAL	11,158
VIOLENT	1,710
MURDER	111
FORCIBLE RAPE	157
ROBBERY	351
FELONIOUS ASSAULT	1,091
NON-VIOLENT	9,448
BREAKING AND ENTERING	2,795
LARCENY-THEFT	6,005
MOTOR VEHICLE THEFT	648

VALUE OF PROPERTY STOLEN:

TOTAL STOLEN	\$33,045,087
TOTAL RECOVERED	\$11,861,128 (35.8%)

LAW ENFORCEMENT OFFICERS:

KILLED	0
ASSAULTED	265
(WITH PERSONAL INJURY)	50 (18.9%)

ARSON OFFENSES (VALUE OF PROPERTY DAMAGED):

TOTAL	533	\$ 5,448,583
STRUCTURAL	358	\$ 4,909,678
MOBILE	145	\$ 536,800
OTHER	30	\$ 2,105

THIS SYNOPSIS OF CRIME IN WEST VIRGINIA FOR 1983 PRESENTS SIGNIFICANT INFORMATION FOR THE YEAR TO PROVIDE READY REFERENCE TO PERSONS NOT PARTICULARLY INTERESTED IN OR IN NEED OF DETAILED STATISTICS OR COMPARISONS.

WEST VIRGINIA OFFENSE DATA

CRIME INDEX OFFENSES 1983

The crimes in this group are all serious, either by their very nature or because of the frequency with which they occur, and present a common enforcement problem to all police.

A total of 46,414 Crime Index Offenses were reported for 1983.

August recorded the highest number of Crime Index Offenses with 4,363.

There were 2,362.0 Crime Index Offenses per 100,000 population in West Virginia.

The total dollar value of property stolen during commission of Crime Index Offenses was \$33,045,087, of which \$11,861,128 was recovered.

A total of 11,131 Crime Index Offenses were cleared by arrest or exceptional clearance, a clearance rate of 24.0 percent. Adults were involved in 9,312 of the clearances.

There were 11,172 persons arrested for Crime Index Offenses; 9,271 of those arrested were males, 2,323 were under 18, and 9,827 were white.

Crime Index Offenses can be further categorized as a Violent Crime (Murder, Forcible Rape, Robbery, and Felonious Assault) or Non-Violent (or Property) Crime (Breaking and Entering, Larceny-Theft, and Motor Vehicle Theft). Arson is a Property Crime, but is analyzed separately.

Violent Crimes involve the element of personal confrontation between the perpetrator and the victim and are considered more serious than Property (or Non-Violent) Crimes.

A total of 3,324 Violent Crimes were reported for 1983.

October recorded the highest number of Violent Crimes with 320.

There were 169.2 Violent Crimes per 100,000 population in West Virginia.

A total of 2,269 Violent Crime Offenses were cleared by arrest or exceptional clearance, a clearance rate of 68.3 percent. Adults were involved in 2,053 of the clearances.

There were 1,710 persons arrested for Violent Crime Offenses; 1,518 of those arrested were males, 155 were under 18, and 1,427 were white.

A total of 43,090 Non-Violent (or Property) Crimes were reported for 1983.

August recorded the highest number of Non-Violent Crimes with 4,064.

There were 2,192.9 Non-Violent Crimes per 100,000 population in West Virginia.

A total of 8,862 Non-Violent Crime Offenses were cleared by arrest or exceptional clearance, a clearance rate of 20.6 percent. Adults were involved in 7,259 of the clearances.

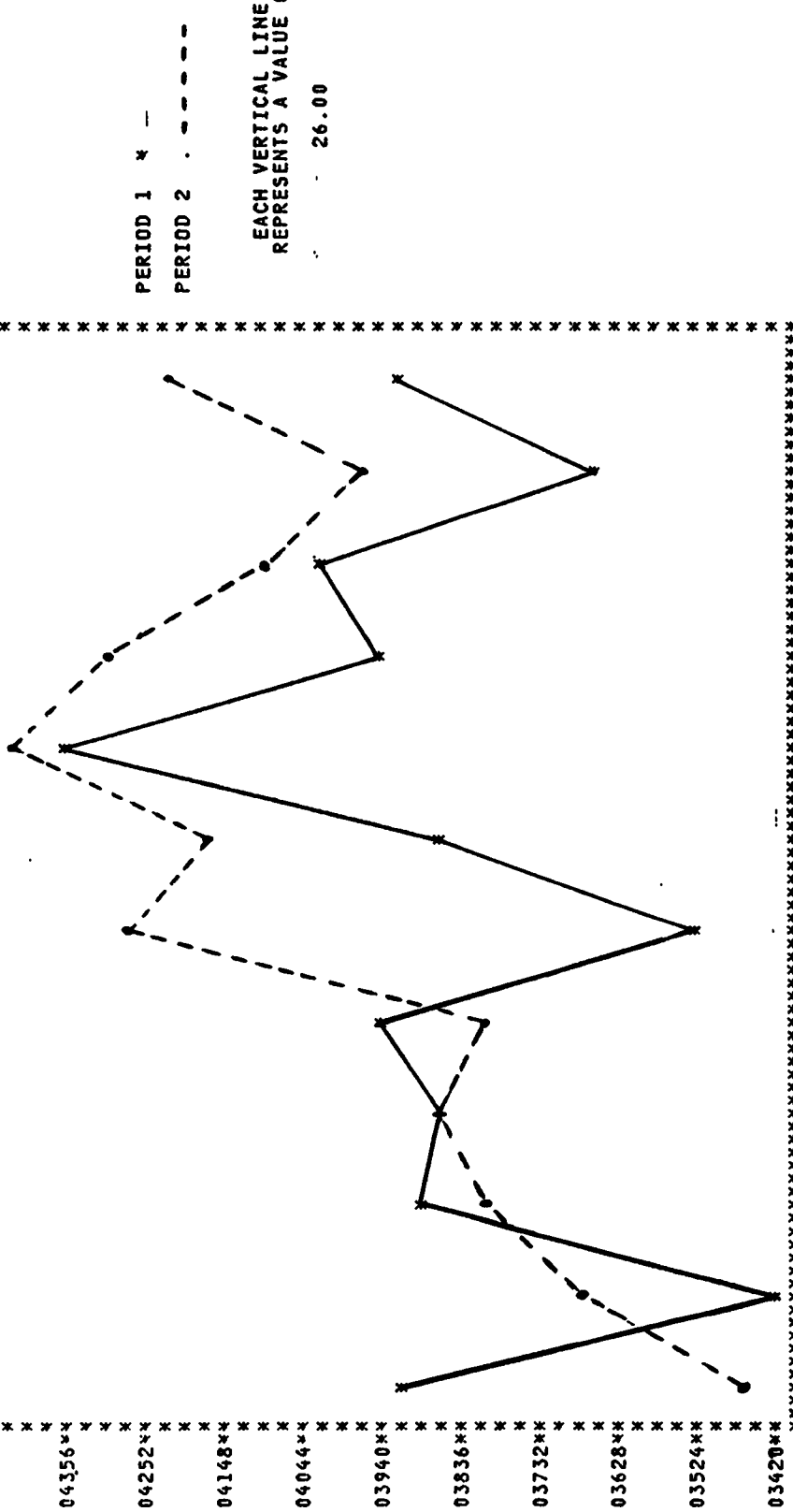
There were 9,448 persons arrested for Non-Violent Crime Offenses; 7,742 of those arrested were males, 2,167 were under 18, and 8,386 were white.

CRIME INDEX OFFENSES

January - December 1983, 1982

TOTAL CRIME INDEX OFFENSES

	NUMBER OF OFFENSES BY MONTH												TOT	CRIME RATE	OFF CLEARED	
	JAN	FEB	MAR	APR	MAY	JUN	JUL	AUG	SEP	OCT	NOV	DEC		(1,000)	ADULT	JUVE
PERIOD 1 83	3918	3420	3901	3869	3956	3537	3875	4363	3943	4032	3661	3939	446414	23.21	9311	1819
PERIOD 2 82	3473	3699	3827	3864	3816	4287	4103	4455	4312	4118	3970	4227	40231	24.60	9961	2062
NUMERICAL CHANGE	445	-279	74	54	140	750	308	92	369	86	309	288	1817	1.39	650	253
PERCENT CHANGE	12.8	7.5	1.9	1.4	3.7	17.5	7.4	2.1	8.6	2.1	7.8	6.8	3.8	5.7	6.5	11.8

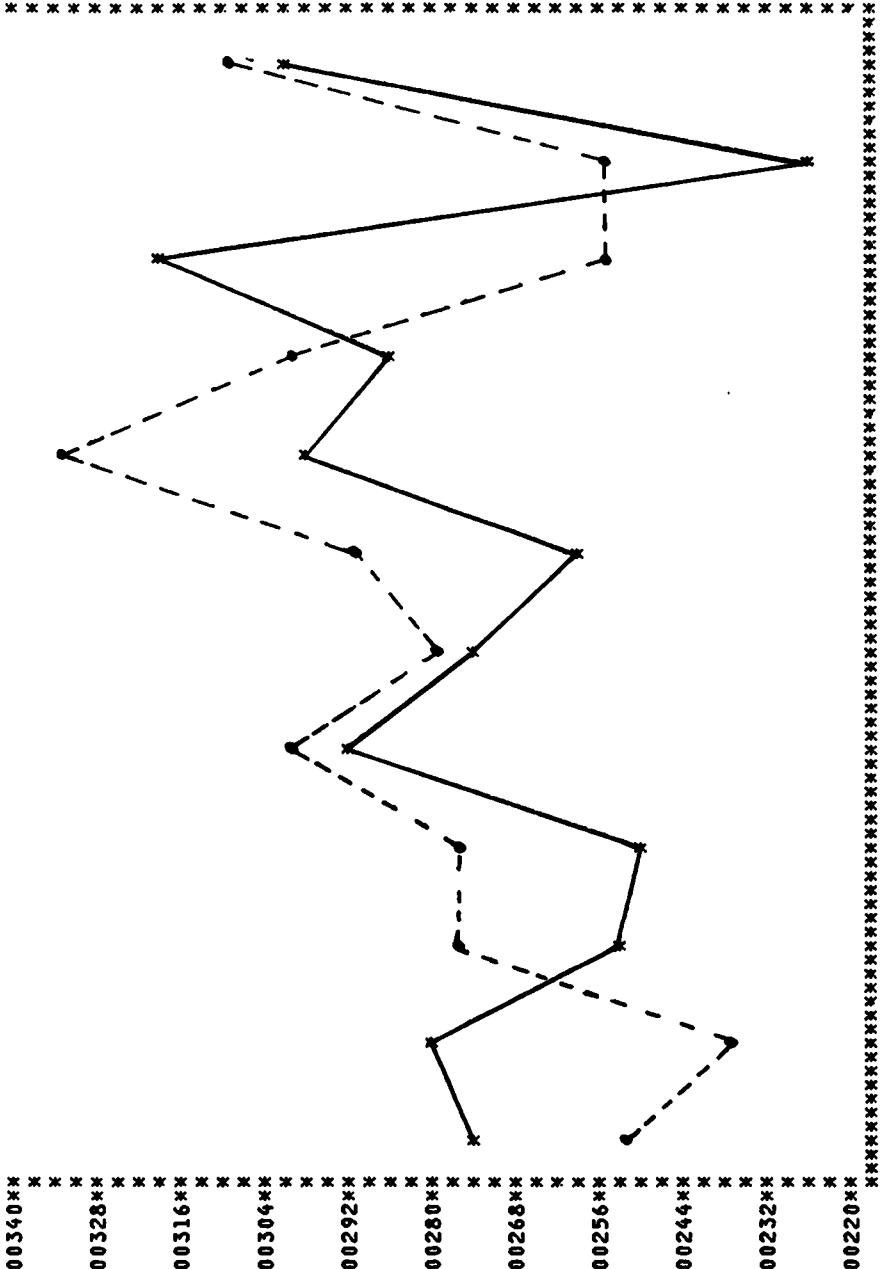


VIOLENT CRIME OFFENSES

January - December 1983, 1982

VIOLENT CRIME OFFENSES

	NUMBER OF OFFENSES BY MONTH												CRIME * OFF CLEARED *		
	JAN	FEB	MAR	APR	MAY	JUN	JUL	AUG	SEP	OCT	NOV	DEC	TOT *(1,000)	RATE *(1,000)	ADULT * JUVEN *
PERIOD 1 83	274	280	254	252	292	275	261	299	288	320	226	303	3324	1.66	2052 * 216 *
PERIOD 2 82	254	240	277	278	301	281	293	335	303	256	258	311	3387	1.73	1960 * 221 *
NUMERICAL CHANGE	20+*	40+*	23-*	26-*	9+*	36-*	32-*	15-*	64+*	32-*	8-*	63-*		.07-*	92+*
PERCENT CHANGE	7.9+*	16.7+*	8.3-*	9.9-*	3.0-*	2.1-*	10.9-*	10.7-*	5.0-*	25.0+*	12.4-*	2.6-*		4.0-*	4.7+*



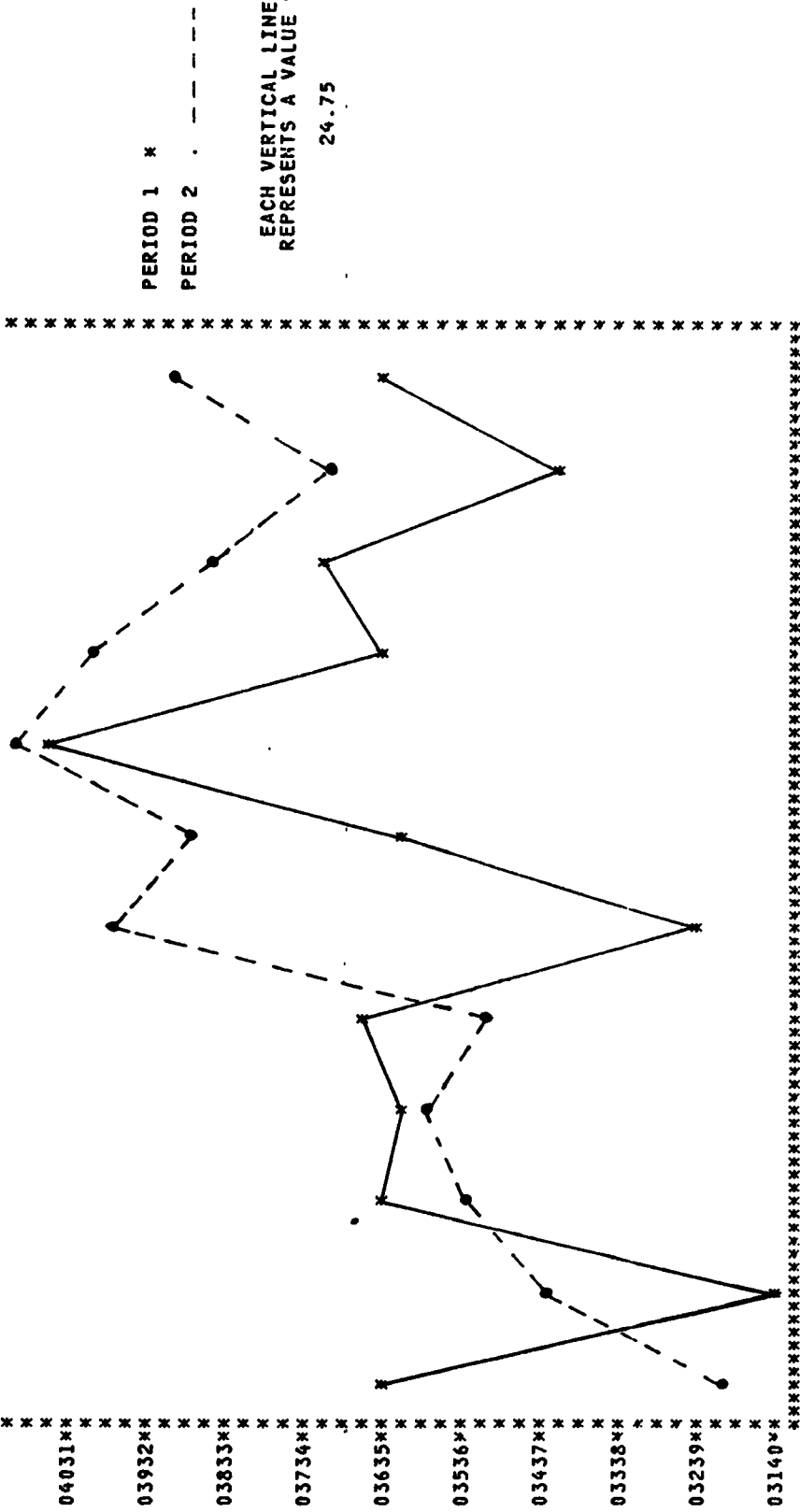
NON-VIOLENT PROPERTY OFFENSES

January - December 1983, 1982

NON-VIOLENT OFFENSES

NUMBER OF OFFENSES BY MONTH

	JAN	FEB	MAR	APR	MAY	JUN	JUL	AUG	SEP	OCT	NOV	DEC	TOT	CRIME RATE	OFF CLEARED
PERIOD 1 83	3644	3140	3647	3617	3664	3622	3614	4064	3655	3712	3435	3636	43090	21.55	7259
PERIOD 2 82	3219	3459	3550	3586	3515	4006	3890	4120	4009	3862	3712	3916	44854	22.87	8001
NUMERICAL CHANGE	425+	319-	97+	31+	149+	744-	276-	56-	354-	150-	277-	280-	1754-	1.32-	742-
PERCENT CHANGE	13.2+	9.2-	2.7+	9+	4.2+	18.6-	7.1-	1.6-	8.8-	3.9-	7.5-	7.2-	3.9-	5.8-	9.3-



VALUE OF PROPERTY STOLEN

By Type Of Offense

January - December 1983, 1982

BREAKING AND ENTERING				ROBBERY			
CLASSIFICATION		NUMBER	AMOUNT	CLASSIFICATION		NUMBER	AMOUNT
RESIDENCE-COMMITTED DURING NIGHT	1983	3,666	2,643,274	HIGHWAY	1983	443	103,226
	1982	3,636	2,311,137		1982	471	99,094
PERCENT OF CHANGE		83+	14.37+	PERCENT OF CHANGE		5.94-	4.17+
RESIDENCE-COMMITTED DURING DAY	1983	1,596	1,224,200	COMMERCIAL HOUSE	1983	77	35,853
	1982	1,849	1,195,020		1982	89	95,157
PERCENT OF CHANGE		13.68-	2.44+	PERCENT OF CHANGE		13.48-	62.32-
RESIDENCE-COMMITTED UNKNOWN	1983	2,343	1,469,500	SERVICE STATION	1983	40	13,969
	1982	2,392	1,485,814		1982	32	9,482
PERCENT OF CHANGE		2.05-	1.10-	PERCENT OF CHANGE		25.00+	47.32+
NONRESIDENCE-COMMITTED DURING NIGHT	1983	3,960	2,714,710	CHAIN STORE	1983	76	41,189
	1982	4,189	2,673,858		1982	116	47,440
PERCENT OF CHANGE		5.47-	1.53+	PERCENT OF CHANGE		34.48-	13.18-
NONRESIDENCE-COMMITTED DURING DAY	1983	299	151,872	RESIDENCE	1983	112	51,213
	1982	333	212,534		1982	126	78,020
PERCENT OF CHANGE		10.21	28.54-	PERCENT OF CHANGE		11.11-	34.36-
NONRESIDENCE-COMMITTED UNKNOWN	1983	1,296	751,024	BANK	1983	8	21,286
	1982	1,403	957,214		1982	11	79,829
PERCENT OF CHANGE		7.63-	21.54-	PERCENT OF CHANGE		27.27-	73.34-
TOTAL	1983	13,160	8,954,580	MISCELLANEOUS	1983	102	34,071
	1982	13,802	8,835,577		1982	120	193,961
PERCENT OF CHANGE		4.65-	1.35+	PERCENT OF CHANGE		15.00-	82.43-
				TOTAL	1983	858	300,807
					1982	965	602,983
				PERCENT OF CHANGE		11.09-	50.11-

LARCENY BY CLASSIFICATION				LARCENY BY VALUE			
CLASSIFICATION		NUMBER	AMOUNT	CLASSIFICATION		NUMBER	AMOUNT
POCKET-PICKING	1983	180	28,927	\$200 AND OVER	1983	8,945	7,617,705
	1982	177	38,623		1982	8,797	7,183,519
PERCENT OF CHANGE		1.69+	25.10-	PERCENT OF CHANGE		1.68+	6.04+
PURSE-SNATCHING	1983	282	46,681	\$50 TO \$200	1983	9,622	1,044,756
	1982	270	49,613		1982	10,267	1,088,665
PERCENT OF CHANGE		4.44+	5.91-	PERCENT OF CHANGE		6.28-	4.03-
CARCO-THEFTS	1983	167	122,706	UNDER \$50	1983	7,860	152,653
	1982	170	372,252		1982	8,439	167,761
PERCENT OF CHANGE		1.76-	67.04-	PERCENT OF CHANGE		6.86-	9.01-
SHOPLIFTING	1983	3,358	164,740	TOTAL	1983	26,427	8,815,114
	1982	3,577	156,968		1982	27,503	8,439,945
PERCENT OF CHANGE		6.12-	4.95+	PERCENT OF CHANGE		3.91-	4.45+
FROM AUTOS	1983	5,626	2,004,769				
	1982	6,013	2,056,864				
PERCENT OF CHANGE		6.44-	2.53-				
AUTO PARTS-ACCESSORIES	1983	4,764	931,628				
	1982	4,772	907,126				
PERCENT OF CHANGE		.17-	2.70+				
BICYCLES	1983	2,348	306,397				
	1982	2,447	292,515				
PERCENT OF CHANGE		4.05-	4.75+				
FROM BUILDINGS	1983	4,114	2,287,893				
	1982	4,220	1,948,360				
PERCENT OF CHANGE		2.51-	17.43+				
COIN OPERATED MACHINES	1983	265	57,534				
	1982	284	42,672				
PERCENT OF CHANGE		6.71-	34.81+				
LIVE STOCK	1983	118	41,844				
	1982	112	85,872				
PERCENT OF CHANGE		5.36+	50.67-				
ALL OTHER	1983	5,205	2,819,995				
	1982	5,437	2,486,080				
PERCENT OF CHANGE		4.27-	13.43+				
TOTAL	1983	26,427	8,815,114				
	1982	27,503	8,439,945				
PERCENT OF CHANGE		3.91-	4.45+				

WEST VIRGINIA CRIME INDEX

Five Year Recapitulation of Offenses

1979 - 1983

INDEX OFFENSES	Year	Number of Offenses	Percent Change	Rate Per 100,000 Population	Percent Change
MURDER	1979	120		6.4	
	1980	139	+15.8	7.1	+10.9
	1981	118	-15.1	6.0	-15.5
	1982	103	-12.7	5.3	-11.7
	1983	94	-8.7	4.8	-9.4
FORCIBLE RAPE	1979	289		15.4	
	1980	304	+5.2	15.6	+1.3
	1981	291	-4.3	14.9	-4.5
	1982	301	+3.4	15.4	+3.4
	1983	259	-13.9	13.2	-14.3
ROBBERY	1979	809		43.1	
	1980	925	+14.3	47.4	+10.0
	1981	977	+5.6	50.1	+5.7
	1982	965	-1.2	49.5	-1.2
	1983	858	-11.1	43.7	-11.7
FELONIOUS ASSAULT	1979	1,867		99.4	
	1980	2,139	+14.6	109.7	+10.4
	1981	1,994	-6.8	102.2	-6.8
	1982	2,018	+1.2	103.6	+1.4
	1983	2,113	+4.7	107.5	+3.8
BREAKING AND ENTERING	1979	11,611		618.3	
	1980	14,016	+20.7	718.9	+16.3
	1981	14,905	+6.3	764.0	+6.3
	1982	13,802	-7.4	708.5	-7.2
	1983	13,160	-4.6	669.7	-5.5
LARCENY - THEFT	1979	24,117		1,284.2	
	1980	27,105	+12.4	1,390.3	+8.3
	1981	28,587	+5.5	1,465.2	+5.4
	1982	27,503	-3.8	1,411.8	-3.6
	1983	26,427	-3.9	1,344.9	-4.7
MOTOR VEHICLE THEFT	1979	3,719		198.0	
	1980	3,797	+2.1	194.8	-1.6
	1981	3,656	-3.7	187.4	-3.8
	1982	3,539	-3.2	181.7	-3.0
	1983	3,503	-1.0	178.3	-1.9

VIOLENT CRIME	1979	3,085		164.3	
	1980	3,507	+13.7	179.9	+9.5
	1981	3,380	-3.6	173.2	-3.7
	1982	3,387	+0.2	173.9	+0.4
	1983	3,324	-1.9	169.2	-2.7
NON-VIOLENT CRIME	1979	39,447		2,100.5	
	1980	44,918	+13.9	2,303.9	+9.7
	1981	47,148	+5.0	2,416.6	+4.9
	1982	44,844	-5.1	2,302.0	-5.0
	1983	43,090	-3.9	2,192.9	-4.7
TOTAL FOR WEST VIRGINIA	1979	42,532		2,264.8	
	1980	48,425	+13.9	2,483.8	+9.7
	1981	50,528	+4.3	2,589.8	+4.3
	1982	48,231	-4.5	2,475.9	-4.4
	1983	46,414	-3.8	2,362.0	-4.6

CRIMINAL HOMICIDE - MURDER

—DEFINITION—

Murder is defined as the unlawful killing of a human being with malice aforethought. Any death due to a fight, argument, quarrel, assault, or commission of a crime is included. This index offense is scored by police on the basis of their investigation without regard as to the findings of a court or jury or the decision of a prosecutor. Attempts to kill and assault to kill are scored as felonious assaults and not as murder. Suicide, accidental deaths, justifiable homicides and traffic deaths caused by the negligence of someone other than the victim are not included.

MURDER SUMMARY

1983

A total of 94 Murder offenses were reported for 1983.

Murders comprised 2.8 percent of the total for the Violent Crime category and less than one half of one percent of the total Crime Index Offenses.

The months of March and December recorded the highest number of Murders with 12 each.

There were 4.8 Murder victims per 100,000 population in West Virginia.

Males accounted for 67.0 percent of the Murder victims; 86.2 percent of the victims were white.

The largest number of victims, 17, falls in the 25-29 age group.

Firearms were used in 55 (58.5%) of the Murders reported, with handguns being used in 33 of those.

A total of 90 Murders were cleared by arrest or exceptional clearance, a clearance rate of 95.7 percent. Adults were involved in 83 of the clearances.

There were 111 persons arrested for Murder offenses; 92 of those arrested were males, 8 were under 18, and 95 were white.

MURDER

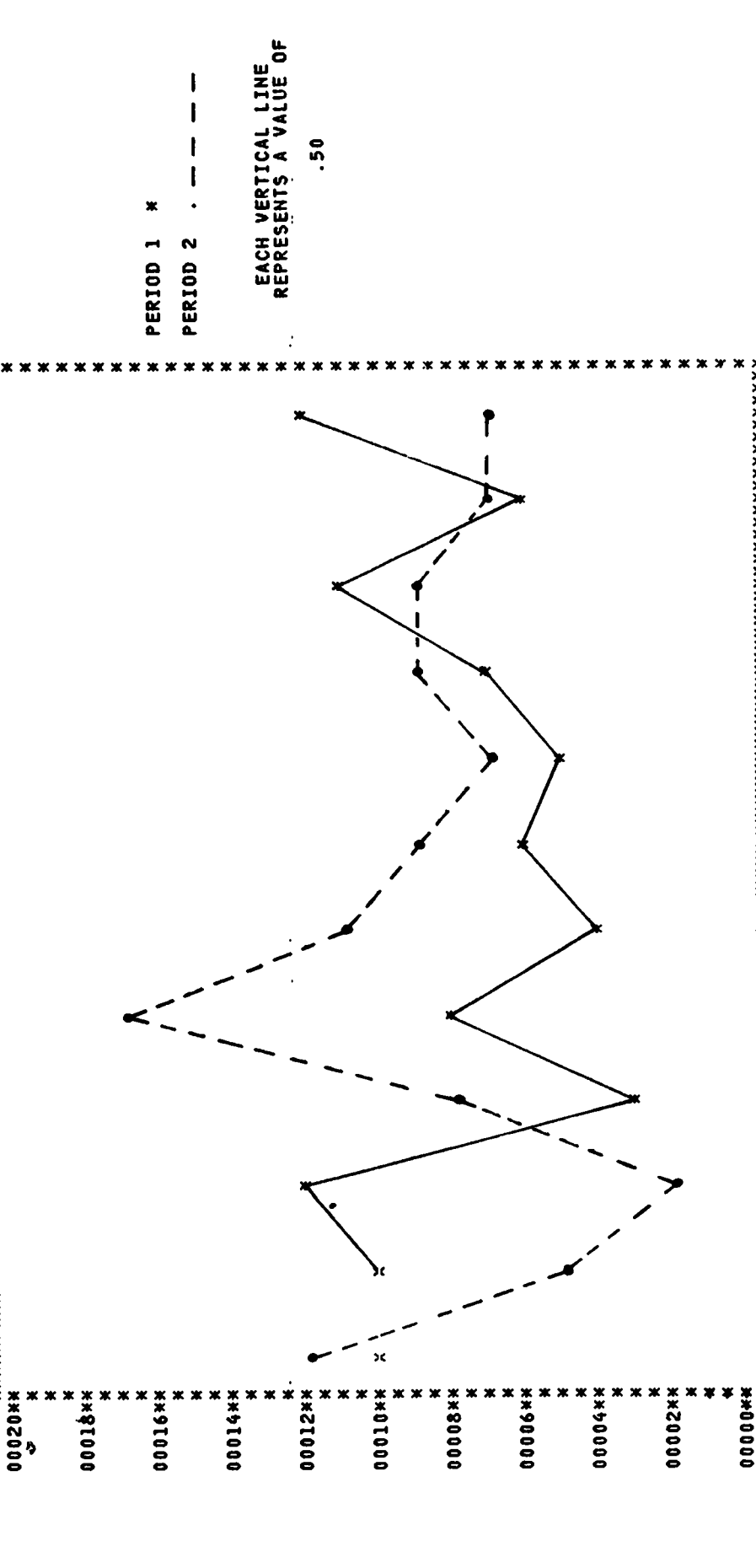
January - December 1963, 1962

 CRIMINAL HOMICIDE OFFENSES (MURDER)

 NUMBER OF OFFENSES BY MONTH

 * JAN * FEB * MAR * APR * MAY * JUN * JUL * AUG * SEP * OCT * NOV * DEC * TOT * (1,000) * ADULT * JUV *
 * 10 * 10 * 12 * 3 * 8 * 3 * 4 * 6 * 5 * 7 * 11 * 6 * 12 * 94 * .05 * 83 * 7 *
 * 12 * 5 * 2 * 8 * 17 * 11 * 9 * 7 * 9 * 2 * 7 * 103 * .05 * 88 * 5 *
 * 2 * 5 * 10 * 5 * 9 * 3 * 3 * 2 * 2 * 2 * 1 * 5 * 8.7 * .00 * 5 * 2 *
 * 16.7 * 100.0 * 500.0 * 62.5 * 52.9 * 63.6 * 33.3 * 28.6 * 22.2 * 22.2 * 14.3 * 71.4 * 8.7 * .00 * 5.7 * 40.0 *

 PERIOD 1 83
 PERIOD 2 82
 NUMERICAL CHANGE
 PERCENT CHANGE



MURDERS BY TYPE OF WEAPON/CIRCUMSTANCE

January - December 1983, 1982

MURDERS BY CIRCUMSTANCE				MURDERS BY TYPE OF WEAPON			
CIRCUMSTANCE	NUMBER	PERCENT	DISTRIB	TYPE OF WEAPON	NUMBER	PERCENT	DISTRIB
RAPE	1983 3	3.19		HANDGUN	1983 35	35.11	
	1982 1	.97			1982 45	41.74	
	PERCENT OF CHANGE	200.00+			PERCENT OF CHANGE	23.24-	
ROBBERY	1983 6	6.38		RIFLE	1983 9	9.57	
	1982 13	12.62			1982 7	6.80	
	PERCENT OF CHANGE	53.85-			PERCENT OF CHANGE	28.57+	
BURGLARY	1983 1	1.06		SHOTGUN	1983 13	13.83	
	1982 0	.00			1982 23	22.53	
	PERCENT OF CHANGE	.00			PERCENT OF CHANGE	43.48-	
MOTOR VEHICLE THEFT	1983 1	1.06		CUTTING AND STABBING	1983 14	14.89	
	1982 0	.00			1982 11	10.68	
	PERCENT OF CHANGE	.00			PERCENT OF CHANGE	27.27+	
ARSON	1983 4	4.26		BLUNT OBJECT	1983 10	10.64	
	1982 0	.00			1982 7	6.80	
	PERCENT OF CHANGE	.00			PERCENT OF CHANGE	42.86+	
NARCOTIC DRUG LAWS	1983 1	1.06		PERSONAL WEAPONS	1983 7	7.45	
	1982 0	.00			1982 5	4.85	
	PERCENT OF CHANGE	.00			PERCENT OF CHANGE	40.00+	
OTHER FELONIOUS UNKNOWN	1983 0	.00		FIRE	1983 5	5.32	
	1982 3	2.91			1982 1	.97	
	PERCENT OF CHANGE	.00			PERCENT OF CHANGE	400.00+	
LOVERS TRIANGLE	1983 1	1.06		DROWNING	1983 0	.00	
	1982 4	3.88			1982 1	.97	
	PERCENT OF CHANGE	75.00-			PERCENT OF CHANGE	.00	
BRAWL DUE-ALCOHOL	1983 6	6.38		STRANGULATION-HUNG	1983 2	2.13	
	1982 9	8.74			1982 4	3.88	
	PERCENT OF CHANGE	33.33-			PERCENT OF CHANGE	50.00-	
BRAWL DUE-NARCOTICS	1983 0	.00		OTHER	1983 1	1.06	
	1982 1	.97			1982 1	.97	
	PERCENT OF CHANGE	.00			PERCENT OF CHANGE	.00	
ARGUMENT-MONEY PROPERTY	1983 1	1.06		TOTAL	1983 94	100.00	
	1982 5	4.85			1982 103	100.00	
	PERCENT OF CHANGE	80.00-			PERCENT OF CHANGE	8.74-	
OTHER ARGUMENTS	1983 48	51.06					
	1982 44	42.72					
	PERCENT OF CHANGE	9.09+					
OTHER NON-FELONIOUS	1983 11	11.70					
	1982 15	14.56					
	PERCENT OF CHANGE	26.67-					
ALL SUSPECT FELONY TYPE	1983 8	8.51					
	1982 4	3.88					
	PERCENT OF CHANGE	100.00+					
UNCLASSIFIED	1983 3	3.19					
	1982 4	3.88					
	PERCENT OF CHANGE	25.00-					
TOTAL	1983 94	100.00					
	1982 103	100.00					
	PERCENT OF CHANGE	8.74-					

West Virginia

Murder Victims by Age, Sex, Race and Ethnic Origin

January - December 1983, 1982

AGE	NUMBER	PERCENT DISTRIB	SEX		RACE					ETHNIC ORIGIN		
			MALE	FEMALE	WHITE	BLACK	AMER IND	ASI ISD	OTHER	HISPANIC	NON HISP	
1983 1-4	1	1.06		1			1					1
1982 1-4	3	2.91	2	1	3							3
PERCENT CHANGE	66.67											66.67
1983 5-9	1	1.06	1		1							1
1982 5-9	1	.97		1	1							1
PERCENT CHANGE												
1983 10-14	2	2.13	1	1	2							2
1982 10-14	3	2.91	2	1	3							3
PERCENT CHANGE	33.33		50.00		33.33							33.33
1983 15-19	5	5.32	4	1	5							5
1982 15-19	11	10.68	5	6	10		1					11
PERCENT CHANGE	54.55		20.00	83.33	50.00							54.55
1983 20-24	15	15.96	11	4	8		7					15
1982 20-24	11	10.63	8	3	9		2					11
PERCENT CHANGE	36.36		37.50	33.33	11.11	250.00						36.36
1983 25-29	17	18.09	10	7	16		1					17
1982 25-29	16	15.53	12	4	12		4					16
PERCENT CHANGE	6.25		16.67	75.00	33.33	75.00						6.25
1983 30-34	6	6.38	4	2	6							6
1982 30-34	11	10.68	10	1	10		1					11
PERCENT CHANGE	45.45		60.00	100.00	40.00							45.45
1983 35-39	13	13.83	8	5	12		1					13
1982 35-39	11	10.68	8	3	11							11
PERCENT CHANGE	18.18			66.67	9.09							18.18
1983 40-44	4	4.26	4		4							4
1982 40-44	7	6.80	7		7							7
PERCENT CHANGE	42.86		42.86		42.86							42.86
1983 45-49	7	7.45	5	2	7							7
1982 45-49	2	1.94	2		2							2
PERCENT CHANGE	250.00		150.00		250.00							250.00
1983 50-54	4	4.26	4		4							4
1982 50-54	9	8.74	5	4	9							9
PERCENT CHANGE	55.56		20.00		55.56							55.56
1983 55-59	5	5.32	4	1	4		1					5
1982 55-59	4	3.88	4		4							4
PERCENT CHANGE	25.00											25.00
1983 60-64	1	1.06		1	1							1
1982 60-64	5	4.85	4	1	5							5
PERCENT CHANGE	80.00				80.00							80.00
1983 65-69	5	5.32	3	2	5							5
1982 65-69	1	.97	1		1							1
PERCENT CHANGE	400.00		200.00		400.00							400.00
1983 70-74	4	4.26	3	1	4							4
1982 70-74	5	4.85	4	1	5							5
PERCENT CHANGE	20.00		25.00		20.00							20.00
1983 75 AND OVER	4	4.26	1	3	2		2					4
1982 75 AND OVER	3	2.91	2	1	2		1					3
PERCENT CHANGE	33.33		50.00	200.00			100.00					33.33
1983 TOTAL	94	100.00	63	31	81		13					94
1982 TOTAL	103	100.00	76	27	94		9					103
PERCENT CHANGE	8.74		17.11	14.81	13.83		44.44					8.74
PERCENT 1983			67.02	32.98	86.17		13.83					100.00
PERCENT 1982			73.79	26.21	91.26		8.74					100.00

FORCIBLE RAPE

DEFINITION

Forcible Rape is the carnal knowledge of a **female** forcibly and against her will. For the purpose of Uniform Crime Reporting, rape is divided into two categories: (1) Rape by Force; and (2) Attempted Rape. Carnal abuse without force (statutory rape) and other sex offenses are not included.

Forcible Rape differs from other violent crimes in that the victim in many cases, is hesitant in reporting the offense to police. The rigors of court procedures, embarrassment and fear of any accompanying stigma have a deterrent effect on the victim's willingness to make the crime known to police. The presence of a prior relationship between victim and perpetrator makes the determination of the act of force difficult to establish, and the usual clandestine nature of the offense presents a problem in verification.

FORCIBLE RAPE SUMMARY

1983

A total of 259 Forcible Rape Offenses were reported for 1983.

Forcible Rapes comprised 7.8 percent of the total for the Violent Crime Category and 0.5 percent of the total Crime Index Offenses.

June and August recorded the highest number of Forcible Rapes with 29 each.

A total of 185 Forcible Rapes were cleared by arrest or exceptional clearance, a clearance rate of 71.4 percent. Adults were involved in 168 of the clearances.

There were 157 persons arrested for Forcible Rape offenses; 157 of those arrested were males, 17 were under 18, and 138 were white.

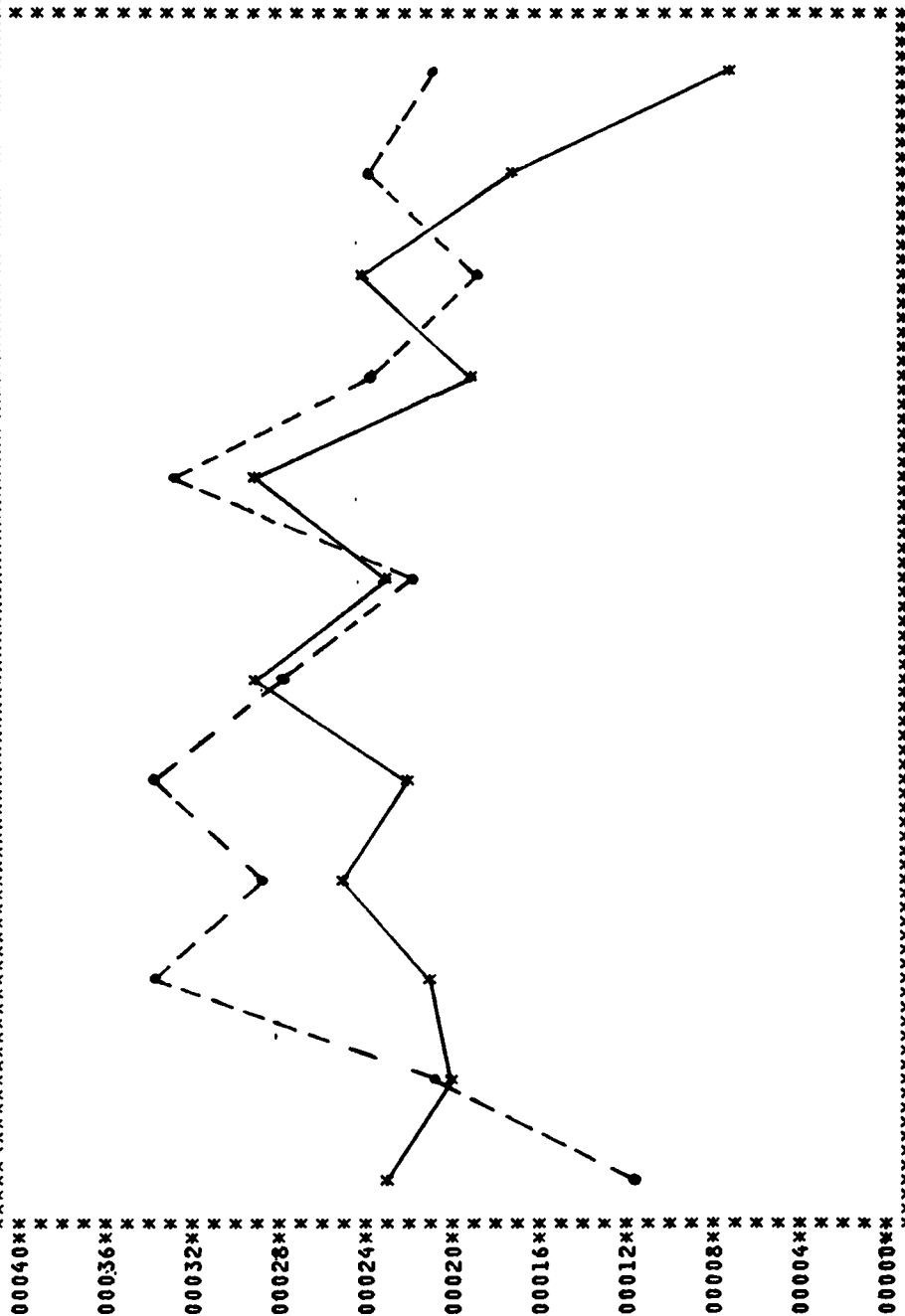
Rapes by Force occurred in 197 offenses where as 62 were assaults to Rape.

FORCIBLE RAPE

January - December 1983, 1982

RAPE OFFENSES

	NUMBER OF OFFENSES BY MONTH												CRIME RATE	OFF CLEARED		
	JAN	FEB	MAR	APR	MAY	JUN	JUL	AUG	SEP	OCT	NOV	DEC	TOT	(1,000)	ADULT	JUVE
PERIOD 1 83	23	20	21	25	22	29	23	29	19	24	17	7	259	.13	168	17
PERIOD 2 82	12	21	34	29	34	28	22	33	24	19	24	21	301	.15	194	22
NUMERICAL CHANGE	11+	1-	13-	4-	4-	12-	1+	4-	5-	5+	7-	14-	42-	.02-	26-	5-
PERCENT CHANGE	91.7+	4.8-	38.2-	13.8-	35.3-	3.6+	4.5+	12.1-	20.8-	26.3+	29.2-	66.7-	14.0-	13.3-	13.4-	22.7-



ROBBERY

DEFINITION

Robbery is defined as the felonious and forcible taking of the property of another against their will by violence or by putting them in fear. The element of personal confrontation is always present in this crime. Under the Uniform Crime Reporting Program, all assaults or attempts to rob are included. Robberies are reported in four general categories - gun; knife or cutting instrument; hands, fists, feet, etc.; and other dangerous weapons. As a general rule, robbery differs from larceny in that it is aggravated by the element of force or the threat of force.

Robbery, as a crime of violence, has a serious impact on the victim. In many instances, serious injury results. Oftentime, along with physical injury or without, the victim suffers mental disturbance. Such damage is immeasurable. This is emphasized when the attempt to rob results in the death of the victim. Of course, in this case, the robbery would not be scored since the more serious offense, murder, would be reported and the robbery would serve as the motive. The placing of a dollar value, however, on the damage resulting from this type of offense is an attempt to measure that which is immeasurable.

ROBBERY SUMMARY

1983

A total of 858 Robbery Offenses were reported for 1983.

Robberies comprised 25.8 percent of the total for the Violent Crime category and 1.8 percent of the total Crime Index Offenses.

October recorded the highest number of Robberies with 111 offenses.

The total dollar value for Robbery offenses was \$300,807, an average of \$351 for each offense.

A total of 291 Robberies were cleared by arrest or exceptional clearance, a clearance rate of 33.9 percent. Adults were involved in 252 of the clearances.

There were 351 persons arrested for Robbery offenses; 321 of those arrested were males, 53 were under 18, and 257 were white.

ROBBERY BY TYPE OF WEAPON

January — December 1983

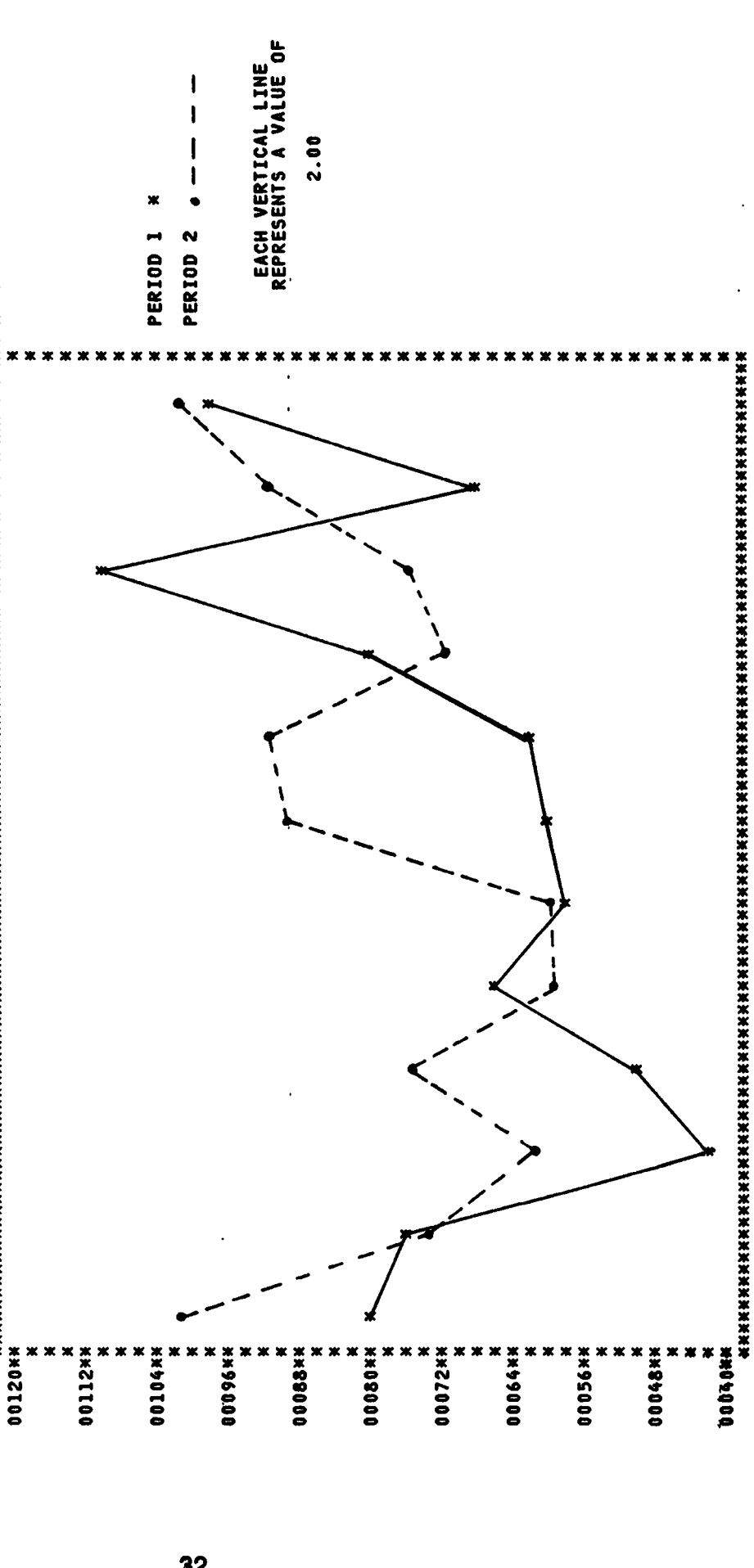
Type of Weapon	Number of Offenses	Percent Distribution
Gun	252	29.4%
Knife/Sharp Instrument	88	10.2%
Other Dangerous Weapon	53	6.2%
Strong Arm—Hands, Fists, Feet, Etc.	465	54.2%

ROBBERY

January — December 1963, 1962

ROBBERY OFFENSES

	NUMBER OF OFFENSES BY MONTH												CRIME RATE	OFF CLEARED		
	JAN	FEB	MAR	APR	MAY	JUN	JUL	AUG	SEP	OCT	NOV	DEC	TOT	(1,000)	ADULT	JUVE
PERIOD 1 83	81	77	43	50	67	58	61	62	81	111	68	99	858	.43	252	39
PERIOD 2 82	102	74	63	77	61	61	90	93	73	76	92	103	965	.49	295	52
NUMERICAL CHANGE	21-	3+	20-	27-	6+	3-	29-	31-	8+	35+	24-	4-	107-	.06-	43-	13-
PERCENT CHANGE	20.6-	4.1+	31.7-	35.1-	9.8+	4.9-	32.2-	33.3-	11.0+	46.1+	26.1-	3.9-	11.1-	12.2-	14.6-	25.0-



ROBBERY VALUES OF PROPERTY STOLEN

January - December 1983, 1982

CLASSIFICATION	PERCENT OF CHANGE	NUMBER OF OFFENSES	PERCENT OF DISTRIBUTION	TOTAL VALUES (DOLLARS)	AVERAGE VALUES (DOLLARS)
HIGHWAY		443	51.63	\$103,226	\$233
	PERCENT OF CHANGE	471	48.81	\$99,094	\$210
		5.94-	5.78+	4.17+	10.95+
COMMERCIAL HOUSE		77	8.97	\$35,853	\$466
	PERCENT OF CHANGE	89	9.22	\$95,157	\$1,069
		13.48-	2.71-	62.32-	56.41-
SERVICE STATION		40	4.66	\$13,969	\$349
	PERCENT OF CHANGE	32	3.32	\$9,482	\$296
		25.00+	40.36+	47.32+	17.91+
CHAIN STORE		76	8.86	\$41,189	\$542
	PERCENT OF CHANGE	116	12.02	\$47,440	\$409
		34.48-	26.29-	13.18-	32.52+
RESIDENCE		112	13.05	\$51,213	\$457
	PERCENT OF CHANGE	126	13.06	\$78,020	\$619
		11.11-	.08-	34.36-	26.17-
BANK		8	.93	\$21,286	\$2,661
	PERCENT OF CHANGE	11	1.14	\$79,829	\$7,257
		27.27-	18.42-	73.34-	63.33-
MISCELLANEOUS		102	11.89	\$34,071	\$334
	PERCENT OF CHANGE	120	12.44	\$193,961	\$1,616
		15.00-	4.42-	82.43-	79.33-
TOTAL		858	100.00	\$300,807	\$351
	PERCENT OF CHANGE	965	100.00	\$602,983	\$625
		11.09-		50.11-	43.84-

FELONIOUS ASSAULT

DEFINITION

Felonious Assault, as defined under the West Virginia Uniform Crime Reporting Program, is an attempt or offer with unlawful force or violence, to do serious physical injury to another. Attempts are included since it is not necessary that any injury result when a gun, knife, or other weapon is used which would result in serious physical injury if the crime were successfully completed.

The use or attempted use of a dangerous weapon in an assault or the serious injury inflicted by hands, fists, or feet separates this offense from those assaults categorized as "simple" and not felonious in nature.

The victim of an actual assault of this type may suffer serious injury or permanent disability and all assaults to kill and attempts to kill are recorded in this area. As with murder, the use of weapons to inflict these serious injuries make this offense a subject for analysis.

FELONIOUS ASSAULT SUMMARY

1983

A total of 2,113 Felonious Assault Offenses were reported for 1983.

Felonious Assaults comprised 63.6 percent of the total for the Violent Crime category and 4.6 percent of the total Crime Index Offenses.

August recorded the highest number of Felonious Assaults with 203 offenses.

There were 107.5 Felonious Assaults per 100,000 population in West Virginia.

A total of 1,702 Felonious Assaults were cleared by arrest or exceptional clearance, a clearance rate of 80.5 percent. Adults were involved in 1,549 of the clearances.

There were 1,091 persons arrested for Felonious Assault offenses; 948 of those arrested were males, 77 were under 18, and 937 were white.

FELONIOUS ASSAULT BY TYPE OF WEAPON

January — December 1983

Type of Weapon	Number of Offenses	Percent Distribution
Gun	249	11.8%
Knife/Sharp Instrument	401	19.0%
Other Dangerous Weapon	393	18.6%
Hands, Fists, Feet, Etc.—Aggravated	1,070	50.6%

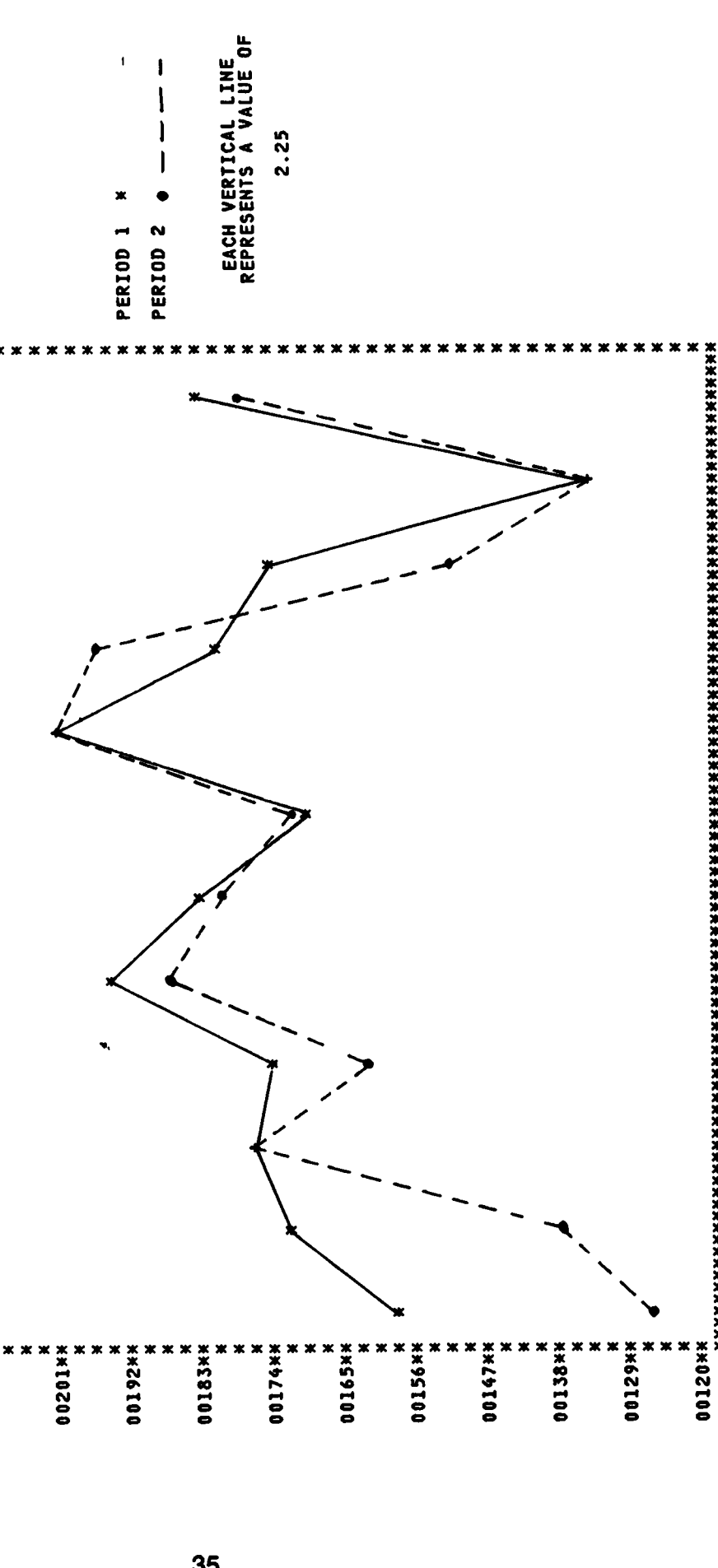
FELONIOUS ASSAULTS

January - December 1983, 1982

FELONIOUS ASSAULT OFFENSES (AGGRAVATED)

PERIOD	JAN	FEB	MAR	APR	MAY	JUN	JUL	AUG	SEP	OCT	NOV	DEC	TOT	RATE	CRIME
1 83	160	173	178	174	195	184	171	203	181	174	135	185	2113	1.06	1549
2 82	128	140	178	164	189	181	172	202	197	152	135	180	2018	1.03	1383
NUMERICAL CHANGE	32+	33+	0	10+	6+	3+	1-	1+	1+	22+	0	5+	95+	.03+	166+
PERCENT CHANGE	25.0+	23.6+	.0	6.1+	3.2+	1.7+	.6-	.5+	8.1+	14.5+	.0	2.8+	4.7+	2.9+	12.0+

***** OFFENSES BY MONTH *****



BREAKING AND ENTERING

DEFINITION

Under this Program, Breaking and Entering is defined as an unlawful entry or attempted forcible entry of any structure to commit a felony or larceny.

Data collection for this offense is further categorized as to forcible entries, unlawful entries where no force is used, and attempted entries.

As with other non-violent crimes, the motive of personal gain coupled with the element of opportunity, results in the commission of this offense by both the amateur and the professional perpetrator. Only the absence of confrontation and the use of force separate this crime from Robbery of the violent crime group. However, detection during commission many times results in a confrontation of the victim by the perpetrator demonstrating why this offense is considered the most serious of the non-violent crime group.

The volume of this offense presents the police with a serious enforcement problem made more difficult in many areas by the lack of sufficient personnel to act as a deterrent and to provide successful solutions of these crimes.

BREAKING AND ENTERING SUMMARY

1983

A total of 13,160 Breaking and Entering offenses were reported for 1983.

Breaking and Entering comprised 30.5 percent of the total for the Non-Violent Crime category and 28.3 percent of the total Crime Index Offenses.

January recorded the highest number of Breaking and Enterings with 1,245 offenses.

There were 669.7 Breaking and Enterings per 100,000 population in West Virginia.

Breaking and Enterings of residences accounted for 7,605 of the total offenses; 7,626 of the total offenses were at night.

The total dollar value for Breaking and Entering offenses was \$8,954,580, an average of \$680 for each offense.

A total of 2,529 Breaking and Enterings were cleared by arrest or exceptional clearance, a clearance rate of 19.2 percent. Adults were involved in 1,925 of the clearances.

There were 2,795 persons arrested for Breaking and Entering offenses; 2,687 of those arrested were males, 855 were under 18, and 2,586 were white.

BREAKING & ENTERING BY TYPE OF ENTRY

January — December 1983

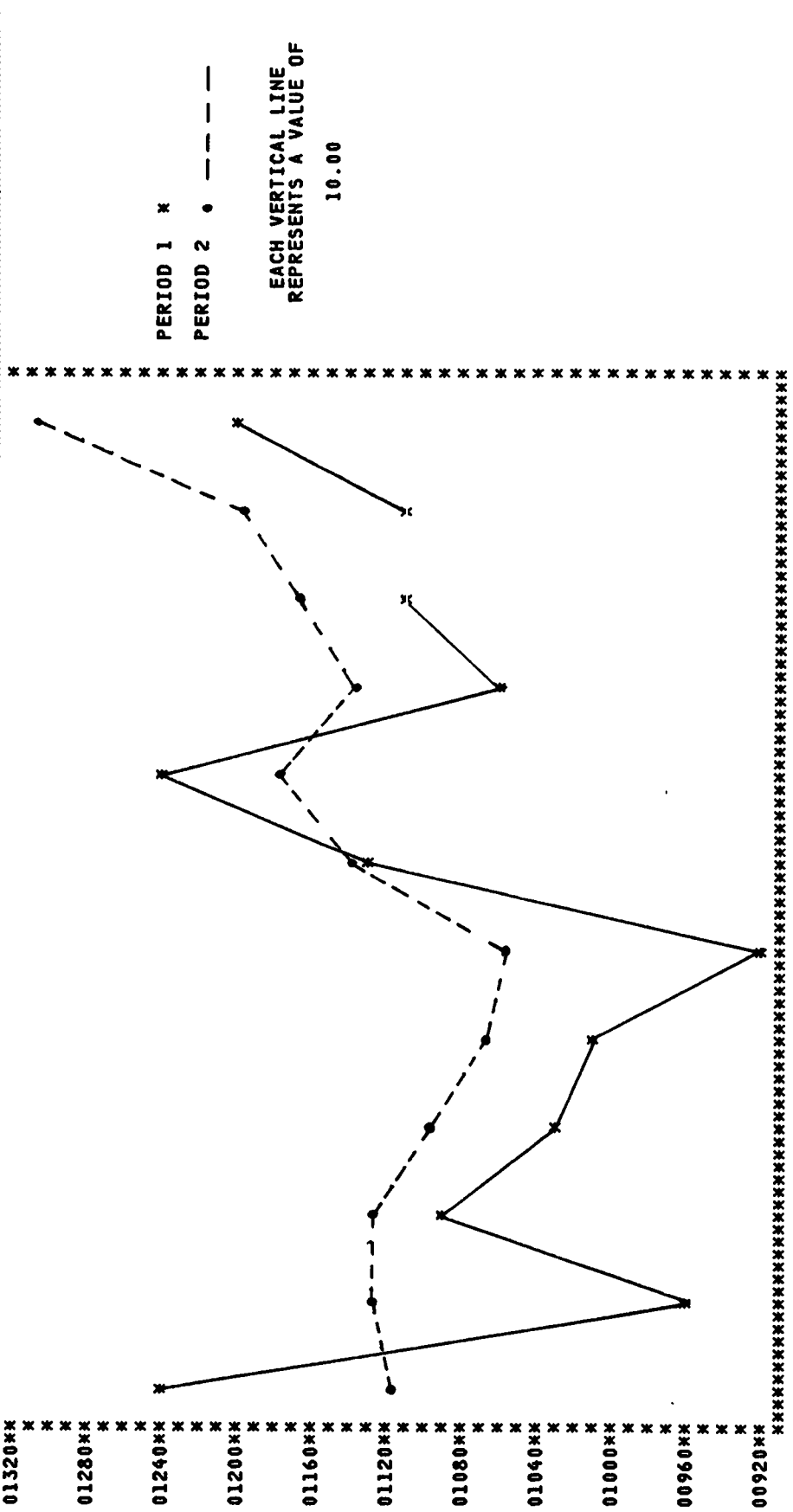
Type of Entry	Number of Offenses	Percent Distribution
Forcible Entry	10,306	78.3%
Unlawful Entry — No Force	2,146	16.3%
Attempted Forcible Entry	708	5.4%

BREAKING AND ENTERING

January - December 1983, 1982

BREAKING AND ENTERING OFFENSES

PERIOD	NUMERICAL CHANGE	PERCENT CHANGE	BY MONTH											
PERIOD 1 83	1245	964	JAN	FEB	MAR	APR	MAY	JUN	JUL	AUG	SEP	OCT	NOV	DEC
PERIOD 2 82	1121	1136												
NUMERICAL CHANGE	124	172	11.1	15.1	3.6	6.7	5.2	12.5	5.6	132	6	55	93	109
PERCENT CHANGE	11.1	15.1	9.0	15.7	3.7	6.4	10.0	10.4	4.8	10.1	5.5	4.9	8.3	9.7



PERIOD 1 *

PERIOD 2 *

EACH VERTICAL LINE OF
REPRESENTS A VALUE OF

10.00

BREAKING & ENTERING

Value of Property Stolen

January - December 1983, 1982

CLASSIFICATION	PERCENT OF CHANGE	NUMBER OF OFFENSES	PERCENT OF DISTRIBUTION	TOTAL VALUES (DOLLARS)	AVERAGE VALUES (DOLLARS)
RESIDENCE					
	1983	7,605	57.79	\$5,336,974	\$702
	1982	7,877	57.07	\$4,991,971	\$634
	PERCENT OF CHANGE	3.45-	1.26+	6.91+	10.73+
NIGHT					
	1983	3,666	27.86	\$2,643,274	\$721
	1982	3,636	26.34	\$2,311,137	\$636
	PERCENT OF CHANGE	.83+	5.77+	14.37+	13.36+
DAY					
	1983	1,596	12.13	\$1,224,200	\$767
	1982	1,849	13.40	\$1,195,020	\$646
	PERCENT OF CHANGE	13.68-	9.48-	2.44+	18.73+
UNKNOWN					
	1983	2,343	17.80	\$1,469,500	\$627
	1982	2,392	17.33	\$1,485,814	\$621
	PERCENT OF CHANGE	2.05-	2.71+	1.10-	.97+
NONRESIDENCE					
	1983	5,555	42.21	\$3,617,606	\$651
	1982	5,925	42.93	\$3,843,606	\$649
	PERCENT OF CHANGE	6.24-	1.68-	5.88-	.31+
NIGHT					
	1983	3,960	30.09	\$2,714,710	\$686
	1982	4,189	30.35	\$2,673,858	\$638
	PERCENT OF CHANGE	5.47-	.86-	1.53+	7.52+
DAY					
	1983	299	2.27	\$151,872	\$508
	1982	333	2.41	\$212,534	\$638
	PERCENT OF CHANGE	10.21-	5.81-	28.54-	20.38-
UNKNOWN					
	1983	1,296	9.85	\$751,024	\$579
	1982	1,403	10.17	\$957,214	\$682
	PERCENT OF CHANGE	7.63-	3.15-	21.54-	15.10-
TOTAL					
	1983	13,160	100.00	\$8,954,580	\$680
	1982	13,802	100.00	\$8,835,577	\$640
	PERCENT OF CHANGE	4.65-		1.35+	6.25+

LARCENY-THEFT

DEFINITION

Larceny-Theft is the unlawful taking or stealing of articles of value without the use of force, violence, or fraud. It includes crimes such as shoplifting, pocket-picking, purse-snatching, thefts from autos, and the theft of auto parts and accessories. Motor Vehicle Theft is excluded from this category for crime reporting purposes, inasmuch as it is a separate Crime Index Offense.

Larceny offenses cleared by police arrest are dramatically affected by the nature of the crime. As with other Non-Violent Crimes, opportunity and stealth, working in favor of the perpetrator and against police detection, reduce solutions for this offense.

As with other offenses against property, Larceny is primarily a crime of opportunity. Types of Larcenies will differ in volume depending upon the opportunity for theft offered in a given area.

When average value is applied to the reported crimes in this category, the dollar loss to victims was \$334. It is true that a portion of goods stolen was recovered and returned to the victims, but the relatively low percentage of crimes cleared by arrest, and the lack of specific identification characteristics on such property indicates these recoveries will not materially reduce the overall loss. In addition, many offenses in this category, particularly where the value of goods stolen is small, never come to police attention.

LARCENY-THEFT SUMMARY

1983

A total of 26,427 Larceny-Theft offenses were reported for 1983.

Larceny-Theft comprised 61.3 percent of the total for the Non-Violent Crime category and 56.9 percent of the total Crime Index Offenses.

August recorded the highest number of Larceny-Thefts with 2,476 offenses.

There were 1,344.9 Larceny-Thefts per 100,000 population in West Virginia.

Larceny-Thefts from automobiles accounted for 5,626 of the total offenses.

The total dollar value for Larceny-Theft offenses was \$8,815,114, an average of \$334 for each offense; of the total offenses, 9,622 were \$50 to \$200 in value.

A total of 5,490 Larceny-Thefts were cleared by arrest or exceptional clearance, a clearance rate of 20.8 percent. Adults were involved in 4,636 of the clearances.

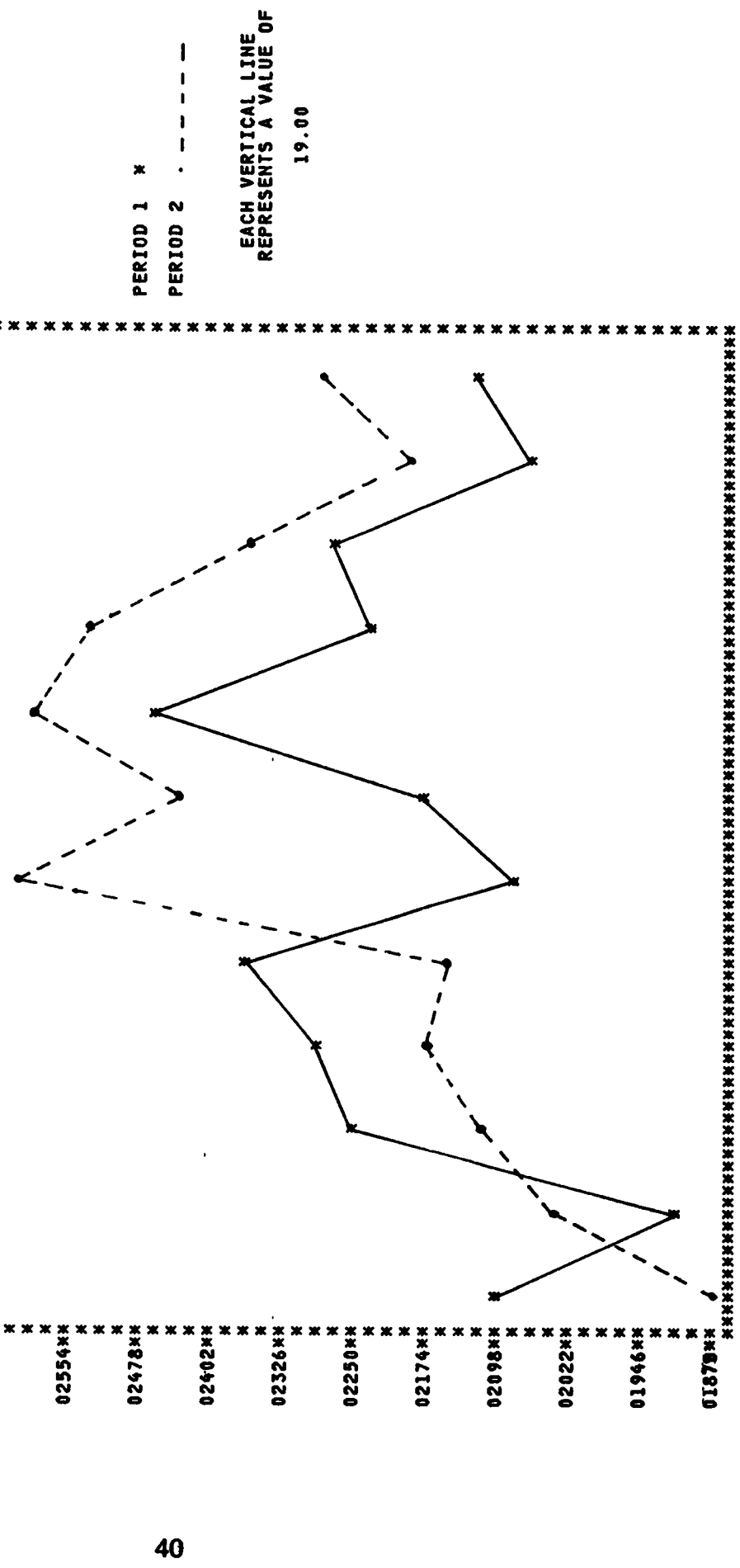
There were 6,005 persons arrested for Larceny-Theft offenses; 4,458 of those arrested were males, 1,097 were under 18, and 5,187 were white.

LARCENY - THEFT

January - December 1983, 1982

LARCENY THEFT OFFENSES

PERIOD	NUMBER OF OFFENSES	BY MONTH	TOT	CRIME RATE	ADULT	JUVE	OFF CLEARED
JAN	1914	JAN	2110	13.21	4636	854	
FEB	2058	FEB	2110	13.21	4636	854	
MAR	144	MAR	2110	13.21	4636	854	
APR	101	APR	2110	13.21	4636	854	
MAY	10.2	MAY	2110	13.21	4636	854	
JUN	10.7	JUN	2110	13.21	4636	854	
JUL	10.7	JUL	2110	13.21	4636	854	
AUG	10.7	AUG	2110	13.21	4636	854	
SEP	10.7	SEP	2110	13.21	4636	854	
OCT	10.7	OCT	2110	13.21	4636	854	
NOV	10.7	NOV	2110	13.21	4636	854	
DEC	10.7	DEC	2110	13.21	4636	854	
PERIOD 1 83	12.7		2110	13.21	4636	854	
PERIOD 2 82	12.7		2110	13.21	4636	854	
NUMERICAL CHANGE	144		2110	13.21	4636	854	
PERCENT CHANGE	7.0		2110	13.21	4636	854	



LARCENY - THEFT

Value of Property Stolen

January - December 1983, 1982

CLASSIFICATION	PERCENT OF CHANGE	NUMBER OF OFFENSES	PERCENT OF DISTRIBUTION	TOTAL VALUES (DOLLARS)	AVERAGE VALUES (DOLLARS)
POCKET-PICKETING					
	1983	180	.68	\$28,927	\$161
	1982	177	.64	\$38,623	\$218
	PERCENT OF CHANGE	1.69+	6.25+	25.10-	26.15-
PURSE-SNATCHING					
	1983	282	1.07	\$46,681	\$166
	1982	270	.98	\$49,613	\$184
	PERCENT OF CHANGE	4.44+	9.18+	5.91-	9.78-
CARGO THEFTS					
	1983	167	.63	\$122,706	\$735
	1982	170	.62	\$372,252	\$2,190
	PERCENT OF CHANGE	1.76-	1.61+	67.04-	66.44-
SHOPLIFTING					
	1983	3,358	12.71	\$164,740	\$49
	1982	3,577	13.01	\$156,968	\$44
	PERCENT OF CHANGE	6.12-	2.31-	4.95+	11.36+
FROM AUTOS					
	1983	5,626	21.29	\$2,004,769	\$356
	1982	6,013	21.86	\$2,056,864	\$342
	PERCENT OF CHANGE	6.44-	2.61-	2.53-	4.09+
AUTO PARTS AND ACCESSORIES					
	1983	4,764	18.03	\$931,628	\$196
	1982	4,772	17.35	\$907,126	\$190
	PERCENT OF CHANGE	.17-	3.92+	2.70+	3.16+
BICYCLES					
	1983	2,348	8.88	\$306,397	\$130
	1982	2,447	8.90	\$292,515	\$120
	PERCENT OF CHANGE	4.05-	.22-	4.75+	8.33+
FROM BUILDINGS					
	1983	4,114	15.57	\$2,287,893	\$556
	1982	4,220	15.34	\$1,948,360	\$462
	PERCENT OF CHANGE	2.51-	1.50+	17.43+	20.35+
COIN OPERATED MACHINES					
	1983	265	1.00	\$57,534	\$217
	1982	308	1.12	\$42,672	\$139
	PERCENT OF CHANGE	13.96-	10.71-	34.83+	56.12+
LIVE STOCK					
	1983	118	.45	\$43,844	\$372
	1982	112	.41	\$88,872	\$794
	PERCENT OF CHANGE	5.36+	9.76+	50.67-	53.15-
ALL OTHER					
	1983	5,205	19.70	\$2,819,995	\$542
	1982	5,437	19.77	\$2,486,080	\$457
	PERCENT OF CHANGE	4.27-	.35-	13.43+	18.60+
TOTAL					
	1983	26,427	100.00	\$8,815,114	\$334
	1982	27,503	100.00	\$8,439,945	\$307
	PERCENT OF CHANGE	3.91-		4.45+	8.79+

MOTOR VEHICLE THEFT

DEFINITION

In Uniform Crime Reporting, Motor Vehicle Theft includes all thefts of a motor vehicle. This includes all vehicles which can be registered as a motor vehicle in this State. This definition excludes taking a motor vehicle for temporary use, such as family situation or unauthorized use by others having lawful access to the vehicle, such as chauffeurs, etc.

The crime of Motor Vehicle Theft has been labeled primarily as a crime of opportunity. The youthful offender finds the motor vehicle easily accessible for transportation for any purpose. The remaining thefts are mainly for the purpose of resale, theft of parts, and for use in committing other crimes.

MOTOR VEHICLE THEFT SUMMARY

1983

A total of 3,503 Motor Vehicle Theft offenses were reported for 1983.

Motor Vehicle Theft comprised 8.1 percent of the total for the Non-Violent Crime category and 7.5 percent of the total Crime Index Offenses.

September recorded the highest number of Motor Vehicle Thefts with 348 offenses.

There were 178.3 Motor Vehicle Thefts per 100,000 population in West Virginia.

The total dollar value for Motor Vehicle Theft offenses was \$14,966,700, an average of \$4,272 for each offense.

A total of 843 Motor Vehicle Thefts were cleared by arrest or exceptional clearance, a clearance rate of 24.1 percent. Adults were involved in 698 of the clearances.

There were 648 persons arrested for Motor Vehicle Theft offenses; 597 of those arrested were males, 215 were under 18, and 613 were white.

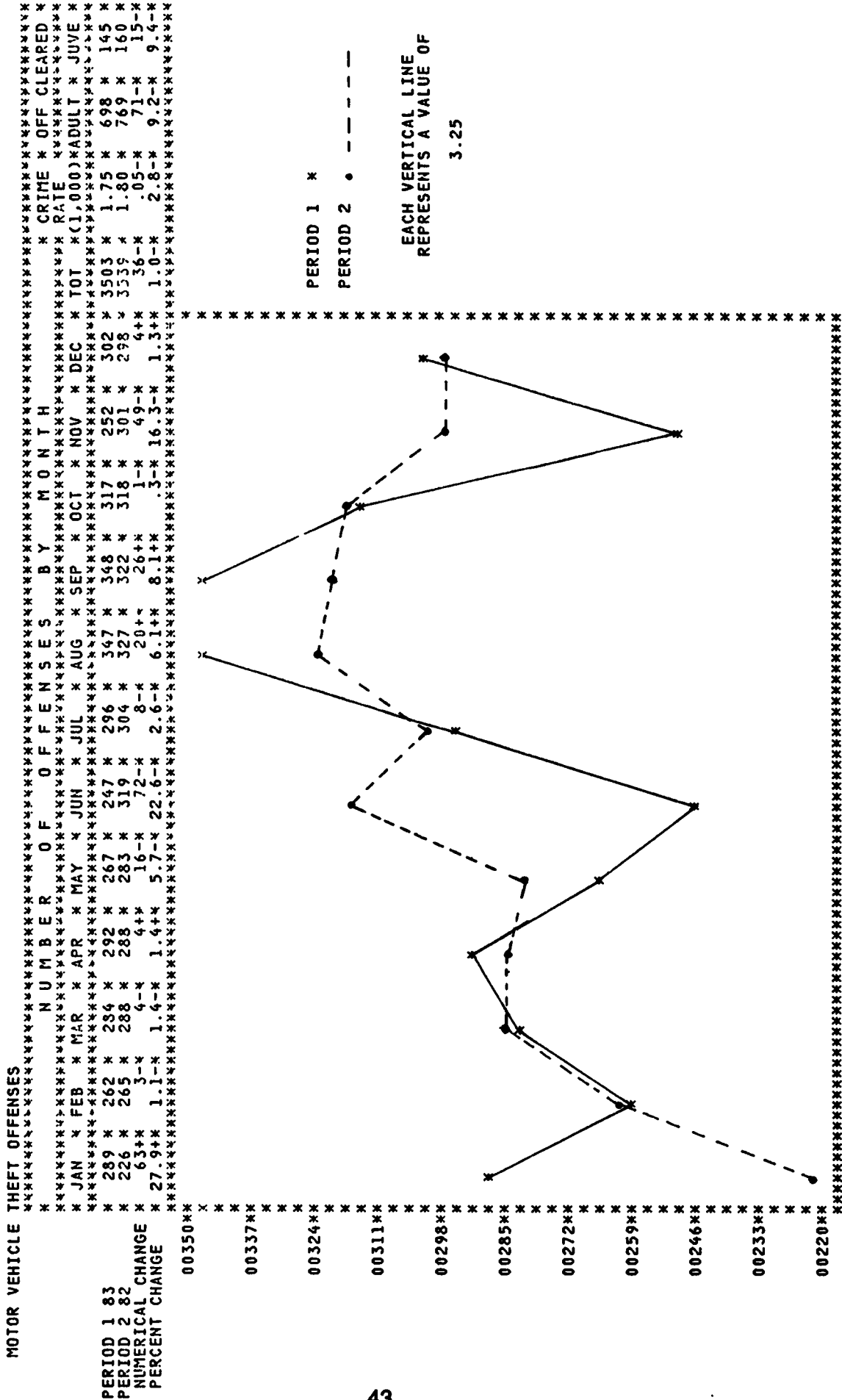
MOTOR VEHICLE THEFT BY TYPE OF MOTOR VEHICLE

January — December 1983

Type of Motor Vehicle	Number of Offenses	Percent Distribution
Autos	2,071	59.1%
Trucks and Buses	1,002	28.6%
Other Vehicles	430	12.3%

MOTOR VEHICLE THEFT

January - December 1983, 1982



WEST VIRGINIA ARREST DATA

WEST VIRGINIA ARREST INFORMATION

The West Virginia Uniform Crime Reporting Program requires the monthly reporting of data concerning persons arrested in the state. A record of total arrest activity for criminal acts in both Part I and Part II crime classes is received from 360 county, state and municipal law enforcement agencies and is analyzed and arranged according to age, sex, race and ethnic origin of persons arrested. Traffic arrests, except Driving While Intoxicated, are not reported. A total of 66,032 arrests for Part I and Part II criminal offenses were reported during 1983. This was a decrease of 14,537 arrests over the 1982 figure of 80,569. Based on 1983 population estimates, there was a statewide arrest rate of 33.02 arrests per 1,000 persons in West Virginia. The arrest rate in 1982 was 41.09.

Since 1979, the number of persons arrested for Part I and Part II offenses has decreased 18.1 percent while the arrest rate has decreased 22.7 percent.

A person is counted on the monthly arrest report each time he or she is arrested or summoned. It should be kept in mind that the volume of arrests may vary from time to time due to the differences in local arrest procedures and policies. It should be noted that a person may be arrested several times during a given month for the same or different offenses. This occurs frequently for such crimes as drunkenness, disorderly conduct and similar offenses. A juvenile is counted as "arrested" when the circumstances are such that if he or she were an adult, an arrest would be counted or when police or other official action beyond a mere interview, warning or admonishment is taken.

These arrest figures do not indicate the actual number of individual persons arrested or summoned since, as has been pointed out, one person may be arrested several times during the month. However, arrest information is useful in measuring the extent of law enforcement activity in a given geographical area as well as providing an index for measuring the involvement in criminal acts by the age, sex, race and ethnic origin of the perpetrators.

Of all reported arrests for 1983, 16.9 percent were for Part I Offenses (Murder, Forcible Rape, Robbery, Felonious Assault, Breaking and Entering, Larceny - Theft and Motor Vehicle Theft). Analysis of Part I arrests indicates that Larceny, as in past years, comprised the highest percentage of all arrests for Part I crimes with 53.8 percent. For the first time, "All Other-Except Traffic" category showed the highest percent of arrests for Part II Offenses. The drunkenness category showed a 53.0 percent decrease over 1982 arrests. There were 12,663 arrests for drunkenness in 1983 compared with 26,959 in 1982.

Juveniles were involved in 8.3 percent of the arrests in 1983 compared to 7.5 in 1982. This marked an increase of 10.7 percent of juvenile participation in criminal acts. Female arrests amounted to 15.9 percent of the total compared to 14.2 in 1982.

Arrests by race show that 92.2 percent of the persons arrested were White while 7.8 were Negro. Hispanics comprised 0.1 percent of all persons arrested in 1983.

VIOLENT CRIME

Arrests for crimes of violence (Murder, Rape, Robbery and Felonious Assault) on a statewide basis accounted for 15.3 percent of all arrests for Part I and 2.6 percent of the total arrests for all offenses. A further evaluation indicates that arrests for Felonious Assault were the most frequent, representing 63.8 percent of the total arrests for violent crimes.

PROPERTY CRIME

Property crime arrests (Breaking and Entering, Larceny - Theft and Motor Vehicle Theft) comprised 84.6 percent of all arrests for Part I offenses and 14.6 percent of all arrests.

The highest percentage of property crime arrests, 62.3 percent, occurred in the Larceny-Theft category.

NARCOTIC DRUG LAW ARRESTS

Information concerning arrests for narcotic drug law arrests is collected and analyzed according to specific drug categories. During 1983, a total of 1,695 arrests were made for narcotic drug law violations, a decrease of 627 arrests over 1982. Evaluation of data reported for 1983 discloses that 30.5 percent of all persons arrested for narcotic drug law violations were under 21 years of age. Moreover, 7.2 percent of those arrested were under 18 years of age. Analysis of individual drug categories showed that the highest percentage of arrests, 83.9 percent, involved marijuana. The lowest percentage of arrests occurred in the other dangerous non-narcotic drugs category, amounting to only 4.8 percent.

GAMBLING ARRESTS

Arrests for gambling offenses during 1983 amounted to 0.4 percent of all reported arrests for Part I and Part II offenses. Of those arrested for gambling, 85.4 percent were males. The highest percentage of arrests for gambling offenses, 15.4 percent, occurred in the 30-34 age category. A total of 246 gambling arrests were reported during 1983, a decrease of 25 from the 1982 figure.

JUVENILE DISPOSITION DATA

Each police department must provide information regarding the disposition of juveniles arrested by that department. The following summary is provided.

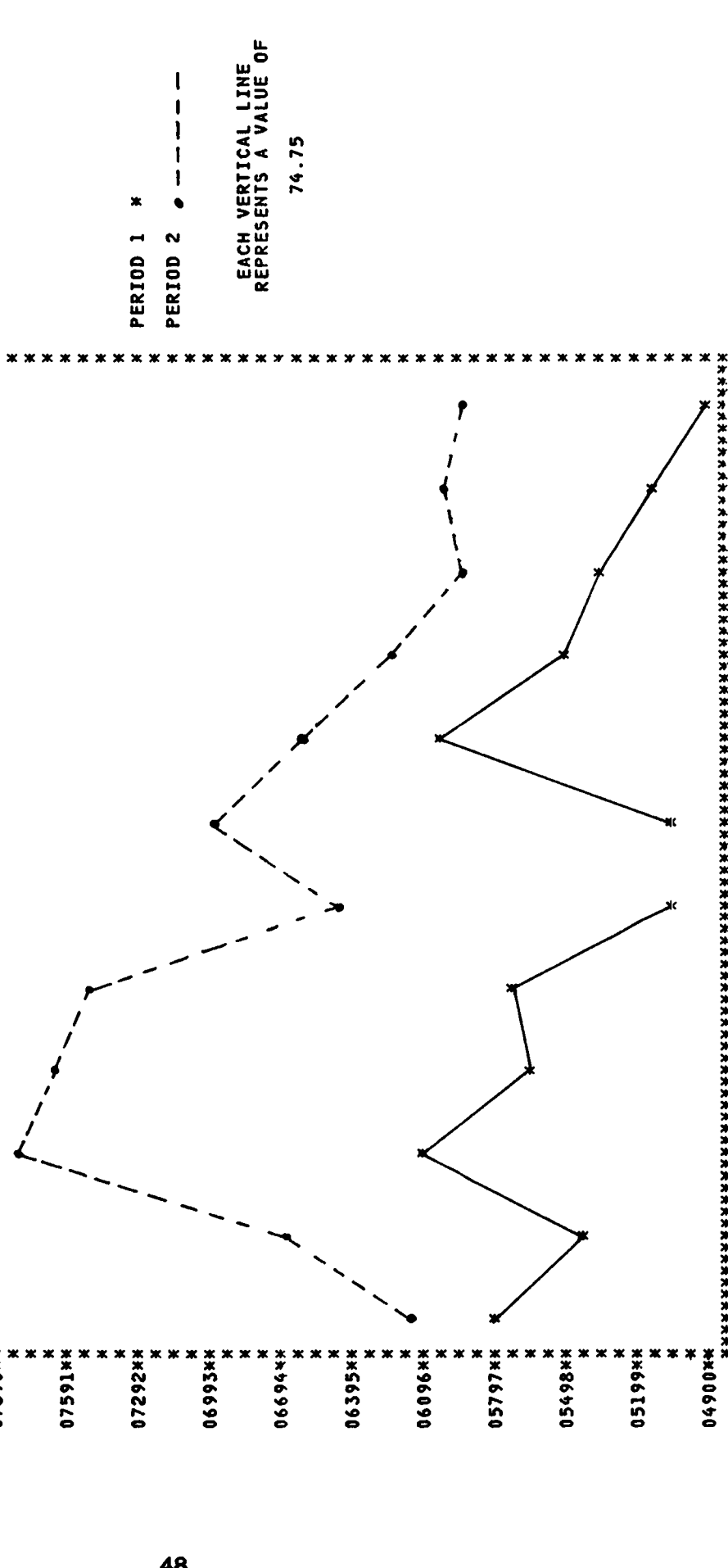
Handled within Department and Released	1,761
Referred to Juvenile Court or Probation Department	3,460
Referred to Welfare Agency	95
Referred to Other Police Agency	60
Referred to Criminal or Adult Court	91
Total	<hr/> 5,467

ARRESTS - PART I AND PART II

January - December 1983, 1982

ARRESTS (PART I AND II)

ARRESTS (PART I AND II)		NUMBER OF ARRESTS BY MONTH												CRIME RATE	AGE CATEGORY		
		JAN	FEB	MAR	APR	MAY	JUN	JUL	AUG	SEP	OCT	NOV	DEC	TOT	(1,000)	ADULT	JUVE
PERIOD 1 83	07890**	5797	5434	6146	5706	5789	5082	5086	6075	5499	5349	5161	4908	66032	33.02	60565	5467
PERIOD 2 82	07591**	6195	6750	7883	7688	7536	6519	7020	6681	6308	5993	6032	5964	80569	41.09	74488	6081
NUMERICAL CHANGE	07292**	398	1316	1737	1982	1747	1437	1934	606	809	644	871	1056	14537	8.07	13923	614
PERCENT CHANGE	06993**	6.4	19.5	22.0	25.8	23.2	22.0	27.5	9.1	12.8	10.7	14.4	17.7	18.0	19.6	18.7	10.1



TOTAL WEST VIRGINIA ARRESTS

January - December 1983, 1982

ARREST CHARGE CLASSIFICATION	1983		1982	
	NUMBER OF ARRESTS	PERCENT DIST. RATE PER 1000	NUMBER OF ARRESTS	PERCENT DIST. RATE PER 1000
*MURDER	111	.17	106	.13
*MANSLAUGHTER	14	.02	14	.02
*FORCIBLE RAPE	157	.24	203	.25
*ROBBERY	351	.53	511	.63
*FELONIOUS ASSAULT	1,091	1.65	978	1.21
*BREAKING AND ENTERING	2,795	4.23	2,785	3.46
*LARCENY-THEFT	6,005	9.09	6,279	7.79
*MOTOR VEHICLE THEFT	648	.98	580	.72
* SUBTOTAL FOR PART I ARRESTS	11,172	16.92	11,456	14.22
* OTHER ASSAULTS	5,663	8.58	4,892	6.07
*ARSON	152	.23	246	.31
*FORGERY AND COUNTERFEITING	810	1.23	662	.82
*FRAUD	5,062	7.67	4,993	6.20
*EMBEZZLEMENT	66	.10	131	.16
*STOLEN PROPERTY: BUYING, REC., POSSESSION	622	.94	608	.75
*VANDALISM	1,562	2.37	1,439	1.79
*WEAPONS: CARRYING, POSSESSION, ETC.	2,669	4.04	2,934	3.64
*PROSTITUTION AND COMMERCIALIZED VICE	92	.14	101	.13
*SEX OFFENSES EXCEPT RAPE AND PROSTITUTION	396	.60	279	.35
*NARCOTIC DRUG LAWS	1,695	2.57	2,322	2.88
*GAMBLING	246	.37	271	.34
*OFFENSES AGAINST FAMILY AND CHILDREN	458	.69	769	.95
*DRIVING UNDER THE INFLUENCE	6,987	10.58	6,661	8.27
*LIQUOR LAWS	489	.74	519	.64
*DRUNKENNESS	12,663	19.18	26,959	33.46
*DISORDERLY CONDUCT	1,968	2.98	2,163	2.68
*VAGRANCY	36	.05	63	.08
*ALL OTHER EXCEPT TRAFFIC	12,675	19.20	12,505	15.52
*CURFEW AND LOITERING LAWS VIOLATIONS	177	.27	216	.27
*RUNAWAYS	372	.56	380	.47
* SUBTOTAL FOR PART II ARRESTS	54,860	83.08	69,113	85.78
* TOTAL FOR PART I AND PART II ARRESTS	66,032	100.00	80,569	100.00

TOTAL ARRESTS BY RACE AND ETHNIC ORIGIN

January - December 1983, 1982

ARREST CHARGE CLASSIFICATION	1983				1982			
	WHITE*	BLACK*	ASIAN*	HISP*	WHITE*	BLACK*	ASIAN*	HISP*
MURDER	95	16*			111*	84*	22*	
MANSLAUGHTER	14				14*	14*		
FORCIBLE RAPE	138	19*			156*	161*	42*	
ROBBERY	257	94*			350*	372*	139*	
FELONIOUS ASSAULT	937	154*			1090*	837*	141*	
BREAKING AND ENTERING	2586	209*			2789*	2489*	296*	
LARCENY-THEFT	5187	811*		7*	5998*	5533*	740*	
MOTOR VEHICLE THEFT	613	35*			648*	558*	21*	
* SUBTOTAL FOR PART I ARRESTS	9827*	1338*		7*	11156*	10048*	1401*	
OTHER ASSAULTS	4944	719*			5656*	4333*	555*	
ARSON	144	8*			152*	233*	13*	
FORGERY AND COUNTERFEITING	750	60*			809*	587*	74*	
FRAUD	4472	590*			5061*	4405*	588*	
EMBEZZLEMENT	59	7*			66*	128*	3*	
STOLEN PROPERTY: BUYING, REC., POSSESSION	535	87*			622*	519*	89*	
VANDALISM	1430	131*		1*	1562*	1316*	123*	
WEAPONS: CARRYING, POSSESSION, ETC.	2550	117*		1*	2663*	2769*	162*	
PROSTITUTION AND COMMERCIALIZED VICE	70	22*			92*	87*	14*	
SEX OFFENSES EXCEPT RAPE AND PROSTITUTION	356	40*			395*	245*	33*	
NARCOTIC DRUG LAWS	1621	73*		1*	1689*	2179*	139*	
GAMBLING AGAINST FAMILY AND CHILDREN	229	17*			246*	246*	25*	
OFFENSES UNDER THE INFLUENCE	412	46*			458*	710*	59*	
DRIVING UNDER THE INFLUENCE	6826	158*		2*	6978*	6489*	169*	
LIQUOR LAWS	456	30*		3*	489*	492*	27*	
DRUNKENNESS	12127	531*		2*	12645*	25935*	961*	
DISORDERLY CONDUCT	1825	143*			1960*	1983*	179*	
VAGRANCY	36				36*	62*	1*	
ALL OTHER EXCEPT TRAFFIC	11684	989*		1*	12663*	11522*	975*	
CURFEW AND LOITERING LAWS VIOLATIONS	161	16*			177*	200*	16*	
RUNAWAYS	365	7*			371*	364*	16*	
* SUBTOTAL FOR PART II ARRESTS	51052*	3791*		8*	54790*	64864*	4221*	
* TOTAL FOR PART I AND PART II ARRESTS	60879*	5129*		8*	65946*	74912*	5622*	

TOTAL ARRESTS BY SEX

January - December 1983, 1982

ARREST CHARGE CLASSIFICATION	1983		1982		PERCENT FEMALE ARRESTS	PERCENT MALE ARRESTS	FEMALE ARRESTS	MALE ARRESTS	PERCENT FEMALE	PERCENT MALE
	MALE ARRESTS	PERCENT MALE	FEMALE ARRESTS	PERCENT FEMALE						
*MURDER	92	82.88	19	17.12	85	80.19	21	19.81	19.81	80.19
*MANSLAUGHTER	11	78.57	3	21.43	12	85.71	2	14.29	14.29	85.71
*FORCIBLE RAPE	157	100.00			196	96.55	7	3.45	3.45	96.55
*ROBBERY	321	91.45	30	8.55	661	90.22	50	9.78	9.78	90.22
*FELONIOUS ASSAULT	948	86.89	143	13.11	891	91.10	87	8.90	8.90	91.10
*BREAKING AND ENTERING	2,687	96.14	108	3.86	2,665	95.69	120	4.31	4.31	95.69
*LARCENY-THEFT	4,458	74.24	1,547	25.76	4,697	74.80	1,582	25.20	25.20	74.80
*MOTOR VEHICLE THEFT	597	92.13	51	7.87	545	93.97	35	6.03	6.03	93.97
* SUBTOTAL FOR PART I ARRESTS	9,271	82.98	1,901	17.02	9,552	83.38	1,904	16.62	16.62	83.38
*OTHER ASSAULTS	4,876	86.10	787	13.90	4,237	86.61	655	13.39	13.39	86.61
*ARSON	128	84.21	24	15.79	212	86.18	34	13.82	13.82	86.18
*FORGERY AND COUNTERFEITING	2,799	61.23	314	38.77	422	63.75	240	36.25	36.25	63.75
*FRAUD	42	55.29	2,263	44.71	2,514	50.35	2,479	49.65	49.65	50.35
*EMBEZZLEMENT	542	63.64	24	36.36	96	73.28	35	26.72	26.72	73.28
*STOLEN PROPERTY: BUYING, REC., POSSESSION	1,419	87.14	80	12.86	545	89.64	63	10.36	10.36	89.64
*VANDALISM	2,538	90.85	143	9.15	1,311	91.10	128	8.90	8.90	91.10
*WEAPONS: CARRYING, POSSESSION, ETC.	42	45.65	131	4.91	2,820	96.11	114	3.89	3.89	96.11
*PROSTITUTION AND COMMERCIALIZED VICE	365	92.17	50	54.35	62	61.39	39	38.61	38.61	61.39
*SEX OFFENSES EXCEPT RAPE AND PROSTITUTION	1,495	88.20	31	7.83	269	96.42	10	3.58	3.58	96.42
*NARCOTIC DRUG LAWS	210	85.37	200	11.80	2,061	88.76	261	11.24	11.24	88.76
*GAMBLING	419	91.48	36	14.63	705	91.68	64	14.02	14.02	91.68
*OFFENSES AGAINST FAMILY AND CHILDREN	6,513	93.22	39	8.52	705	91.68	64	8.32	8.32	91.68
*DRIVING UNDER THE INFLUENCE	432	88.34	474	6.78	6,190	86.32	471	7.07	7.07	86.32
*LIQUOR LAWS	11,824	93.37	839	6.63	448	86.32	71	13.68	13.68	86.32
*DRUNKENNESS	1,654	84.04	314	15.96	1,877	86.78	286	13.22	13.22	86.78
*DISORDERLY CONDUCT	34	94.64	2	5.56	41	65.08	22	34.92	34.92	65.08
*VAGRANCY	10,094	79.64	2,581	20.36	9,906	79.22	2,599	20.78	20.78	79.22
*ALL OTHER EXCEPT TRAFFIC	122	68.93	55	31.07	151	69.91	65	30.09	30.09	69.91
*CURFEW AND LOITERING LAWS VIOLATIONS	187	50.27	185	49.73	155	40.79	225	59.21	59.21	40.79
*RUNAWAYS										
* SUBTOTAL FOR PART II ARRESTS	46,231	84.27	8,629	15.73	59,501	86.09	9,612	13.91	13.91	86.09
* TOTAL FOR PART I AND PART II ARRESTS	55,502	84.05	10,530	15.95	69,053	85.71	11,516	14.29	14.29	85.71

ARRESTS BY AGE

Persons Under 18 Years of Age

January - December 1983, 1982

ARREST CHARGE CLASSIFICATION	UNDER	10	12	13	14	15	16	17	TOTAL	TOTAL	PERCENT
	10	12	14	14	14	16	17	17	1983	1982	CHANGE
MURDER						3	2	3	8	5	60.00
MANSLAUGHTER								1	1	1	.00
FORCIBLE RAPE			2	1		2	9	3	17	22	22.73
ROBBERY				3		14	19	17	53	73	27.40
FELONIOUS ASSAULT											
TRAVELING AND ENTERING		1	2	7		18	21	28	77	60	28.33
LARCENY THEFT		17	87	168		151	207	225	855	932	8.26
AUTO THEFT		34	116	263		177	253	254	1097	1229	10.74
*** SUBTOTAL FOR PART I ARRESTS ***		53	215	481		402	584	588	2323	2525	8.00
OTHER ASSAULTS		8	22	43		45	60	56	234	205	14.15
ARSON		1	2	15		6	6	8	38	63	39.68
FORGERY AND COUNTERFEITING											
FRAUD			1	6		4	26	47	84	78	7.69
EMBEZZLEMENT										2	
STOLEN PROPERTY:BUYING,RECEIVING,POSSESS.			4	14		8	33	24	83	72	15.28
VANDALISM		18	37	76		50	55	78	314	253	24.11
WEAPONS:CARRYING,POSSESSION,ETC.			1	10		15	42	58	126	153	17.65
PROSTITUTION AND COMMERCIALIZED VICE							2		2	4	50.00
SEX OFFENSES (EXCEPT F/RAPE,PROSTITUTION)			6	6		2	3	8	25	45	44.44
DRUG ABUSE VIOLATIONS			1	12		23	23	64	123	191	35.60
GAMBLING										1	
OFFENSES AGAINST FAMILY AND CHILDREN						1	1	2	4	4	.00
DRIVING UNDER THE INFLUENCE		1		1		4	22	49	77	81	4.94
LIQUOR LAWS				1		3	18	18	40	49	18.37
DRUNKENNESS		1	2	37		53	107	202	402	717	43.93
DISORDERLY											
VAGRANCY											
ALL OTHER (EXCEPT TRAFFIC)		10	54	198		170	219	228	879	873	.69
CURFEW AND LOITERING LAW VIOLATIONS		5	8	40		63	42	19	177	216	18.06
RUNAWAYS		5	12	125		90	76	64	372	380	2.11
*** SUBTOTAL FOR PART II ARRESTS ***		49	158	603		565	782	987	3144	3556	11.59
*** TOTAL PART I,II ARRESTS ***		102	373	1084		967	1366	1575	5467	6081	10.10

NARCOTIC DRUG LAW ARRESTS

Persons Under 18 Years of Age

January - December 1983, 1982

ARREST CHARGE CLASSIFICATION	UNDER	10	12	13	14	15	16	17	TOTAL	TOTAL	PERCENT
	10	12	14	14	14	16	17	17	1983	1982	CHANGE
OPIMUM,COCAINE AND THEIR DERIVATIVES											
MARIJUANA			1	3		2	1	12	19	53	64.15
SYNTHETIC NARCOTICS-MANUFACTURED						3	1	3	7		
OTHER DANGEROUS NON-NARCOTIC DRUGS						1		1	2	2	.00
*** SALE AND MANUFACTURING SUBTOTAL ***			1	3		6	2	16	28	55	49.09
OPIMUM,COCAINE AND THEIR DERIVATIVES								1	1		
MARIJUANA				7		17	21	42	87	134	35.07
SYNTHETIC NARCOTICS-MANUFACTURED					2			3	5	2	150.00
OTHER DANGEROUS NON-NARCOTIC DRUGS								2	2		
*** DRUG POSSESSION SUBTOTAL ***						9	17	21	48	95	30.15
*** DRUG ABUSE VIOLATIONS TOTAL ***			1	12		23	23	64	123	191	35.60

LAW ENFORCEMENT EMPLOYEE DATA

POLICE EMPLOYEE DATA

1983

The Uniform Crime Reporting Program in West Virginia incorporates the collection of pertinent data relating to the police of the state. Information regarding police employee strength, distributions, assaults against law enforcement officers and circumstances surrounding the killing of police officers are discussed in this section.

This information is submitted by county, municipal and state law enforcement agencies and compiled on an annual basis. Specific information concerning the number of law enforcement employees reflect the status as of October 31, 1983, and is limited to municipal, county and state law enforcement agencies currently reporting to the West Virginia UCR Program.

A total of 3,925 full-time law enforcement employees was reported by the agencies, of which 2,887 were sworn personnel. This is a rate of 2.0 employees for each 1,000 inhabitants of the state and a rate of 1.5 officers for each 1,000 inhabitants.

The determination of police strength for any given area or municipality should be a subject for serious consideration. Such consideration, however, should be based on the numerous factors which create the need for police services. Some of these factors, discussed elsewhere in this publication relate to size, density of population, geographic location, character, and proximity to metropolitan areas. The information in this section relates to reported police employee strength and should not be interpreted as recommended strength for any given municipality. Such determinations should be made after objectively evaluating the need for police services based on the above factors.

The personnel of each law enforcement agency differ as to the demands and responsibilities placed before them. Many police officers are fully occupied with clerical tasks and are not free to perform active police duties. This current upward trend in police agencies to perform clerical duties is in line with the thinking of many police administrators who recommend the use of civilians in this capacity, thus freeing the sworn personnel for actual police related service. There were 874 civilians included in the total full-time law enforcement employees for West Virginia.

Municipal police departments reported a total of 1,778 employees, of which 1,463 were sworn officers. This is a rate of 2.3 sworn officers for each 1,000 inhabitants (urban population only).

West Virginia's 55 county sheriffs departments reported a total of 1,180 employees, of which 770 were sworn officers. This is a rate of 0.6 sworn officers for each 1,000 inhabitants (rural population only).

In an attempt at comparisons of employment levels of individual sheriff's departments with other agencies, consideration must be given to certain functions that are particular to a sheriff's department. The functions of county sheriffs departments vary widely throughout the state. The operation of one sheriff's department may be limited exclusively to civil areas and the administration of the county jail, or they may be actively involved in criminal matters throughout the county. These functions are usually performed by sworn officers, thereby presenting a misleading picture of the actual enforcement strength of the department.

The Department of Natural Resources reported a total of 117 employees in their Law Enforcement Division, of which 109 were sworn officers. This is a rate of 0.1 sworn officers for each 1,000 inhabitants (rural population only).

The West Virginia State Police reported a total of 850 employees, of which 545 were sworn officers. This is a rate of 0.5 sworn officers for each 1,000 inhabitants (rural population only).

LAW ENFORCEMENT EMPLOYEE DATA 1983

AGENCY	POLICE			CIVILIAN			TOTAL
	MALE	FEMALE	TOTAL	MALE	FEMALE	TOTAL	
COUNTY SHERIFFS	707	63	770	212	198	410	1,180
CITY POLICE DEPARTMENTS	1,412	51	1,463	108	207	315	1,778
DEPARTMENT OF NATURAL RESOURCES	106	3	109	0	8	8	117
STATE POLICE	536	9	545	100	205	305	850
TOTAL NUMBER OF LAW ENFORCEMENT EMPLOYEES							3,925

LAW ENFORCEMENT OFFICERS KILLED AND ASSAULTED 1983

The killing of a police officer has an effect on society which reaches far beyond the overt act. Such occurrences constitute an immediate threat to the well being of the community and a serious breach of the internal security of the country. Today, a young man who considers a career in law enforcement must also consider the very strong possibility of being killed or assaulted by a member of the very same society he is sworn to protect. This deplorable situation should be a subject of serious public concern, for in truth, an attack on a police officer is an attack on society. The violence directed against law enforcement officers acting in the line of duty is clearly demonstrated by the following summary information:

There were no police officers killed in the line of duty in 1983.

A total of 265 Assaults on Law Enforcement Officers were reported in 1983, of which 50, or 18.9 percent resulted in personal injury to the officer.

For every 1000 arrests, there were 4.0 Assaults, and for each 100 sworn officers there were 9.6 Assaults.

Personal weapons (hands, fists, feet, etc.) were used in 227 of the Assaults.

A total of 258 of the Assaults were cleared, a clearance rate of 97.4 percent.

POLICE OFFICERS ASSAULTED SUMMARY INFORMATION

January - December 1983, 1982

IDENTIFIER	POPULATION	INDEX PER 1000 POP	TOTAL	TYPE OF FIREARM	WEAPON INST	CUTTING INST	OTHER WEAPONS	HANDS FIST ETC	TIME OF ASSAULT AM	PM	INJURY	NO INJURY	ASSAULT CLEARED
***** WEST VIRGINIA TOTAL	83 1,965,000	.13	265	18	8	12	227	87	178	70	195	258	
***** CHANGE	82 1,948,000	.11	218	10	4	11	193	105	113	61	157	212	
***** RURAL	83 1,188,136	.04	57	9	3	1	44	15	42	27	30	57	
***** CHANGE	82 1,177,668	.02	30	5	0	5	20	8	22	14	16	29	
***** SHERIFF'S	83		28	2	1	0	25	7	21	11	17	28	
***** CHANGE	82		21	1	0	4	16	5	16	10	11	20	
***** STATE POLICE	83		29	7	2	1	19	8	21	16	13	29	
***** CHANGE	82		9	4	0	1	4	3	6	4	5	9	
***** MUNICIPAL	83 776,864	.26	208	9	5	11	183	72	136	43	165	201	
***** CHANGE	82 770,332	.24	188	5	4	6	173	97	91	47	141	183	
*****	6,532+	.02+	20	4+	1+	5+	10+	25-	45+	4-	24+	18+	

ANALYSIS OF ASSAULTS ON LAW ENFORCEMENT OFFICERS, 1983

OFFICERS KILLED

Number of your law enforcement officers killed in the line of duty this month.

By felonious act _____

0

By accident or negligence _____

Officers Assaulted (Do not include officers killed) See UCR Guide Manual for complete instructions.

TYPE OF ACTIVITY	TYPE OF WEAPON					TYPE OF ASSIGNMENT						POLICE ASSAULT CLEARED (M)	
	TOTAL ASSAULTS BY WEAPON (A)	FIREARM (B)	KNIFE OR OTHER CUTTING INSTRUMENT (C)	OTHER DANGEROUS WEAPON (D)	HANDS, FISTS, FEET, ETC (E)	ONE-MAN VEHICLE		DETECTIVE OR SPECIAL ASSIGN		OTHER			
						ALONE (G)	ASSISTED (H)	ALONE (I)	ASSISTED (J)	ALONE (K)	ASSISTED (L)		
1 RESPONDING TO "DISTURBANCE" CALLS (FAMILY QUARRELS, MAN WITH GUN, ETC)	69	6	2	4	57	27	8	34					69
2 BURGLARIES IN PROGRESS OR PURSUING BURGLARY SUSPECTS	2				2			2					2
3 ROBBERIES IN PROGRESS OR PURSUING ROBBERY SUSPECTS	1				1		1						1
4 ATTEMPTING OTHER ARRESTS	99	2	3	4	90	25	24	44		2	2	2	98
5 CIVIL DISORDER (RIOT, MASS DISOBEDIENCE)	1				1			1					1
6 HANDLING, TRANSPORTING, CUSTODY OF PRISONERS	29				29	7	4	5		4	1	8	29
7 INVESTIGATING SUSPICIOUS PERSONS OR CIRCUMSTANCES	5	1	1		3		5						5
8 AMBUSH-NO WARNING													
9 MENTALLY DERANGED	9	5		1	3	6		1			1	1	9
10 TRAFFIC PURSUITS AND STOPS	28	1		2	25	16	7	4			1		28
11 ALL OTHER	22	3	2	1	16	3	6	1		2	6	4	22
12 TOTAL (1-11)	265	18	8	12	227	84	55	92		8	11	15	258
13 NUMBER WITH PERSONAL INJURY	70	7	6	7	50								
14 NUMBER WITHOUT PERSONAL INJURY	195	11	2	5	177								
15 TIME OF ASSAULTS	AM	40	14	10	6	11	6						
	PM	27	16	18	23	41	53						
		12:01	2:00	4:00	6:00	8:00	10:00	12:00					

DO NOT USE THIS SPACE

INITIALS

RECORDED _____

REVIEWED _____

PUNCHED _____

VERIFIED _____

ADJUSTED _____

MONTH AND YEAR

PREPARED BY

TITLE

AGENCY

STATE

CHIEF, SHERIFF, COMMISSIONER, SUPERINTENDENT

W. VA. UCR FORM 60
REVISED 12/78

White Copy- West Virginia UCR
Yellow Copy- Contributor

**WEST VIRGINIA
OFFENSE DATA
COUNTY-STATE-MUNICIPAL — DNR**

The computer generated output tables contained within this section were designed to facilitate quick reference of statistical crime information relative to the different reporting areas of the State of West Virginia. The data contained in each of the series of reports will be detailed on a page preceding each listing.

Each of the three reports are listed in county name sequence. Within each county, information is further detailed to show the activity experienced by reporting area, agency type and contributor. The general identifying descriptions which indicate the reporting areas are listed and defined as follows:

(Name) County Total—This line indicates the total activity of all reporting agencies within the indicated county. It may be expressed mathematically as:

County Total = Municipal + State Police + Sheriff + Department of Natural Resources
or
County Total = Municipal + Rural

Rural—This line indicates the total activity that was reported by rural law enforcement agencies within the indicated reporting area. It may be expressed mathematically as:

Rural = State + Sheriff + Department of Natural Resources

Sheriff—This line indicates the total activity reported by sheriff's offices within the indicated reporting area.

State Police—This line indicates the total activity reported by all State Police Detachments within the indicated reporting area. It may be expressed mathematically as:

State Police = State Police Detachment 1 + SPD2 + SPD3 +

Department of Natural Resources—For purposes of these computer generated reports, activity for the Department of Natural Resources is included with activity for the Sheriff's offices. A separate summary of DNR activity for each district appears in a later section of this report.

MUNICIPAL—This line indicates the total activity reported by all municipal law enforcement agencies within the indicated reporting area. It may be expressed mathematically as:

Municipal = Municipality 1 + M2 + M3 +

(City Name) Police Department—This line indicates the total activity reported by the individually specific police department.

For comparative purposes, each reporting agency or area identified on the report details the activity experienced for the calendar year of 1983 and 1982 respectively. Also, the numerical difference and the percent change between the two years has been calculated and displayed on separate lines. All amounts are signed with a plus (+) or minus (-) sign to indicate whether the quantity has increased or decreased from 1982 to 1983. An asterisk (*) appearing on the percent change line indicates that due to no activity being reported for either 1983 or 1982, calculation of percent change was impossible.

It should be noted that statistics gathered under the Uniform Crime Reporting Program are submitted by the law enforcement agencies of West Virginia and project a state-wide view of crime. Awareness of the presence of certain crime factors, which may influence the resulting volume and type of statistics presented, is necessary if fair and equitable conclusions are to be drawn. These crime influencing factors are present, to some degree, in every community and their presence affects, in varying degrees, the crime experience of that community. Attempts at comparison of crime figures between communities should not be made without first considering the individual factors present in each community.

CRIME INDEX REPORT

The tabulations in this section indicate the volume and distribution of crime in West Virginia on the basis of a crime rate.

The Uniform Crime Reporting Program utilizes eight crime classifications to establish a rate to measure the trend and distribution of crime. The number of actual offenses of murder, forcible rape, robbery, felonious assault, burglary, larceny and motor vehicle theft are reflected in this report. The number of actual offenses of manslaughter and assaults (not aggravated) are not index offenses, thus counts of these offenses are not considered in this report. Arson, the eighth Crime Index Offense, is examined in a separate section.

Each heading contained in this report is defined below.

Population—Estimated population of the indicated reporting area. This information, representative of the year 1983, was provided through the assistance of the Federal Bureau of Investigation and the United States Bureau of Census.

Total Offenses—This is the sum total of the seven Index Offenses.

Total Cleared—The sum total of the seven Index Offense cleared.

Percent Cleared—The percentage of Index Offenses cleared by arrest or exceptional clearance.

The mathematical formula may be expressed as follows:

$$\text{Percent Cleared} = \frac{\text{Total Index Offenses Cleared}}{\text{Total Actual Index Offenses Reported}} \times 100$$

Crime Rate—This is sometimes referred to as a victim risk rate and is representative of the number of Index Offenses per 1,000 population.

Example - A crime rate of 10.00 would imply that 10.00 persons of each 1,000 population were the victim of an Index Offense.

The mathematical formula for calculating the crime rate of any reporting area may be expressed as follows:

$$\text{Crime Rate} = \frac{1,000}{\text{Area Population}} = \text{Reciprocal}^* \times \text{Total Actual Offenses}$$

$$\text{Crime Rate} = \frac{\text{Total Actual Offenses}}{\text{Area Population}} \times 1,000$$

*Reciprocals developed to five (5) decimal places.

The remaining columns of the report indicate the number of actual Index Offenses reported by category.

A separate section is provided to summarize offense and arrest data for the Department of Natural Resources on a District basis. This section is provided because Department of Natural Resources data is included in the category of Sheriff on the proceeding computer printed pages.

PAGE 1
WEST VIRGINIA U C R CRIME INDEX REPORT

IDENTIFIER	POPULATION	CRIME RATE	TOTAL OFFEN	TOTAL CLEARED	PERCENT CLEARED	MURDER	RAPE	ROBBERY	FEL ASHLT	BREAK ENTER	LARCENY THEFT	M/V THEFT
MEST VIRGINIA TOTAL	1,965,000	23.20	46414	11130	23.97	94	259	858	2113	13160	26427	3503
NUMERICAL CHANGE	1,948,000	24.59	48231	12023	24.92	103	301	965	2018	13802	27503	3539
PERCENT CHANGE	.9+	5.7-	3.8-	7.4-	3.8-	8.7-	14.0-	11.1-	4.7+	7.7-	3.9-	1.0-
RURAL	1,188,136	13.53	16116	4148	25.73	67	141	162	881	5869	7311	1685
NUMERICAL CHANGE	1,177,668	13.97	16633	4698	28.24	75	146	219	881	6170	7413	1729
PERCENT CHANGE	.9+	3.1-	3.1-	11.7-	8.9-	10.7-	3.4-	26.0-	.0	50.1-	102-	44-
SHERIFF'S	83	7992	1853	23.18	15	45	64	510	510	2682	3997	679
NUMERICAL CHANGE	82	8148	2323	28.51	22	73	89	524	524	2868	3963	609
PERCENT CHANGE	.9+	1.9-	4.3-	20.2-	18.7-	31.8-	28.1-	2.7-	14-	186-	34+	70+
STATE POLICE	83	8124	2295	28.24	52	96	98	371	371	3187	3314	1006
NUMERICAL CHANGE	82	8485	2375	27.99	53	73	130	357	357	3302	3450	1120
PERCENT CHANGE	.8+	4.3-	3.4-	.9+	1.9-	31.5+	24.6-	3.9+	14+	115-	136-	114-
MUNICIPAL	776,864	38.78	30298	6982	23.04	27	118	696	1232	7291	19116	1818
NUMERICAL CHANGE	770,332	40.76	31598	7325	23.18	28	155	746	1137	7632	20090	1810
PERCENT CHANGE	.8+	4.9-	4.1-	4.7-	.6-	3.6-	23.9-	6.7-	95+	341-	974-	8+
BARBOUR CTY TOTAL	16,916	13.29	225	45	20.00	0	0	1	14	87	108	15
NUMERICAL CHANGE	16,771	14.12	237	63	26.58	1	3	5	15	.00	100	13
PERCENT CHANGE	.9+	8.3-	12-	18-	6.58-	1	3-	4-	1-	13-	8+	2+
RURAL	11,599	14.31	166	34	20.48	0	0	1	11	74	72	8
NUMERICAL CHANGE	11,499	12.78	147	28	19.04	1	3	5	9	74	44	11
PERCENT CHANGE	.9+	12.0+	12.9+	21.4+	7.6+	1-	3-	4-	2+	0	28+	3-
SHERIFF	83	78	17	21.79	0	0	0	0	2	31	43	2
NUMERICAL CHANGE	82	56	6	10.71	1	0	3	3	1	27	21	3
PERCENT CHANGE	39.3+	11+	11+	11.08+	1-	0	0	3-	1+	4+	22+	1-
STATE POLICE	83	88	17	19.31	0	0	1	1	9	43	29	6
NUMERICAL CHANGE	82	91	22	24.17	0	3	2	8	8	47	23	8
PERCENT CHANGE	3.3-	3.3-	22.7-	20.1-	0	3-	1-	1+	1+	6-	6+	2-
MUNICIPAL	5,317	11.09	11	18.64	0	0	0	0	3	13	36	7
NUMERICAL CHANGE	5,272	17.07	90	38.88	0	0	0	0	6	26	56	2
PERCENT CHANGE	.9+	5.98-	31-	20.24-	0	0	0	0	3-	13-	20-	5+
		35.0-	34.4-	68.6-	52.1-				50.0-	50.0-	35.7-	250.0+

PAGE 2
WEST VIRGINIA U C R CRIME INDEX REPORT

IDENTIFIER	POPULATION	CRIME RATE	TOTAL OFFEN	TOTAL CLEARED	PERCENT CLEARED	MURDER	RAPE	ROBBERY	FEL ASHLT	BREAK ENTER	LARCENY THEFT	M/V THEFT
BELINGTON PD	2,063	2.42	5	2	40.00	0	0	0	1	1	3	0
NUMERICAL CHANGE	2,046	20.03	41	18	43.90	0	0	0	6	10	23	2
PERCENT CHANGE	17+	17.61-	36-	16-	3.90-	0	0	0	83.3-	90.0-	87.0-	* 2-
	.8+	87.9-	87.8-	88.9-	8.9-							* *
PHILIPPI PD	3,254	16.59	54	9	16.66	0	0	0	2	12	33	7
NUMERICAL CHANGE	3,226	15.18	49	17	34.69	0	0	0	0	16	33	0
PERCENT CHANGE	28+	1.41+	5+	8-	18.03-	0	0	0	2+	4-	0	7+
	.9+	9.3+	10.2+	47.1-	52.0-				*	25.0-	.0	* *
BERKELEY CTY TOTAL	47,676	31.87	1520	290	19.07	2	8	32	37	437	914	90
NUMERICAL CHANGE	47,264	34.36	1625	272	16.73	1	8	27	32	411	1029	117
PERCENT CHANGE	412+	2.49-	18+	18+	2.34+	1+	0	5+	5+	26+	115-	27-
	.9+	7.2-	6.5-	6.6+	14.0+	100.0+	.0	18.5+	15.6+	6.3+	11.2-	23.1-
RURAL	34,369	22.54	775	123	15.87	1	7	6	28	288	393	52
NUMERICAL CHANGE	34,072	22.56	769	100	13.00	1	3	12	22	274	402	55
PERCENT CHANGE	.9+	.02-	6+	23+	2.87+	0	4+	6-	6+	14+	9-	3-
	.9+	.1-	.8+	23.0+	22.1+	.0	133.3+	50.0-	27.3+	5.1+	2.2-	5.5-
SHERIFF	451	12.41	56	12	12.41	1	1	2	11	151	271	14
NUMERICAL CHANGE	345	6.66	23	5	6.66	0	0	1	5	112	221	6
PERCENT CHANGE	106+	5.75+	33+	6+	5.75+	1+	1+	1+	6+	39+	50+	8+
	30.7+	143.5+	86.3+		86.3+	*	* 100.0+	120.0+	120.0+	34.8+	22.6+	133.3+
STATE POLICE	324	20.67	67	20	20.67	0	6	4	17	137	122	38
NUMERICAL CHANGE	424	18.16	77	18	18.16	1	3	11	17	162	181	49
PERCENT CHANGE	100-	2.51+	10-	5-	2.51+	1-	3+	7-	0	25-	59-	11-
	23.6-	13.0-	13.0-	2.9-	13.8+	*	100.0+	63.6-	.0	15.4-	32.6-	22.4-
MUNICIPAL	13,307	55.97	745	167	22.41	1	1	26	9	149	521	38
NUMERICAL CHANGE	13,192	64.88	856	172	20.09	0	5	15	10	137	627	62
PERCENT CHANGE	115+	8.91-	111-	5-	2.32+	1+	4-	11+	1-	12+	106-	24-
	.9+	13.7-	13.0-	2.9-	11.5+	*	80.0-	73.3+	10.0-	8.8+	16.9-	38.7-
MARTINSBURG PD	13,307	55.97	745	167	22.41	1	1	26	9	149	521	38
NUMERICAL CHANGE	13,192	64.88	856	172	20.09	0	5	15	10	137	627	62
PERCENT CHANGE	115+	8.91-	111-	5-	2.32+	1+	4-	11+	1-	12+	106-	24-
	.9+	13.7-	13.0-	2.9-	11.5+	*	80.0-	73.3+	10.0-	8.8+	16.9-	38.7-
BOONE CTY TOTAL	30,770	14.06	433	68	15.70	1	3	3	15	176	162	73
NUMERICAL CHANGE	30,505	11.60	354	47	13.27	2	1	4	18	119	153	57
PERCENT CHANGE	265+	2.46+	79+	21+	2.43+	1-	1-	1-	3-	57+	9+	16+
	.9+	21.2+	22.3+	44.7+	18.3+	50.0-	200.0+	25.0-	16.7-	47.9+	5.9+	28.1+
RURAL	26,053	13.01	339	58	17.10	1	3	2	13	154	100	66
NUMERICAL CHANGE	25,828	10.91	282	42	14.89	2	1	3	17	104	107	48
PERCENT CHANGE	225+	2.10+	57+	16+	2.21+	1-	2+	1-	4-	50+	7-	18+
	.9+	19.2+	20.2+	38.1+	14.8+	50.0-	200.0+	33.3-	23.5-	48.1+	6.5-	37.5+

PAGE 3
WEST VIRGINIA U C R CRIME INDEX REPORT

IDENTIFIER	POPULATION	CRIME RATE	TOTAL OFFEN	TOTAL CLEARED	PERCENT CLEARED	MURDER	RAPE	ROBBERY	FEL ASHLT	BREAK ENTER	LARCENY THEFT	M/V THEFT
SHERIFF	208	3.36	7	3.36	0	3	2	7	76	77	43	
NUMERICAL CHANGE	157	.00	0	.00	1	0	1	8	49	70	28	
PERCENT CHANGE	51+	3.36+	7+	3.36+	1-	3+	1+	1-	27+	10.0+	15+	
	32.5+	*	*	*	*	*	100.0+	12.5-	55.1+	10.0+	53.6+	
STATE POLICE	131	38.93	51	38.93	1	0	0	6	78	23	23	
NUMERICAL CHANGE	125	33.60	42	33.60	1	1	2	9	55	37	20	
PERCENT CHANGE	6+	5.33+	9+	5.33+	0	1-	2-	3-	23+	14-	3+	
	4.8+	15.9+	21.4+	15.9+	.0	*	*	33.3-	41.8+	37.8-	15.0+	
MUNICIPAL	4,717	19.92	10	10.63	0	0	1	2	22	62	7	
NUMERICAL CHANGE	4,677	15.39	5	6.94	0	0	1	1	15	46	9	
PERCENT CHANGE	40+	4.53+	5+	3.69+	0	0	0	1+	7+	16+	2-	
	.9+	29.4+	100.0+	53.2+	0	.0	.0	100.0+	46.7+	34.8+	22.2-	
MADISON PD	3,266	22.96	3	4.00	0	0	0	0	14	56	5	
NUMERICAL CHANGE	3,238	16.67	0	.00	0	0	0	0	8	38	8	
PERCENT CHANGE	28+	6.29+	3+	4.00+	0	0	0	0	6+	18+	3-	
	.9+	37.7+	38.9+	*	*	*	*	75.0+	47.4+	37.5-		
WHITESVILLE PD	712	8.42	6	.00	0	0	0	0	4	2	0	
NUMERICAL CHANGE	706	15.58	4	36.36-	0	0	0	1	4	5	1-	
PERCENT CHANGE	6+	7.16-	4-	36.36-	0	0	0	1-	0	3-	1-	
	.8+	46.0-	45.5-	*	*	*	*	*	.0	60.0-	*	
DANVILLE PD	739	17.59	13	53.84	0	0	1	2	4	4	2	
NUMERICAL CHANGE	733	9.54	7	14.28	0	0	1	0	3	3	0	
PERCENT CHANGE	6+	8.05+	6+	39.56+	0	0	0	2+	1+	1+	2+	
	.8+	84.4+	600.0+	277.0+	0	.0	.0	*	33.3+	33.3+	*	
BRAXTON CTY TOTAL	14,124	8.49	16	13.33	0	0	1	3	55	54	7	
NUMERICAL CHANGE	14,004	7.28	36	35.29	3	0	1	5	40	38	15	
PERCENT CHANGE	120+	1.21+	20-	21.96-	3-	0	0	2-	15+	16+	8-	
	.9+	16.6+	55.6-	62.2-	*	*	.0	40.0-	37.5+	42.1+	53.3-	
RURAL	11,140	9.87	15	13.63	0	0	1	3	49	50	7	
NUMERICAL CHANGE	11,064	7.69	30	35.29	3	0	1	5	28	35	13	
PERCENT CHANGE	96+	2.18+	15-	21.66-	3-	0	0	2-	21+	15+	6-	
	.9+	28.3+	50.0-	61.4-	*	.0	.0	40.0-	75.0+	42.9+	46.2-	
SHERIFF	74	13.51	10	13.51	0	0	1	0	37	32	4	
NUMERICAL CHANGE	45	26.66	12	26.66	1	0	1	1	20	14	8	
PERCENT CHANGE	29+	13.15-	2-	13.15-	1-	0	0	1-	17+	18+	4-	
	64.4+	16.7-	49.3-	*	*	.0	.0	*	85.0+	128.6+	50.0-	
STATE POLICE	36	13.88	5	13.88	0	0	0	3	12	18	3	
NUMERICAL CHANGE	40	45.00	18	45.00	2	0	0	4	8	21	5	
PERCENT CHANGE	4-	31.12-	13-	31.12-	2-	0	0	1-	4+	3-	2-	
	10.0-	72.2-	69.2-	*	*	25.0-	14.3-	50.0+	14.3-	40.0-		

PAGE 4
WEST VIRGINIA U C R CRIME INDEX REPORT

IDENTIFIER	POPULATION	CRIME RATE	TOTAL OFFEN	TOTAL CLEARED	PERCENT CLEARED	MURDER	RAPE	ROBBERY	FEL ASHLT	BREAK ENTER	LARCENY THEFT	M/V THEFT
MUNICIPAL	2,984	3.35	10	1	10.00	0	0	0	0	6	4	0
NUMERICAL CHANGE	2,960	5.74	17	6	35.29	0	0	0	0	12	3	2-
PERCENT CHANGE	24+	2.39-	7-	5-	25.29-	0	0	0	0	6-	1+	2-
	.8+	41.6-	41.2-	83.3-	71.7-					50.0-	33.3+	*
GASSAWAY PD	1,245	.80	1	1	100.00	0	0	0	0	0	1	0
NUMERICAL CHANGE	1,235	4.85	6	1	16.66	0	0	0	0	4	1	1
PERCENT CHANGE	10+	4.05-	5-	0	83.34+	0	0	0	0	4-	0	1-
	.8+	83.5-	83.3-	.0	500.2+					*	.0	*
SUTTON PD	1,195	5.02	6	0	.00	0	0	0	0	6	0	0
NUMERICAL CHANGE	1,185	4.21	5	2	40.00	0	0	0	0	3	1	1
PERCENT CHANGE	10+	.81+	1+	2-	40.00-	0	0	0	0	3+	1-	1-
	.8+	19.2+	20.0+	*						100.0+	*	*
BURNSVILLE PD	544	5.51	3	0	.00	0	0	0	0	0	3	0
NUMERICAL CHANGE	540	11.11	6	3	50.00	0	0	0	0	5	1	0
PERCENT CHANGE	4+	5.60-	3-	3-	50.00-	0	0	0	0	5-	2+	0
	.7+	50.4-	50.0-	*						*	200.0+	

OT BROOKE CTY	26,304	16.34	430	29	6.74	0	4	3	5	95	295	28
NUMERICAL CHANGE	26,079	19.24	502	23	4.58	2	1	5	4	144	320	26
PERCENT CHANGE	.9+	2.90-	72-	6+	2.16+	2-	3+	2-	1+	49-	25-	2+
	.9+	15.1-	14.3-	26.1+	47.2+	*	300.0+	40.0-	25.0+	34.0-	7.8-	7.7+

RURAL	16,873	15.70	265	16	6.03	0	4	3	2	65	168	23
NUMERICAL CHANGE	16,727	18.17	304	8	2.63	1	1	2	3	100	180	17
PERCENT CHANGE	146+	2.47-	39-	8+	3.60+	1-	3+	1+	1-	35-	12-	6+
	.9+	13.6-	12.8-	100.0+	129.3+	*	300.0+	50.0+	33.3-	35.0-	6.7-	35.3+
SHERIFF	83											
NUMERICAL CHANGE	82	253	13	3	5.13	0	3	2	2	59	166	21
PERCENT CHANGE		294	8	2	2.72	0	0	0	3	93	180	15
		41-	5+	2-	2.41+	1-	3+	0	1-	34-	14-	6+
		13.9-	62.5+	88.6+		*	*	.0	33.3-	36.6-	7.8-	40.0+
STATE POLICE	83											
NUMERICAL CHANGE	82	12	3	3	25.00	0	1	1	0	6	2	2
PERCENT CHANGE		10	0	0	.00	0	1	0	0	7	0	2
		2+	3+	25.00+		0	0	1+	0	1-	2+	0
		20.0+	*	*			.0	*	0	14.3-	*	.0
MUNICIPAL	9,431	17.49	165	13	7.87	0	0	0	3	30	127	5
NUMERICAL CHANGE	9,352	21.17	198	15	7.57	1	0	3	3	44	140	9
PERCENT CHANGE	79+	3.68-	33-	2-	.50+	1-	0	3-	2+	14-	13-	4-
	.8+	17.4-	16.7-	13.3-	4.0+	*	*	*	200.0+	32.8-	9.3-	44.4-
FOLLANSBEE PD	4,024	14.91	60	0	.00	0	0	0	0	7	52	1
NUMERICAL CHANGE	3,990	16.29	65	0	.00	0	0	0	0	20	44	1
PERCENT CHANGE	34+	1.38-	5-	0	.00	0	0	0	0	13-	8+	0
	.9+	8.5-	7.7-							65.0-	18.2+	.0

PAGE 5
WEST VIRGINIA U C R CRIME INDEX REPORT

IDENTIFIER	POPULATION	CRIME RATE	TOTAL OFFEN	TOTAL CLEARED	PERCENT CLEARED	MURDER	RAPE	ROBBERY	FEL ASHLT	BREAK ENTER	LARCENY THEFT	M/V THEFT
WELLSBURG PD	4,041	25.98	105	13	12.38	0	0	0	3	23	75	4
NUMERICAL CHANGE	4,007	33.19	133	15	11.27	1	0	3	1	24	96	8
PERCENT CHANGE	.34+	7.21-	28-	2-	1.11+	1-	0	3-	2+	1-	21-	4-
	.8+	21.7-	21.1-	13.3-	9.8+	*	*	*	200.0+	4.2-	21.9-	50.0-
BETHANY PD	1,366	.00	0	0	.00	0	0	0	0	0	0	0
NUMERICAL CHANGE	1,355	.00	0	0	.00	0	0	0	0	0	0	0
PERCENT CHANGE	.11+	.00	0	0	.00	0	0	0	0	0	0	0
	.8+											
CABELL CITY	113,278	60.30	6837	1996	29.19	8	39	203	411	1704	4031	441
NUMERICAL CHANGE	112,302	56.39	6337	2325	36.68	2	48	141	379	1564	3852	351
PERCENT CHANGE	.9+	3.91+	500+	329-	7.49-	6+	9-	62+	32+	140+	179+	90+
	.9+	6.9+	7.9+	14.2-	20.4-	300.0+	18.8-	44.0+	8.4+	9.0+	4.6+	25.6+
RURAL	41,344	29.01	1200	498	41.50	1	13	9	116	350	611	100
NUMERICAL CHANGE	40,970	34.37	1409	759	53.86	0	15	25	121	398	776	74
PERCENT CHANGE	.9+	5.36-	209-	261-	12.36-	1+	2-	16-	5-	48-	165-	26+
		15.6-	14.8-	34.4-	22.9-	*	13.3-	64.0-	4.1-	12.1-	21.3-	35.1+
SHERIFF	83	931	433	65	46.50	0	8	4	98	256	508	57
NUMERICAL CHANGE	82	1113	680	79	61.09	0	13	12	102	307	633	46
PERCENT CHANGE		182-	247-	14-	14.59-	0	5-	8-	4-	51-	125-	11+
		16.4-	36.3-	17.7-	23.9-		38.5-	66.7-	3.9-	16.6-	19.7-	23.9+
STATE POLICE	83	269	65	26	26.16	1	5	5	18	94	103	43
NUMERICAL CHANGE	82	296	79	14	26.68	0	2	13	19	91	143	28
PERCENT CHANGE		27-	14-	14-	2.52-	1+	3+	8-	1-	3+	40-	15+
		9.1-	17.7-	17.7-	9.4-	*	150.0+	61.5-	5.3-	3.3+	28.0-	53.6+
MUNICIPAL	83	78.35	5637	1498	26.57	7	26	194	295	1354	3420	341
NUMERICAL CHANGE	82	69.04	4928	1566	31.77	2	33	116	258	1166	3076	277
PERCENT CHANGE		9.31+	709+	68-	5.20-	5+	7-	78+	37+	188+	344+	64+
		13.5+	14.4+	4.3-	16.4-	250.0+	21.2-	67.2+	14.3+	16.1+	11.2+	23.1+
BARBOURSVILLE PD	83	120.45	348	92	26.43	0	0	0	17	25	262	44
NUMERICAL CHANGE	82	119.72	343	151	44.02	0	1	0	15	24	285	18
PERCENT CHANGE		.73+	5+	59-	17.59-	0	1-	0	2+	1+	23-	26+
		.6+	1.5+	39.1-	40.0-		*		13.3+	4.2+	8.1-	144.4+
HUNTINGTON PD	83	77.87	5044	1366	27.08	7	26	194	273	1286	2964	294
NUMERICAL CHANGE	82	67.02	4305	1367	31.75	2	32	116	234	1114	2552	255
PERCENT CHANGE		10.85+	739+	1-	4.67-	5+	6-	78+	39+	1172+	412+	39+
		16.2+	17.2+	.1-	14.7-	250.0+	18.8-	67.2+	16.7+	15.4+	16.1+	15.3+
MILTON PD	83	12.21	28	4	14.28	0	0	0	1	10	15	2
NUMERICAL CHANGE	82	.00	0	0	.00	0	0	0	0	0	0	0
PERCENT CHANGE		12.21+	28+	4+	14.28+	0	0	0	1+	10+	15+	2+
		.0	*	*	*				*	*	*	*

PAGE 6
WEST VIRGINIA U C R CRIME INDEX REPORT

IDENTIFIER	POPULATION	CRIME RATE	TOTAL OFFEN	TOTAL CLEARED	PERCENT CLEARED	MURDER	RAPE	ROBBERY	FEL ASHLT	BREAK ENTER	LARCENY THEFT	M/V THEFT
MU SECURITY POLICE 83	2,000	108.50	217	36	16.58	0	0	0	4	33	179	1
NUMERICAL CHANGE	2,000	140.00	280	48	17.14	0	0	0	9	28	239	4
PERCENT CHANGE	0	31.50-	63-	12-	.56-	0	0	0	5-	5+	60-	3-
	.0	22.5-	22.5-	25.0-	3.3-				55.6-	17.9+	25.1-	75.0-

CALHOUN CTY TOTAL	8,325	8.16	68	34	50.00	1	2	0	10	27	25	3
NUMERICAL CHANGE	8,254	8.35	69	33	47.82	0	3	1	6	22	31	6
PERCENT CHANGE	.9+	.19-	1-	1+	2.18+	1+	1-	1-	4+	5+	6-	3-
	.9+	2.3-	1.4-	3.0+	4.6+	*	33.3-	*	66.7+	22.7+	19.4-	50.0-

RURAL	7,530	9.03	68	34	50.00	1	2	0	10	27	25	3
NUMERICAL CHANGE	7,465	9.24	69	33	47.82	0	3	1	6	22	31	6
PERCENT CHANGE	.9+	.21-	1-	1+	2.18+	1+	1-	1-	4+	5+	6-	3-
	.9+	2.3-	1.4-	3.0+	4.6+	*	33.3-	*	66.7+	22.7+	19.4-	50.0-

SHERIFF	83		0	0	.00	0	0	0	0	0	0	0
NUMERICAL CHANGE	82		0	0	.00	0	0	0	0	0	0	0
PERCENT CHANGE			0	0	.00	0	0	0	0	0	0	0

STATE POLICE	83		68	34	50.00	1	2	0	10	27	25	3
NUMERICAL CHANGE	82		69	33	47.82	0	3	1	6	22	31	6
PERCENT CHANGE			1.4-	3.0+	4.6+	*	33.3-	*	66.7+	22.7+	19.4-	50.0-

MUNICIPAL	795	.00	0	0	.00	0	0	0	0	0	0	0
NUMERICAL CHANGE	789	.00	0	0	.00	0	0	0	0	0	0	0
PERCENT CHANGE	.8+	.00	0	0	.00	0	0	0	0	0	0	0

GRANTSVILLE PD	83		0	0	.00	0	0	0	0	0	0	0
NUMERICAL CHANGE	82		0	0	.00	0	0	0	0	0	0	0
PERCENT CHANGE	.8+	.00	0	0	.00	0	0	0	0	0	0	0

CLAY CTY TOTAL	11,419	17.60	201	63	31.34	0	2	1	19	86	77	16
NUMERICAL CHANGE	11,321	16.60	188	52	27.65	2	3	2	21	87	60	13
PERCENT CHANGE	.9+	1.00+	13+	11+	3.69+	2-	1-	1-	2-	1-	17+	3+
	.9+	6.0+	6.9+	21.2+	13.3+	*	33.3-	*	9.5-	1.1-	28.3+	23.1+

RURAL	10,444	19.24	201	63	31.34	0	2	1	19	86	77	16
NUMERICAL CHANGE	10,354	17.96	186	52	27.95	2	3	1	21	86	60	13
PERCENT CHANGE	.9+	1.28+	15+	11+	3.39+	2-	1-	0	2-	0	17+	3+
	.9+	7.1+	8.1+	21.2+	12.1+	*	33.3-	.	9.5-	.0	28.3+	23.1+

SHERIFF	83		0	0	.00	0	0	0	0	0	0	0
NUMERICAL CHANGE	82		0	0	.00	0	0	0	0	0	0	0
PERCENT CHANGE			0	0	.00	0	0	0	0	0	0	0

PAGE 7
WEST VIRGINIA U C R CRIME INDEX REPORT

IDENTIFIER	POPULATION	CRIME RATE	TOTAL OFFEN	TOTAL CLEARED	PERCENT CLEARED	MURDER	RAPE	ROBBERY	FEL ASLT	BREAK ENTER	LARCENY THEFT	M/V THEFT
STATE POLICE 83	201	.00	63	31.34	0	2	1	19	86	77	16	
NUMERICAL CHANGE	186	27.95	52	27.95	2	3	1	21	86	60	13	
PERCENT CHANGE	15+	3.39+	11+	3.39+	2-	1-	0	2-	0	17+	3+	
	8.1+	21.2+	12.1+	33.3-	*	33.3-	.0	9.5-	.0	28.3+	23.1+	
MUNICIPAL 83	975	.00	0	.00	0	0	0	0	0	0	0	
NUMERICAL CHANGE	967	2.06	2	.00	0	0	1	0	1	0	0	
PERCENT CHANGE	8+	2.06-	2-	.00	0	0	1-	0	1-	0	0	
	.8+	.0	*				*		*			
CLAY PD 83	975	.00	0	.00	0	0	0	0	0	0	0	
NUMERICAL CHANGE	967	2.06	2	.00	0	0	1	0	1	0	0	
PERCENT CHANGE	8+	2.06-	2-	.00	0	0	1-	0	1-	0	0	
	.8+	.0	*				*		*			
DODDRIDGE CITY TOTAL 83	7,551	5.56	17	40.47	1	1	0	0	16	16	8	
NUMERICAL CHANGE	7,487	5.60	23	54.76	0	0	0	0	25	12	3	
PERCENT CHANGE	64+	.04-	6-	14.29-	1+	1+	0	2-	9-	4+	5+	
	.9+	.7-	.0	26.1-	*	*	*	*	36.0-	33.3+	166.7+	
RURAL 83	6,453	6.04	17	43.58	1	1	0	0	14	15	8	
NUMERICAL CHANGE	6,398	6.56	23	54.76	0	0	0	0	25	12	3	
PERCENT CHANGE	.5+	.52-	6-	11.18-	1+	1+	0	2-	11-	3+	5+	
	.9+	7.9-	7.1-	20.4-	*	*	*	*	44.0-	25.0+	166.7+	
SHERIFF 83	6	16.66	1	16.66	0	0	0	0	4	2	0	
NUMERICAL CHANGE	7	42.85	3	42.85	0	0	0	0	7	0	0	
PERCENT CHANGE	1-	26.19-	2-	26.19-	0	0	0	0	3-	2+	0	
	14.3-	66.7-	61.1-						42.9-	*	*	
STATE POLICE 83	33	48.48	16	48.48	1	1	0	0	10	13	8	
NUMERICAL CHANGE	35	57.14	20	57.14	0	0	0	0	18	12	3	
PERCENT CHANGE	2-	8.66-	4-	7.27+	1+	1+	0	2-	8-	1+	5+	
	5.7-	20.0-	15.2-						44.4-	8.3+	166.7+	
MUNICIPAL 83	1,098	2.73	3	.00	0	0	0	0	2	1	0	
NUMERICAL CHANGE	1,089	.00	0	.00	0	0	0	0	0	0	0	
PERCENT CHANGE	.9+	2.73+	3+	.00	0	0	0	0	2+	1+	0	
	.8+	.0	*				*		*	*		
WEST UNION PD 83	1,098	2.73	3	.00	0	0	0	0	2	1	0	
NUMERICAL CHANGE	1,089	.00	0	.00	0	0	0	0	0	0	0	
PERCENT CHANGE	.9+	2.73+	3+	.00	0	0	0	0	2+	1+	0	
	.8+	.0	*				*		*	*		
FAYETTE CITY TOTAL 83	59,056	16.98	363	36.19	3	10	15	137	285	497	58	
NUMERICAL CHANGE	58,550	17.82	302	28.92	3	16	15	113	331	509	57	
PERCENT CHANGE	506+	.84-	61+	7.27+	0	6-	2-	24+	46-	12-	1+	
	.9+	4.7-	3.9-	25.1+	.0	37.5-	13.3-	21.2+	-3.9-	2.4-	1.8+	

PAGE 8
WEST VIRGINIA U C R CRIME INDEX REPORT

IDENTIFIER	POPULATION	CRIME RATE	TOTAL OFFEN	PERCENT CLEARED	MURDER	RAPE	ROBBERY	FEL ASHLT	BREAK ENTER	LARCENY THEFT	M/V THEFT
RURAL	38,078	14.54	554	39.16	2	9	10	123	189	179	42
NUMERICAL CHANGE	37,715	15.16	572	36.01	3	16	9	95	188	229	32
PERCENT CHANGE	363+	.62-	18-	3.15+	1-	7-	1+	28+	1+	50-	10+
	1.0+	4.1-	3.1-	8.7+	33.3-	43.8-	11.1+	29.5+	.5+	21.8-	31.3+
SHERIFF											
83	304		144	47.36	0	3	8	108	83	91	11
82	277		127	45.84	1	15	2	79	82	94	4
NUMERICAL CHANGE	27+	17+	1.52+		1-	12-	6+	29+	1+	3-	7+
PERCENT CHANGE	9.7+	13.4+	3.3+		*	80.0-	300.0+	36.7+	1.2+	3.2-	175.0+
STATE POLICE											
83	250		73	29.20	2	6	2	15	106	88	31
82	295		79	26.77	2	1	7	16	106	135	28
NUMERICAL CHANGE	45-	6-	2.43+		0	5+	5-	1-	0	47-	3+
PERCENT CHANGE	15.3-	7.6-	9.1+		.0	500.0+	71.4-	6.3-	.0	34.8-	10.7+
MUNICIPAL											
83	20,978	21.39	449	32.51	1	1	3	14	96	318	16
82	20,835	22.65	472	20.33	0	0	6	18	143	280	25
NUMERICAL CHANGE	143+	1.26-	23-	12.18+	1+	1+	3-	4-	47-	38+	9-
PERCENT CHANGE	.7+	5.6-	4.9-	59.9+	*	*	50.0-	22.2-	32.9-	13.6+	36.0-
ANSTED PD											
83	1,970	4.56	9	88.88	0	0	0	4	0	5	0
82	1,953	9.21	18	33.33	0	0	0	3	8	7	0
NUMERICAL CHANGE	17+	4.65-	9-	55.55+	0	0	0	1+	8-	2-	0
PERCENT CHANGE	.9+	50.5-	50.0-	166.7+				33.3+	*	28.6-	
FAYETTEVILLE PD											
83	2,380	2.94	7	42.85	0	0	0	0	4	1	2
82	2,360	5.50	13	7.69	0	0	0	0	6	7	0
NUMERICAL CHANGE	20+	2.56-	6-	35.16+	0	0	0	0	2-	6-	2+
PERCENT CHANGE	.8+	46.5-	46.2-	457.2+				0	33.3-	85.7-	*
MONTGOMERY PD											
83	3,148	63.84	201	37.31	0	1	1	2	15	177	5
82	3,122	49.64	155	20.00	0	0	1	2	20	122	10
NUMERICAL CHANGE	26+	14.20+	46+	17.31+	0	1+	0	0	5-	55+	5-
PERCENT CHANGE	.8+	28.6+	29.7+	86.6+		*	.0	.0	25.0-	45.1+	50.0-
MOUNT HOPE PD											
83	1,848	40.58	75	28.00	1	0	1	2	31	36	4
82	1,833	30.55	56	8.92	0	0	1	7	18	28	2
NUMERICAL CHANGE	15+	10.03+	19+	19.08+	1+	0	0	5-	13+	8+	2+
PERCENT CHANGE	.8+	32.8+	33.9+	213.9+	*		.0	71.4-	72.2+	28.6+	100.0+
OAK HILL PD											
83	7,194	16.68	120	25.00	0	0	1	1	25	88	5
82	7,132	24.67	176	25.56	0	0	2	3	50	110	11
NUMERICAL CHANGE	62+	7.99-	56-	.56-	0	0	1-	2-	25-	22-	6-
PERCENT CHANGE	.9+	32.4-	31.8-	2.2-			50.0-	66.7-	50.0-	20.0-	54.5-
MEADOW BRIDGE PD											
83	527	.00	0	.00	0	0	0	0	0	0	0
82	523	.00	0	.00	0	0	0	0	0	0	0
NUMERICAL CHANGE	4+	.00	0	.00	0	0	0	0	0	0	0
PERCENT CHANGE	.8+										
SMITHERS PD											
83	1,466	6.13	9	33.33	0	0	0	2	6	1	0
82	1,454	13.06	19	10.52	0	0	1	0	16	0	2
NUMERICAL CHANGE	12+	6.93-	10-	22.81+	0	0	1-	2+	10-	1+	2-
PERCENT CHANGE	.8+	53.1-	52.6-	216.8+		*	*	*	62.5-	*	*

PAGE 9
WEST VIRGINIA U C R CRIME INDEX REPORT

IDENTIFIER	POPULATION	CRIME RATE	TOTAL OFFEN	TOTAL CLEARED	PERCENT CLEARED	MURDER	RAPE	ROBBERY	FEL ASHLT	BREAK ENTER	LARCENY THEFT	M/V THEFT
PAX PD	279	7.16	2	0	.00	0	0	0	0	1	1	0
NUMERICAL CHANGE	277	14.44	4	1	25.00-	0	0	0	0	3	1	0
PERCENT CHANGE	.7+	7.28-	2-	1-	25.00-	0	0	0	0	2-	0	0
		50.4-	50.0-	*	*					66.7-	.0	
W VA TECH SECURITY	1,000	13.00	13	1	7.69	0	0	0	0	6	7	0
NUMERICAL CHANGE	1,025	21.46	22	2	9.09	0	0	1	0	18	3	0
PERCENT CHANGE	2.4-	8.46-	9-	1-	1.40-	0	0	1-	0	12-	4+	0
		39.4-	40.9-	50.0-	15.4-		*	*		66.7-	133.3+	
GAULEY BRIDGE PD	1,166	11.14	13	5	38.46	0	0	0	3	8	2	0
NUMERICAL CHANGE	1,156	7.78	9	3	33.33	0	0	0	3	4	2	0
PERCENT CHANGE	10+	3.36+	4+	2+	5.13+	0	0	0	0	4+	0	0
	.9+	43.2+	44.4+	66.7+	15.4+				.0	100.0+	.0	
GILMER CITY	8,467	13.93	118	19	16.10	0	1	0	5	66	43	3
NUMERICAL CHANGE	8,395	11.55	97	18	18.55	0	5	1	2	52	32	5
PERCENT CHANGE	.9+	2.38+	21+	1+	2.45-	0	4-	1-	3+	16+	11+	2-
		20.6+	21.6+	5.6+	13.2-		80.0-	*	150.0+	26.9+	34.4+	40.0-
RURAL	5,609	7.84	44	11	25.00	0	0	0	1	34	7	2
NUMERICAL CHANGE	5,560	5.39	30	5	16.66	0	2	1	1	18	4	4
PERCENT CHANGE	.9+	2.45+	14+	6+	8.34+	0	2-	1-	0	16+	3+	2-
		45.5+	46.7+	120.0+	50.1+		*	*	.0	88.9+	75.0+	50.0-
SHERIFF	83		20	5	25.00	0	0	0	1	16	3	0
NUMERICAL CHANGE	82		9	1	11.11	0	1	1	1	4	3	0
PERCENT CHANGE			11+	4+	13.89+	0	1-	1-	1+	12+	0	0
			122.2+	400.0+	125.0+		*	*	*	300.0+	.0	
STATE POLICE	83		24	6	25.00	0	0	0	0	18	4	2
NUMERICAL CHANGE	82		21	4	19.04	0	1	0	1	14	1	4
PERCENT CHANGE			3+	2+	5.96+	0	1-	0	1-	4+	3+	2-
			14.3+	50.0+	31.3+		*	*	*	28.6+	300.0+	50.0-
MUNICIPAL	83	25.89	74	8	10.81	0	1	0	4	32	36	1
NUMERICAL CHANGE	2,835	23.63	67	13	19.40	0	3	0	1	34	28	1
PERCENT CHANGE	.8+	2.26+	7+	5-	8.59-	0	2-	0	3+	2-	8+	0
		9.6+	10.4+	38.5-	44.3-		66.7-		300.0+	5.9-	28.6+	.0
GLENVILLE PD	83	25.36	55	7	12.72	0	1	0	4	22	27	1
NUMERICAL CHANGE	82	18.13	39	11	28.20	0	3	0	1	15	19	1
PERCENT CHANGE	.8+	7.23+	16+	4-	15.48-	0	2-	0	3+	7+	8+	0
		39.9+	41.0+	36.4-	54.9-		66.7-		300.0+	46.7+	42.1+	.0
GLENVILLE ST SECURITY	83	27.53	19	1	5.26	0	0	0	0	10	9	0
NUMERICAL CHANGE	685	40.87	28	2	7.14	0	0	0	0	19	9	0
PERCENT CHANGE	.7+	13.34-	9-	1-	1.88-	0	0	0	0	9-	0	0
		32.6-	32.1-	50.0-	26.3-					47.4-	.0	

PAGE 10
WEST VIRGINIA U C R CRIME INDEX REPORT

IDENTIFIER	POPULATION	CRIME RATE	TOTAL OFFEN	TOTAL CLEARED	PERCENT CLEARED	MURDER	RAPE	ROBBERY	FEL ASST	BREAK ENTER	LARCENY THEFT	M/V THEFT
GRANT CTY	10,397	6.73	70	18	25.71	1	0	0	3	27	31	8
	10,309	8.43	87	20	22.98	0	1	0	1	61	23	1
	88+	1.70-	17-	2-	2.73+	1+	1-	0	2+	34-	8+	7+
	.9+	20.2-	19.5-	10.0-	11.9+	*	*	*	200.0+	55.7-	34.8+	700.0+
	7,734	6.98	54	16	29.62	1	0	0	2	24	20	7
	7,668	10.04	77	18	23.37	0	1	0	1	54	20	1
	66+	3.06-	23-	2-	6.25+	1+	1-	0	1+	30-	0	6+
	.9+	30.5-	29.9-	11.1-	26.7+	*	*	*	100.0+	55.6-	.0	600.0+
SHERIFF	83		10	0	.00	0	0	0	0	7	1	2
	82		6	3	50.00	0	0	0	0	5	1	0
			4+	3-	50.00-	0	0	0	0	2+	0	2+
			66.7+	*	*	*	*	*	40.0+	.0	.0	*
STATE POLICE	83		44	16	36.36	1	0	0	2	17	19	5
	82		71	15	21.12	0	1	0	1	49	19	1
			27-	1+	15.24+	1+	1-	0	1+	32-	0	4+
			38.0-	6.7+	72.2+	*	*	*	100.0+	65.3-	.0	400.0+
MUNICIPAL	83		16	2	12.50	0	0	0	1	3	11	1
	82		10	2	20.00	0	0	0	0	7	3	0
	22+	2.22+	6+	0	7.50-	0	0	0	1+	4-	8+	1+
	.8+	58.7+	60.0+	.0	37.5-	*	*	*	*	57.1-	266.7+	*
PETERSBURG PD	83		14	1	7.14	0	0	0	0	2	11	1
	82		10	2	20.00	0	0	0	0	7	3	0
	18+	1.86+	4+	1-	12.86-	0	0	0	0	5-	8+	1+
	.9+	38.9+	40.0+	50.0-	64.3-	*	*	*	*	71.4-	266.7+	*
BAYARD PD	83		2	1	50.00	0	0	0	1	1	0	0
	82		0	0	.00	0	0	0	0	0	0	0
	4+	3.59+	2+	1+	50.00+	0	0	0	0	1+	0	0
	.7+	.0	*	*	*	*	*	*	*	*	*	*
GREENBRIER CTY TOTAL	83		36,856	56	28.00	0	1	1	2	101	80	15
	82		36,540	197	30.45	0	0	0	6	104	74	13
			316+	4-	2.45-	0	1+	1+	4-	3-	6+	2+
			.9+	1.5+	8.0-	*	*	*	66.7-	2.9-	8.1+	15.4+
				6.7-	*	*	*	*	*	*	*	*
RURAL	83		24,300	38	25.33	0	1	0	2	73	60	14
	82		24,090	42	30.43	0	0	0	5	69	58	6
			210+	4-	5.10-	0	1+	0	3-	4+	2+	8+
			.9+	8.7+	16.8-	*	*	*	60.0-	5.8+	3.4+	133.3+
SHERIFF	83		28	0	.00	0	0	0	0	28	0	0
	82		35	0	.00	0	0	0	0	35	0	0
			7-	0	.00	0	0	0	0	7-	0	0
			20.0-							20.0-		

PAGE 11
WEST VIRGINIA U C R CRIME INDEX REPORT

IDENTIFIER	POPULATION	CRIME RATE	TOTAL OFFEN	TOTAL CLEARED	PERCENT CLEARED	MURDER	RAPE	ROBBERY	FEL ASHLT	BREAK ENTER	LARCENY THEFT	M/V THEFT
STATE POLICE 83	122	31.14	38	31.14	0	1	0	0	2	65	60	14
NUMERICAL CHANGE	103	40.77	42	40.77	0	0	0	0	5	34	58	6
PERCENT CHANGE	19+	9.63-	4-	9.63-	0	1+	0	3-	60.0-	32.4+	3.4+	8+
	18.4+	23.6-	9.5-	23.6-		*						133.3+
MUNICIPAL 83	12,556	3.98	50	36.00	0	0	1	0	0	28	20	1
NUMERICAL CHANGE	12,450	4.73	59	30.50	0	0	0	1	1	35	16	7
PERCENT CHANGE	106+	.75-	9-	5.50+	0	0	1+	1-	*	7-	4+	6-
	.9+	15.9-	15.3-	18.0+		*				20.0-	25.0+	85.7-
LEWISBURG PD 83	3,116	4.49	14	71.42	0	0	1	0	0	6	6	1
NUMERICAL CHANGE	3,090	3.55	11	54.54	0	0	0	1	0	4	4	2
PERCENT CHANGE	26+	.94+	3+	16.88+	0	0	1+	1-	*	2+	2+	1-
	.8+	26.5+	27.3+	30.9+		*				50.0+	50.0+	50.0-
RAINELLE PD 83	2,021	5.44	11	9.09	0	0	0	0	0	4	7	0
NUMERICAL CHANGE	2,004	10.47	21	19.04	0	0	0	0	0	14	7	0
PERCENT CHANGE	17+	5.03-	10-	9.95-	0	0	0	0	0	10-	0	0
	.8+	48.0-	47.6-	52.3-						1.4-	.0	0
RONCEVERTE PD 83	2,222	5.40	12	16.66	0	0	0	0	0	11	1	0
NUMERICAL CHANGE	2,203	6.80	15	26.66	0	0	0	0	0	13	0	2
PERCENT CHANGE	19+	1.40-	3-	10.00-	0	0	0	0	0	2-	1+	2-
	.9+	20.6-	20.0-	37.5-						5.4-	*	*
WHITE SULPHUR SPRINGS PD 83	3,414	3.22	11	36.36	0	0	0	0	0	6	5	0
NUMERICAL CHANGE	3,385	3.54	12	33.33	0	0	0	0	0	4	5	3
PERCENT CHANGE	29+	.32-	1-	3.03+	0	0	0	0	0	2+	0	3-
	.9+	9.0-	8.3-	9.1+						50.0+	.0	*
QUINWOOD PD 83	472	4.23	2	50.00	0	0	0	0	0	1	1	0
NUMERICAL CHANGE	468	.00	0	.00	0	0	0	0	0	0	0	0
PERCENT CHANGE	4+	4.23+	2+	50.00+	0	0	0	0	0	1+	1+	0
	.9+	.0	*	*						*	*	0
RUPERT PD 83	1,311	.00	0	.00	0	0	0	0	0	0	0	0
NUMERICAL CHANGE	1,300	.00	0	.00	0	0	0	0	0	0	0	0
PERCENT CHANGE	11+	.00	0	.00	0	0	0	0	0	0	0	0
	.8+											
HAMPSHIRE CTY TOTAL 83	15,127	17.18	260	49	18.84	3	0	0	7	134	100	16
NUMERICAL CHANGE	14,997	19.53	293	83	28.32	2	0	0	14	191	75	9
PERCENT CHANGE	130+	2.35-	33-	9.48-	2-	1+	0	7-	50.0-	57-	25+	7+
	.9+	12.0-	11.3-	33.5-	*	50.0+	*	50.0-	29.8-	33.3+	77.8+	
RURAL 83	12,999	16.69	217	43	19.81	0	0	0	7	121	75	11
NUMERICAL CHANGE	12,887	21.10	272	79	29.04	2	0	0	13	181	66	8
PERCENT CHANGE	112+	4.41-	55-	36-	9.23-	2-	1+	0	46.2-	60-	9+	3+
	.9+	20.9-	20.2-	45.6-	31.8-	*	50.0+	*	33.1-	13.6+	37.5+	

PAGE 12
WEST VIRGINIA U C R CRIME INDEX REPORT

IDENTIFIER	POPULATION	CRIME RATE	TOTAL OFFEN	TOTAL CLEARED	PERCENT CLEARED	MURDER	RAPE	ROBBERY	FEL ASHLT	BREAK ENTER	LARCENY THEFT	M/V THEFT
SHERIFF 83			88	14	15.90	0	1	0	2	51	31	3
NUMERICAL CHANGE			114	27	23.68	0	2	0	3	73	34	2
PERCENT CHANGE			26-	13-	7.78-	0	1-	0	1-	22-	3-	1+
			22.8-	48.1-	32.9-		50.0-		33.3-	30.1-	8.8-	50.0+
STATE POLICE 83			129	29	22.48	0	2	0	5	70	44	8
NUMERICAL CHANGE			158	52	32.91	2	0	0	10	108	32	6
PERCENT CHANGE			29-	23-	10.43-	2-	2+	0	5-	38-	12+	2+
			18.4-	44.2-	31.7-	*	*		50.0-	35.2-	37.5+	33.3+
MUNICIPAL 83	2,128	20.20	43	6	13.95	0	0	0	0	13	25	5
NUMERICAL CHANGE	2,110	9.95	21	4	19.04	0	0	0	1	10	9	1
PERCENT CHANGE	18+	10.25+	22+	2+	5.09-	0	0	0	1-	3+	16+	4+
	.9+	103.0+	104.8+	50.0+	26.7-				*	30.0+	177.8+	400.0+
ROMNEY PD 83	2,128	20.20	43	6	13.95	0	0	0	0	13	25	5
NUMERICAL CHANGE	2,110	9.95	21	4	19.04	0	0	0	1	10	9	1
PERCENT CHANGE	18+	10.25+	22+	2+	5.09-	0	0	0	1-	3+	16+	4+
	.9+	103.0+	104.8+	50.0+	26.7-				*	30.0+	177.8+	400.0+
HANCOCK CTY TOTAL 83	45,764	14.92	683	55	8.05	0	2	15	9	284	283	90
NUMERICAL CHANGE	45,370	15.45	701	71	10.12	0	2	15	33	252	315	84
PERCENT CHANGE	394+	3.4-	2.6-	16-	2.07-	0	0	0	24-	32+	32-	6+
	.9+		2.6-	22.5-	20.5-		.0	.0	72.7-	12.7+	10.2-	7.1+
RURAL 83	15,103	13.90	210	10	4.76	0	1	2	1	82	87	37
NUMERICAL CHANGE	14,973	15.76	236	9	3.81	0	1	4	8	93	101	29
PERCENT CHANGE	130+	1.86-	26-	1+	1.95+	0	0	2-	7-	11-	14-	8+
	.9+	11.8-	11.0-	11.1+	24.9+		.0	50.0-	87.5-	11.8-	13.9-	27.6+
SHERIFF 83			204	9	4.41	0	1	2	1	80	85	35
NUMERICAL CHANGE	226	7	3.09	0	0	0	1	4	8	88	98	27
PERCENT CHANGE	9.7-	28.6+	42.7+				.0	50.0-	87.5-	9.1-	13.3-	29.6+
STATE POLICE 83			6	1	16.66	0	0	0	0	2	2	2
NUMERICAL CHANGE	10	2	20.00	0	0	0	0	0	0	5	3	2
PERCENT CHANGE	4-	1-	3.34-				0	0	0	3-	1-	0
	40.0-	50.0-	16.7-							60.0-	33.3-	.0
MUNICIPAL 83	30,661	15.42	473	45	9.51	0	1	13	8	202	196	53
NUMERICAL CHANGE	30,397	15.29	465	62	13.33	0	1	11	25	159	214	55
PERCENT CHANGE	264+	.13+	8+	17-	3.82-	0	0	2+	17-	43+	18-	2-
	.9+	.9+	1.7+	27.4-	28.7-		.0	18.2+	68.0-	27.0+	8.4-	3.6-
CHESTER PD 83	3,357	15.19	51	6	11.76	0	0	1	1	23	20	6
NUMERICAL CHANGE	3,328	12.01	40	5	12.50	0	0	0	2	11	22	5
PERCENT CHANGE	29+	3.18+	11+	1+	.74-	0	0	1+	1-	12+	2-	1+
	.9+	26.5+	27.5+	20.0+	5.9-			*	50.0-	109.1+	9.1-	20.0+

PAGE 13
WEST VIRGINIA U C R CRIME INDEX REPORT

IDENTIFIER	POPULATION	CRIME RATE	TOTAL OFFEN	TOTAL CLEARED	PERCENT CLEARED	MURDER	RAPE	ROBBERY	FEL ASHLT	BREAK ENTER	LARCENY THEFT	M/V THEFT
WEIRTON PD	25,516	16.49	421	39	9.26	0	1	12	7	179	175	47
NUMERICAL CHANGE	25,296	16.64	421	56	13.30	0	1	11	23	145	191	50
PERCENT CHANGE	220+	.15-	0	17-	4.04-	0	0	1+	16-	34+	16-	3-
	.9+	.9-	.0	30.4-	30.4-	0	.0	9.1+	69.6-	23.4+	8.4-	6.0-
NEW CUMBERLAND PD	1,788	.55	1	0	.00	0	0	0	0	0	1	0
NUMERICAL CHANGE	1,773	2.25	4	1	25.00	0	0	0	0	3	1	0
PERCENT CHANGE	15+	1.70-	3-	1-	25.00-	0	0	0	0	3-	0	0
	.8+	75.6-	75.0-	*	*	*	*	*	*	*	*	*
HARDY CTY	10,228	10.36	106	44	41.50	1	1	0	4	35	60	5
NUMERICAL CHANGE	10,141	9.36	95	41	43.15	2	4	0	10	40	36	3
PERCENT CHANGE	87+	1.00+	11+	3+	1.65-	1-	3-	0	6-	5-	24+	2+
	.9+	10.7+	11.6+	7.3+	3.8-	50.0-	75.0-	60.0-	12.5-	66.7+	66.7+	66.7+
RURAL	7,663	11.09	85	40	47.05	1	1	0	3	35	41	4
NUMERICAL CHANGE	7,597	10.79	82	36	43.90	1	4	0	8	38	29	2
PERCENT CHANGE	66+	.30+	3+	4+	3.15+	0	3-	0	5-	3-	12+	2+
	.9+	2.8+	3.7+	11.1+	7.2+	.0	75.0-	62.5-	7.9-	7.9-	41.4+	100.0+
SHERIFF	83	31	16	51.61	1	0	0	0	0	4	23	3
NUMERICAL CHANGE	82	23	11	47.82	0	1	0	0	6	2	14	0
PERCENT CHANGE	8+	5+	5+	3.79+	1+	1-	0	0	6-	2+	9+	3+
	34.8+	45.5+	7.9+	*	*	*	*	*	100.0+	64.3+	*	*
STATE POLICE	54	44.44	24	44.44	0	1	0	0	3	31	18	1
NUMERICAL CHANGE	59	42.37	25	42.37	1	3	0	0	2	36	15	2
PERCENT CHANGE	5-	1-	1-	2.07+	1-	2-	0	0	1+	5-	3+	1-
	8.5-	4.0-	4.9+	66.7-	*	66.7-	50.0+	13.9-	20.8+	50.0+	171.4+	50.0-
MUNICIPAL	2,565	8.18	21	4	19.04	0	0	0	1	0	19	1
NUMERICAL CHANGE	2,544	5.11	13	5	38.46	1	0	0	2	2	7	1
PERCENT CHANGE	21+	3.07+	8+	1-	19.42-	1-	0	0	1-	2-	12+	0
	.8+	60.1+	61.5+	20.0-	50.5-	*	50.0-	50.0-	*	171.4+	*	.0
MOOREFIELD PD	2,308	4.33	10	2	20.00	0	0	0	1	0	8	1
NUMERICAL CHANGE	2,289	.43	1	1	100.00	0	0	0	0	0	0	1
PERCENT CHANGE	19+	3.90+	9+	1+	80.00-	0	0	0	1+	0	8+	0
	.8+	907.0+	900.0+	100.0+	80.0-	*	80.0-	80.0-	*	0	*	.0
WARDENSVILLE PD	257	42.80	11	2	18.18	0	0	0	0	0	11	0
NUMERICAL CHANGE	255	47.05	12	4	33.33	1	0	0	2	2	7	0
PERCENT CHANGE	2+	4.25-	1-	2-	15.15-	1-	0	0	2-	2-	4+	0
	.8+	9.0-	8.3-	50.0-	45.5-	*	45.5-	45.5-	*	57.1+	*	*
HARRISON CTY	78,856	15.85	1250	353	28.24	4	6	21	36	387	690	106
NUMERICAL CHANGE	78,179	15.61	1221	296	24.24	0	3	19	26	297	778	98
PERCENT CHANGE	677+	.24+	29+	57+	4.00+	4+	3+	2+	10+	90+	88-	8+
	.9+	1.5+	2.4+	19.3+	16.5+	*	100.0+	10.5+	38.5+	30.3+	11.3-	8.2+

PAGE 14
WEST VIRGINIA U C R CRIME INDEX REPORT

IDENTIFIER	POPULATION	CRIME RATE	TOTAL OFFEN	TOTAL CLEARED	PERCENT CLEARED	MURDER	RAPE	ROBBERY	FEL ASLTT	BREAK ENTER	LARCENY THEFT	M/V THEFT
RURAL	36,577	7.48	274	50	18.24	2	4	4	16	106	108	34
NUMERICAL CHANGE	36,261	6.56	238	37	15.54	0	1	5	1	115	87	29
PERCENT CHANGE	.9+	14.0+	15.1+	35.1+	17.4+	* 300.0+	20.0-	1500.0+	7.8-	24.1+	17.2+	
SHERIFF												
NUMERICAL CHANGE	126	2.38	3	0	0	0	0	0	0	55	55	15
PERCENT CHANGE	76	.00	0	0	0	0	0	0	0	41	31	4
STATE POLICE												
NUMERICAL CHANGE	148	31.75	47	2	31.04	2	4	3	16	51	53	19
PERCENT CHANGE	162	22.83	37	0	22.83	0	1	5	1	74	56	25
MUNICIPAL												
NUMERICAL CHANGE	14-	8.92+	10+	2+	8.92+	* 300.0+	40.0-	1500.0+	31.1-	23-	3-	6-
PERCENT CHANGE	8.6-	39.1+	27.0+	* 300.0+	17.8+	0	21.4+	20.0-	54.4+	15.8-	5.4-	24.0-
BRIDGEPORT PD	42,279	23.08	976	303	31.04	2	2	17	20	281	582	72
NUMERICAL CHANGE	41,918	23.44	983	259	26.34	0	2	14	25	182	691	69
PERCENT CHANGE	.9+	1.5-	7-	44+	4.70+	* 0	0	3+	5-	99+	109-	3+
CLARKSBURG PD	6,772	31.45	213	90	42.25	0	0	3	0	39	152	19
NUMERICAL CHANGE	6,714	35.14	236	130	55.08	0	0	2	1	22	199	12
PERCENT CHANGE	.9+	10.5-	9.7-	30.8-	23.3-	0	0	50.0+	* 1-	17+	47-	7+
SALEM PD	22,513	26.02	586	175	29.86	1	1	14	12	190	328	40
NUMERICAL CHANGE	22,319	25.89	578	89	15.39	0	2	10	17	117	390	42
PERCENT CHANGE	.9+	.13+	8+	86+	14.47+	1+	1-	4+	5-	73+	62-	2-
SHINNISTON PD	2,748	21.83	60	17	28.33	1	1	0	8	17	30	3
NUMERICAL CHANGE	2,725	19.81	54	8	14.81	0	0	0	3	12	33	6
PERCENT CHANGE	.8+	10.2+	11.1+	112.5+	91.3+	* 0	0	0	166.7+	41.7+	9.1-	50.0-
SHINWOOD PD	3,109	.00	0	0	.00	0	0	0	0	0	0	0
NUMERICAL CHANGE	3,083	4.21	13	12	92.30	0	0	2	2	4	3	2
PERCENT CHANGE	.8+	4.21-	13-	12-	92.30-	0	0	2-	* 2-	* 4-	* 3-	2-
STONEMOOD PD	2,088	16.76	35	0	.00	0	0	0	0	7	27	1
NUMERICAL CHANGE	2,070	15.45	32	1	3.12	0	0	0	0	12	18	2
PERCENT CHANGE	.9+	8.5+	9.4+	* 0	3.12-	0	0	0	0	5-	9+	1-
ANMOORE PD	859	13.96	12	2	16.66	0	0	0	0	41.7-	50.0+	50.0-
NUMERICAL CHANGE	852	12.34	2	0	.00	0	0	0	0	4	5	3
PERCENT CHANGE	.8+	11.62+	10+	2+	16.66+	0	0	0	0	2+	0	0
NUTTER FORT PD	2,116	25.04	53	16	30.18	0	0	0	0	19	30	4
NUMERICAL CHANGE	2,098	27.16	57	15	26.31	0	0	0	0	6	46	5
PERCENT CHANGE	.9+	7.8-	.7.0-	6.7+	14.7+	0	0	0	0	13+	16-	1-

PAGE 15
WEST VIRGINIA U C R CRIME INDEX REPORT

IDENTIFIER	POPULATION	CRIME RATE	TOTAL OFFEN	TOTAL CLEARED	PERCENT CLEARED	MURDER	RAPE	ROBBERY	FEL ASHLT	BREAK ENTER	LARCENY THEFT	M/V THEFT
LUMBERPORT PD	946	16.91	16	3	18.75	0	0	0	0	4	10	2
NUMERICAL CHANGE	938	6.39	6	4	66.66	0	0	0	1	4	1	0
PERCENT CHANGE	.8+	10.52+	10+	1-	47.91-	0	0	0	1-	0	9+	2+
	.9+	164.6+	166.7+	25.0-	71.9-				*	.0	900.0+	*
LOST CREEK PD	606	1.65	1	0	.00	0	0	0	0	1	0	0
NUMERICAL CHANGE	601	8.31	5	0	.00	0	0	0	1	3	1	0
PERCENT CHANGE	.5+	6.66-	4-	0	.00	0	0	0	1-	2-	1-	0
	.8+	80.1-	80.0-						*	66.7-	*	
WEST MILFORD PD	522	.00	0	0	.00	0	0	0	0	0	0	0
NUMERICAL CHANGE	518	.00	0	0	.00	0	0	0	0	0	0	0
PERCENT CHANGE	.4+	.00	0	0	.00	0	0	0	0	0	0	0
	.8+											
JACKSON CITY TOTAL	26,049	10.13	264	68	25.75	1	0	4	15	71	149	24
NUMERICAL CHANGE	25,825	10.84	280	68	24.28	0	3	10	5	87	152	23
PERCENT CHANGE	.9+	.71-	16-	0	1.47+	1+	3-	6-	10+	16-	3-	1+
	.9+	6.5-	5.7-	.0	6.1+	*	*	60.0-	200.0+	18.4-	2.0-	4.3+
RURAL	18,365	5.98	110	30	27.27	1	0	3	10	50	38	8
NUMERICAL CHANGE	18,207	5.21	95	21	22.10	0	2-	7	4	28	41	13
PERCENT CHANGE	.9+	.77+	15+	9+	5.17+	1+	2-	4-	6+	22+	3-	5-
		14.8+	15.8+	42.9+	23.4+	*	*	57.1-	150.0+	78.6+	7.3-	38.5-
SHERIFF	83		80	23	28.75	0	0	1	8	40	26	5
NUMERICAL CHANGE	82		68	12	17.64	0	1	3	4	20	31	9
PERCENT CHANGE			12+	11+	11.11+	0	1-	2-	4+	20+	5-	4-
			17.6+	91.7+	63.0+	*	*	66.7-	100.0+	100.0+	16.1-	44.4-
STATE POLICE	83		30	7	23.33	1	0	2	2	10	12	3
NUMERICAL CHANGE	82		27	9	33.33	0	1	4	0	8	10	4
PERCENT CHANGE			3+	2-	10.00-	1+	1-	2-	2+	2+	2+	1-
			11.1+	22.2-	30.0-	*	*	50.0-	*	25.0+	20.0+	25.0-
MUNICIPAL	7,684	20.04	154	38	24.67	0	0	1	5	21	111	16
NUMERICAL CHANGE	7,618	24.28	185	47	25.60	0	1	3	1	59	111	10
PERCENT CHANGE	.9+	4.24-	31-	9-	.73-	0	1-	2-	4+	38-	0	6+
		17.5-	16.8-	19.1-	2.9-	*	*	66.7-	400.0+	64.4-	.0	60.0+
RAVENSWOOD PD	4,199	18.33	77	28	36.36	0	0	1	4	6	54	12
NUMERICAL CHANGE	4,163	17.53	73	28	38.35	0	1	2	3	15	51	9
PERCENT CHANGE	.9+	.80+	4+	0	1.99-	0	1-	1-	3+	9-	3+	300.0+
		4.6+	5.5+	.0	5.2-	*	*	50.0-	300.0+	60.0-	5.9+	300.0+
RIPLEY PD	3,485	22.09	77	10	12.98	0	0	0	1	15	57	4
NUMERICAL CHANGE	3,455	32.41	112	19	16.96	0	0	1	0	44	60	7
PERCENT CHANGE	.9+	10.32-	35-	9-	3.98-	0	0	1-	1+	29-	3-	3-
		31.8-	31.3-	47.4-	23.5-				*	65.9-	5.0-	42.9-

PAGE 16
WEST VIRGINIA U C R CRIME INDEX REPORT

IDENTIFIER	POPULATION	CRIME RATE	TOTAL OFFEN	TOTAL CLEARED	PERCENT CLEARED	MURDER	RAPE	ROBBERY	FEL ASHLT	BREAK ENTER	LARCENY THEFT	M/V THEFT
JEFFERSON CITY TOTAL	30,846	35.87	1107	259	23.39	2	1	8	65	299	679	53
NUMERICAL CHANGE	30,581	38.68	1183	227	19.18	1	1	7	50	354	686	84
PERCENT CHANGE	2,265+	2.81-	76-	32+	4.21+	1+	0	1+	15+	55-	7-	31-
RURAL	23,242	20.30	472	137	29.02	2	1	2	7	171	260	29
NUMERICAL CHANGE	23,041	27.29	629	163	25.91	1	1	3	12	247	317	48
PERCENT CHANGE	2,011+	6.99-	157-	26-	3.11+	1+	0	1-	5-	76-	57-	19-
SHERIFF	83	89	3	3	3.37	0	0	0	0	17	68	4
NUMERICAL CHANGE	82	102	7	6	6.86	0	0	0	0	61	34	7
PERCENT CHANGE	13-	13-	4-	3-	3.49-	0	0	0	0	44-	34+	3-
STATE POLICE	83	383	134	34	34.98	2	1	2	7	154	192	25
NUMERICAL CHANGE	82	527	156	29	29.60	1	1	3	12	186	283	41
PERCENT CHANGE	144-	144-	22-	5	5.38+	1+	0	1-	5-	32-	91-	16-
MUNICIPAL	7,604	83.50	122	19	19.21	0	0	6	58	128	419	24
NUMERICAL CHANGE	7,540	73.47	554	64	11.55	0	0	4	38	107	369	36
PERCENT CHANGE	64+	10.03+	81+	58+	7.66+	0	0	2+	20+	21+	50+	12-
CHARLES TOWN PD	83	2,913	405	100	24.69	0	0	4	44	75	271	11
NUMERICAL CHANGE	82	2,888	317	42	13.24	0	0	2	24	62	223	6
PERCENT CHANGE	25+	29.26+	88+	58+	11.45+	0	0	2+	20+	13+	48+	5+
SHEPHERDSTOWN PD	83	1,806	72	3	4.16	0	0	1	2	25	42	2
NUMERICAL CHANGE	82	1,791	53	7	13.20	0	0	1	1	17	21	13
PERCENT CHANGE	15+	10.27+	19+	4-	9.04-	0	0	0	1+	8+	21+	11-
RANSON PD	83	2,519	133	16	12.03	0	0	1	12	21	91	8
NUMERICAL CHANGE	82	2,498	172	9	5.23	0	0	1	13	21	120	17
PERCENT CHANGE	21+	16.06-	39-	7+	6.80+	0	0	0	1-	0	29-	9-
HARPERS FERRY PD	83	366	25	3	12.00	0	0	0	0	7	15	3
NUMERICAL CHANGE	82	363	12	6	50.00	0	0	0	0	7	5	3
PERCENT CHANGE	.8+	106.7+	108.3+	50.0-	76.0-	0	0	0	0	.0	200.0+	*
KANAWHA CITY TOTAL	228,363	42.85	9807	1879	19.15	10	55	251	429	2417	5932	713
NUMERICAL CHANGE	226,273	47.58	10790	2066	19.14	11	71	352	384	2478	6724	770
PERCENT CHANGE	2,090+	4.73-	983-	187-	.01+	1-	16-	101-	45+	61-	792-	57-
PERCENT CHANGE	.9+	9.9-	9.1-	9.1-	22.5-	9.1-	28.7-	11.7+	11.7+	2.5-	11.8-	7.4-

PAGE 17
WEST VIRGINIA U C R CRIME INDEX REPORT

IDENTIFIER	POPULATION	CRIME RATE	TOTAL OFFEN	TOTAL CLEARED	PERCENT CLEARED	MURDER	RAPE	ROBBERY	FEL ASSLT	BREAK ENTER	LARCENY THEFT	M/V THEFT
RURAL	106,306	16.43	1748	462	26.43	5	17	21	94	540	858	213
	105,264	17.67	1863	504	27.05	3	15	23	69	601	878	274
	1,042+	1.24-	115-	42-	.62-	2+	2+	2-	25+	61-	20-	61-
	1.0+	7.0-	6.2-	8.3-	2.3-	66.7+	13.3+	8.7-	36.2+	30.1-	2.3-	22.3-
SHERIFF												
	83	716	223	31.14	2	8	3	65	181	354	103	
	82	687	250	36.39	2	7	8	46	172	323	129	
		29+	27-	5.25-	0	1+	5-	19+	9+	31+	26-	
		4.2+	10.8-	14.4-	.0	14.3+	62.5-	41.3+	5.2+	9.6+	20.2-	
STATE POLICE												
	83	1032	239	23.15	3	9	18	29	359	504	110	
	82	1176	254	21.59	1	8	15	23	429	555	145	
		144-	15-	1.56+	2+	1+	3+	6+	70-	51-	35-	
		12.2-	5.9-	7.2+	200.0+	12.5+	20.0+	26.1+	6.3-	9.2-	24.1-	
MUNICIPAL												
	122,057	66.00	8059	1417	17.58	5	38	230	335	1877	5074	500
	121,009	73.73	8927	1562	17.49	8	56	329	315	1877	5866	496
	1,048+	7.73-	868-	145-	.09+	3-	18-	99-	20+	0	772-	4+
	.9+	10.5-	9.7-	9.3-	.5+	37.5-	32.1-	30.1-	6.3+	.0	13.2-	.8+
BELLE PD												
	83	.00	0	0	.00	0	0	0	0	0	0	0
	82	.00	0	0	.00	0	0	0	0	0	0	0
		.13+	0	0	.00	0	0	0	0	0	0	0
		.8+										
CHARLESTON PD												
	83	101.87	6456	1073	16.62	5	31	216	292	1595	3924	393
	82	113.19	7115	1150	16.16	7	49	314	280	1531	4542	392
		11.32-	659-	77-	.46+	2-	18-	98-	12+	64+	618-	1+
		10.0-	9.3-	6.7-	2.8+	28.6-	36.7-	31.2-	4.3+	4.2+	13.6-	.3+
DUNBAR PD												
	83	48.51	454	164	36.12	0	1	2	16	49	369	17
	82	57.55	534	206	38.57	0	2	2	14	61	434	21
		9.04-	80-	42-	2.45-	0	1-	0	2+	12-	65-	4-
	.9+	15.7-	15.0-	20.4-	6.4-	50.0-	50.0-	.0	14.3+	19.7-	15.0-	19.0-
NITRO PD												
	83	25.52	206	19	9.22	0	2	3	10	48	129	14
	82	25.49	204	7	3.43	0	0	2	4	64	125	9
		.03+	2+	12+	5.79+	0	2+	1+	6+	16-	4+	5+
	.9+	.1+	1.0+	171.4+	168.8+	*	* 50.0+	50.0+	* 150.0+	25.0-	3.2+	55.6+
ST ALBANS PD												
	83	44.48	554	71	12.81	0	3	3	2	96	417	33
	82	42.20	521	79	15.16	1	3	6	0	95	378	38
		2.28+	33+	8-	2.35-	1-	0	3-	2+	1+	39+	5-
	.9+	5.4+	6.3+	10.1-	15.5-	* 50.0-	* 50.0-	* 50.0-	* 10.3+	1.1+	10.3+	13.2-
SOUTH CHARLESTON PD												
	83	13.84	220	27	12.27	0	0	6	2	40	137	35
	82	26.85	423	81	19.14	0	2	4	4	89	292	32
		13.01-	203-	54-	6.87-	0	2-	2+	2-	49-	155-	3+
	.9+	48.5-	48.0-	66.7-	35.9-	* 50.0+	* 50.0+	* 50.0+	* 55.1-	55.1-	53.1-	9.4+
CHESAPEAKE PD												
	83	14.80	34	10	29.41	0	0	0	0	12	22	0
	82	5.70	13	7	53.84	0	0	0	2	6	4	1
		9.10+	21+	3+	24.43-	0	0	0	2-	6+	18+	1-
	.8+	159.6+	161.5+	42.9+	45.4-				* 1:0.0+	450.0+		* x

PAGE 18
WEST VIRGINIA U C R CRIME INDEX REPORT

IDENTIFIER	POPULATION	CRIME RATE	TOTAL OFFEN	TOTAL CLEARED	PERCENT CLEARED	MURDER	RAPE	ROBBERY	FEL ASHLT	BREAK ENTER	LARCENY THEFT	M/V THEFT
MARNET PD	2,227	12.85	42	18	42.85	0	0	0	3	11	25	3
	2,208	12.22	27	4	14.81	0	0	1	1	6	16	3
	19+	6.63+	15+	14+	28.04+	0	0	1-	2+	5+	9+	0
	.9+	54.3+	55.6+	350.0+	189.3+	0	0	*	200.0+	83.3+	56.3+	.0
EAST BANK PD	1,167	1.71	2	1	50.00	0	0	0	0	0	0	0
	1,157	6.91	8	7	87.50	0	0	0	0	6	2	0
	10+	5.20-	6-	6-	37.50-	0	0	0	0	4-	2-	0
	.9+	75.3-	75.0-	85.7-	42.9-	0	0	0	0	66.7-	*	0
GLASGOW PD	994	6.03	6	1	16.66	0	0	0	0	2	1	3
	986	4.05	4	0	.00	0	0	0	0	4	0	0
	8+	1.98+	2+	1+	16.66+	0	0	0	0	2-	1+	3+
	.8+	48.9+	50.0+	*	*	0	0	0	0	50.0-	*	*
CLENDENIN PD	1,231	12.18	15	15	100.00	0	0	0	0	0	15	0
	1,221	18.01	22	19	86.36	0	0	0	6	2	14	0
	10+	5.83-	7-	4-	13.64+	0	0	0	6-	2-	1+	0
	.8+	32.4-	31.8-	21.1-	15.8+	0	0	0	*	*	7.1+	0
CEDAR GROVE PD	1,463	3.41	5	5	100.00	0	1	0	0	0	3	1
	1,451	2.06	3	0	.00	0	0	0	0	3	0	0
	12+	1.35+	2+	5+	100.00+	0	1+	0	0	3-	3+	1+
	.8+	65.5+	66.7+	*	*	0	*	0	0	*	*	*
PRATT PD	806	3.72	3	0	.00	0	0	0	1	2	0	0
	800	2.50	2	0	.00	0	0	0	0	2	0	0
	6+	1.22+	1+	0	.00	0	0	0	1+	0	0	0
	.8+	48.8+	50.0+	0	0	0	0	0	*	.0	0	0
HANDLEY PD	641	1.56	1	0	.00	0	0	0	1	0	0	0
	636	.00	0	0	.00	0	0	0	0	0	0	0
	5+	1.56+	1+	0	.00	0	0	0	1+	0	0	0
	.8+	.0	*	0	0	0	0	0	*	0	0	0
W VA ST COLLEGE SECURITY	485	125.77	61	13	21.31	0	0	0	8	20	32	1
	480	106.24	51	2	3.92	0	0	0	4	8	39	0
	5+	19.53+	10+	11+	17.39+	0	0	0	4+	12+	7-	1+
	1.0+	18.4+	19.6+	550.0+	443.6+	0	0	0	100.0+	150.0+	17.9-	*
LEWIS CTY	19,228	6.76	130	24	18.46	1	1	5	2	35	71	15
	19,062	8.28	158	32	20.25	0	1	1	2	39	90	25
	166+	1.52-	28-	8-	1.79-	1+	0	4+	0	4-	19-	10-
	.9+	18.4-	17.7-	25.0-	8.8-	*	.0	600.0+	0	10.3-	21.1-	40.0-
RURAL	12,844	7.62	98	13	13.26	1	1	1	2	25	56	12
	12,733	8.48	108	21	19.44	0	0	0	2	30	55	21
	111+	.86-	10-	8-	6.18-	1+	1+	1+	0	5-	1+	9-
	.9+	10.1-	9.3-	38.1-	31.8-	*	*	*	.0	16.7-	1.8+	42.9-

PAGE 19
WEST VIRGINIA U C R CRIME INDEX REPORT

IDENTIFIER	POPULATION	CRIME RATE	TOTAL OFFEN	TOTAL CLEARED	PERCENT CLEARED	MURDER	RAPE	ROBBERY	FEL ASULT	BREAK ENTER	LARCENY THEFT	M/V THEFT
SHERIFF 83	73	8.21	6	1	0	1	1	2	13	48	8	
NUMERICAL CHANGE	73	15.06	11	0	0	0	0	2	17	46	8	
PERCENT CHANGE	0	6.85-	5-	1+	0	1+	1+	0	4-	2+	0	
	.0	45.5-	45.5-	*	4.3+	*	*	.0	23.5-	4.3+	.0	
STATE POLICE 83	25	28.00	7	0	1	0	0	0	12	8	4	
NUMERICAL CHANGE	35	28.57	10	0	0	0	0	0	13	9	13	
PERCENT CHANGE	10-	.57-	3-	0	1+	0	0	0	1-	1-	9-	
	28.6-	2.0-	30.0-	*	7.7-	11.1-	11.1-	0	7.7-	11.1-	69.2-	
MUNICIPAL 83	6,384	5.01	11	34.37	0	0	4	0	10	15	3	
NUMERICAL CHANGE	6,329	7.90	11	22.00	0	1	1	0	9	35	4	
PERCENT CHANGE	.9+	2.89-	18-	12.37+	0	1-	3+	0	1+	20-	1-	
	36.6-	56.2+	.0	300.0+	*	300.0+	*	0	11.1+	57.1-	25.0-	
WESTON PD 83	6,384	5.01	11	34.37	0	0	4	0	10	15	3	
NUMERICAL CHANGE	6,329	7.90	11	22.00	0	1	1	0	9	35	4	
PERCENT CHANGE	.9+	2.89-	18-	12.37+	0	1-	3+	0	1+	20-	1-	
	36.6-	56.2+	.0	300.0+	*	300.0+	*	0	11.1+	57.1-	25.0-	
RURAL 83	22,050	10.06	74	33.33	0	6	1	27	87	56	45	
NUMERICAL CHANGE	21,860	11.25	89	36.17	0	3	2	26	110	50	55	
PERCENT CHANGE	.9+	1.19-	15-	2.84-	0	3+	1-	1+	23-	6+	10-	
	10.6-	7.9-	16.9-	7.9-	0	100.0+	50.0-	3.8+	20.9-	12.0+	18.2-	
SHERIFF 83	41	56.09	23	56.09	0	1	0	16	6	13	5	
NUMERICAL CHANGE	34	79.41	27	79.41	0	0	0	18	4	9	3	
PERCENT CHANGE	7+	23.32-	4-	23.32-	0	1+	0	2-	2+	4+	2+	
	20.6+	29.4-	14.8-	29.4-	0	*	*	11.1-	50.0+	44.4+	66.7+	
STATE POLICE 83	181	28.17	51	28.17	0	5	1	11	81	43	40	
NUMERICAL CHANGE	212	29.24	62	29.24	0	3	2	8	106	41	52	
PERCENT CHANGE	14.6-	1.07-	11-	1.07-	0	2+	1-	3+	25-	2+	12-	
	17.7-	3.7-	17.7-	3.7-	0	66.7+	50.0-	37.5+	23.6-	4.9+	23.1-	
MUNICIPAL 83	1,214	7.41	9	66.66	0	0	0	0	1	8	0	
NUMERICAL CHANGE	1,204	6.64	8	50.00	0	0	0	0	2	6	0	
PERCENT CHANGE	.8+	.77+	1+	16.66+	0	0	0	0	1-	2+	0	
	11.6+	33.3+	50.0+	33.3+	0	0	0	0	50.0-	33.3+	0	
HAMLIN PD 83	1,214	7.41	9	66.66	0	0	0	0	1	8	0	
NUMERICAL CHANGE	1,204	6.64	8	50.00	0	0	0	0	2	6	0	
PERCENT CHANGE	.8+	.77+	1+	16.66+	0	0	0	0	1-	2+	0	
	11.6+	33.3+	50.0+	33.3+	0	0	0	0	50.0-	33.3+	0	

PAGE 20
WEST VIRGINIA U C R CRIME INDEX REPORT

IDENTIFIER	POPULATION	CRIME RATE	TOTAL OFFEN	TOTAL CLEARED	PERCENT CLEARED	MURDER	RAPE	ROBBERY	FEL ASHLT	BREAK ENTER	LARCENY THEFT	M/V THEFT
LOGAN CITY	51,404	22.87	1176	273	23.21	5	6	28	25	428	485	199
	50,961	27.33	1393	390	27.99	1	3	29	63	453	600	244
NUMERICAL CHANGE	463+	4.66-	217-	117-	4.78-	4+	3+	1-	38-	25-	115-	45-
PERCENT CHANGE	.9+	16.3-	15.6-	30.0-	17.1-	400.0+	100.0+	3.4-	60.3-	5.4-	19.2-	18.4-
RURAL	45,831	20.52	941	223	23.69	5	6	26	21	380	338	165
	45,435	27.58	1254	352	28.07	1	3	24	58	418	523	227
NUMERICAL CHANGE	396+	7.06-	313-	129-	4.38-	4+	3+	2+	37-	38-	185-	62-
PERCENT CHANGE	.9+	25.6-	25.0-	36.6-	15.6-	400.0+	100.0+	8.3+	63.8-	9.1-	35.4-	27.3-
SHERIFF	110	13.63	15	15	13.63	1	0	3	3	40	51	12
	159	13.20	21	21	13.20	0	1	4	3	38	86	27
NUMERICAL CHANGE	49+	6-	6-	6-	43+	1+	1-	1-	0	2+	35-	15-
PERCENT CHANGE	30.8-	28.6-	3.3+	3.3+	3.3+	*	*	25.0-	.0	5.3+	40.7-	55.6-
STATE POLICE	831	208	25.03	4	6	23	18	340	287	153	153	153
	1095	331	30.22	1	2	20	55	380	437	200	200	200
NUMERICAL CHANGE	264-	5.19-	123-	4+	3+	4+	37-	40-	150-	47-	47-	47-
PERCENT CHANGE	24.1-	37.2-	17.2-	300.0+	200.0+	15.0+	67.3-	10.5-	34.3-	23.5-	23.5-	23.5-
MUNICIPAL	5,573	42.16	235	50	21.27	0	0	2	4	48	147	34
	5,526	25.15	139	38	27.33	0	0	5	5	35	77	17
NUMERICAL CHANGE	47+	17.01+	96+	12+	6.06-	0	0	3-	1-	13+	70+	17+
PERCENT CHANGE	.9+	67.6+	69.1+	31.6+	22.2-	0	0	60.0-	20.0-	37.1+	90.9+	100.0+
LOGAN PD	3,059	50.66	155	28	18.06	0	0	1	3	35	99	17
	3,033	29.01	88	15	17.04	0	0	3	3	20	54	8
NUMERICAL CHANGE	26+	21.65+	67+	13+	1.02+	0	0	2-	0	15+	45+	9+
PERCENT CHANGE	.9+	74.6+	76.1+	86.7+	6.0+	0	0	66.7-	.0	75.0+	83.3+	112.5+
MAN PD	1,354	6.64	9	3	33.33	0	0	0	0	4	2	3
	1,343	23.82	32	20	62.50	0	0	0	1	10	17	4
NUMERICAL CHANGE	11+	17.18-	23-	17-	29.17-	0	0	0	1-	6-	15-	1-
PERCENT CHANGE	.8+	72.1-	71.9-	85.0-	46.7-	0	0	0	*	60.0-	88.2-	25.0-
CHAPMANVILLE PD	1,160	61.20	71	19	26.76	0	0	1	1	9	46	14
	1,150	16.52	19	3	15.78	0	0	2	1	5	6	5
NUMERICAL CHANGE	10+	44.68+	52+	16+	10.98+	0	0	1-	0	4+	40+	9+
PERCENT CHANGE	.9+	270.5+	273.7+	533.3+	69.6+	0	0	50.0-	.0	80.0+	666.7+	180.0+
MCDOWELL CITY	50,421	4.93	249	85	34.13	8	2	2	31	140	40	26
	49,992	4.80	240	89	37.08	3	5	8	23	108	50	43
NUMERICAL CHANGE	429+	.13+	9+	4-	2.95-	5+	3-	6-	8+	32+	10-	17-
PERCENT CHANGE	.9+	2.7+	3.8+	4.5-	8.0-	166.7+	60.0-	75.0-	34.8+	29.6+	20.0-	39.5-
RURAL	36,247	5.65	205	56	27.31	8	2	2	10	124	35	24
	35,934	6.12	220	77	35.00	3	4	8	17	101	46	41
NUMERICAL CHANGE	313+	.47-	15-	21-	7.69-	5+	2-	6-	7-	23+	11-	17-
PERCENT CHANGE	.9+	7.7-	6.8-	27.3-	22.0-	166.7+	50.0-	75.0-	41.2-	22.8+	23.9-	41.5-

PAGE 21
WEST VIRGINIA U C R CRIME INDEX REPORT

IDENTIFIER	POPULATION	CRIME RATE	TOTAL OFFEN	TOTAL CLEARED	PERCENT CLEARED	MURDER	RAPE	ROBBERY	FEL ASHLT	BREAK ENTER	LARCENY THEFT	M/V THEFT
SHERIFF	83		0	0	.00	0	0	0	0	0	0	0
NUMERICAL CHANGE	82		0	0	.00	0	0	0	0	0	0	0
PERCENT CHANGE			0	0	.00	0	0	0	0	0	0	0
STATE POLICE	83		205	56	27.31	8	2	2	10	24	35	24
NUMERICAL CHANGE	82		220	77	35.00	3	4	8	17	501	46	41
PERCENT CHANGE			15-	21-	7.69-	5+	2-	6-	7-	23+	11-	17-
MUNICIPAL	83		6.8-	27.3-	22.0-	166.7+	50.0-	75.0-	41.2-	23.8+	23.9-	41.5-
NUMERICAL CHANGE	82		44	29	65.90	0	0	0	21	16	5	2
PERCENT CHANGE			1.42	12	60.00	0	1-	0	6	7	4	2
KEYSTONE PD	83		24+	17+	5.90+	0	1-	0	15+	9+	1+	0
NUMERICAL CHANGE	82		118.3+	120.0+	9.8+	0	*	0	250.0+	123.6+	25.0+	0
PERCENT CHANGE			2.22	0	.00	0	0	0	0	2	0	0
WAR PD	83		0	0	.00	0	0	0	0	0	0	0
NUMERICAL CHANGE	82		0	0	.00	0	0	0	0	0	0	0
PERCENT CHANGE			2.22+	2+	.00	0	0	0	0	2+	0	0
WELCH PD	83		0	0	.00	0	0	0	0	0	0	0
NUMERICAL CHANGE	82		0	0	.00	0	0	0	0	0	0	0
PERCENT CHANGE			.0	0	.00	0	0	0	0	*	0	0
ANAWALT PD	83		0	0	.00	0	0	0	0	0	0	0
NUMERICAL CHANGE	82		0	0	.00	0	0	0	0	0	0	0
PERCENT CHANGE			0	0	.00	0	0	0	0	0	0	0
GARY PD	83		0	0	.00	0	0	0	0	0	0	0
NUMERICAL CHANGE	82		0	0	.00	0	0	0	0	0	0	0
PERCENT CHANGE			0	0	.00	0	0	0	0	0	0	0
NORTH FORK PD	83		0	0	.00	0	0	0	0	0	0	0
NUMERICAL CHANGE	82		0	0	.00	0	0	0	0	0	0	0
PERCENT CHANGE			0	0	.00	0	0	0	0	0	0	0
DAVY PD	83		0	0	.00	0	0	0	0	0	0	0
NUMERICAL CHANGE	82		0	0	.00	0	0	0	0	0	0	0
PERCENT CHANGE			0	0	.00	0	0	0	0	0	0	0
KIMBALL PD	83		0	0	.00	0	0	0	0	0	0	0
NUMERICAL CHANGE	82		0	0	.00	0	0	0	0	0	0	0
PERCENT CHANGE			0	0	.00	0	0	0	0	0	0	0

PAGE 22
WEST VIRGINIA U C R CRIME INDEX REPORT

IDENTIFIER	POPULATION	CRIME RATE	TOTAL OFFEN	TOTAL CLEARED	PERCENT CLEARED	MURDER	RAPE	ROBBERY	FEL ASLTT	BREAK ENTER	LARCENY THEFT	M/V THEFT
IEAGER PD	807	4.95	4	0	.00	0	0	0	0	0	2	2
NUMERICAL CHANGE	801	1.24	1	0	.00	0	0	0	0	0	0	1
PERCENT CHANGE	6+	3.71+	3+	0	.00	0	0	0	0	0	2+	1+
	.7+	299.2+	300.0+									100.0+
BRADSHAW PD	1,054	.94	1	1	100.00	0	0	0	0	0	1	0
NUMERICAL CHANGE	1,045	.95	1	0	.00	0	0	0	0	0	0	1
PERCENT CHANGE	9+	.01-	0	1+	100.00+	0	0	0	0	0	1+	1-
	.9+	1.1-	.0	*	*						*	*
MARION CTY	66,681	20.92	1396	310	22.20	5	5	28	24	404	834	96
NUMERICAL CHANGE	66,109	25.14	1663	414	24.89	4	7	25	28	633	881	85
PERCENT CHANGE	572+	4.22-	267-	104-	2.69-	1+	2-	3+	4-	229-	47-	11+
	9+	16.8-	16.1-	25.1-	10.8-	25.0+	28.6-	12.0+	14.3-	36.2-	5.3-	12.9+
RURAL	34,135	12.67	426	133	31.22	1	1	7	13	132	221	51
NUMERICAL CHANGE	33,840	15.63	529	193	36.68	1	5	4	26	190	252	51
PERCENT CHANGE	295+	3.16-	103-	60-	5.26-	0	4-	3+	13-	58-	31-	0
	.9+	20.2-	19.5-	31.1-	14.4-	.0	80.0-	75.0+	50.0-	30.5-	12.3-	.0
SHERIFF	83	282	282	99	35.10	1	0	6	11	94	152	18
NUMERICAL CHANGE	82	410	410	151	36.82	1	5	4	23	160	192	25
PERCENT CHANGE		128-	52-	1.72-	1.24-	0	5-	2+	12-	66-	40-	7-
		31.2-	34.4-	4.7-		.0	*	50.0+	52.2-	41.3-	20.8-	28.0-
STATE POLICE	83	144	34	23.61	0	1	1	1	2	38	69	33
NUMERICAL CHANGE	82	119	42	35.29	0	0	0	0	3	30	60	26
PERCENT CHANGE		25+	8-	11.68-	0	1+	*	*	1-	8+	9+	7+
		21.0+	19.0-	33.1-					33.3-	26.7+	15.0+	26.9+
MUNICIPAL	83	970	177	18.24	4	4	21	11	11	272	613	45
NUMERICAL CHANGE	82	35.13	1134	221	19.48	3	2	21	12	443	629	34
PERCENT CHANGE	.9+	5.34-	164-	44-	1.24-	1+	2+	0	9+	171-	16-	11+
		15.2-	14.5-	6.4-	33.3+	33.3+	100.0+	.0	450.0+	38.6-	2.5-	32.4+
FAIRMONT PD	24,304	39.04	949	172	18.12	4	3	21	11	268	598	44
NUMERICAL CHANGE	24,094	46.27	1115	217	19.46	3	2	21	2	426	628	33
PERCENT CHANGE	210+	7.23-	166-	45-	1.34-	1+	1+	0	9+	158-	30-	11+
	.9+	15.6-	14.9-	6.9-	33.3+	33.3+	50.0+	.0	450.0+	37.1-	4.8-	33.3+
MANNINGTON PD	3,070	6.51	20	5	25.00	0	1	0	0	3	15	1
NUMERICAL CHANGE	3,044	4.59	14	2	14.28	0	0	0	0	12	1	1
PERCENT CHANGE	26+	1.92+	6+	3+	10.72+	0	1+	0	0	9-	14+	0
	.9+	41.8+	42.9+	150.0+	75.1+		*			75.0-	1400.0+	.0
RIVESVILLE PD	83	.00	0	0	.00	0	0	0	0	0	0	0
NUMERICAL CHANGE	82	.00	0	0	.00	0	0	0	0	0	0	0
PERCENT CHANGE	11+	.00	0	0	.00	0	0	0	0	0	0	0
	.8+											

PAGE 23
WEST VIRGINIA U C R CRIME INDEX REPORT

IDENTIFIER	POPULATION	CRIME RATE	TOTAL OFFEN	TOTAL CLEARED	PERCENT CLEARED	MURDER	RAPE	ROBBERY	FEL ASHLT	BREAK ENTER	LARCENY THEFT	M/V THEFT
MONONGAH PD	1,149	.00	0	0	.00	0	0	0	0	0	0	0
NUMERICAL CHANGE	1,140	.00	0	0	.00	0	0	0	0	0	0	0
PERCENT CHANGE	.9+	.00	0	0	.00	0	0	0	0	0	0	0
	.8+											
FAIRVIEW PD	773	1.29	1	0	.00	0	0	0	0	1	0	0
NUMERICAL CHANGE	767	2.60	2	1	50.00	0	0	0	0	2	0	0
PERCENT CHANGE	.6+	1.31-	1-	1-	50.00-	0	0	0	0	1-	0	0
	.8+	50.4-	50.0-	*	*					50.0-		
FARMINGTON PD	591	.00	0	0	.00	0	0	0	0	0	0	0
NUMERICAL CHANGE	586	3.41	2	1	50.00	0	0	0	0	2	0	0
PERCENT CHANGE	.5+	3.41-	2-	1-	50.00-	0	0	0	0	2-	0	0
	.9+	.0	*	*	*					*		
GRANT TOWN PD	975	.00	0	0	.00	0	0	0	0	0	0	0
NUMERICAL CHANGE	967	1.03	1	0	.00	0	0	0	0	1	0	0
PERCENT CHANGE	.8+	1.03-	1-	0	.00	0	0	0	0	1-	0	0
	.8+	.0	*	*						*		
WORTHINGTON PD	333	.00	0	0	.00	0	0	0	0	0	0	0
NUMERICAL CHANGE	331	.00	0	0	.00	0	0	0	0	0	0	0
PERCENT CHANGE	.2+	.00	0	0	.00	0	0	0	0	0	0	0
	.6+											
MARSHALL CTY TOTAL	42,121	21.48	905	168	18.56	0	2	3	15	278	554	53
NUMERICAL CHANGE	41,760	20.89	873	189	21.64	0	4	2	5	275	546	41
PERCENT CHANGE	.9+	.59+	32+	21-	3.08-	0	2-	1+	10+	3+	8+	12+
	.9+	2.8+	3.7+	11.1-	14.2-	0	50.0-	50.0+	200.0+	1.1+	1.5+	29.3+
RURAL	21,616	7.91	171	22	12.86	0	1	0	6	96	59	9
NUMERICAL CHANGE	21,430	6.48	139	27	19.42	0	3	0	4	79	47	6
PERCENT CHANGE	.9+	1.43+	32+	5-	6.56-	0	2-	0	2+	17+	12+	3+
		22.1+	23.0+	18.5-	33.8-	0	66.7-	0	50.0+	21.5+	25.5+	50.0+
SHERIFF	83		129	3	2.32	0	1	0	0	75	49	4
NUMERICAL CHANGE	82		96	20	20.83	0	2	0	2	58	31	3
PERCENT CHANGE			33+	17-	18.51-	0	1-	0	2-	17+	18+	1+
			34.4+	85.0-	88.9-	0	50.0-	0	*	29.3+	58.1+	33.3+
STATE POLICE	83		42	19	45.23	0	0	0	6	21	10	5
NUMERICAL CHANGE	82		43	7	16.27	0	1	0	2	21	16	3
PERCENT CHANGE			1-	12+	28.96+	0	1-	0	4+	0	6-	2+
			2.3-	171.4+	178.0+	0	*	0	200.0+	.0	37.5-	66.7+
MUNICIPAL	20,505	35.78	734	146	19.89	0	1	3	9	182	495	44
NUMERICAL CHANGE	20,330	36.09	734	162	22.07	0	1	2	1	196	499	35
PERCENT CHANGE	.9+	.31-	0	16-	2.18-	0	0	1+	8+	14-	4-	9+
		.9-	.0	9.9-	9.9-	0	.0	50.0+	800.0+	7.1-	.8-	25.7+

PAGE 24
WEST VIRGINIA U C R CRIME INDEX REPORT

IDENTIFIER	POPULATION	CRIME RATE	TOTAL OFFEN	TOTAL CLEARED	PERCENT CLEARED	MURDER	RAPE	ROBBERY	FEL ASHLT	BREAK ENTER	LARCENY THEFT	M/V THEFT
BENMOOD PD	2,030	69.95	142	80	56.33	0	0	1	1	16	122	2
	2,013	81.47	164	106	64.63	0	1	0	1	10	149	3
NUMERICAL CHANGE	17+	11.52-	22-	26-	8.30-	0	1-	1+	0	6+	27-	1-
PERCENT CHANGE	.8+	14.1-	13.4-	24.5-	12.8-	0	* *	* *	.0	60.0+	18.1-	33.3-
CAMERON PD	1,498	10.68	16	6	37.50	0	0	0	6	0	9	1
	1,486	1.34	2	0	.00	0	0	0	0	1-	1	1+
NUMERICAL CHANGE	12+	9.34+	14+	6+	37.50+	0	0	0	6+	1-	8+	1+
PERCENT CHANGE	.8+	697.0+	700.0+	* *	* *	0	0	0	* *	* *	800.0+	* *
GLEN DALE PD	1,904	.00	0	0	.00	0	0	0	0	0	0	0
	1,888	7.94	15	2	13.33	0	0	1	0	4	7	3
NUMERICAL CHANGE	16+	7.94-	15-	2-	13.33-	0	0	1-	0	4-	7-	3-
PERCENT CHANGE	.8+	.0	* *	* *	* *	0	0	* *	0	* *	* *	* *
MCMECHEN PD	2,448	6.12	15	0	.00	0	0	0	0	2	13	0
	2,427	9.88	24	1	4.16	0	0	0	0	5	19	0
NUMERICAL CHANGE	21+	3.76-	9-	1-	4.16-	0	0	0	0	3-	6-	0
PERCENT CHANGE	.9+	38.1-	37.5-	* *	* *	0	0	0	0	60.0-	31.6-	0
MOUNDSVILLE PD	12,625	44.43	561	60	10.69	0	1	2	2	164	351	41
	12,516	42.26	529	53	10.01	0	0	1	0	176	323	29
NUMERICAL CHANGE	109+	2.17+	32+	7+	.68+	0	1+	1+	2+	12-	28+	12+
PERCENT CHANGE	.9+	5.1+	6.0+	13.2+	6.8+	0	* *	100.0+	* *	6.8-	8.7+	41.4+
MASON CITY	27,235	21.14	576	167	28.99	0	1	2	40	155	316	62
	27,002	23.03	622	119	19.13	0	2	3	23	147	409	38
NUMERICAL CHANGE	233+	1.89-	46-	48+	9.86+	0	1-	1-	17+	8+	93-	24+
PERCENT CHANGE	.9+	8.2-	7.4-	40.3+	51.5+	0	50.0-	33.3-	73.9+	5.4+	22.7-	63.2+
RURAL	16,912	19.74	334	97	29.04	0	1	1	34	81	167	50
	16,766	20.99	352	69	19.60	0	2	1	20	79	221	29
NUMERICAL CHANGE	146+	1.25-	18-	28+	9.44+	0	1-	0	14+	2+	54-	21+
PERCENT CHANGE	.9+	6.0-	5.1-	40.6+	48.2+	0	50.0-	.0	70.0+	2.5+	24.4-	72.4+
SHERIFF	83	288	81	28.12	0	1	1	1	32	64	152	38
	82	327	64	19.57	0	2	1	1	19	68	211	26
NUMERICAL CHANGE	39-	39-	17+	8.55+	0	1-	0	0	13+	4-	59-	12+
PERCENT CHANGE	11.9-	11.9-	26.6+	43.7+	0	50.0-	.0	.0	68.4+	5.9-	28.0-	46.2+
STATE POLICE	83	46	16	34.78	0	0	0	0	2	17	15	12
	82	25	5	20.00	0	0	0	0	1	11	10	3
NUMERICAL CHANGE	21+	21+	11+	14.78+	0	0	0	0	1+	6+	5+	9+
PERCENT CHANGE	84.0+	84.0+	220.0+	73.9+	0	0	0	0	100.0+	54.5+	50.0+	300.0+
MUNICIPAL	10,323	23.44	242	70	28.92	0	0	1	6	74	149	12
	10,236	26.37	270	50	18.51	0	0	2	3	68	188	9
NUMERICAL CHANGE	87+	2.93-	28-	20+	10.41+	0	0	1-	3+	6+	39-	3+
PERCENT CHANGE	.8+	11.1-	10.4-	40.0+	56.2+	0	0	50.0-	100.0+	8.8+	20.7-	33.3+

PAGE 25
WEST VIRGINIA U C R CRIME INDEX REPORT

IDENTIFIER	POPULATION	CRIME RATE	TOTAL OFFEN	TOTAL CLEARED	PERCENT CLEARED	MURDER	RAPE	ROBBERY	FEL ASHLT	BREAK ENTER	LARCENY THEFT	M/V THEFT
POINT PLEASANT PD	5,761	33.32	192	55	28.64	0	0	1	3	56	125	9
NUMERICAL CHANGE	5,712	42.36	242	39	16.11	0	0	2	3	58	172	7
PERCENT CHANGE	.9+	9.04-	50-	16+	12.53+	0	0	1-	0	4-	47-	2+
		21.3-	20.7-	41.0+	77.8+			50.0-	.0	6.9-	27.3-	28.6+
NEW HAVEN PD	1,751	7.99	14	1	7.14	0	0	0	0	6	6	2
NUMERICAL CHANGE	1,736	6.03	7	5	71.42	0	0	0	0	5	1	1
PERCENT CHANGE	.15+	3.96+	7+	4-	64.28-	0	0	0	0	1+	5+	1+
	.9+	98.3+	100.0+	80.0-	90.0-				20.0+	20.0+	500.0+	100.0+
MASON PD	1,402	17.11	24	10	41.66	0	0	0	1	9	13	1
NUMERICAL CHANGE	1,390	9.35	13	4	30.76	0	0	0	0	3	10	0
PERCENT CHANGE	.12+	7.76+	11+	6+	10.90+	0	0	0	1+	6+	3+	1+
	.9+	83.0+	84.6+	150.0+	35.4+				* 200.0+	* 30.0+	* *	* *
HENDERSON PD	608	19.73	12	4	33.33	0	0	0	2	5	5	0
NUMERICAL CHANGE	603	13.26	8	2	25.00	0	0	0	0	2	5	1
PERCENT CHANGE	.5+	6.47+	4+	2+	8.33+	0	0	0	2+	3+	0	1-
	.8+	48.8+	50.0+	100.0+	33.3+				* 150.0+	* .0	* *	* *
HARTFORD PD	561	.00	0	0	.00	0	0	0	0	0	0	0
NUMERICAL CHANGE	557	.00	0	0	.00	0	0	0	0	0	0	0
PERCENT CHANGE	.4+	.00	0	0	.00	0	0	0	0	0	0	0
LEON PD	240	.00	0	0	.00	0	0	0	0	0	0	0
NUMERICAL CHANGE	238	.00	0	0	.00	0	0	0	0	0	0	0
PERCENT CHANGE	.8+	.00	0	0	.00	0	0	0	0	0	0	0
MERCER CTY	74,659	26.49	1979	369	18.64	4	4	41	72	514	1203	141
TOTAL	74,017	27.68	2049	368	17.95	5	7	27	46	666	1154	144
NUMERICAL CHANGE	642+	1.19-	70-	1+	.69+	1-	3-	14+	26+	152-	49+	3-
PERCENT CHANGE	.9+	4.3-	3.6-	.3+	3.8+	20.0-	42.9-	51.9+	56.5+	22.8-	4.2+	2.1-
RURAL	46,715	12.39	579	158	27.28	2	2	12	45	188	262	68
NUMERICAL CHANGE	46,315	12.47	578	185	32.00	4	0	5	24	202	264	79
PERCENT CHANGE	.400+	.08-	1+	27-	4.72-	2-	2+	7+	21+	14-	2-	11-
	.9+	.6-	.2+	14.6-	14.8-	50.0-	* 140.0+	* 87.5+	* 6.9-	* 6.9-	* .8-	* 13.9-
SHERIFF	83	360	83	23.05	1	1	9	23	45	126	162	38
NUMERICAL CHANGE	82	380	91	23.94	1	0	5	13	24	151	173	37
PERCENT CHANGE	83	20-	8-	.89-	0	0	4+	10+	10+	25-	11-	1+
		5.3-	8.8-	3.7-	.0	* 80.0+	* 76.9+	* 16.6-	* 6.4-	* 6.4-	* 2.7+	* 2.7+
STATE POLICE	83	219	75	34.24	1	1	3	22	62	100	30	30
NUMERICAL CHANGE	82	198	94	47.47	3	0	0	11	51	91	42	42
PERCENT CHANGE	82	21+	17	13.23	2-	1+	3+	11+	11+	9+	9+	12-
		10.6+	20.2-	27.9-	66.7-	* 100.0+	* 21.6+	* 9.9+	* 28.6-	* 28.6-	* 28.6-	* 28.6-

PAGE 26
WEST VIRGINIA U C R CRIME INDEX REPORT

IDENTIFIER	POPULATION	CRIME RATE	TOTAL OFFEN	PERCENT CLEARED	MURDER	RAPE	ROBBERY	FEL ASHLT	BREAK ENTER	LARCENY THEFT	M/V THEFT
MUNICIPAL 83	27,944	50.09	1400	211	15.07	2	29	27	326	941	73
NUMERICAL CHANGE 82	27,702	53.08	1471	183	12.44	1	22	22	464	890	65
PERCENT CHANGE	242+ .9+	2.99- 5.6+	71- 4.8-	28+ 15.3+	1+ 21.1+	1+ 100.0+	5- 31.8+	5+ 22.7+	138- 29.7-	51+ 5.7+	8+ 12.3+
ATHENS PD	1,143	.87	1	0	.00	0	0	0	1	0	0
NUMERICAL CHANGE 82	1,134	2.64	3	0	.00	0	0	0	3	0	0
PERCENT CHANGE	9+ .8+	1.77- 67.0-	2- 66.7-	0	.00	0	0	0	2-	0	0
BLUEFIELD PD	16,163	39.03	631	124	19.65	1	16	19	155	402	36
NUMERICAL CHANGE 82	16,024	42.49	681	146	21.43	1	9	21	211	408	29
PERCENT CHANGE	139+ .9+	3.46- 8.1-	50- 7.3-	22- 15.1-	1.78- 8.3-	0	7+ 77.8+	2- 9.5-	56- 26.5-	6- 1.5-	7+ 24.1+
PRINCETON PD	7,560	97.61	738	85	11.51	1	13	8	148	532	36
NUMERICAL CHANGE 82	7,495	100.86	756	36	4.76	0	13	1	231	471	35
PERCENT CHANGE	65+ .9+	3.25- 3.2-	18+ 2.4-	49+ 136.1+	6.75+ 141.8+	1+ *	5- *	7+ 700.0+	83- 35.9-	61+ 13.0+	1+ 2.9+
MATOAKA PD	617	1.62	1	0	.00	0	0	0	0	0	1
NUMERICAL CHANGE 82	612	4.90	3	0	.00	0	0	0	1	1	1
PERCENT CHANGE	5+ .8+	3.28- 66.9-	2- 66.7-	0	.00	0	0	0	1-	1-	0
BRAMWELL PD	1,009	.00	0	0	.00	0	0	0	0	0	0
NUMERICAL CHANGE 82	1,001	.00	0	0	.00	0	0	0	0	0	0
PERCENT CHANGE	8+ .8+	.00	0	0	.00	0	0	0	0	0	0
CONCORD COL SECURITY	942	4.24	4	2	50.00	0	0	0	4	0	0
NUMERICAL CHANGE 82	936	13.88	13	1	7.69	0	0	0	6	7	0
PERCENT CHANGE	6+ .6+	9.64- 69.5-	9- 69.2-	1+ 100.0+	42.31+ 550.2+	0	0	0	2-	7-	0
BLUEFIELD ST SECURITY	510	49.01	25	0	.00	0	0	0	18	7	0
NUMERICAL CHANGE 82	500	30.00	15	0	.00	0	0	0	12	3	0
PERCENT CHANGE	10+ 2.0+	19.01+ 63.4+	10+ 66.7+	0	.00	0	0	0	6+ 50.0+	4+ 133.3+	0
MINERAL CITY TOTAL	27,638	12.73	352	118	33.52	1	6	10	69	243	21
NUMERICAL CHANGE 82	27,401	13.90	381	52	13.64	0	3	2	102	260	12
PERCENT CHANGE	237+ .9+	1.17- 8.4-	29- 7.6-	66+ 126.9+	19.88+ 145.7+	1+ *	4+ 200.0+	8+ 400.0+	33- 32.4-	17- 6.5-	19+ 75.0+
RURAL	16,683	11.32	189	73	38.62	1	6	5	58	103	15
NUMERICAL CHANGE 82	16,534	11.91	197	15	7.61	0	1	1	65	117	11
PERCENT CHANGE	149+ .9+	.59- 5.0-	8- 4.1-	58+ 386.7+	31.01+ 407.5+	1+ *	5+ 500.0+	4+ 400.0+	7- 10.8-	14- 12.0-	4+ 36.4+

PAGE 27
WEST VIRGINIA U C R CRIME INDEX REPORT

IDENTIFIER	POPULATION	CRIME RATE	TOTAL OFFEN	TOTAL CLEARED	PERCENT CLEARED	MURDER	RAPE	ROBBERY	FEL ASHLT	BREAK ENTER	LARCENY THEFT	M/V THEFT
SHERIFF 83			26	14	53.84	0	0	1	2	7	8	8
NUMERICAL CHANGE 82			8	1	12.50	0	0	0	0	4	4	0
PERCENT CHANGE			18+	13+	41.34+	0	0	*	2+	3+	4+	8+
			225.0+	1300.0+	330.7+					75.0+	100.0+	*
STATE POLICE 83			163	59	36.19	1	1	5	1	51	95	7
NUMERICAL CHANGE 82			189	14	7.40	0	2	1	1	61	113	11
PERCENT CHANGE			26-	45+	28.79+	1+	1-	4+	2+	10-	18-	4-
			13.8-	321.4+	389.1+	*	50.0-	400.0+	200.0+	16.4-	15.9-	36.4-
MUNICIPAL 83	10,955	14.87	163	45	27.60	0	1	0	5	11	140	6
NUMERICAL CHANGE 82	10,867	16.93	184	37	20.10	0	1	1	1	37	143	1
PERCENT CHANGE	88+	2.06-	21-	8+	7.50+	0	0	1-	4+	26-	3-	5+
	.8+	12.2-	11.4-	21.6+	37.3+		.0	*	400.0+	70.3-	2.1-	500.0+
KEYSER PD 83	6,638	20.31	136	34	25.00	0	0	0	1	1	129	5
NUMERICAL CHANGE 82	6,638	24.25	161	34	21.11	0	1	1	1	29	128	1
PERCENT CHANGE	9+	3.94-	25-	0	3.89+	0	1-	*	0	28-	1+	4+
	.9+	16.2-	15.5-	.0	18.4+		*	*	.0	96.6-	.8+	400.0+
PIEDMONT PD 83	1,517	17.79	27	11	40.74	0	1	0	6	10	11	1
NUMERICAL CHANGE 82	1,504	15.29	23	3	13.04	0	0	0	0	8	15	0
PERCENT CHANGE	13+	2.50+	4+	8+	27.70+	0	1+	0	4+	2+	4-	1+
	.9+	16.4+	17.4+	266.7+	212.4+		*	*	4+	25.0+	26.7-	*
RIDGELEY PD 83	1,012	.00	0	0	.00	0	0	0	0	0	0	0
NUMERICAL CHANGE 82	1,004	.00	0	0	.00	0	0	0	0	0	0	0
PERCENT CHANGE	8+	.00	0	0	.00	0	0	0	0	0	0	0
	.8+											
ELK GARDEN PD 83	296	.00	0	0	.00	0	0	0	0	0	0	0
NUMERICAL CHANGE 82	294	.00	0	0	.00	0	0	0	0	0	0	0
PERCENT CHANGE	2+	.00	0	0	.00	0	0	0	0	0	0	0
	.7+											
POTOMAC ST SECURITY 83	1,435	.00	0	0	.00	0	0	0	0	0	0	0
NUMERICAL CHANGE 82	1,427	.00	0	0	.00	0	0	0	0	0	0	0
PERCENT CHANGE	8+	.00	0	0	.00	0	0	0	0	0	0	0
	.6+											
MINGO CTY TOTAL	37,705	26.04	982	311	31.67	5	4	11	212	256	328	166
NUMERICAL CHANGE 82	37,382	24.44	914	311	34.02	9	6	21	194	229	309	146
PERCENT CHANGE	323+	1.60+	68+	0	2.35-	4-	2-	10-	18+	12+	19+	20+
	.9+	6.5+	7.4+	.0	6.9-	44.4-	33.3-	47.6-	9.3+	11.8+	6.1+	13.7+
RURAL 83	29,130	18.91	551	201	36.47	5	4	2	57	168	170	145
NUMERICAL CHANGE 82	28,879	14.99	433	220	50.80	8	2	11	76	117	106	119
PERCENT CHANGE	251+	3.92+	118+	19-	14.33-	3-	2+	9-	13-	51+	64+	26+
	.9+	26.2+	27.3+	8.6-	28.2-	37.5-	100.0+	81.8-	18.6-	43.6+	60.4+	21.8+

WEST VIRGINIA U C R CRIME INDEX REPORT

IDENTIFIER	POPULATION	CRIME RATE	TOTAL OFFEN	TOTAL CLEARED	PERCENT CLEARED	MURDER	RAPE	ROBBERY	FEL ASHLT	BREAK ENTER	LARCENY THEFT	M/V THEFT
SHERIFF	83		295	154	52.20	1	1	2	46	93	76	76
NUMERICAL CHANGE	82		250	179	71.60	5	2	9	59	71	54	50
PERCENT CHANGE			18.0+	14.0-	27.1-	80.0-	50.0-	77.8-	22.0-	31.0+	40.7+	52.0+
STATE POLICE	83		256	47	18.35	4	3	0	11	75	94	69
NUMERICAL CHANGE	82		183	41	22.40	3	0	2	11	46	52	69
PERCENT CHANGE			39.9+	14.6+	18.1-	33.3+	*	*	0	63.0+	80.8+	0
MUNICIPAL	83		8,575	431	50.25	0	0	9	155	88	158	21
NUMERICAL CHANGE	82		8,503	481	56.56	1	4	10	124	112	203	27
PERCENT CHANGE			.8+	11.2-	10.4-	20.9+	35.0+	10.0-	25.0+	21.4-	22.2-	22.2-
GILBERT PD	83		775	0	.00	0	0	0	0	0	0	0
NUMERICAL CHANGE	82		769	13	16.90	0	0	0	3	6	4	0
PERCENT CHANGE			.8+	.0	16.90-	0	0	0	*	6-	4-	0
WILLIAMSON PD	83		5,255	424	80.68	0	0	9	155	86	155	19
NUMERICAL CHANGE	82		5,210	465	89.24	1	4	10	121	104	199	26
PERCENT CHANGE			.9+	9.6-	8.8-	42.0+	10.0-	28.1+	34+	18-	44-	7-
KERMIT PD	83		724	7	9.66	0	0	0	0	2	3	2
NUMERICAL CHANGE	82		718	2	2.78	0	0	0	0	2	0	0
PERCENT CHANGE			.8+	247.5+	250.0+	0	0	0	0	0	3+	2+
DELBARTON PD	83		1,004	0	.00	0	0	0	0	0	0	0
NUMERICAL CHANGE	82		996	1	1.00	0	0	0	0	0	0	1
PERCENT CHANGE			.8+	.0	1.00-	0	0	0	0	0	0	1-
MATEMAN PD	83		817	0	.00	0	0	0	0	0	0	0
NUMERICAL CHANGE	82		810	0	.00	0	0	0	0	0	0	0
PERCENT CHANGE			.9+	.00	.00	0	0	0	0	0	0	0
MONONGALIA CITY TOTAL	83		76,571	1803	23.52	0	9	11	51	338	1261	133
NUMERICAL CHANGE	82		75,911	2037	26.82	6	8	20	60	461	1310	172
PERCENT CHANGE			.9+	12.3-	11.5-	34.6+	12.5+	45.0-	15.0-	26.7-	3.7-	22.7-
RURAL	83		37,137	513	13.80	0	7	2	1	139	330	34
NUMERICAL CHANGE	82		36,782	487	13.23	5	2	7	4	171	251	47
PERCENT CHANGE			1.0+	4.3+	5.3+	39.0+	32.0+	71.4-	75.0-	18.7-	31.5+	27.7-

PAGE 29
WEST VIRGINIA U C R CRIME INDEX REPORT

IDENTIFIER	POPULATION	CRIME RATE	TOTAL OFFEN	TOTAL CLEARED	PERCENT CLEARED	MURDER	RAPE	ROBBERY	FEL ASHLT	BREAK-ENTER	LARCENY THEFT	M/V THEFT
SHERIFF	83		229	5	2.18	0	0	0	0	60	168	1
	82		194	8	4.12	0	0	1	0	76	116	1
		NUMERICAL CHANGE	35+	3-	1.94-	0	0	1-	0	16-	52+	0
		PERCENT CHANGE	18.0+	37.5-	47.1-		*	*		21.1-	44.8+	.0
STATE POLICE	83		284	77	27.11	0	7	2	1	79	162	33
	82		293	51	17.40	5	2	6	4	95	135	46
		NUMERICAL CHANGE	9-	26+	9.71+	5-	5+	4-	3-	16-	27+	13-
		PERCENT CHANGE	3.1-	51.0+	55.8+	*	250.0+	66.7-	75.0-	16.8-	20.0+	28.3-
MUNICIPAL	83		39,434	460	35.65	0	2	9	50	199	931	99
	82		39,129	396	25.54	1	6	13	56	290	1059	125
		NUMERICAL CHANGE	305+	64+	10.11+	1-	4-	4-	6-	91-	128-	26-
		PERCENT CHANGE	.8+	16.8-	39.6+	*	66.7-	30.8-	10.7-	31.4-	12.1-	20.8-
MORGANTOWN PD	83		28,053	407	61.20	0	1	7	42	168	378	69
	82		27,811	307	35.45	1	5	11	48	214	486	101
		NUMERICAL CHANGE	242+	100+	25.75+	1-	4-	4-	6-	46-	108-	32-
		PERCENT CHANGE	.9+	23.2-	72.6+	*	80.0-	36.4-	12.5-	21.5-	22.2-	31.7-
STAR CITY PD	83		1,471	19	40.42	0	1	1	0	4	37	4
	82		1,459	63	64.94	0	0	1	1	10	77	8
		NUMERICAL CHANGE	12+	44-	24.52-	0	1+	0	1-	6-	40-	4-
		PERCENT CHANGE	.8+	51.9-	37.8-		*	.0	*	60.0-	51.9-	50.0-
WESTOVER PD	83		4,978	132	15.15	0	0	1	8	22	81	20
	82		4,935	15	10.27	0	1	1	7	53	80	4
		NUMERICAL CHANGE	43+	5+	4.88+	0	1-	0	1+	31-	1+	16+
		PERCENT CHANGE	.9+	9.6-	47.5+		*	.0	14.3+	58.5-	1.3+	400.0+
OSAGE PD	83		290	0	.00	0	0	0	0	0	0	0
	82		288	0	.00	0	0	0	0	0	0	0
		NUMERICAL CHANGE	2+	0	.00	0	0	0	0	0	0	0
		PERCENT CHANGE	.7+									
WVU SECURITY POLICE	83		3,640	14	3.17	0	0	0	0	0	435	6
	82		3,636	11	2.51	0	0	0	0	10	416	12
		NUMERICAL CHANGE	4+	3+	.66+	0	0	0	0	10-	19+	6-
		PERCENT CHANGE	.1+	.7+	26.3+					*	4.6+	50.0-
GRANVILLE PD	83		1,002	5	.00	0	0	0	0	5	0	0
	82		1,000	3	.00	0	0	0	0	3	0	0
		NUMERICAL CHANGE	2+	2+	.00	0	0	0	0	2+	0	0
		PERCENT CHANGE	.2+	66.7+						66.7+		

MONROE CTY	TOTAL	NUMERICAL CHANGE	PERCENT CHANGE
83	14,219	84	27.38
82	14,099	23	22.77
	120+	23	4.61+
	.9+	.0	20.2+
		16.8-	
		17.6-	
		16.8-	
		66.7+	
		84	27.38
		23	22.77
		23	4.61+
		.0	20.2+
		16.8-	
		17.6-	
		16.8-	
		66.7+	
		84	27.38
		23	22.77
		23	4.61+
		.0	20.2+
		16.8-	
		17.6-	
		16.8-	
		66.7+	

PAGE 30
WEST VIRGINIA U C R CRIME INDEX REPORT

IDENTIFIER	POPULATION	CRIME RATE	TOTAL OFFEN	TOTAL CLEARED	PERCENT CLEARED	MURDER	RAPE	ROBBERY	FEL ASFLT	BREAK ENTER	LARCENY THEFT	M/V THEFT
RURAL	11,429	6.47	74	20	27.02	1	1	0	2	34	33	3
NUMERICAL CHANGE	11,331	7.14	81	16	19.75	0	0	1	2	60	15	3
PERCENT CHANGE	.9+	.57	7-	4+	7.27+	1+	1+	1-	0	26-	18+	0
		9.4-	8.6-	25.0+	36.8+	*	*	*	.0	43.3-	120.0+	.0
SHERIFF	83		40	2	5.00	0	0	0	0	19	20	1
NUMERICAL CHANGE	82		49	5	10.20	0	0	0	1	35	13	0
PERCENT CHANGE			9-	3-	5.20-	0	0	0	1-	16-	7+	1+
			18.4-	60.0-	51.0-				*	45.7-	53.8+	*
STATE POLICE	83		34	18	52.94	1	1	0	2	15	13	2
NUMERICAL CHANGE	82		32	11	34.37	0	0	1	1	25	2	3
PERCENT CHANGE			2+	7+	18.57+	1+	1+	1-	1+	10-	11+	1-
			6.3+	63.6+	54.0+	*	*	*	100.0+	40.0-	550.0+	33.3-
MUNICIPAL	2,790	3.58	10	3	30.00	0	0	0	0	7	3	0
NUMERICAL CHANGE	2,768	7.22	20	7	35.00	0	0	1	1	11	7	0
PERCENT CHANGE	.8+	3.64-	10-	4-	5.00-	0	0	1-	1-	4-	4-	0
		50.4-	50.0-	57.1-	14.3-				*	36.4-	57.1-	
ALDERSON PD	83		1,399	10	30.00	0	0	0	0	7	3	0
NUMERICAL CHANGE	82		1,388	18	27.77	0	0	1	1	9	7	0
PERCENT CHANGE			11+	8-	2.23+	0	0	1-	1-	2-	4-	0
			.8+	44.4-	8.0+			*	*	22.2-	57.1-	
UNION PD	83		740	0	.00	0	0	0	0	0	0	0
NUMERICAL CHANGE	82		734	2	100.00	0	0	0	0	2	0	0
PERCENT CHANGE			6+	2-	100.00-	0	0	0	0	2-	0	0
			.8+	*	*					*		
PETERSTOWN PD	83		651	0	.00	0	0	0	0	0	0	0
NUMERICAL CHANGE	82		646	0	.00	0	0	0	0	0	0	0
PERCENT CHANGE			5+	0	.00	0	0	0	0	0	0	0
			.8+	0	.00	0	0	0	0	0	0	0
MORGAN CTY	10,883	20.30	221	32	14.47	1	1	1	3	136	70	9
NUMERICAL CHANGE	10,791	24.46	264	43	16.28	1	2	2	5	179	71	4
PERCENT CHANGE	.9+	4.16-	43-	11-	1.81-	0	1-	1-	2-	43-	1-	5+
		17.0-	16.3-	25.6-	11.1-	.0	50.0-	50.0-	40.0-	24.0-	1.4-	125.0+
RURAL	9,422	23.45	221	32	14.47	1	1	1	3	136	70	9
NUMERICAL CHANGE	82		264	43	16.28	1	2	2	5	179	71	4
PERCENT CHANGE	.9+	4.81-	43-	11-	1.81-	0	1-	1-	2-	43-	1-	5+
		17.0-	16.3-	25.6-	11.1-	.0	50.0-	50.0-	40.0-	24.0-	1.4-	125.0+
SHERIFF	83		104	10	9.61	0	0	0	0	66	36	2
NUMERICAL CHANGE	82		139	7	5.03	0	0	0	0	103	36	0
PERCENT CHANGE			35-	3+	4.58+	0	0	0	0	37-	0	2+
			25.2-	42.9+	91.1+					35.9-	.0	*

PAGE 31
WEST VIRGINIA U C R CRIME INDEX REPORT

IDENTIFIER	POPULATION	CRIME RATE	TOTAL OFFEN	TOTAL CLEARED	PERCENT CLEARED	MURDER	RAPE	ROBBERY	FEL ASHLT	BREAK ENTER	LARCENY THEFT	M/V THEFT
STATE POLICE 83	117	22	18.80	1	1	1	1	3	70	34	7	
NUMERICAL CHANGE	125	36	28.80	1	2	2	2	5	76	35	4	
PERCENT CHANGE	8-	14-	10.00-	0	1-	1-	1-	2-	6-	1-	3+	
	6.4-	38.9-	34.7-	.0	50.0-	50.0-	50.0-	40.0-	7.9-	2.9-	75.0+	
MUNICIPAL 83	1,461	.00	.00	0	0	0	0	0	0	0	0	
NUMERICAL CHANGE	1,450	.00	.00	0	0	0	0	0	0	0	0	
PERCENT CHANGE	.11+	.00	.00	0	0	0	0	0	0	0	0	
	.8+											
BERKELEY SPRINGS PD 83	806	.00	.00	0	0	0	0	0	0	0	0	
NUMERICAL CHANGE	800	.00	.00	0	0	0	0	0	0	0	0	
PERCENT CHANGE	.6+	.00	.00	0	0	0	0	0	0	0	0	
	.8+											
PAM-PAM PD 83	655	.00	.00	0	0	0	0	0	0	0	0	
NUMERICAL CHANGE	650	.00	.00	0	0	0	0	0	0	0	0	
PERCENT CHANGE	.5+	.00	.00	0	0	0	0	0	0	0	0	
	.8+											
NICHOLAS CTY TOTAL 83	28,567	11.41	326	102	31.28	1	1	2	24	80	196	22
NUMERICAL CHANGE	28,321	8.50	241	55	22.82	2	3	3	9	75	132	17
PERCENT CHANGE	.9+	2.91+	85+	47+	8.46+	1-	2-	1-	15+	5+	64+	5+
	.9+	34.2+	35.3+	85.5+	37.1+	50.0-	66.7-	33.3-	166.7+	6.7+	48.5+	29.4+
RURAL 83	21,925	10.71	235	67	28.51	0	1	1	15	67	136	15
NUMERICAL CHANGE	21,736	8.37	182	33	18.13	2	2	2	6	60	95	15
PERCENT CHANGE	.9+	2.34+	53+	34+	10.38+	2-	1-	1-	9+	7+	61+	0
	.9+	28.0+	29.1+	103.0+	57.3+	*	50.0-	50.0-	150.0+	11.7+	43.2+	.0
SHERIFF 83	132	9	6.81	0	0	0	0	0	0	36	85	11
NUMERICAL CHANGE	92	6	6.52	0	0	0	0	0	2	35	49	4
PERCENT CHANGE	40+	3+	.29+	0	0	0	0	0	2-	1+	36+	7+
	43.5+	50.0+	4.4+						*	2.9+	73.5+	175.0+
STATE POLICE 83	103	58	56.31	0	1	1	1	15	31	51	4	
NUMERICAL CHANGE	90	27	30.00	2	0	2	2	4	25	46	11	
PERCENT CHANGE	13+	31+	26.31+	2-	1+	1-	1-	11+	6+	5+	7-	
	14.4+	114.8+	87.7+	*	*	50.0-	275.0+	24.0+	10.9+	63.6-		
MUNICIPAL 83	6,642	13.70	91	35	38.46	1	0	1	9	13	60	7
NUMERICAL CHANGE	6,585	8.95	59	22	37.28	1	1	1	3	15	37	2
PERCENT CHANGE	.9+	4.75+	32+	13+	1.18+	1+	0	0	6+	2-	23+	5+
	.9+	53.1+	59.1+	3.2+	*	*	200.0+	13.3-	62.2+	250.0+		
RICHWOOD PD 83	3,615	5.25	19	14	73.68	0	0	1	9	3	5	1
NUMERICAL CHANGE	3,584	1.67	6	3	50.00	0	1	1	0	0	4	0
PERCENT CHANGE	31+	3.58+	13+	11+	23.68+	0	1-	0	9+	3+	1+	1+
	.9+	214.4+	216.7+	366.7+	47.4+				*	*	25.0+	*

PAGE 32
WEST VIRGINIA U C R CRIME INDEX REPORT

IDENTIFIER	POPULATION	CRIME RATE	TOTAL OFFEN	TOTAL CLEARED	PERCENT CLEARED	MURDER	RAPE	ROBBERY	FEL ASHLT	BREAK ENTER	LARCENY THEFT	M/V THEFT
SUMMERSVILLE PD	3,027	23.78	72	21	29.16	1	0	0	0	10	55	6
NUMERICAL CHANGE	3,001	17.66	53	19	35.84	0	0	0	3	15	33	2
PERCENT CHANGE	26+	6.12+	19+	2+	6.68-	1+	0	0	3-	5-	22+	4+
	.9+	34.7+	35.8+	10.5+	18.6-	*			*	33.3-	66.7+	200.0+
OHIO CTY	62,550	27.29	1708	277	16.21	2	14	68	46	683	761	134
NUMERICAL CHANGE	62,012	28.04	1740	298	17.12	5	16	88	32	644	791	164
PERCENT CHANGE	538+	.75-	32-	21-	.91-	3-	2-	20-	14+	39+	30-	30-
	.9+	2.7-	1.8-	7.0-	5.3-	60.0-	12.5-	22.7-	43.8+	6.1+	3.8-	18.3-
RURAL	11,065	15.36	170	12	7.05	1	2	4	3	82	67	11
NUMERICAL CHANGE	10,967	11.21	123	8	6.50	0	0	2	3	49	52	17
PERCENT CHANGE	98+	4.15+	47+	4+	.55+	1+	2+	2+	0	33+	15+	6-
	.9+	37.0+	38.2+	50.0+	8.5+	*	100.0+		.0	67.3+	28.8+	35.3-
SHERIFF	122	3.27	4	0	3.27	1	1	2	2	64	43	9
NUMERICAL CHANGE	68	.00	0	0	.00	0	0	1	2	31	30	4
PERCENT CHANGE	54+	3.27+	4+	0	3.27+	1+	1+	1+	0	33+	13+	5+
	79.4+	*	79.4+	*	8.5+	*	100.0+		.0	106.5+	43.3+	125.0+
STATE POLICE	48	16.66	8	0	16.66	0	1	2	1	18	24	2
NUMERICAL CHANGE	55	14.54	8	0	14.54	0	0	1	1	18	22	13
PERCENT CHANGE	7-	2.12+	0	0	2.12+	0	1+	1+	0	0	2+	11-
	12.7-	.0	12.7-	.0	14.6+	*	100.0+		.0	.0	9.1+	84.6-
MUNICIPAL	51,485	29.86	1538	265	17.23	1	12	64	43	601	694	123
NUMERICAL CHANGE	51,045	31.67	1617	290	17.93	5	16	86	29	595	739	147
PERCENT CHANGE	440+	1.81-	79-	25-	.70-	4-	4-	22-	14+	6+	45-	24-
	.9+	5.7-	4.9-	8.6-	3.9-	80.0-	25.0-	25.6-	48.3+	1.0+	6.1-	16.3-
WHEELING PD	43,708	33.80	1478	264	17.86	1	12	63	42	584	654	122
NUMERICAL CHANGE	43,330	36.26	1572	286	18.19	5	14	85	28	591	702	147
PERCENT CHANGE	378+	2.66-	94-	22-	.33-	4-	2-	22-	14+	7-	48-	25-
	.9+	6.8-	6.0-	7.7-	1.8-	80.0-	14.3-	25.9-	50.0+	1.2-	6.8-	17.0-
TRIADELPHIA PD	1,482	.00	0	0	.00	0	0	0	0	0	0	0
NUMERICAL CHANGE	1,470	.00	0	0	.00	0	0	0	0	0	0	0
PERCENT CHANGE	12+	.00	0	0	.00	0	0	0	0	0	0	0
	.8+											
BETHLEHEM PD	2,726	4.76	13	0	.00	0	0	0	0	7	5	1
NUMERICAL CHANGE	2,703	4.43	12	0	.00	0	0	1	0	1	10	0
PERCENT CHANGE	23+	.33+	1+	0	.00	0	0	1-	0	6+	5-	1+
	.9+	7.4+	8.3+				*			600.0+	50.0-	*
WEST LIBERTY PD	758	10.55	8	0	.00	0	0	0	0	7	1	0
NUMERICAL CHANGE	752	3.98	3	0	.00	0	0	0	0	1	2	0
PERCENT CHANGE	6+	6.57+	5+	0	.00	0	0	0	0	6+	1-	0
	.8+	165.1+	166.7+							600.0+	50.0-	

PAGE 33
WEST VIRGINIA U C R CRIME INDEX REPORT

IDENTIFIER	POPULATION	CRIME RATE	TOTAL OFFEN	TOTAL CLEARED	PERCENT CLEARED	MURDER	RAPE	ROBBERY	FEL ASLTT	BREAK ENTER	LARCENY THEFT	M/VV THEFT
VALLEY GROVE PD	610	.00	0	0	.00	0	0	0	0	0	0	0
NUMERICAL CHANGE	605	1.65-	1	1	100.00	0	0	0	0	1	0	0
PERCENT CHANGE	5+	1.65-	1-	1-	100.00-	0	0	0	0	1-	0	0
	.8+	.0	*	*	*					*		
WEST LIBERTY ST COL SEC	1,440	27.08	39	1	2.56	0	0	1	1	3	34	0
NUMERICAL CHANGE	1,430	20.27	29	3	10.34	0	2	0	1	1	25	0
PERCENT CHANGE	10+	6.81+	10+	2-	7.78-	0	2-	1+	0	2+	9+	0
	.7+	33.6+	34.5+	66.7-	75.2-		*	*	.0	200.0+	36.0+	
CLEARVIEW PD	761	.00	0	0	.00	0	0	0	0	0	0	0
NUMERICAL CHANGE	755	.00	0	0	.00	0	0	0	0	0	0	0
PERCENT CHANGE	6+	.00	0	0	.00	0	0	0	0	0	0	0
	.8+											

PENDLETON CTY TOTAL

83	8,074	8.66	70	31	44.28	0	2	0	3	38	25	2
NUMERICAL CHANGE	8,006	8.99	72	22	30.55	0	2	0	2	27	36	5
PERCENT CHANGE	68+	.33-	2-	9+	13.73+	0	0	0	1+	11+	11-	3-
	.8+	3.7-	2.8-	40.9+	44.9+				50.0+	40.7+	30.6-	60.0-

94

RURAL	7,271	9.62	70	31	44.28	0	2	0	3	38	25	2
NUMERICAL CHANGE	7,209	9.98	72	22	30.55	0	2	0	2	27	36	5
PERCENT CHANGE	62+	.36-	2-	9+	13.73+	0	0	0	1+	11+	11-	3-
	.9+	3.6-	2.8-	40.9+	44.9+				50.0+	40.7+	30.6-	60.0-

SHERIFF	83	.00	0	0	.00	0	0	0	0	0	0	0
NUMERICAL CHANGE	82	100.00	1	1	100.00	0	0	0	1	0	0	0
PERCENT CHANGE	*	*	*	*	*	0	0	0	1-	0	0	0

STATE POLICE	83	70	31	44.28	0	2	0	0	3	38	25	2
NUMERICAL CHANGE	82	71	21	29.57	0	2	0	0	1	27	36	5
PERCENT CHANGE	1-	10+	14.71+	0	0	0	0	0	2+	11+	11-	3-
	1.4-	47.6+	49.7+						200.0+	40.7+	30.6-	60.0-

MUNICIPAL	83	.00	0	0	.00	0	0	0	0	0	0	0
NUMERICAL CHANGE	82	.00	0	0	.00	0	0	0	0	0	0	0
PERCENT CHANGE	6+	.00	0	0	.00	0	0	0	0	0	0	0
	.8+											

FRANKLIN PD	83	.00	0	0	.00	0	0	0	0	0	0	0
NUMERICAL CHANGE	82	.00	0	0	.00	0	0	0	0	0	0	0
PERCENT CHANGE	6+	.00	0	0	.00	0	0	0	0	0	0	0
	.8+											

PLEASANTS CTY TOTAL

83	8,391	11.55	97	20	20.61	1	0	0	7	20	60	9
NUMERICAL CHANGE	8,319	15.50	129	20	15.50	0	0	0	12	44	65	8
PERCENT CHANGE	72+	3.95-	32-	0	5.11+	1+	0	0	5-	24-	5-	1+
	.9+	25.5-	24.8-	.0	33.0+	*			41.7-	54.5-	7.7-	12.5+

PAGE 34
WEST VIRGINIA U C R CRIME INDEX REPORT

IDENTIFIER	POPULATION	CRIME RATE	TOTAL OFFEN	TOTAL CLEARED	PERCENT CLEARED	MURDER	RAPE	ROBBERY	FEL ASHLT	BREAK ENTER	LARCENY THEFT	M/V THEFT
RURAL	6,136	8.14	50	6	12.00	1	0	0	1	11	30	7
NUMERICAL CHANGE	6,083	10.19	62	7	11.29	0	0	0	1	32	24	5
PERCENT CHANGE	.9+	20.1-	19.4-	14.3-	6.3+	*	0	0	.0	65.6-	25.0+	40.0+
SHERIFF	83		38	4	10.52	0	0	0	0	10	23	5
NUMERICAL CHANGE	82		45	6	8.88	0	0	0	1	24	18	2
PERCENT CHANGE			15.6-	.0	18.5+	0	0	0	*	58.3-	27.8+	150.0+
STATE POLICE	83		12	2	16.66	1	0	0	1	1	7	2
NUMERICAL CHANGE	82		17	3	17.64	0	0	0	0	8	6	3
PERCENT CHANGE			29.4-	33.3-	5.6-	1+	0	0	1+	7-	1+	1-
MUNICIPAL	2,255	20.84	47	14	29.78	0	0	0	6	9	30	2
NUMERICAL CHANGE	2,236	29.96	67	13	19.40	0	0	0	11	12	41	3
PERCENT CHANGE	.8+	30.4-	29.9-	7.7+	53.5+	0	0	0	45.5-	25.0-	26.8-	33.3-
ST MARYS PD	2,255	20.84	47	14	29.78	0	0	0	6	9	30	2
NUMERICAL CHANGE	2,236	29.96	67	13	19.40	0	0	0	11	12	41	3
PERCENT CHANGE	.8+	30.4-	29.9-	7.7+	53.5+	0	0	0	45.5-	25.0-	26.8-	33.3-
POCAHONTAS CITY TOTAL	10,105	8.31	84	27	32.14	1	1	1	3	52	21	5
NUMERICAL CHANGE	10,019	6.38	64	15	23.43	4	1	0	0	24	31	4
PERCENT CHANGE	.9+	30.3+	31.3+	80.0+	37.2+	75.0-	0	*	*	116.7+	32.3-	25.0+
RURAL	8,719	8.94	78	27	34.61	1	1	1	3	47	21	4
NUMERICAL CHANGE	8,644	7.17	62	13	20.96	4	1	0	0	23	30	4
PERCENT CHANGE	.9+	24.7+	25.8+	107.7+	65.1+	75.0-	0	*	*	104.3+	30.0-	.0
SHERIFF	83		18	6	33.33	1	0	0	1	10	3	3
NUMERICAL CHANGE	82		28	6	14.28	0	0	0	0	14	11	3
PERCENT CHANGE			35.7-	50.0+	133.4+	1+	0	0	1+	4-	8-	0
STATE POLICE	83		60	21	35.00	0	1	1	2	37	18	1
NUMERICAL CHANGE	82		34	9	26.67	4	1	0	0	9	19	1
PERCENT CHANGE			76.5+	133.3+	32.2+	4-	0	0	2+	28+	1-	0
MUNICIPAL	1,386	4.32	6	0	.00	0	0	0	0	5	0	1
NUMERICAL CHANGE	1,375	1.45	2	2	100.00	0	0	0	0	1	1	0
PERCENT CHANGE	.8+	197.9+	200.0+	*	100.00-	0	0	0	0	4+	1-	1+

PAGE 35
WEST VIRGINIA U C R CRIME INDEX REPORT

IDENTIFIER	POPULATION	CRIME RATE	TOTAL OFFEN	TOTAL CLEARED	PERCENT CLEARED	MURDER	RAPE	ROBBERY	FEL ASHLT	BREAK ENTER	LARCENY THEFT	M/V THEFT
MARLINTON PD	1,386	4.32	6	0	.00	0	0	0	0	5	0	1
NUMERICAL CHANGE	1,375	1.45	2	2	100.00-	0	0	0	0	1	1	0
PERCENT CHANGE	.11+	2.87+	4+	2-	100.00-	0	0	0	0	4+	1-	1+
	.8+	197.9+	200.0+	*	*					400.0+	*	*
PRESTON CITY	31,005	10.32	320	97	30.31	1	1	2	7	111	161	37
NUMERICAL CHANGE	30,740	11.93	367	98	26.70	0	4	2	18	111	211	21
PERCENT CHANGE	.9+	13.5-	12.8-	1.0-	13.5+	1+	3-	0	11-	0	50-	16+
	.9+	13.5-	12.8-	1.0-	13.5+	*	75.0-	.0	61.1-	.0	23.7-	76.2+
RURAL	23,115	11.59	268	83	30.97	1	1	2	2	105	127	30
NUMERICAL CHANGE	22,916	12.43	285	73	25.61	0	4	2	14	95	154	16
PERCENT CHANGE	.9+	.84-	17-	10+	5.36+	1+	3-	0	12-	10+	27-	14+
	.9+	6.8-	6.0-	13.7+	20.9+	*	75.0-	.0	85.7-	10.5+	17.5-	87.5+
SHERIFF	83											
NUMERICAL CHANGE	82											
PERCENT CHANGE												
STATE POLICE	83											
NUMERICAL CHANGE	82											
PERCENT CHANGE												
MUNICIPAL	7,890	6.59	52	14	26.92	0	0	0	0	27	10	3
NUMERICAL CHANGE	7,824	10.48	82	25	30.48	0	0	0	4	16	57	5
PERCENT CHANGE	.66+	3.89-	30-	11-	3.56-	0	0	0	1+	10-	19-	15+
	.8+	37.1-	36.6-	44.0-	11.7-				25.0+	62.5-	40.4-	40.0+
KINGHOOD PD	2,909	17.53	51	13	25.49	0	0	0	0	6	34	7
NUMERICAL CHANGE	2,884	27.04	78	24	30.76	0	0	0	3	15	56	4
PERCENT CHANGE	.25+	9.51-	27-	11-	5.27-	0	0	0	1+	9-	22-	3+
	.9+	35.2-	34.6-	45.8-	17.1-				33.3+	60.0-	39.3-	75.0+
TERRA ALTA PD	1,971	.50	1	1	100.00	0	0	0	1	0	0	0
NUMERICAL CHANGE	1,954	2.04	4	1	25.00	0	0	0	1	1	1	1
PERCENT CHANGE	.17+	1.54-	3-	0	75.00+	0	0	0	0	1-	1-	1-
	.9+	75.5-	75.0-	.0	300.0+				.0	*	*	*
ROWLESBURG PD	998	.00	0	0	.00	0	0	0	0	0	0	0
NUMERICAL CHANGE	990	.00	0	0	.00	0	0	0	0	0	0	0
PERCENT CHANGE	.8+	.00	0	0	.00	0	0	0	0	0	0	0
	.8+											
MASONTOWN PD	1,080	.00	0	0	.00	0	0	0	0	0	0	0
NUMERICAL CHANGE	1,071	.00	0	0	.00	0	0	0	0	0	0	0
PERCENT CHANGE	.9+	.00	0	0	.00	0	0	0	0	0	0	0
	.8+											

PAGE 36
WEST VIRGINIA U C R CRIME INDEX REPORT

IDENTIFIER	POPULATION	CRIME RATE	TOTAL OFFEN	TOTAL CLEARED	PERCENT CLEARED	MURDER	RAPE	ROBBERY	FEL ASHLT	BREAK ENTER	LARCENY THEFT	M/V THEFT
NEWBURG PD	424	.00	0	0	.00	0	0	0	0	0	0	0
NUMERICAL CHANGE	421	.00	0	0	.00	0	0	0	0	0	0	0
PERCENT CHANGE	.7+	.00	0	0	.00	0	0	0	0	0	0	0
TUNNELTON PD	508	.00	0	0	.00	0	0	0	0	0	0	0
NUMERICAL CHANGE	504	.00	0	0	.00	0	0	0	0	0	0	0
PERCENT CHANGE	.4+	.00	0	0	.00	0	0	0	0	0	0	0
PUTNAM CITY	36,107	13.20	477	89	18.65	1	4	7	8	150	268	39
TOTAL	35,797	14.27	511	133	26.02	2	3	7	9	167	276	47
NUMERICAL CHANGE	310+	1.07-	34-	44-	7.37-	1-	1+	0	1-	17-	8-	8-
PERCENT CHANGE	.9+	7.5-	6.7-	33.1-	28.3-	50.0-	33.3+	.0	11.1-	10.2-	2.9-	17.0-
RURAL	29,420	14.98	441	82	18.59	1	4	7	8	140	244	37
NUMERICAL CHANGE	29,166	15.90	464	112	24.13	2	3	7	9	154	245	44
PERCENT CHANGE	.9+	.92-	23-	30-	5.54-	1-	1+	.0	11.1-	9.1-	.4-	15.9-
SHERIFF	83	379	71	18.73	0	2	5	8	109	230	25	25
NUMERICAL CHANGE	82	391	95	24.29	2	3	5	9	121	216	35	35
PERCENT CHANGE	.8+	12-	24-	5.56-	2-	1-	.0	11.1-	12-	14+	10-	10-
STATE POLICE	83	62	11	17.74	1	2	2	0	31	14	12	12
NUMERICAL CHANGE	82	73	17	23.28	0	0	2	0	33	29	9	9
PERCENT CHANGE	.8+	15.1-	35.3-	23.8-	*	*	.0	0	6.1-	15.7-	33.3+	33.3+
MUNICIPAL	6,687	5.38	36	7	19.44	0	0	0	0	10	24	2
NUMERICAL CHANGE	6,631	7.08	47	21	46.68	0	0	0	0	13	31	3
PERCENT CHANGE	.8+	1.70-	11-	14-	25.24-	0	0	0	0	23.1-	22.6-	33.3-
HURRICANE PD	3,719	8.33	31	7	22.58	0	0	0	0	5	24	2
NUMERICAL CHANGE	3,687	12.20	45	21	46.66	0	0	0	0	11	31	3
PERCENT CHANGE	.9+	31.7-	31.1-	66.7-	51.6-	0	0	0	0	54.5-	22.6-	33.3-
ELEANOR PD	1,289	3.87	5	0	.00	0	0	0	0	5	0	0
NUMERICAL CHANGE	1,278	1.56	2	0	.00	0	0	0	0	2	0	0
PERCENT CHANGE	.9+	148.1+	150.0+	0	.00	0	0	0	0	150.0+	0	0
POCA PD	1,134	.00	0	0	.00	0	0	0	0	0	0	0
NUMERICAL CHANGE	1,125	.00	0	0	.00	0	0	0	0	0	0	0
PERCENT CHANGE	.8+	.00	0	0	.00	0	0	0	0	0	0	0

PAGE 37
WEST VIRGINIA U C R CRIME INDEX REPORT

IDENTIFIER	POPULATION	CRIME RATE	TOTAL OFFEN	TOTAL CLEARED	PERCENT CLEARED	MURDER	RAPE	ROBBERY	FEL ASHLT	BREAK ENTER	LARCENY THEFT	M/V THEFT
BANCROFT PD	545	.00	0	0	.00	0	0	0	0	0	0	0
82	541	.00	0	0	.00	0	0	0	0	0	0	0
NUMERICAL CHANGE	4+											
PERCENT CHANGE	.7+											

RALEIGH CTY TOTAL	87,419	21.60	1890	584	30.89	12	6	14	47	423	1278	110
82	86,665	24.21	2100	719	34.23	9	10	32	56	482	1389	122
NUMERICAL CHANGE	754+	2.61-	210-	135-	3.34-	3+	4-	18-	9-	59-	111-	12-
PERCENT CHANGE	.9+	10.8-	10.0-	18.8-	9.8-	33.3+	40.0-	56.3-	16.1-	12.2-	8.0-	9.8-

RURAL	62,713	11.38	714	85	11.90	11	4	3	32	249	352	63
82	62,171	11.38	708	115	16.24	6	10	13	9	295	306	69
NUMERICAL CHANGE	542+	.00	6+	30-	4.34-	5+	6-	10-	23+	46-	46+	6-
PERCENT CHANGE	.9+	.0	.8+	26.1-	26.7-	83.3+	60.0-	76.9-	255.6+	15.6-	15.0+	8.7-

SHERIFF	377	12.46	47	3	12.46	3	4	2	22	178	149	19
82	331	6.64	22	2	6.64	2	6	8	6	151	140	18
NUMERICAL CHANGE	46+	5.82+	25+	1+	5.82+	1+	2-	6-	16+	27+	9+	1+
PERCENT CHANGE	13.9+	87.7+	113.6+	50.0+	87.7+	50.0+	33.3-	75.0-	266.7+	17.9+	6.4+	5.6+

STATE POLICE	337	11.27	38	8	11.27	8	0	1	10	71	203	44
82	377	24.66	93	4	24.66	4	4	5	3	144	166	51
NUMERICAL CHANGE	40-	13.39-	55-	4+	13.39-	4+	4-	4-	7+	73-	37+	7-
PERCENT CHANGE	10.6-	59.1-	54.3-	100.0+	54.3-	100.0+	* 80.0-	80.0-	233.3+	50.7-	22.3+	13.7-

MUNICIPAL	24,706	47.59	1176	699	42.43	1	2	11	15	174	926	47
82	24,494	56.82	1392	604	45.39	3	0	19	47	187	1083	53
NUMERICAL CHANGE	212+	9.23-	216-	105-	.96-	2-	2+	8-	32-	13-	157-	6-
PERCENT CHANGE	.9+	16.2-	15.5-	17.4-	2.2-	66.7-	* 42.1-	42.1-	68.1-	7.0-	14.5-	11.3-

BECKLEY PD	20,697	54.83	1135	480	42.29	1	2	11	10	152	913	46
82	20,518	65.05	1335	588	44.04	3	0	18	41	164	1059	50
NUMERICAL CHANGE	179+	10.22-	200-	108-	1.75-	2-	2+	7-	31-	12-	146-	4-
PERCENT CHANGE	.9+	15.7-	15.0-	18.4-	4.0-	66.7-	* 38.9-	38.9-	75.6-	7.3-	13.8-	8.0-

LESTER PD	637	18.83	12	9	75.00	0	0	0	4	7	1	0
82	632	22.15	14	4	28.57	0	0	1	0	3	10	0
NUMERICAL CHANGE	5+	3.32-	2-	5+	46.43+	0	0	1-	4+	4+	9-	0
PERCENT CHANGE	.8+	15.0-	14.3-	125.0+	162.5+		* 38.9-	38.9-	75.6-	133.3+	90.0-	

MABSCOTT PD	1,692	13.59	23	8	34.78	0	0	0	1	11	10	1
82	1,678	11.32	19	5	26.31	0	0	0	1	7	10	1
NUMERICAL CHANGE	14+	2.27+	4+	3+	8.47+	0	0	0	0	4+	0	0
PERCENT CHANGE	.8+	20.1+	21.1+	60.0+	32.2+				.0	57.1+	.0	.0

SOPHIA PD	1,214	.00	0	0	.00	0	0	0	0	0	0	0
82	1,204	14.11	17	5	29.41	0	0	0	4	7	4	2
NUMERICAL CHANGE	10+	14.11-	17-	5-	29.41-	0	0	0	4-	7-	4-	2-
PERCENT CHANGE	.8+	.0	* 17-	* 5-	29.41-				* 4-	* 7-	* 4-	* 2-

PAGE 38
WEST VIRGINIA U C R CRIME INDEX REPORT

IDENTIFIER	POPULATION	CRIME RATE	TOTAL OFFEN	TOTAL CLEARED	PERCENT CLEARED	MURDER	RAPE	ROBBERY	FEL ASHLT	BREAK ENTER	LARCENY THEFT	M/V THEFT
RHODELL PD	466	12.87	6	2	33.33	0	0	0	0	4	2	0
	462	15.15	7	2	28.57	0	0	0	1	6	0	0
NUMERICAL CHANGE	4+	2.28-	1-	0	4.76+	0	0	0	1-	2-	2+	0
PERCENT CHANGE	.9+	15.0-	14.3-	.0	16.7+				*	33.3-	*	

RANDOLPH CTY TOTAL	29,294	14.40	422	105	24.88	1	5	6	21	122	251	16
	29,041	14.04	408	184	45.09	0	2	6	21	105	248	26
NUMERICAL CHANGE	253+	.36+	14+	79-	20.21-	1+	3+	0	0	17+	3+	10-
PERCENT CHANGE	.9+	2.6+	3.4+	42.9-	44.8-	*	150.0+	.0	.0	16.2+	1.2+	38.5-

RURAL	19,779	6.97	138	47	34.05	0	5	4	5	69	51	4
	19,608	5.96	117	38	32.47	0	2	2	11	39	53	10
NUMERICAL CHANGE	171+	1.01+	21+	9+	1.58+	0	3+	2+	6-	30+	2-	6-
PERCENT CHANGE	.9+	16.9+	17.9+	23.7+	4.9+		150.0+	100.0+	54.5-	76.9+	3.8-	60.0-

SHERIFF	83		16	7	43.75	0	0	0	0	13	2	1
	82		8	4	50.00	0	0	0	1	6	1	0
NUMERICAL CHANGE			8+	3+	6.25-	0	0	0	1-	7+	1+	1+
PERCENT CHANGE			100.0+	75.0+	12.5-				*	116.7+	100.0+	*

STATE POLICE	83		122	40	32.78	0	5	4	5	56	49	3
	82		109	34	31.19	0	2	2	10	33	52	10
NUMERICAL CHANGE			13+	6+	1.59+	0	3+	2+	5-	23+	3-	7-
PERCENT CHANGE			11.9+	17.6+	5.1+		150.0+	100.0+	50.0-	69.7+	5.8-	70.0-

MUNICIPAL	9,515	29.84	284	58	20.62	1	0	2	16	53	200	12
	9,433	30.84	291	146	50.17	0	0	4	10	66	195	16
NUMERICAL CHANGE	82+	1.00-	7-	88-	29.75-	1+	0	2-	6+	13-	5+	4-
PERCENT CHANGE	.9+	3.2-	2.4-	60.3-	59.3-	*		50.0-	60.0+	19.7-	2.6+	25.0-

ELKINS PD	8,687	31.77	276	53	19.20	1	0	2	14	48	199	12
	8,612	33.78	291	146	50.17	0	0	4	10	66	195	16
NUMERICAL CHANGE	75+	2.01-	15-	93-	30.97-	1+	0	2-	4+	18-	4+	4-
PERCENT CHANGE	.9+	6.0-	5.2-	63.7-	61.7-	*		50.0-	40.0+	27.3-	2.1+	25.0-

MILL CREEK PD	828	9.66	8	5	62.50	0	0	0	2	5	1	0
	821	.00	0	0	.00	0	0	0	0	0	0	0
NUMERICAL CHANGE	7+	9.66+	8+	5+	62.50+	0	0	0	2+	5+	1+	0
PERCENT CHANGE	.9+	.0	*	*					*	*	*	

RIITCHIE CTY TOTAL	11,616	6.88	80	24	30.00	0	0	0	4	42	28	6
	11,517	6.42	74	24	32.43	2	2	0	3	31	29	7
NUMERICAL CHANGE	99+	.46+	6+	0	2.43-	2-	2-	0	1+	11+	1-	1-
PERCENT CHANGE	.9+	7.2+	8.1+	.0	7.5-	*	*	*	33.3+	35.5+	3.4-	14.3-

RURAL	7,772	8.10	63	16	25.39	0	0	0	4	32	23	4
	7,704	7.78	60	19	31.66	1	1	0	3	25	24	6
NUMERICAL CHANGE	68+	.32+	3+	3-	6.27-	1-	1-	0	1+	7+	1-	2-
PERCENT CHANGE	.9+	4.1+	5.0+	15.8-	19.8-	*	*		33.3+	28.0+	4.2-	33.3-

PAGE 39
WEST VIRGINIA U C R CRIME INDEX REPORT

IDENTIFIER	POPULATION	CRIME RATE	TOTAL OFFEN	TOTAL CLEARED	PERCENT CLEARED	MURDER	RAPE	ROBBERY	FEL ASHLT	BREAK ENTER	LARCENY THEFT	M/V THEFT
SHERIFF 83			10	1	10.00	0	0	0	0	4	6	0
NUMERICAL CHANGE 82			23	5	21.73	0	0	0	0	10	12	1
PERCENT CHANGE			13-	4-	11.73-	0	0	0	0	60.0-	50.0-	1-
			56.5-	80.0-	54.0-							*
STATE POLICE 83			53	15	28.30	0	0	0	4	28	17	4
NUMERICAL CHANGE 82			37	14	37.83	1	1	0	3	15	12	5
PERCENT CHANGE			16+	1+	9.53-	1-	1-	0	1+	13+	5+	1-
			43.2+	7.1+	25.2-	*	*	*	33.3+	86.7+	41.7+	20.0-
MUNICIPAL 83	3,844	4.42	17	8	47.05	0	0	0	0	10	5	2
NUMERICAL CHANGE 82	3,813	3.67	14	5	35.71	1	1	0	0	6	5	1
PERCENT CHANGE	31+	.75+	3+	3+	11.34+	1-	1-	0	0	4+	0	1+
	.8+	20.4+	21.4+	60.0+	31.8+	*	*	*	0	56.7+	.0	100.0+
HARRISVILLE PD 83	1,717	7.57	13	6	46.15	0	0	0	0	6	5	2
NUMERICAL CHANGE 82	1,703	7.04	12	5	41.66	1	1	0	0	5	4	1
PERCENT CHANGE	14+	.53+	1+	1+	4.49+	1-	1-	0	0	1+	1+	1+
	.8+	7.5+	8.3+	20.0+	10.8+	*	*	*	0	20.0+	25.0+	100.0+
PENNSBORO PD 83	1,688	2.36	4	2	50.00	0	0	0	0	4	0	0
NUMERICAL CHANGE 82	1,674	1.19	2	0	.00	0	0	0	0	1	1	0
PERCENT CHANGE	14+	1.17+	2+	2+	50.00+	0	0	0	0	3+	1-	0
	.8+	98.3+	100.0+	*	*	*	*	*	0	300.0+	*	0
CAIRO PD 83	439	.00	0	0	.00	0	0	0	0	0	0	0
NUMERICAL CHANGE 82	436	.00	0	0	.00	0	0	0	0	0	0	0
PERCENT CHANGE	3+	.00	0	0	.00	0	0	0	0	0	0	0
	.7+											
ROANE CITY TOTAL 83	16,078	10.01	161	53	32.91	1	1	5	6	58	80	10
NUMERICAL CHANGE 82	15,940	8.97	143	41	28.67	0	2	3	5	58	70	5
PERCENT CHANGE	138+	1.04+	18+	12+	4.24+	1+	1-	2+	1+	0	10+	5+
	.9+	11.6+	12.6+	29.3+	14.8+	*	50.0-	66.7+	20.0+	.0	14.3+	100.0+
						*	*	*	*	*	*	*
RURAL 83	13,227	8.54	113	49	43.36	1	1	0	5	52	47	7
NUMERICAL CHANGE 82	13,113	6.86	90	39	43.33	0	2	0	4	49	31	4
PERCENT CHANGE	114+	1.68+	23+	10+	.03+	1+	1-	0	1+	3+	16+	3+
	.9+	24.5+	25.6+	25.6+	.1+	*	50.0-	*	25.0+	6.1+	51.6+	75.0+
						*	*	*	*	*	*	*
SHERIFF 83			3	2	66.66	0	0	0	0	1	1	1
NUMERICAL CHANGE 82			1	1	100.00	0	0	0	1	0	0	0
PERCENT CHANGE			2+	1+	33.34-	0	0	0	1-	1+	*	*
			200.0+	100.0+	33.3-				*	*	*	*
STATE POLICE 83	110	42.72	47	1	42.72	1	1	0	5	51	46	6
NUMERICAL CHANGE 82	89	42.49	38	0	42.49	0	2	0	3	49	31	4
PERCENT CHANGE	21+	.03+	9+	1+	.03+	1+	1-	0	2+	2+	15+	2+
	23.6+	23.7+	23.7+	*	.1+	*	50.0-	*	66.7+	4.1+	48.4+	50.0+

PAGE 40
WEST VIRGINIA U C R CRIME INDEX REPORT

IDENTIFIER	POPULATION	CRIME RATE	TOTAL OFFEN	TOTAL CLEARED	PERCENT CLEARED	MURDER	RAPE	ROBBERY	FEL ASHLT	BREAK ENTER	LARCENY THEFT	M/V THEFT
MUNICIPAL 83	2,851	16.83	48	4	8.33	0	0	5	1	6	33	3
NUMERICAL CHANGE	2,827	18.74	53	2	3.77	0	0	3	1	9	39	1
PERCENT CHANGE	.8+	1.91-	5-	2+	4.56+	0	0	2+	0	3-	6-	2+
		10.2-	9.4-	100.0+	121.0+			66.7+	.0	33.3-	15.4-	200.0+
SPENCER PD	2,851	16.83	48	4	8.33	0	0	5	1	6	33	3
NUMERICAL CHANGE	2,827	18.74	53	2	3.77	0	0	3	1	9	39	1
PERCENT CHANGE	.8+	1.91-	5-	2+	4.56+	0	0	2+	0	3-	6-	2+
		10.2-	9.4-	100.0+	121.0+			66.7+	.0	33.3-	15.4-	200.0+
SUMMERS CTY	15,585	10.77	168	61	36.30	0	0	0	25	78	57	8
NUMERICAL CHANGE	15,451	10.48	162	56	34.56	1	0	2	23	60	73	3
PERCENT CHANGE	.9+	2.8+	3.7+	8.9+	5.0+	1-	0	2-	2+	18+	16-	5+
		10.2-	9.4-	100.0+	121.0+			66.7+	.0	33.3-	15.4-	200.0+
RURAL	11,099	10.72	119	12	10.08	0	0	0	0	69	43	7
NUMERICAL CHANGE	11,003	10.17	112	7	6.25	1	0	2	2	52	52	3
PERCENT CHANGE	.9+	5.4+	6.3+	71.4+	61.3+	1-	0	2-	2-	17+	9-	4+
		10.2-	9.4-	100.0+	121.0+			66.7+	.0	33.3-	15.4-	200.0+
SHERIFF	83	36	0	0	.00	0	0	0	0	25	10	1
NUMERICAL CHANGE	82	41	1	1	2.43	1	0	2	1	25	12	0
PERCENT CHANGE	12.2-	12.2-	12.2-	12.2-	2.43-	1-	0	2-	1-	0	2-	1+
STATE POLICE	83	83	12	14.45	0	0	0	0	0	44	33	6
NUMERICAL CHANGE	82	71	6	8.45	0	0	0	0	1	27	40	3
PERCENT CHANGE	16.9+	16.9+	100.0+	71.0+	6.00+	0	0	0	1-	17+	7-	3+
		10.2-	9.4-	100.0+	121.0+			66.7+	.0	33.3-	15.4-	200.0+
MUNICIPAL	4,486	10.92	49	49	100.00	0	0	0	25	9	14	1
NUMERICAL CHANGE	4,448	11.24	50	49	98.00	0	0	0	21	8	21	0
PERCENT CHANGE	.9+	.32-	1-	0	2.00+	0	0	0	4+	1+	7-	1+
		2.8-	2.0-	.0	2.0+			19.0+	19.0+	12.5+	33.3-	*
HINTON PD	4,486	10.92	49	49	100.00	0	0	0	25	9	14	1
NUMERICAL CHANGE	4,448	11.24	50	49	98.00	0	0	0	21	8	21	0
PERCENT CHANGE	.9+	.32-	1-	0	2.00+	0	0	0	4+	1+	7-	1+
		2.8-	2.0-	.0	2.0+			19.0+	19.0+	12.5+	33.3-	*
TAYLOR CTY	16,909	14.66	248	32	12.90	0	1	1	8	62	159	17
NUMERICAL CHANGE	16,764	11.45	192	26	13.54	2	1	3	2	44	127	13
PERCENT CHANGE	.9+	3.21+	56+	6+	.64-	2-	0	2-	6+	18+	32+	4+
		28.0+	29.2+	23.1+	4.7-	*	0	66.7-	300.0+	60.9+	25.2+	30.8+
RURAL	9,486	12.12	115	21	18.26	0	0	1	7	60	42	5
NUMERICAL CHANGE	9,404	9.78	92	23	25.00	2	1	2	2	44	35	6
PERCENT CHANGE	.9+	2.34+	23+	2-	6.74-	2-	1-	1-	5+	16+	7+	1-
		23.9+	25.0+	8.7-	27.0-	*	*	50.0-	250.0+	36.4+	20.0+	16.7-

PAGE 41
WEST VIRGINIA U C R CRIME INDEX REPORT

IDENTIFIER	POPULATION	CRIME RATE	TOTAL OFFEN	TOTAL CLEARED	PERCENT CLEARED	MURDER	RAPE	ROBBERY	FEL ASHLT	BREAK ENTER	LARCENY THEFT	M/V THEFT
SHERIFF 83	80	8.75	0	1	1	39	35	4				
NUMERICAL CHANGE 82	69	14.49	0	1	1	35	28	3				
PERCENT CHANGE	15.9+	5.74-	0	0	0	4+	7+	1+				
	15.9+	30.0-	0	0	0	11.4+	25.0+	33.3+				
STATE POLICE 83	35	40.00	0	0	0	21	7	1				
NUMERICAL CHANGE 82	23	56.52	2	1	9	7	3					
PERCENT CHANGE	12+	16.52-	2-	1-	12+	0	2-					
	52.2+	7.7+	29.2-	0	0	133.3+	0	66.7-				
MUNICIPAL 83	7,423	17.91	0	1	8.27	2	117	12				
NUMERICAL CHANGE 82	7,360	13.58	0	3	3.00	0	92	7				
PERCENT CHANGE	63+	4.33+	0	8+	5.27+	0	2+	25+				
	.9+	31.9+	33.0+	266.7+	175.7+	0	27.2+	71.4+				
GRAFTON PD 83	6,966	18.94	0	1	8.33	0	117	12				
NUMERICAL CHANGE 82	6,906	14.48	0	3	3.00	0	92	7				
PERCENT CHANGE	60+	4.46+	0	8+	5.33+	0	2+	25+				
	.9+	30.8+	32.0+	266.7+	177.7+	0	27.2+	71.4+				
FLEMINGTON PD 83	457	2.18	0	0	.00	0	0	0				
NUMERICAL CHANGE 82	454	.00	0	0	.00	0	0	0				
PERCENT CHANGE	3+	2.18+	0	0	.00	0	0	0				
	.7+	.0	0	0	.00	0	0	0				
TUCKER CTY TOTAL	8,808	14.75	1	22	16.92	1	63	59				
NUMERICAL CHANGE 82	8,734	16.71	1	55	37.67	2	63	42				
PERCENT CHANGE	87+	1.96-	0	33-	20.75-	1-	0	17+				
	.8+	11.7-	11.0-	60.0-	55.1-	50.0-	0	40.5+				
RURAL 83	4,697	22.99	1	18	16.66	1	56	46				
NUMERICAL CHANGE 82	4,657	25.33	2	41	36.74	2	55	32				
PERCENT CHANGE	40+	2.34-	1-	23-	18.08-	1-	1+	14+				
	.9+	9.2-	8.5-	56.1-	52.0-	50.0-	1.8+	43.8+				
SHERIFF 83	66	15.15	0	1	15.15	0	40	21				
NUMERICAL CHANGE 82	85	37.64	0	32	37.64	0	33	26				
PERCENT CHANGE	19-	22.49-	0	20-	22.49-	0	7+	5-				
	22.4-	68.8-	59.8-	0	59.8-	0	21.2+	19.2-				
STATE POLICE 83	43	19.04	1	8	19.04	1	16	25				
NUMERICAL CHANGE 82	33	27.27	2	9	27.27	2	22	6				
PERCENT CHANGE	9+	8.23-	1-	2-	8.23-	1-	6-	19+				
	27.3+	11.1-	50.0-	0	30.2-	50.0-	27.3-	316.7+				
MUNICIPAL 83	4,111	5.35	0	4	18.18	0	7	13				
NUMERICAL CHANGE 82	4,077	6.86	0	14	50.00	0	8	10				
PERCENT CHANGE	34+	1.51-	0	10-	31.82-	0	1-	3+				
	.8+	22.0-	21.4-	71.4-	63.6-	0	12.5-	30.0+				

PAGE 42
WEST VIRGINIA U C R CRIME INDEX REPORT

IDENTIFIER	POPULATION	CRIME RATE	TOTAL OFFEN	TOTAL CLEARED	PERCENT CLEARED	MURDER	RAPE	ROBBERY	FEL ASLTT	BREAK ENTER	LARCENY THEFT	M/V THEFT
PARSONS PD	1,969	11.17	22	4	18.18	0	0	0	0	7	13	2
NUMERICAL CHANGE	1,952	7.68	15	7	46.66	0	0	0	1	4	9	1
PERCENT CHANGE	.9+	3.49+	7+	3-	28.48-	0	0	0	1-	3+	4+	1+
		45.4+	46.7+	42.9-	61.0-				*	75.0+	44.4+	100.0+
THOMAS PD	763	.00	0	0	.00	0	0	0	0	0	0	0
NUMERICAL CHANGE	757	3.96	3	0	.00	0	0	0	2	1	0	0
PERCENT CHANGE	.8+	3.96-	3-	0	.00	0	0	0	2-	1-	0	0
		.0	*						*	*		
DAVIS PD	988	.00	0	0	.00	0	0	0	0	0	0	0
NUMERICAL CHANGE	980	10.20	10	7	70.00	0	0	0	6	3	1	0
PERCENT CHANGE	.8+	10.20-	10-	7-	70.00-	0	0	0	6-	3-	1-	0
		.0	*	*	*				*	*	*	
HAMBLETON PD	391	.00	0	0	.00	0	0	0	0	0	0	0
NUMERICAL CHANGE	388	.00	0	0	.00	0	0	0	0	0	0	0
PERCENT CHANGE	.8+	.00	0	0	.00	0	0	0	0	0	0	0

TYLER CTY	14,076	6.39	90	30	33.33	1	5	0	6	39	31	8
NUMERICAL CHANGE	13,956	8.16	114	50	43.85	0	2	2	9	44	51	6
PERCENT CHANGE	.9+	1.77-	24-	20-	10.52-	1+	3+	2-	3-	5-	20-	2+
		21.7-	21.1-	40.0-	24.0-	*	150.0+	*	33.3-	11.4-	39.2-	33.3+
RURAL	6,748	6.81	46	18	39.13	0	4	0	3	28	8	3
NUMERICAL CHANGE	6,690	6.72	45	25	55.55	0	2	0	3	28	10	2
PERCENT CHANGE	.9+	.09+	1+	7-	16.42-	0	2+	0	0	0	2-	1+
		1.3+	2.2+	28.0-	29.6-		100.0+		.0	.0	20.0-	50.0+
SHERIFF	83		30	12	40.00	0	3	0	0	20	4	3
NUMERICAL CHANGE	82		33	15	45.45	0	2	0	3	20	7	1
PERCENT CHANGE			3-	3-	5.45-	0	1+	0	3-	0	3-	2+
			9.1-	20.0-	12.0-		50.0+		*	.0	42.9-	200.0+
STATE POLICE	83		16	6	37.50	0	1	0	3	8	4	0
NUMERICAL CHANGE	82		12	10	83.33	0	0	0	0	8	3	1
PERCENT CHANGE			4+	4-	45.83-	0	1+	0	3+	0	1+	1-
			33.3+	40.0-	55.0-		*		*	.0	33.3+	*
MUNICIPAL	83		44	12	27.27	1	1	0	3	11	23	5
NUMERICAL CHANGE	82		69	25	36.23	0	0	2	6	16	41	4
PERCENT CHANGE			25-	13-	8.96-	1+	1+	2-	3-	15-	18-	1+
			36.8-	36.2-	24.7-	*	*	*	50.0-	31.3-	43.9-	25.0+
PADEN CITY PD	3,730	3.48	13	6	46.15	1	1	0	2	2	6	1
NUMERICAL CHANGE	3,698	5.13	19	9	47.36	0	0	1	4	7	5	2
PERCENT CHANGE	.9+	1.65-	6-	3-	1.21-	1+	1+	1-	2-	5-	1+	1-
		32.2-	31.6-	33.3-	2.6-	*	*	*	50.0-	71.4-	20.0+	50.0-

PAGE 43
WEST VIRGINIA U C R CRIME INDEX REPORT

IDENTIFIER	POPULATION	CRIME RATE	TOTAL OFFEN	TOTAL CLEARED	PERCENT CLEARED	MURDER	RAPE	ROBBERY	FEL ASLT	BREAK ENTER	LARCENY THEFT	M/V THEFT
SISTERSVILLE PD	2,408	11.21	27	6	22.22	0	0	0	1	6	16	4
NUMERICAL CHANGE	2,388	17.16	41	12	29.26	0	0	1	2	4	32	2
PERCENT CHANGE	20+	5.95-	14-	6-	7.04-	0	0	1-	1-	2+	16-	2+
	.8+	34.7-	34.1-	50.0-	24.1-			*	50.0-	50.0+	50.0-	100.0+
MIDDLEBOURNE PD	957	3.13	3	0	.00	0	0	0	0	2	1	0
NUMERICAL CHANGE	949	9.48	9	4	44.44	0	0	0	0	5	4	0
PERCENT CHANGE	.8+	6.35-	6-	4-	44.44-	0	0	0	0	3-	3-	0
	.8+	67.0-	66.7-	*	*					60.0-	75.0-	
FRIENDLY PD	233	4.29	1	0	.00	0	0	0	0	1	0	0
NUMERICAL CHANGE	231	.00	0	0	.00	0	0	0	0	0	0	0
PERCENT CHANGE	2+	4.29+	1+	0	.00	0	0	0	0	1+	0	0
	.9+	.0	*							*		

UPSHUR CTY	TOTAL	CRIME RATE	TOTAL OFFEN	TOTAL CLEARED	PERCENT CLEARED	MURDER	RAPE	ROBBERY	FEL ASLT	BREAK ENTER	LARCENY THEFT	M/V THEFT
83	23,957	13.31	319	115	36.05	0	2	2	11	99	182	23
NUMERICAL CHANGE	23,751	12.08	287	90	31.35	0	0	2	17	66	182	20
PERCENT CHANGE	206+	1.23+	32+	25+	4.70+	0	2+	0	6-	33+	0	3+
	.9+	10.2+	11.1+	27.8+	15.0+		*	.0	35.3-	50.0+	.0	15.0+

RURAL	POPULATION	CRIME RATE	TOTAL OFFEN	TOTAL CLEARED	PERCENT CLEARED	MURDER	RAPE	ROBBERY	FEL ASLT	BREAK ENTER	LARCENY THEFT	M/V THEFT
83	16,973	10.83	184	89	48.36	0	1	1	11	62	95	14
NUMERICAL CHANGE	16,827	8.19	138	66	47.82	0	0	2	16	37	77	6
PERCENT CHANGE	146+	2.64+	46+	23+	.54+	0	1+	1-	5-	25+	18+	8+
	.9+	32.2+	33.3+	34.8+	1.1+		*	50.0-	31.3-	67.6+	23.4+	133.3+

SHERIFF	POPULATION	CRIME RATE	TOTAL OFFEN	TOTAL CLEARED	PERCENT CLEARED	MURDER	RAPE	ROBBERY	FEL ASLT	BREAK ENTER	LARCENY THEFT	M/V THEFT
83	95	70.52	67	67	70.52	0	0	0	6	34	51	4
NUMERICAL CHANGE	62	75.80	47	47	75.80	0	0	0	6	16	37	2
PERCENT CHANGE	33+	20+	20+	5.28-		0	0	0	0	18+	14+	2+
	53.2+	42.6+	42.6+	7.0-			*	*	.0	112.5+	37.8+	100.0+

STATE POLICE	POPULATION	CRIME RATE	TOTAL OFFEN	TOTAL CLEARED	PERCENT CLEARED	MURDER	RAPE	ROBBERY	FEL ASLT	BREAK ENTER	LARCENY THEFT	M/V THEFT
83	89	24.71	22	22	24.71	0	1	1	5	28	44	10
NUMERICAL CHANGE	76	25.00	19	19	25.00	0	0	1	10	21	40	4
PERCENT CHANGE	13+	3+	3+	29-		0	1+	0	5-	7+	4+	6+
	17.1+	15.8+	15.8+	1.2-			*	.0	50.0-	33.3+	10.0+	150.0+

MUNICIPAL	POPULATION	CRIME RATE	TOTAL OFFEN	TOTAL CLEARED	PERCENT CLEARED	MURDER	RAPE	ROBBERY	FEL ASLT	BREAK ENTER	LARCENY THEFT	M/V THEFT
83	6,984	19.32	135	26	19.25	0	1	1	0	37	87	9
NUMERICAL CHANGE	6,924	21.51	149	24	16.10	0	0	0	1	29	105	14
PERCENT CHANGE	60+	2.19-	14-	2+	3.15+	0	1+	1+	1-	8+	18-	5-
	.9+	10.2-	9.4-	8.3+	19.6+		*	*	*	27.6+	17.1-	35.7-

BUCKHANNON PD	POPULATION	CRIME RATE	TOTAL OFFEN	TOTAL CLEARED	PERCENT CLEARED	MURDER	RAPE	ROBBERY	FEL ASLT	BREAK ENTER	LARCENY THEFT	M/V THEFT
83	6,984	19.32	135	26	19.25	0	1	1	0	37	87	9
NUMERICAL CHANGE	6,924	21.51	149	24	16.10	0	0	0	1	29	105	14
PERCENT CHANGE	60+	2.19-	14-	2+	3.15+	0	1+	1+	1-	8+	18-	5-
	.9+	10.2-	9.4-	8.3+	19.6+		*	*	*	27.6+	17.1-	35.7-

WAYNE CTY	TOTAL	CRIME RATE	TOTAL OFFEN	TOTAL CLEARED	PERCENT CLEARED	MURDER	RAPE	ROBBERY	FEL ASLT	BREAK ENTER	LARCENY THEFT	M/V THEFT
83	40,902	19.91	815	147	18.03	3	6	6	17	204	474	107
NUMERICAL CHANGE	40,551	16.62	674	140	20.77	5	5	5	12	217	360	70
PERCENT CHANGE	351+	3.29+	141+	7+	2.74-	2-	1-	1+	5+	13-	114+	37+
	.9+	19.8+	20.9+	5.0+	13.2-	40.0-	20.0-	20.0+	41.7+	6.0-	31.7+	52.9+

IDENTIFIER	POPULATION	CRIME RATE	TOTAL OFFENSES	PERCENT CLEARED	MURDER	RAPE	ROBBERY	FEL ASLT	BREAK ENTER	LARCENY THEFT	M/V THEFT
RURAL	31,752	15.14	481	25.98	3	4	3	15	146	226	84
NUMERICAL CHANGE	31,478	11.97	377	29.44	5	4	2	11	156	141	60
PERCENT CHANGE	274+	3.17+	104+	3.46-	2-	0	1+	4+	8-	85+	24+
	.9+	26.5+	27.6+	11.8-	40.0-	.0	50.0+	36.4+	5.2-	60.3+	40.0+
SHERIFF	186	7.52	14	0	0	0	0	1	39	125	21
NUMERICAL CHANGE	185	11.35	21	0	0	0	0	2	55	99	29
PERCENT CHANGE	1+	3.83-	7-	0	0	0	0	1-	16-	26+	8-
	.5+	33.3-	33.7-					50.0-	29.1-	26.3+	27.6-
STATE POLICE	295	37.62	111	3	4	3	14	107	101	101	63
NUMERICAL CHANGE	192	46.87	90	5	4	2	9	99	42	42	31
PERCENT CHANGE	103+	9.25-	21+	2-	0	1+	5+	8+	59+	59+	32+
	53.6+	19.7-	23.3+	40.0-	.0	50.0+	55.6+	8.1+	140.5+	103.2+	
MUNICIPAL	9,150	36.49	334	6.58	0	0	3	2	58	248	23
NUMERICAL CHANGE	9,073	32.73	297	9.76	0	1	3	1	63	219	10
PERCENT CHANGE	77+	3.76+	37+	3.18-	0	1-	0	1+	5-	29+	13+
	.8+	11.5+	12.5+	32.6-	*	*	100.0+	7.9-	13.2+	130.0+	
CEREDO PD	2,246	32.05	72	19.44	0	0	1	2	2	66	1
NUMERICAL CHANGE	2,227	29.18	65	23.07	0	0	1	1	3	57	3
PERCENT CHANGE	19+	2.87+	7+	3.63-	0	0	0	1+	1-	9+	2-
	.9+	9.8+	10.8+	15.7-			100.0+	33.3-	15.8+	66.7-	
KENOVA PD	4,500	57.55	259	3.08	0	0	2	0	53	182	22
NUMERICAL CHANGE	4,462	47.51	212	3.30	0	0	1	0	55	149	7
PERCENT CHANGE	38+	10.04+	47+	.22-	0	0	1+	0	2-	33+	15+
	.9+	21.1+	22.2+	6.7-			100.0+	3.6-	22.1+	214.3+	
WAYNE PD	1,506	1.99	3	.00	0	0	0	0	3	0	0
NUMERICAL CHANGE	1,493	13.39	20	35.00	0	1	1	0	5	13	0
PERCENT CHANGE	13+	11.40-	17-	35.00-	0	1-	0	0	2-	13-	0
	.9+	85.1-	85.0-	*	*	*	*	40.0-	0	0	0
FORT GAY PD	898	.00	0	.00	0	0	0	0	0	0	0
NUMERICAL CHANGE	891	.00	0	.00	0	0	0	0	0	0	0
PERCENT CHANGE	7+	.00	0	.00	0	0	0	0	0	0	0
	.8+										

 WEBSTER CTY TOTAL
 12,523 11.01 138 71 51.44 0 1 7 25 49 50 6
 12,416 8.85 110 44 40.00 0 3 2 20 43 27 15
 107+ 2.16+ 28+ 27+ 11.44+ 0 2- 5+ 5+ 6+ 23+ 9-
 .9+ 24.4+ 25.5+ 61.4+ 28.6+ 66.7- 250.0+ 25.0+ 14.0+ 85.2+ 60.0-

 RURAL
 10,243 12.49 128 69 53.90 0 1 4 25 45 47 6
 10,155 10.04 102 43 42.15 0 3 1 20 37 26 15
 88+ 2.45+ 26+ 26+ 11.75+ 0 2- 3+ 5+ 8+ 21+ 9-
 .9+ 24.4+ 25.5+ 60.5+ 27.9+ 66.7- 300.0+ 25.0+ 21.6+ 80.8+ 60.0-

PAGE 45
WEST VIRGINIA U C R CRIME INDEX REPORT

IDENTIFIER	POPULATION	CRIME RATE	TOTAL OFFEN	TOTAL CLEARED	PERCENT CLEARED	MURDER	RAPE	ROBBERY	FEL ASFLT	BREAK ENTER	LARCENY THEFT	M/V THEFT
SHERIFF 83	48	39	81.25	0	0	0	0	2	19	5	20	2
NUMERICAL CHANGE 82	31	18	58.06	0	0	0	0	0	15	10	5	1
PERCENT CHANGE	17+	21+	23.19+	0	0	0	0	2+	4+	5-	15+	1+
	54.8+	116.7+	39.9+					*	26.7+	50.0-	300.0+	100.0+
STATE POLICE 83	80	30	37.50	0	1	1	2	6	6	40	27	4
NUMERICAL CHANGE 82	71	25	35.21	0	3	1	5	5	27	27	21	14
PERCENT CHANGE	9+	5+	2.29+	0	2-	1+	1+	1+	13+	13+	6+	10-
	12.7+	20.0+	6.5+					20.0+	48.1+	28.6+	71.4-	
MUNICIPAL 83	2,280	10	20.00	0	0	0	3	0	0	4	3	0
NUMERICAL CHANGE 82	2,261	8	12.50	0	0	0	1	0	0	6	1	0
PERCENT CHANGE	19+	2+	7.50+	0	0	0	2+	0	0	2-	2+	0
	.8+	25.0+	60.0+				200.0+		33.3-	200.0+		
WEBSTER SPRINGS PD 83	1,300	2	100.00	0	0	0	0	0	0	0	2	0
NUMERICAL CHANGE 82	1,289	0	.00	0	0	0	0	0	0	0	0	0
PERCENT CHANGE	11+	2+	100.00+	0	0	0	0	0	0	0	2+	0
	.9+	.0	*								*	
COWEN PD 83	740	4	.00	0	0	0	0	0	0	4	0	0
NUMERICAL CHANGE 82	734	8	12.50	0	0	0	1	0	0	6	1	0
PERCENT CHANGE	6+	1-	12.50-	0	0	0	1-	0	0	2-	1-	0
	.8+	50.4-	*				*		33.3-		*	
CAMDEN-ON-GAULEY PD 83	240	4	.00	0	0	0	0	3	0	0	1	0
NUMERICAL CHANGE 82	238	0	.00	0	0	0	0	0	0	0	0	0
PERCENT CHANGE	2+	4+	.00	0	0	0	0	3+	0	0	1+	0
	.8+	.0	*				*				*	
WEITZEL CTY TOTAL	19,723	50	19.08	0	1	1	2	10	88	150	150	11
NUMERICAL CHANGE 82	19,554	370	46.75	1	0	1	1	11	129	210	210	18
PERCENT CHANGE	169+	108-	27.67-	1-	1+	1+	1+	1-	41-	60-	60-	7-
	.9+	29.2-	59.2-	*	*	*	100.0+	9.1-	31.8-	28.6-	38.9-	
RURAL 83	10,832	103	10.67	0	1	1	1	3	47	44	44	7
NUMERICAL CHANGE 82	10,737	121	15.70	1	0	0	0	6	52	57	57	5
PERCENT CHANGE	95+	18-	5.03-	1-	1+	1+	1+	3-	5-	13-	13-	2+
	.9+	14.9-	32.0-	*	*	*	*	50.0-	9.6-	22.8-	22.8-	40.0+
SHERIFF 83	59	2	3.38	0	0	0	0	0	33	25	25	1
NUMERICAL CHANGE 82	75	3	4.00	0	0	0	0	0	40	35	35	0
PERCENT CHANGE	16-	1-	.62-	0	0	0	0	0	7-	10-	10-	1+
	21.3-	33.3-	15.3-						17.5-	28.6-		*
STATE POLICE 83	44	9	20.45	0	1	1	1	3	14	19	19	6
NUMERICAL CHANGE 82	46	16	34.78	1	0	0	0	6	12	22	22	5
PERCENT CHANGE	2-	7-	14.33-	1-	1+	1+	1+	3-	2+	3-	3-	1+
	4.3-	43.8-	41.2-					50.0-	16.7+	13.6-	13.6-	20.0+

PAGE 46
WEST VIRGINIA U C R CRIME INDEX REPORT

IDENTIFIER	POPULATION	CRIME RATE	TOTAL OFFEN	TOTAL CLEARED	PERCENT CLEARED	MURDER	RAPE	ROBBERY	FEL ASHLT	BREAK ENTER	LARCENY THEFT	M/V THEFT
MUNICIPAL 83	8,891	17.88	159	39	24.52	0	0	1	7	41	106	4
NUMERICAL CHANGE 82	8,817	28.23	249	154	61.84	0	0	1	5	77	153	13
PERCENT CHANGE	74+	10.35-	90-	115-	37.32-	0	0	0	2+	36-	47-	9-
	.8+	36.7-	36.1-	74.7-	60.3-			.0	40.0+	46.8-	30.7-	69.2-
HUNDRED PD 83	500	14.00	7	4	57.14	0	0	0	0	5	1	1
NUMERICAL CHANGE 82	496	8.06	4	1	25.00	0	0	0	0	1	2	1
PERCENT CHANGE	4+	5.94+	3+	3+	32.14+	0	0	0	0	4+	1-	0
	.8+	73.7+	75.0+	300.0+	128.6+				0	400.0+	50.0-	.0
NEW MARTINSVILLE PD 83	7,247	20.42	148	35	23.64	0	0	1	7	36	101	3
NUMERICAL CHANGE 82	7,185	33.53	241	152	63.07	0	0	1	4	76	148	12
PERCENT CHANGE	62+	13.11-	93-	117-	39.63-	0	0	0	3+	40-	47-	9-
	.9+	39.1-	38.6-	77.0-	62.5-			.0	75.0+	52.6-	31.8-	75.0-
PINE GROVE PD 83	518	7.72	4	0	.00	0	0	0	0	0	4	0
NUMERICAL CHANGE 82	514	7.78	4	1	25.00	0	0	0	1	0	3	0
PERCENT CHANGE	4+	.06-	0	1-	25.00-	0	0	0	1-	0	1+	0
	.8+	.8-	.0	*	*				*	0	33.3+	0
SMITHFIELD PD 83	286	.00	0	0	.00	0	0	0	0	0	0	0
NUMERICAL CHANGE 82	284	.00	0	0	.00	0	0	0	0	0	0	0
PERCENT CHANGE	2+	.00	0	0	.00	0	0	0	0	0	0	0
	.7+											
WIRT CTY TOTAL	4,733	15.63	74	30	40.54	0	1	0	12	31	28	2
NUMERICAL CHANGE 83	4,693	9.58	45	24	53.33	0	0	1	1	23	18	2
PERCENT CHANGE	40+	6.05+	29+	6+	12.79-	0	1+	1-	11+	8+	10+	0
	.9+	63.2+	64.4+	25.0+	24.0-		*	*	1100.0+	34.8+	55.6+	.0
RURAL 83	3,917	18.89	74	30	40.54	0	1	0	12	31	28	2
NUMERICAL CHANGE 82	3,884	9.52	37	22	59.45	0	0	1	1	22	11	2
PERCENT CHANGE	33+	9.37+	37+	8+	18.91-	0	1+	1-	11+	9+	17+	0
	.8+	98.4+	100.0+	36.4+	31.8-		*	*	1100.0+	40.9+	154.5+	.0
SHERIFF 83	3	66.66	2	2	66.66	0	0	0	1	2	0	0
NUMERICAL CHANGE 82	1	.00	0	0	.00	0	0	0	0	0	1	0
PERCENT CHANGE	2+	66.66+	2+	2+	66.66+	0	0	0	1+	2+	1-	0
	200.0+	*	*	*	*				*	*	*	0
STATE POLICE 83	71	39.63	28	28	39.63	0	1	0	11	29	28	2
NUMERICAL CHANGE 82	36	61.11	22	22	61.11	0	0	1	1	22	10	2
PERCENT CHANGE	35+	21.68-	6+	6+	21.68-	0	1+	1-	10+	7+	18+	0
	97.2+	27.3+	27.3+	35.5-	35.5-		*	*	1000.0+	31.8+	180.0+	.0
MUNICIPAL 83	816	.00	0	0	.00	0	0	0	0	0	0	0
NUMERICAL CHANGE 82	809	9.88	8	2	25.00	0	0	0	0	1	7	0
PERCENT CHANGE	7+	9.88-	8-	2-	25.00-	0	0	0	0	1-	7-	0
	.9+	.0	*	*	*				0	0	1-	0

PAGE 47
WEST VIRGINIA U C R CRIME INDEX REPORT

IDENTIFIER	POPULATION	CRIME RATE	TOTAL OFFEN	TOTAL CLEARED	PERCENT CLEARED	MURDER	RAPE	ROBBERY	FEL ASHLT	BREAK ENTER	LARCENY THEFT	M/V THEFT
ELIZABETH PD	816	.00	0	0	.00	0	0	0	0	0	0	0
82	809	9.88	8	2	25.00	0	0	0	0	1	7	0
NUMERICAL CHANGE	7+	9.88-	8-	2-	25.00-	0	0	0	0	1-	7-	0
PERCENT CHANGE	.9+	.0	*	*	*					*	*	0
WOOD CTY	93,693	36.99	3467	834	24.05	1	26	35	59	913	2274	159
83	92,885	39.69	3689	1001	27.13	2	19	54	111	1028	2303	172
NUMERICAL CHANGE	808+	2.70-	222-	167-	3.08-	1-	7+	19-	52-	115-	29-	13-
PERCENT CHANGE	.9+	6.8-	6.0-	16.7-	11.4-	50.0-	36.8+	35.2-	46.8-	11.2-	1.3-	7.6-
RURAL	39,143	15.73	616	71	11.52	1	5	2	13	184	377	34
82	38,805	18.39	714	261	36.55	1	7	11	46	241	378	30
NUMERICAL CHANGE	338+	2.66-	98-	190-	25.03-	0	2-	9-	33-	57-	1-	4+
PERCENT CHANGE	.9+	14.5-	13.7-	72.8-	68.5-	.0	28.6-	81.8-	71.7-	23.7-	.3-	13.3+
SHERIFF	392	.51	2	0	30.80	1	0	0	6	103	276	6
82	573	37.17	213	11	34.04	0	2	6	45	171	327	22
NUMERICAL CHANGE	181-	36.66-	211-	39-	98.6-	1+	2-	6-	39-	68-	51-	16-
PERCENT CHANGE	31.6-	99.1-	99.1-			*	*	*	86.7-	39.8-	15.6-	72.7-
STATE POLICE	224	30.80	69	5	34.04	0	5	2	7	81	101	28
83	141	68	21	3	3.24-	1-	0	3-	11+	70	51	8
NUMERICAL CHANGE	83+	58.9+	43.8+	9.5-	9.5-	*	.0	60.0-	600.0+	15.7+	98.0+	250.0+
PERCENT CHANGE	58.9+	43.8+	43.8+			*						
MUNICIPAL	54,550	52.25	2851	763	26.76	0	21	33	66	729	1897	125
82	54,080	55.00	2975	740	24.87	1	12	43	65	787	1925	142
NUMERICAL CHANGE	470+	2.75-	124-	23+	1.89+	1-	9+	10-	19-	58-	28-	17-
PERCENT CHANGE	.9+	5.0-	4.2-	3.1+	7.6+	*	75.0+	23.3-	29.2-	7.4-	1.5-	12.0-
PARKERSBURG PD	40,100	59.68	2394	637	26.60	0	21	29	32	685	1511	116
82	39,754	63.17	2512	599	23.84	1	12	40	32	756	1544	127
NUMERICAL CHANGE	346+	3.49-	118-	38+	2.76+	1-	9+	11-	0	71-	33-	11-
PERCENT CHANGE	.9+	5.5-	4.7-	6.3+	11.6+	*	75.0+	27.5-	.0	9.4-	2.1-	8.7-
VIENNA PD	11,685	33.28	389	119	30.59	0	0	4	9	38	330	8
82	11,584	36.68	425	140	32.94	0	0	3	32	26	351	13
NUMERICAL CHANGE	101+	3.40-	36-	21-	2.35-	0	0	1+	23-	12+	21-	5-
PERCENT CHANGE	.9+	9.3-	8.5-	15.0-	7.1-			33.3+	71.9-	46.2+	6.0-	38.5-
WILLIAMSTOWN PD	2,765	24.59	68	7	10.29	0	0	0	5	6	56	1
82	2,742	13.85	38	1	2.63	0	0	0	1	5	30	2
NUMERICAL CHANGE	23+	10.74+	30+	6+	7.66+	0	0	0	4+	1+	26+	1-
PERCENT CHANGE	.8+	77.5+	78.9+	600.0+	291.3+			400.0+	20.0+	20.0+	86.7+	50.0-
MYONING CTY	36,484	6.57	240	106	44.16	1	0	3	23	84	103	26
82	36,170	5.52	200	51	25.50	5	0	2	7	83	75	28
NUMERICAL CHANGE	314+	1.05+	40+	55+	18.66+	4-	0	1+	16+	1+	28+	2-
PERCENT CHANGE	.9+	19.0+	20.0+	107.8+	73.2+	80.0-		50.0+	228.6+	1.2+	37.3+	7.1-

PAGE 48
WEST VIRGINIA U C R CRIME INDEX REPORT

IDENTIFIER	POPULATION	CRIME RATE	TOTAL OFFEN	TOTAL CLEARED	PERCENT CLEARED	MURDER	RAPE	ROBBERY	FEL ASHLT	BREAK ENTER	LARCENY THEFT	M/V THEFT
RURAL	30,172	6.52	197	83	42.13	1	0	1	16	69	88	22
NUMERICAL CHANGE	29,911	4.64	139	40	28.77	5	0	1	7	56	49	21
PERCENT CHANGE	261+	1.88+	58+	43+	13.36+	4-	0	0	9+	13+	39+	1+
	.9+	40.5+	41.7+	107.5+	46.4+	80.0-	.0	.0	128.6+	23.2+	79.6+	4.8+
SHERIFF			1	1	100.00	1	0	0	0	0	0	0
NUMERICAL CHANGE			3	3	100.00	3	0	0	0	0	0	0
PERCENT CHANGE			2-	2-	.00	2-	0	0	0	0	0	0
			66.7-	66.7-	.0	66.7-						
STATE POLICE			196	82	41.83	0	0	1	16	69	88	22
NUMERICAL CHANGE			136	37	27.20	2	0	1	7	56	49	21
PERCENT CHANGE			60+	45+	14.63+	2-	0	0	9+	13+	39+	1+
			44.1+	121.6+	53.8+	*	.0	.0	128.6+	23.2+	79.6+	4.8+
MUNICIPAL	6,312	6.81	43	23	53.48	0	0	2	7	15	15	4
NUMERICAL CHANGE	6,259	9.74	61	11	18.03	0	0	1	0	27	26	7
PERCENT CHANGE	53+	2.93-	18-	12+	35.43+	0	0	1+	7+	12-	11-	3-
	.8+	30.1-	29.5-	109.1+	196.6+	*	100.0+	.0	*	44.4-	42.3-	42.9-
MULLENS PD	2,976	8.40	25	13	52.00	0	0	1	7	8	8	1
NUMERICAL CHANGE	2,951	11.52	34	1	2.94	0	0	1	0	10	19	4
PERCENT CHANGE	25+	3.12-	9-	12+	49.06+	0	0	0	7+	2-	11-	3-
	.8+	27.1-	26.5-	1200.0+	1668.7+		.0	.0	*	20.0-	57.9-	75.0-
PINEVILLE PD	1,159	6.03	7	6	85.71	0	0	0	0	2	3	2
NUMERICAL CHANGE	1,149	1.74	2	2	100.00	0	0	0	0	0	2	0
PERCENT CHANGE	10+	4.29+	5+	4+	14.29-	0	0	0	0	2+	1+	2+
	.9+	246.6+	250.0+	200.0+	14.3-				*	*	50.0+	*
OCEANA PD	2,177	5.05	11	4	36.36	0	0	1	0	5	4	1
NUMERICAL CHANGE	2,159	11.57	25	8	32.00	0	0	0	0	17	5	3
PERCENT CHANGE	18+	6.52-	14-	4-	4.36+	0	0	1+	0	12-	1-	2-
	.8+	56.4-	56.0-	50.0-	13.6+		*	*	0	70.6-	20.0-	66.7-

PART I ARRESTS BY CHARGE AND AGENCY TYPE

The report in this section details the number of persons arrested for Part I Offenses for the reporting periods of 1982 and 1983. Definitions for each of the Part I Offenses may be found in this book in the Table of Contents under the category entitled "Classification of Offenses."

PAGE 1
PART I ARRESTS BY CHARGE AND AGENCY TYPE

	JUVENILE	ADULTS	GRAND TOTAL	MURDER	NEG	RAPE	FORCIBLE RAPE	ROBBERY	AGGRAV ASSAULT	BURGLARY	LARCENY	AUTO THEFT

WEST VIRGINIA	83	2323	11172	111	14	157	351	1091	2795	6005	648	
	82	2525	11456	106	14	203	511	978	2785	6279	580	
CHANGE	202-	82-	284-	5+	0	46-	160-	113+	10+	274-	68+	

RURAL	83	858	5213	84	8	101	160	677	1777	2057	349	
	82	983	5213	80	10	123	259	590	1724	2070	357	
CHANGE	125-	125+	0	4+	2-	22-	99-	87+	53+	13-	8-	

SHERIFF'S	83	233	2267	21	5	27	73	351	594	1087	109	
	82	270	2256	19	4	51	89	302	669	1007	115	
CHANGE	37-	48+	11+	2+	1+	24-	16-	49+	75-	80+	6-	

STATE POLICE	83	625	2946	63	3	74	87	326	1183	970	240	
	82	713	2957	61	6	72	170	288	1055	1063	242	
CHANGE	88-	77+	11-	2+	3-	2+	83-	38+	128+	93-	2-	

MUNICIPAL	83	1465	5959	27	6	56	191	414	1018	3948	299	
	82	1542	6243	26	4	80	252	388	1061	4209	223	
CHANGE	77-	207-	284-	1+	2+	24-	61-	26+	43-	261-	76+	

BARBOUR CTY	83	15	53	0	1	0	0	6	8	32	6	
	82	23	69	2	0	0	0	7	21	37	2	
CHANGE	8-	8-	16-	2-	1+	0	0	1-	13-	5-	4+	

RURAL	83	13	43	0	1	0	0	4	6	27	5	
	82	8	36	2	0	0	0	6	15	13	0	
CHANGE	5+	2+	7+	2-	1+	0	0	2-	9-	14+	5+	

SHERIFF	83	1	11	0	0	0	0	2	2	7	0	
	82	0	4	1	0	0	0	1	2	0	0	
CHANGE	1+	6+	7+	1-	0	0	0	1+	0	7+	0	

STATE POLICE	83	12	32	0	1	0	0	2	4	20	5	
	82	8	32	1	0	0	0	5	13	13	0	
CHANGE	4+	4-	0	1-	1+	0	0	3-	9-	7+	5+	

MUNICIPAL	83	2	10	0	0	0	0	2	2	5	1	
	82	15	33	0	0	0	0	1	6	24	2	
CHANGE	13-	10-	23-	0	0	0	0	1+	4-	19-	1-	

BELINGTON PD	83	2	4	0	0	0	0	0	2	2	0	
	82	6	16	0	0	0	0	1	4	9	2	
CHANGE	4-	8-	12-	0	0	0	0	1-	2-	7-	2-	

PHILIPPI PD	83	0	6	0	0	0	0	2	0	3	1	
	82	9	17	0	0	0	0	0	2	15	0	
CHANGE	9-	2-	11-	0	0	0	0	2+	2-	12-	1+	

PART I ARRESTS BY CHARGE AND AGENCY TYPE

AGENCY	JUVENILE	ADULTS	GRAND TOTAL	MURDER	CRIMINAL	HOMICIDE	FORCIBLE	ROBBERY	AGGRAVATED ASSAULT	BURGLARY	LARCENY	AUTO THEFT
BERKELEY CITY	96	207	303	1	0	6	14	29	84	150	19	19
CHANGE	74	243	317	1	2	1	18	20	71	185	19	19
RURAL	22+	36-	14-	0	2-	5+	4-	9+	13+	35-	0	0
CHANGE	27	94	121	1	0	3	3	17	34	52	11	11
SHERIFF	26	89	115	1	2	1	11	11	41	43	5	5
CHANGE	12	42	54	1	0	0	2	10	10	31	0	0
STATE POLICE	4	45	49	0	0	0	0	4	17	25	3	3
CHANGE	8+	3-	5+	1+	0	0	2+	6+	7-	6+	3-	3-
MARTINSBURG PD	15	52	67	0	0	3	1	7	24	21	11	11
CHANGE	22	44	66	1	2	1	11	7	24	18	2	2
MUNICIPAL	7-	8+	1+	1-	2-	2+	10-	0	0	3+	9+	9+
CHANGE	69	113	182	0	0	3	11	12	50	98	8	8
STATE POLICE	48	154	202	0	0	0	7	9	30	142	14	14
CHANGE	21+	41-	20-	0	0	3+	4+	3+	20+	44-	6-	6-
MARTINSBURG PD	69	113	182	0	0	3	11	12	50	98	8	8
CHANGE	48	154	202	0	0	0	7	9	30	142	14	14
MUNICIPAL	21+	41-	20-	0	0	3+	4+	3+	20+	44-	6-	6-
BOONE CITY	8	138	146	4	0	1	3	10	76	45	7	7
CHANGE	9	59	68	1	0	3	5	8	20	30	1	1
RURAL	1-	79+	78+	3+	0	2-	2-	2+	56+	15+	6+	6+
CHANGE	8	125	133	4	0	1	3	9	73	39	4	4
SHERIFF	6	58	64	1	0	3	4	8	18	29	1	1
CHANGE	2+	67+	69+	3+	0	2-	1-	1+	55+	10+	3+	3+
STATE POLICE	0	36	36	1	0	0	1	3	10	21	0	0
CHANGE	0	1	1	0	0	0	0	0	0	1	0	0
MUNICIPAL	0	35+	35+	1+	0	0	1+	3+	10+	20+	0	0
CHANGE	8	89	97	3	0	1	2	6	63	18	4	4
STATE POLICE	6	57	63	1	0	3	4	8	18	28	1	1
CHANGE	2+	32+	34+	2+	0	2-	2-	2-	45+	10-	3+	3+
MARTINSBURG PD	0	13	13	0	0	0	0	1	3	6	3	3
CHANGE	3	1	4	0	0	0	1	0	2	1	0	0
MUNICIPAL	3-	12+	9+	0	0	0	1-	1+	1+	5+	3+	3+
CHANGE	0	3	3	0	0	0	0	0	1	2	0	0
MADISON PD	0	0	0	0	0	0	0	0	0	0	0	0
CHANGE	0	3+	3+	0	0	0	0	0	1+	2+	0	0

PAGE 3
 PART I ARRESTS BY CHARGE AND AGENCY TYPE
 JUVENILE ADULTS GRAND CRIMINAL HOMICIDE FORCIBLE ROBBERY AGGRAV BURGLARY LARCENY AUTO
 TOTAL MURDER NEG MANSL RAPE ASSAULT THEFT

AGENCY	83	82	CHANGE	JUVENILE	ADULTS	GRAND	CRIMINAL	HOMICIDE	FORCIBLE	ROBBERY	AGGRAV	BURGLARY	LARCENY	AUTO
						TOTAL	MURDER	NEG	MANSL	RAPE	ASSAULT			THEFT
WHITESVILLE PD	83	0	0	0	0	0	0	0	0	0	0	0	0	0
	82	3	0	3	0	3	0	0	0	0	0	2	1	0
CHANGE		3-	0	3-	0	3-	0	0	0	0	0	2-	1-	0
DANVILLE PD	83	0	10	10	0	10	0	0	0	0	1	2	4	3
	82	0	1	1	0	1	0	0	0	1	0	0	0	0
CHANGE		0	9+	9+	0	9+	0	0	0	1-	1+	2+	4+	3+
*****	*****	*****	*****	*****	*****	*****	*****	*****	*****	*****	*****	*****	*****	*****
BRAXTON CTY	83	2	21	23	0	23	0	0	0	1	2	6	12	2
	82	4	30	34	0	34	0	0	0	0	4	14	10	3
CHANGE		2-	9-	11-	3-	11-	0	0	0	1+	2-	8-	2+	1-
*****	*****	*****	*****	*****	*****	*****	*****	*****	*****	*****	*****	*****	*****	*****
RURAL	83	2	21	23	0	23	0	0	0	1	2	6	12	2
	82	1	27	28	3	28	3	0	0	0	4	11	7	3
CHANGE		1+	6-	5-	3-	5-	0	0	0	1+	2-	5-	5+	1-
SHERIFF	83	0	13	13	0	13	0	0	0	1	0	4	8	0
	82	0	11	11	1	11	0	0	0	1	1	5	1	3
CHANGE		0	2+	2+	1-	2+	0	0	0	1+	1-	1-	7+	3-
STATE POLICE	83	2	8	10	0	10	0	0	0	0	2	2	4	2
	82	1	16	17	2	17	2	0	0	0	3	6	6	0
CHANGE		1+	8-	7-	2-	7-	0	0	0	0	1-	4-	2-	2+
MUNICIPAL	83	0	0	0	0	0	0	0	0	0	0	0	0	0
	82	3	3	6	0	6	0	0	0	0	0	3	3	0
CHANGE		3-	3-	6-	0	6-	0	0	0	0	0	3-	3-	0
GASSAWAY PD	83	0	0	0	0	0	0	0	0	0	0	0	0	0
	82	0	1	1	0	1	0	0	0	0	0	0	1	0
CHANGE		0	1-	1-	0	1-	0	0	0	0	0	0	1-	0
SUTTON PD	83	0	0	0	0	0	0	0	0	0	0	0	0	0
	82	3	0	3	0	3	0	0	0	0	0	3	0	0
CHANGE		3-	0	3-	0	3-	0	0	0	0	0	3-	0	0
BURNSVILLE PD	83	0	0	0	0	0	0	0	0	0	0	0	0	0
	82	0	2	2	0	2	0	0	0	0	0	0	2	0
CHANGE		0	2-	2-	0	2-	0	0	0	0	0	0	2-	0
*****	*****	*****	*****	*****	*****	*****	*****	*****	*****	*****	*****	*****	*****	*****
BROOK CTY	83	5	34	39	0	39	0	1	0	3	7	9	18	1
	82	9	45	54	2	54	0	0	0	2	8	17	25	0
CHANGE		4-	11-	15-	2-	15-	0	1+	0	1+	1-	8-	7-	1+
*****	*****	*****	*****	*****	*****	*****	*****	*****	*****	*****	*****	*****	*****	*****
RURAL	83	0	26	26	0	26	0	0	0	1	4	7	8	1
	82	6	28	34	2	34	0	0	0	2	7	15	8	0
CHANGE		6-	4-	10-	2-	10-	0	0	0	1+	3-	8-	0	1+

PART I ARRESTS BY CHARGE AND AGENCY TYPE
 JUVENILE ADULTS GRAND TOTAL MURDER CRIMINAL HOMICIDE FORCIBLE ROBBERY AGGRAV ASSAULT BURGLARY LARCENY AUTO THEFT

AGENCY	CHARGE	JUVENILE	ADULTS	GRAND TOTAL	MURDER	CRIMINAL	HOMICIDE	FORCIBLE	ROBBERY	AGGRAV ASSAULT	BURGLARY	LARCENY	AUTO THEFT
SHERIFF	83	0	13	13	0	0	0	1	3	1	4	3	1
	82	5	22	27	2	0	0	0	2	7	11	5	0
	CHANGE	5-	9-	14-	2-	0	0	1+	1+	6-	7-	2-	1+
STATE POLICE	83	0	11	11	0	0	0	0	0	3	3	5	0
	82	1	6	7	0	0	0	0	0	0	4	3	0
	CHANGE	1-	5+	4+	0	0	0	0	0	3+	1-	2+	0
MUNICIPAL	83	5	10	15	0	0	0	0	0	3	2	10	0
	82	3	17	20	0	0	0	0	0	1	2	17	0
	CHANGE	2+	7-	5-	0	0	0	0	0	2+	0	7-	0
FOLLANSBEE PD	83	0	0	0	0	0	0	0	0	0	0	0	0
	82	0	0	0	0	0	0	0	0	0	0	0	0
	CHANGE	0	0	0	0	0	0	0	0	0	0	0	0
WELLSBURG PD	83	5	10	15	0	0	0	0	0	3	2	10	0
	82	3	17	20	0	0	0	0	0	1	2	17	0
	CHANGE	2+	7-	5-	0	0	0	0	0	2+	0	7-	0
BETHANY PD	83	0	0	0	0	0	0	0	0	0	0	0	0
	82	0	0	0	0	0	0	0	0	0	0	0	0
	CHANGE	0	0	0	0	0	0	0	0	0	0	0	0

AGENCY	CHARGE	JUVENILE	ADULTS	GRAND TOTAL	MURDER	CRIMINAL	HOMICIDE	FORCIBLE	ROBBERY	AGGRAV ASSAULT	BURGLARY	LARCENY	AUTO THEFT
CABELL CITY	83	297	1032	1329	9	2	14	40	155	192	844	73	0
	82	345	1110	1455	5	3	21	53	135	197	1011	30	0
	CHANGE	48-	78-	126-	4+	1-	7-	13-	20+	5-	167-	43+	0
RURAL	83	53	240	293	6	0	6	3	31	54	178	15	0
	82	81	276	357	1	0	9	11	29	66	230	11	0
	CHANGE	28-	36-	64-	5+	0	3-	8-	2+	12-	52-	4+	0
SHERIFF	83	43	204	247	2	0	5	3	27	42	157	11	0
	82	41	204	245	0	0	8	5	21	37	169	5	0
	CHANGE	2+	0	2+	2+	0	3-	2-	6+	5+	12-	6+	0
STATE POLICE	83	10	36	46	4	0	1	0	4	12	21	4	0
	82	40	72	112	1	0	1	6	8	29	61	6	0
	CHANGE	30-	36-	66-	3+	0	0	6-	4-	17-	40-	2-	0
MUNICIPAL	83	244	792	1036	3	2	8	37	124	138	666	58	0
	82	264	834	1098	4	3	12	42	106	131	781	19	0
	CHANGE	20-	42-	62-	1-	1-	4-	5-	18+	7+	115-	39+	0
BARBOURVILLE PD	83	21	78	99	0	0	0	0	7	8	82	2	0
	82	30	105	135	0	0	1	0	0	6	127	1	0
	CHANGE	9-	27-	36-	0	0	1-	0	7+	2+	45-	1+	0
HUNTINGTON PD	83	222	707	929	3	2	7	37	115	128	582	55	0
	82	230	718	948	4	3	11	42	106	117	647	18	0
	CHANGE	8-	11-	19-	1-	1-	4-	5-	9+	11+	65-	37+	0

	JUVENILE	ADULTS	GRAND TOTAL	MURDER	CRIMINAL HOMICIDE	FORCIBLE RAPE	ROBBERY	AGGRAVATED ASSAULT	BURGLARY	LARCENY	AUTO THEFT
MILTON PD	1	2	3	0	0	1	0	0	1	0	1
82	0	0	0	0	0	0	0	0	0	0	0
CHANGE	1+	2+	3+	0	0	1+	0	0	1+	0	1+
MU SECURITY POLICE	0	5	5	0	0	0	0	2	1	2	0
82	4	11	15	0	0	0	0	0	8	7	0
CHANGE	4-	6-	10-	0	0	0	0	2+	7-	5-	0
CALHOUN CTY	9	22	31	0	0	0	0	7	12	11	1
83	7	32	39	0	1	1-	4	5	6	20	2
CHANGE	2+	10-	8-	0	1-	1-	4-	2+	6+	9-	1-
RURAL	9	22	31	0	0	0	0	7	12	11	1
82	7	32	39	0	1	1-	4	5	6	20	2
CHANGE	2+	10-	8-	0	1-	1-	4-	2+	6+	9-	1-
SHERIFF	0	0	0	0	0	0	0	0	0	0	0
82	0	0	0	0	0	0	0	0	0	0	0
CHANGE	0	0	0	0	0	0	0	0	0	0	0
STATE POLICE	9	22	31	0	0	0	0	7	12	11	1
82	7	32	39	0	1	1-	4	5	6	20	2
CHANGE	2+	10-	8-	0	1-	1-	4-	2+	6+	9-	1-
MUNICIPAL	0	0	0	0	0	0	0	0	0	0	0
82	0	0	0	0	0	0	0	0	0	0	0
CHANGE	0	0	0	0	0	0	0	0	0	0	0
GRANTSVILLE PD	0	0	0	0	0	0	0	0	0	0	0
82	0	0	0	0	0	0	0	0	0	0	0
CHANGE	0	0	0	0	0	0	0	0	0	0	0
CLAY CTY	13	51	64	0	0	0	0	18	30	13	3
82	8	39	47	2	0	3	1	13	17	9	2
CHANGE	5+	12+	17+	2-	0	3-	1-	5+	13+	4+	1+
RURAL	13	51	64	0	0	0	0	18	30	13	3
82	8	39	47	2	0	3	1	13	17	9	2
CHANGE	5+	12+	17+	2-	0	3-	1-	5+	13+	4+	1+
SHERIFF	0	10	10	0	0	0	0	2	4	4	0
82	0	0	0	0	0	0	0	0	0	0	0
CHANGE	0	10+	10+	0	0	0	0	2+	4+	4+	0
STATE POLICE	13	41	54	0	0	0	0	16	26	9	3
82	8	39	47	2	0	3	1	13	17	9	2
CHANGE	5+	12+	17+	2-	0	3-	1-	5+	13+	4+	1+

PAGE 6
 PART I ARRESTS BY CHARGE AND AGENCY TYPE
 JUVENILE ADULTS CRIMINAL HOMICIDE FORCIBLE ROBBERY AGGRAV BURGLARY LARCENY AUTO
 MURDER NEG MANSL RAPE ASSAULT THEFT

AGENCY	CHARGE	JUVENILE	ADULTS	GRAND TOTAL	MURDER	NEG	MANSL	RAPE	ROBBERY	AGGRAV ASSAULT	BURGLARY	LARCENY	AUTO THEFT
MUNICIPAL	83	0	0	0	0	0	0	0	0	0	0	0	0
	82	0	0	0	0	0	0	0	0	0	0	0	0
	CHANGE	0	0	0	0	0	0	0	0	0	0	0	0
CLAY PD	83	0	0	0	0	0	0	0	0	0	0	0	0
	82	0	0	0	0	0	0	0	0	0	0	0	0
	CHANGE	0	0	0	0	0	0	0	0	0	0	0	0
DODDRIDGE CTY TOTAL	83	12	16	28	1	0	0	0	0	0	11	9	7
	82	6	28	34	0	1	1	0	0	1	13	15	3
	CHANGE	6+	12-	6-	1+	1-	1-	0	0	1-	2-	6-	4+
RURAL	83	12	16	28	1	0	0	0	0	0	11	9	7
	82	6	28	34	0	1	1	0	0	1	13	15	3
	CHANGE	6+	12-	6-	1+	1-	1-	0	0	1-	2-	6-	4+
SHERIFF	83	0	2	2	0	0	0	0	0	0	0	2	0
	82	2	9	11	0	1	0	0	0	0	8	2	0
	CHANGE	2-	7-	9-	0	1-	0	0	0	0	8-	0	0
STATE POLICE	83	12	14	26	1	0	0	0	0	0	11	7	7
	82	6	19	23	0	0	1	0	0	1	5	13	3
	CHANGE	8+	5-	3+	1+	0	1-	0	0	1-	6+	6-	4+
MUNICIPAL	83	0	0	0	0	0	0	0	0	0	0	0	0
	82	0	0	0	0	0	0	0	0	0	0	0	0
	CHANGE	0	0	0	0	0	0	0	0	0	0	0	0
WEST UNION PD	83	0	0	0	0	0	0	0	0	0	0	0	0
	82	0	0	0	0	0	0	0	0	0	0	0	0
	CHANGE	0	0	0	0	0	0	0	0	0	0	0	0
FAYETTE CTY TOTAL	83	76	314	390	9	1	12	15	15	45	128	171	9
	82	73	330	403	6	2	14	19	19	44	157	141	20
	CHANGE	3+	16-	13-	3+	1-	2-	4-	4-	1+	29-	30+	11-
RURAL	83	45	198	243	8	1	11	15	15	40	93	66	9
	82	55	221	276	6	2	14	13	13	37	117	71	16
	CHANGE	10-	23-	33-	2+	1-	3-	2+	2+	3+	24-	5-	7-
SHERIFF	83	24	113	137	4	1	3	4	4	21	47	40	7
	82	21	114	135	2	2	11	4	4	26	59	27	4
	CHANGE	3+	1-	2+	2+	1-	8-	10+	10+	5-	12-	13+	3+
STATE POLICE	83	21	85	106	4	0	8	1	1	19	46	26	2
	82	34	107	141	4	0	3	9	9	11	58	44	12
	CHANGE	13-	22-	35-	0	0	5+	8-	8-	8+	12-	18-	10-

PAGE 7
 PART I ARRESTS BY CHARGE AND AGENCY TYPE
 JUVENILE ADULTS CRIMINAL MURDER HOMICIDE FORCIBLE ROBBERY AGGRAV BURGLARY LARCENY AUTO
 TOTAL MURDER NEG MANSL RAPE ASSAULT

MUNICIPAL	83	31	116	147	1	0	0	1	0	0	0	35	105	0
CHANGE	82	18	109	127	0	0	0	1+	0	0	0	40	70	4
	CHANGE	13+	7+	20+	1+	0	0	1+	6-	6-	2-	5-	35+	4-
ANSTED PD	83	0	4	4	0	0	0	0	0	0	0	0	4	0
CHANGE	82	0	5	5	0	0	0	0	0	0	0	3	2	0
	CHANGE	0	1-	1-	0	0	0	0	0	0	0	3-	2+	0
FAYETTEVILLE PD	83	0	2	2	0	0	0	0	0	0	0	1	1	0
CHANGE	82	3	0	3	0	0	0	0	0	0	0	3	0	0
	CHANGE	3-	2+	1-	0	0	0	0	0	0	0	2-	1+	0
MONTGOMERY PD	83	11	63	74	0	0	0	1	0	0	2	4	67	0
CHANGE	82	5	31	36	0	0	0	0	2	2	11	11	19	2
	CHANGE	6+	32+	38+	0	0	1+	1+	2-	0	7-	7-	48+	2-
MOUNT HOPE PD	83	8	8	16	1	0	0	0	0	0	1	9	5	0
CHANGE	82	3	6	9	0	0	0	0	0	0	3	1	4	1
	CHANGE	5+	2+	7+	1+	0	0	0	0	2-	8+	8+	1+	1-
OAK HILL PD	83	7	29	36	0	0	0	0	0	0	1	8	27	0
CHANGE	82	3	42	45	0	0	0	0	0	0	6	6	39	0
	CHANGE	4+	13-	9-	0	0	0	0	0	1+	2+	2+	12-	0
MEADOW BRIDGE PD	83	0	0	0	0	0	0	0	0	0	0	0	0	0
CHANGE	82	0	0	0	0	0	0	0	0	0	0	0	0	0
	CHANGE	0	0	0	0	0	0	0	0	0	0	0	0	0
SMITHERS PD	83	0	4	4	0	0	0	0	0	1	3	3	0	0
CHANGE	82	0	20	20	0	0	0	0	4	0	15	15	0	1
	CHANGE	0	16-	16-	0	0	0	0	4-	1+	12-	12-	0	1-
PAX PD	83	0	0	0	0	0	0	0	0	0	0	0	0	0
CHANGE	82	4	1	5	0	0	0	0	0	0	0	0	4	0
	CHANGE	4-	1-	5-	0	0	0	0	0	0	0	1-	4-	0
W VA TECH SECURITY	83	0	1	1	0	0	0	0	0	0	0	0	1	0
CHANGE	82	0	2	2	0	0	0	0	0	0	0	0	2	0
	CHANGE	0	1-	1-	0	0	0	0	0	0	0	0	1-	0
GAULEY BRIDGE PD	83	5	5	10	0	0	0	0	0	0	0	10	0	0
CHANGE	82	0	2	2	0	0	0	0	0	2	0	0	0	0
	CHANGE	5+	3+	8+	0	0	0	0	0	2-	10+	10+	0	0
GILMER CTY TOTAL	83	2	18	20	0	0	1	1	0	3	13	13	3	0
CHANGE	82	0	16	16	0	1	2	1	1	2	1	1	8	1
	CHANGE	2+	2+	4+	0	1-	1-	1-	1-	1+	12+	12+	5-	1-
RURAL	83	2	11	13	0	0	0	0	0	1	9	9	3	0
CHANGE	82	0	10	10	0	1	1	1	1	2	1	1	3	1
	CHANGE	2+	1+	3+	0	1-	1-	1-	1-	1-	8+	8+	0	1-

PAGE 8
 PART I ARRESTS BY CHARGE AND AGENCY TYPE
 GRAND CRIMINAL HOMICIDE FORCIBLE ROBBERY AGGRAV BURGLARY LARCENY AUTO
 JUVENILE ADULTS TOTAL MURDER NEG MANSL RAPE ASSAULT THEFT

AGENCY	CHARGE	JUVENILE	ADULTS	TOTAL	MURDER	NEG	MANSL	RAPE	ROBBERY	AGGRAV	BURGLARY	LARCENY	AUTO
SHERIFF	83	1	7	8	0	0	0	0	0	1	7	0	0
	82	0	3	3	0	1	1	0	0	1	0	0	0
	CHANGE	1+	4+	5+	0	1-	1-	0	0	0	7+	0	0
STATE POLICE	83	1	4	5	0	0	0	0	0	0	2	3	0
	82	0	7	7	0	0	0	0	1	1	1	3	1
	CHANGE	1+	3-	2-	0	0	0	0	1-	1-	1+	0	1-
MUNICIPAL	83	0	7	7	0	0	1	1	0	2	4	0	0
	82	0	6	6	0	0	1	1	0	0	0	5	0
	CHANGE	0	1+	1+	0	0	0	0	0	2+	4+	5-	0
GLENVILLE PD	83	0	7	7	0	0	1	1	0	2	4	0	0
	82	0	6	6	0	0	1	1	0	0	0	5	0
	CHANGE	0	1+	1+	0	0	0	0	0	2+	4+	5-	0
GLENVILLE ST SECURITY	83	0	0	0	0	0	0	0	0	0	0	0	0
	82	0	0	0	0	0	0	0	0	0	0	0	0
	CHANGE	0	0	0	0	0	0	0	0	0	0	0	0

 GRANT CTY TOTAL 12 18 30 1 0 0 0 0 0 0 2 10 12 5
 82 11 14 25 0 0 0 0 0 0 1 19 4 1
 CHANGE 1+ 4+ 5+ 1+ 0 0 0 0 0 0 1+ 9- 8+ 4+

RURAL
 SHERIFF
 STATE POLICE
 MUNICIPAL
 PETERSBURG PD
 BAYARD PD

RURAL	83	9	18	27	1	0	0	0	0	2	10	12	2
	82	10	13	23	0	0	0	0	0	1	17	4	1
	CHANGE	1-	5+	4+	1+	0	0	0	0	1+	7-	8+	1+
SHERIFF	83	0	0	0	0	0	0	0	0	0	0	0	0
	82	6	6	12	0	0	0	0	0	1	8	2	1
	CHANGE	6-	6-	12-	0	0	0	0	0	1-	8-	2-	1-
STATE POLICE	83	9	18	27	1	0	0	0	0	2	10	12	2
	82	4	7	11	0	0	0	0	0	0	9	2	0
	CHANGE	5+	11+	16+	1+	0	0	0	0	2+	1+	10+	2+
MUNICIPAL	83	3	0	3	0	0	0	0	0	0	0	0	3
	82	1	1	2	0	0	0	0	0	0	2	0	0
	CHANGE	2+	1-	1+	0	0	0	0	0	0	2-	0	3+
PETERSBURG PD	83	3	0	3	0	0	0	0	0	0	0	0	3
	82	1	1	2	0	0	0	0	0	0	0	0	0
	CHANGE	2+	1-	1+	0	0	0	0	0	0	2-	0	3+
BAYARD PD	83	0	0	0	0	0	0	0	0	0	0	0	0
	82	0	0	0	0	0	0	0	0	0	0	0	0
	CHANGE	0	0	0	0	0	0	0	0	0	0	0	0

 GREENBRIER CTY TOTAL 16 59 75 1 0 0 0 0 0 0 0 25 41 6
 82 20 69 89 0 0 0 0 0 2 5 44 31 7
 CHANGE 4- 10- 14- 1+ 0 0 0 0 1- 5- 19- 10+ 1-

PART I ARRESTS BY CHARGE AND AGENCY TYPE
 JUVENILE ADULTS GRAND TOTAL CRIMINAL HOMICIDE FORCIBLE ROBBERY AGGRAV BURGLARY LARCENY AUTO
 MURDER NEG MANSL RAPE ASSAULT

AGENCY	CHARGE	JUVENILE	ADULTS	GRAND TOTAL	MURDER	NEG MANSL	RAPE	FORCIBLE	ROBBERY	AGGRAV ASSAULT	BURGLARY	LARCENY	AUTO THEFT
RURAL	83	7	38	45	1	0	1	0	0	0	11	27	5
	82	12	59	71	0	0	0	0	2	5	32	27	5
	CHANGE	5-	21-	26-	1+	0	1+	0	2-	5-	21-	0	0
SHERIFF	83	0	6	6	1	0	0	0	0	0	4	0	1
	82	0	19	19	0	0	0	0	2	1	12	4	0
	CHANGE	0	13-	13-	1+	0	0	0	2-	1-	8-	4-	1+
STATE POLICE	83	7	32	39	0	0	1	0	0	0	7	27	4
	82	12	40	52	0	0	0	0	0	4	20	23	5
	CHANGE	5-	8-	13-	0	0	1+	0	0	4-	13-	4+	1-
MUNICIPAL	83	9	21	30	0	0	0	0	1	0	14	14	1
	82	8	10	18	0	0	0	0	0	0	12	4	2
	CHANGE	1+	11+	12+	0	0	0	0	1+	0	2+	10+	1-
LEWISBURG PD	83	2	11	13	0	0	0	0	1	0	2	9	1
	82	6	3	9	0	0	0	0	0	0	5	2	2
	CHANGE	4-	8+	4+	0	0	0	0	1+	0	3-	7+	1-
RAINELLE PD	83	0	0	0	0	0	0	0	0	0	0	0	0
	82	0	0	0	0	0	0	0	0	0	0	0	0
	CHANGE	0	0	0	0	0	0	0	0	0	0	0	0
RONCEVERTE PD	83	4	4	8	0	0	0	0	0	0	7	1	0
	82	1	6	7	0	0	0	0	0	0	7	0	0
	CHANGE	3+	2-	1+	0	0	0	0	0	0	0	1+	0
WHITE SULPHUR SPRINGS PD	83	1	5	6	0	0	0	0	0	0	3	3	0
	82	1	1	2	0	0	0	0	0	0	0	2	0
	CHANGE	0	4+	4+	0	0	0	0	0	0	3+	1+	0
QUINWOOD PD	83	2	1	3	0	0	0	0	0	0	2	1	0
	82	0	0	0	0	0	0	0	0	0	0	0	0
	CHANGE	2+	1+	3+	0	0	0	0	0	0	2+	1+	0
RUPERT PD	83	0	0	0	0	0	0	0	0	0	0	0	0
	82	0	0	0	0	0	0	0	0	0	0	0	0
	CHANGE	0	0	0	0	0	0	0	0	0	0	0	0

AGENCY	CHARGE	JUVENILE	ADULTS	GRAND TOTAL	MURDER	NEG MANSL	RAPE	FORCIBLE	ROBBERY	AGGRAV ASSAULT	BURGLARY	LARCENY	AUTO THEFT
HAMPSHIRE CTY	83	21	50	71	0	0	1	0	0	1	31	26	12
	82	35	59	94	1	0	2	1	1	11	59	18	2
	CHANGE	14-	9-	23-	1-	0	1-	1-	1-	10-	28-	8+	10+
RURAL	83	16	49	65	0	0	0	1	0	1	31	22	10
	82	35	58	93	1	0	2	1	1	11	59	17	2
	CHANGE	19-	9-	28-	1-	0	1-	1-	1-	10-	28-	5+	8+
SHERIFF	83	8	14	22	0	0	0	0	0	0	5	11	6
	82	20	7	27	0	0	2	0	0	0	19	6	0
	CHANGE	12-	7+	5-	0	0	2-	0	0	0	14-	5+	6+

PART I ARRESTS BY CHARGE AND AGENCY TYPE

AGENCY	CHARGE	AGENCY TYPE										BURLGARY	LARCENY	AUTO THEFT	
		JUVENILE	ADULTS	GRAND TOTAL	MURDER	CRIMINAL	HOMICIDE	FORCIBLE	ROBBERY	AGGRAV ASSAULT	BURLGARY				LARCENY
STATE POLICE	83	8	35	43	0	0	0	1	0	0	0	1	26	11	4
	82	15	51	66	1	0	0	0	11	11	11	40	11	11	2
	CHANGE	7-	16-	23-	1-	0	0	1+	0	0	0	10-	14-	0	0
MUNICIPAL	83	5	1	6	0	0	0	0	0	0	0	0	0	4	2
	82	0	1	1	0	0	0	0	0	0	0	0	0	1	0
	CHANGE	5+	0	5+	0	0	0	0	0	0	0	0	0	3+	2+
ROMNEY PD	83	5	1	6	0	0	0	0	0	0	0	0	0	4	2
	82	0	1	1	0	0	0	0	0	0	0	0	0	1	0
	CHANGE	5+	0	5+	0	0	0	0	0	0	0	0	0	3+	2+

HANCOCK CTY	83	37	107	144	0	0	0	0	0	0	3	5	31	103	2
	82	37	161	198	0	0	0	0	14	18	14	18	39	124	3
	CHANGE	0	54-	54-	0	0	0	0	11-	13-	11-	13-	8-	21-	1-

RURAL	83	0	32	32	0	0	0	0	0	0	1	1	14	14	2
	82	1	34	35	0	0	0	0	0	5	5	5	10	15	0
	CHANGE	1-	2-	3-	0	0	0	0	0	4-	4-	4-	4+	1-	2+
SHERIFF	83	0	29	29	0	0	0	0	0	1	1	1	12	14	1
	82	0	34	34	0	0	0	0	0	5	5	5	9	15	0
	CHANGE	0	5-	5-	0	0	0	0	0	4-	4-	4-	3+	1-	1+
STATE POLICE	83	0	3	3	0	0	0	0	0	0	0	0	2	0	1
	82	1	0	1	0	0	0	0	0	0	0	0	1	0	0
	CHANGE	1-	3+	2+	0	0	0	0	0	0	0	0	1+	0	1+
MUNICIPAL	83	37	75	112	0	0	0	0	0	2	4	4	17	89	0
	82	36	127	163	0	0	0	0	0	9	13	13	29	109	3
	CHANGE	1+	52-	51-	0	0	0	0	0	7-	9-	9-	12-	20-	3-
CHESTER PD	83	7	4	11	0	0	0	0	0	0	0	0	2	9	0
	82	0	4	4	0	0	0	0	0	0	0	2	0	2	0
	CHANGE	7+	0	7+	0	0	0	0	0	0	0	2-	2+	7+	0
WEIRTON PD	83	30	71	101	0	0	0	0	0	2	4	4	15	80	0
	82	36	120	156	0	0	0	0	0	9	11	11	26	107	3
	CHANGE	6-	49-	55-	0	0	0	0	0	7-	7-	7-	11-	27-	3-
NEW CUMBERLAND PD	83	0	0	0	0	0	0	0	0	0	0	0	0	0	0
	82	0	3	3	0	0	0	0	0	0	0	0	3	0	0
	CHANGE	0	3-	3-	0	0	0	0	0	0	0	0	3-	0	0

HARDY CTY	83	5	22	27	0	0	0	0	0	0	2	2	3	21	1
	82	1	33	34	2	0	1	0	0	3	3	3	13	11	4
	CHANGE	4+	11-	7-	2-	0	1-	0	0	1-	1-	1-	10-	10+	3-

PART I ARRESTS BY CHARGE AND AGENCY TYPE		AGENCY TYPE										TOTAL		
		JUVENILE	ADULTS	GRAND	CRIMINAL	MURDER	NEG	HOMICIDE	FORCIBLE	ROBBERY	AGGRAV	BURGLARY	LARCENY	AUTO
				TOTAL			MANSL	RAPE		ASSAULT				THEFT
RURAL	83	3	22	25	0	0	0	0	0	0	2	3	19	1
	82	1	29	30	0	1	0	1	0	0	1	12	11	3
	CHANGE	2+	7-	5-	2-	1-	0	1-	0	0	1+	9-	8+	2-
SHERIFF	83	0	13	13	0	0	0	0	0	0	1	0	12	0
	82	0	10	10	1	0	0	0	0	0	0	0	9	0
	CHANGE	0	3+	3+	1-	0	0	0	0	0	1+	0	3+	0
STATE POLICE	83	3	9	12	0	0	0	0	0	0	1	3	7	1
	82	1	19	20	1	1	0	1	0	1	1	12	2	3
	CHANGE	2+	10-	8-	1-	1-	0	1-	0	0	0	9-	5+	2-
MUNICIPAL	83	2	0	2	0	0	0	0	0	0	0	0	2	0
	82	0	4	4	0	0	0	0	0	2	0	1	0	0
	CHANGE	2+	4-	2-	0	0	0	0	0	2-	0	1-	2+	1-
MOOREFIELD PD	83	2	0	2	0	0	0	0	0	0	0	0	2	0
	82	0	1	1	0	0	0	0	0	0	0	0	0	1
	CHANGE	2+	1-	1+	0	0	0	0	0	0	0	0	2+	1-
WARDENSVILLE PD	83	0	0	0	0	0	0	0	0	0	0	0	0	0
	82	0	3	3	0	0	0	0	0	2	1	1	0	0
	CHANGE	0	3-	3-	0	0	0	0	0	2-	0	1-	0	0
HARRISON CTY TOTAL	83	81	276	357	4	2	0	2	12	20	76	208	35	
	82	34	276	310	0	0	0	0	13	15	51	211	20	
	CHANGE	47+	0	47+	4+	2+	0	2+	1-	5+	25+	3-	15+	
RURAL	83	21	57	78	2	0	0	0	2	13	28	28	5	
	82	13	50	63	0	0	0	0	6	1	22	22	6	
	CHANGE	8+	7+	15+	2+	0	0	0	4-	12+	0	6+	1-	
SHERIFF	83	0	11	11	0	0	0	0	2	2	3	3	1	
	82	1	4	5	0	0	0	0	0	0	2	2	1	
	CHANGE	1-	7+	6+	0	0	0	0	2+	2+	1+	1+	0	
STATE POLICE	83	21	46	67	2	0	0	0	0	11	25	25	4	
	82	12	46	58	0	0	0	0	6	1	25	20	5	
	CHANGE	9+	0	9+	2+	0	0	0	6-	10+	1-	5+	1-	
MUNICIPAL	83	60	219	279	2	2	0	2	10	7	48	180	30	
	82	21	226	247	0	0	0	0	7	14	23	189	14	
	CHANGE	39+	7-	32+	2+	2+	0	2+	3+	7-	25+	9-	16+	
BRIDGEPORT PD	83	9	87	96	0	0	0	0	2	0	6	86	2	
	82	4	115	119	0	0	0	0	1	0	4	113	1	
	CHANGE	5+	28-	23-	0	0	0	0	1+	0	2+	27-	1+	
CLARKSBURG PD	83	39	105	144	1	1	0	1	8	4	33	75	22	
	82	8	85	93	0	0	0	0	4	10	11	63	5	
	CHANGE	31+	20+	51+	1+	1+	0	1+	4+	6-	22+	12+	17+	

AGENCY	CHARGE	JUVENILE	ADULTS	GRAND TOTAL	MURDER	NEG	MANSL	RAPE	ROBBERY	AGGRAV ASSAULT	BURGLARY	LARCENY	AUTO THEFT
SALEM PD	83	2	14	16	1	0	0	1	0	3	4	5	2
	82	2	9	11	0	0	0	0	0	1	1	5	4
	CHANGE	0	5+	5+	1+	0	0	1+	0	2+	3+	0	2-
SHINNSTON PD	83	0	0	0	0	0	0	0	0	0	0	0	0
	82	1	9	10	0	0	0	0	2	2	3	2	1
	CHANGE	1-	9-	10-	0	0	0	0	2-	2-	3-	2-	1-
STONEWOOD PD	83	0	0	0	0	0	0	0	0	0	0	0	0
	82	1	0	1	0	0	0	0	0	0	1	0	0
	CHANGE	1-	0	1-	0	0	0	0	0	0	1-	0	0
ANMOORE PD	83	0	3	3	0	0	0	0	0	0	0	2	1
	82	0	0	0	0	0	0	0	0	0	0	0	0
	CHANGE	0	3+	3+	0	0	0	0	0	0	0	2+	1+
NUTTER FORT PD	83	8	9	17	0	0	0	0	0	0	5	9	3
	82	4	5	9	0	0	0	0	0	0	1	5	3
	CHANGE	4+	4+	8+	0	0	0	0	0	0	4+	4+	0
LUMBERPORT PD	83	2	1	3	0	0	0	0	0	0	0	3	0
	82	1	3	4	0	0	0	0	0	1	2	1	0
	CHANGE	1+	2-	1-	0	0	0	0	0	1-	2-	2+	0
LOST CREEK PD	83	0	0	0	0	0	0	0	0	0	0	0	0
	82	0	0	0	0	0	0	0	0	0	0	0	0
	CHANGE	0	0	0	0	0	0	0	0	0	0	0	0
WEST MILFORD PD	83	0	0	0	0	0	0	0	0	0	0	0	0
	82	0	0	0	0	0	0	0	0	0	0	0	0
	CHANGE	0	0	0	0	0	0	0	0	0	0	0	0
JACKSON CTY TOTAL	83	17	77	94	1	0	0	0	2	16	29	38	8
	82	18	39	57	0	0	0	0	11	1	20	21	4
	CHANGE	1-	38+	37+	1+	0	0	0	9-	15+	9+	17+	4+
RURAL	83	7	44	51	1	0	0	0	2	14	19	13	2
	82	6	27	33	0	0	0	0	8	1	11	11	2
	CHANGE	1+	17+	18+	1+	0	0	0	6-	13+	8+	2+	0
SHERIFF	83	7	36	43	0	0	0	0	0	13	19	11	0
	82	3	21	24	0	0	0	0	3	1	8	11	1
	CHANGE	4+	15+	19+	0	0	0	0	3-	12+	11+	0	1-
STATE POLICE	83	0	8	8	1	0	0	0	2	1	0	2	2
	82	3	6	9	0	0	0	0	5	0	3	0	1
	CHANGE	3-	2+	1-	1+	0	0	0	3-	1+	3-	2+	1+
MUNICIPAL	83	10	33	43	0	0	0	0	0	2	10	25	6
	82	12	12	24	0	0	0	0	3	0	9	10	2
	CHANGE	2-	21+	19+	0	0	0	0	3-	2+	1+	15+	4+

PART I ARRESTS BY CHARGE AND AGENCY TYPE

AGENCY	ADULTS	JUVENILE	TOTAL	MURDER	CRIMINAL	HOMICIDE	NEG	RAPE	FORCIBLE	ROBBERY	AGGRAV	BURGLARY	LARCENY	AUTO THEFT
RAVENSWOOD PD	83	29	38	0	0	0	0	0	0	0	1	10	22	5
CHANGE	82	12	20	0	0	0	0	0	0	3	0	6	10	1
	1+	17+	18+	0	0	0	0	0	0	3-	1+	4+	12+	4+
RIPLEY PD	83	4	5	0	0	0	0	0	0	0	1	0	3	1
CHANGE	82	0	4	0	0	0	0	0	0	0	0	3	0	1
	3-	4+	1+	0	0	0	0	0	0	0	1+	3-	3+	0
JEFFERSON CTY TOTAL	83	90	240	2	1	0	0	0	0	4	8	80	128	17
CHANGE	82	158	236	1	0	1	1	1	1	4	26	76	118	10
	12+	8-	4+	1+	1+	1-	1-	1-	0	0	18-	4+	10+	7+
RURAL	83	39	135	2	1	0	0	0	0	3	4	58	59	8
CHANGE	82	40	161	1	0	1	1	1	1	4	16	62	74	3
	1-	25-	26-	1+	1+	1-	1-	1-	1-	1-	12-	4-	15-	5+
SHERIFF	83	0	14	0	0	0	0	0	0	0	0	3	10	1
CHANGE	82	0	21	0	0	0	0	0	0	1	8	8	4	0
	0	7-	7-	0	0	0	0	0	0	1-	8-	5-	6+	1+
STATE POLICE	83	39	121	2	1	0	0	0	0	3	4	55	49	7
CHANGE	82	40	140	1	0	1	1	1	1	3	8	54	70	3
	1-	18-	19-	1+	1+	1-	1-	1-	0	0	4-	1+	21-	4+
MUNICIPAL	83	51	105	0	0	0	0	0	0	1	4	22	69	9
CHANGE	82	37	75	0	0	0	0	0	0	0	10	14	44	7
	13+	17+	30+	0	0	0	0	0	0	1+	6-	8+	25+	2+
CHARLES TOWN PD	83	46	92	0	0	0	0	0	0	1	4	17	63	7
CHANGE	82	23	50	0	0	0	0	0	0	0	10	8	32	0
	23+	19+	42+	0	0	0	0	0	0	1+	6-	9+	31+	7+
SHEPHERDSTOWN PD	83	0	0	0	0	0	0	0	0	0	0	0	0	0
CHANGE	82	1	2	0	0	0	0	0	0	0	0	0	0	2
	1-	1-	2-	0	0	0	0	0	0	0	0	0	0	2-
RANSON PD	83	2	8	0	0	0	0	0	0	0	0	5	3	0
CHANGE	82	7	11	0	0	0	0	0	0	0	0	5	5	1
	5-	2+	3-	0	0	0	0	0	0	0	0	0	2-	1-
HARPERS FERRY PD	83	3	5	0	0	0	0	0	0	0	0	0	3	2
CHANGE	82	7	12	0	0	0	0	0	0	0	0	1	7	2
	4-	3-	7-	0	0	0	0	0	0	0	0	1-	4-	2-
KANAWHA CTY TOTAL	83	327	1792	14	0	26	62	26	62	167	418	1002	1002	103
CHANGE	82	388	1457	11	0	33	91	33	91	128	380	1106	1106	96
	61-	8+	53-	3+	0	7-	29-	7-	29-	39+	38+	104-	104-	7+

	PART I ARRESTS BY CHARGE AND AGENCY TYPE		PAGE	14	GRAND TOTAL	MURDER	CRIMINAL	HOMICIDE	FORCIBLE	ROBBERY	AGGRAV ASSAULT	BURGLARY	LARCENY	AUTO THEFT
	JUVENILE	ADULTS												
RURAL	83	109	619	728	0	9	0	13	21	98	253	282	52	
	82	118	500	618	0	1	0	11	33	66	202	246	59	
CHANGE		9-	119+	110+	0	8+	0	2+	12-	32+	51+	36+	7-	
SHERIFF	83	42	293	335	0	2	0	8	5	66	86	145	23	
	82	33	225	258	0	1	0	4	7	43	60	126	17	
CHANGE		9+	68+	77+	0	1+	0	4+	2-	23+	26+	19+	6+	
STATE POLICE	83	67	326	393	0	7	0	5	16	32	167	137	29	
	82	85	275	360	0	0	0	7	26	23	142	120	42	
CHANGE		18-	51+	33+	0	7+	0	2-	10-	9+	25+	17+	13-	
MUNICIPAL	83	218	846	1064	0	5	0	13	41	69	165	720	51	
	82	270	957	1227	0	10	0	22	58	62	178	860	37	
CHANGE		52-	111-	163-	0	5-	0	9-	17-	7+	13-	140-	14+	
BELLE PD	83	0	0	0	0	0	0	0	0	0	0	0	0	
	82	0	0	0	0	0	0	0	0	0	0	0	0	
CHANGE		0	0	0	0	0	0	0	0	0	0	0	0	
CHARLESTON PD	83	168	663	831	0	5	0	9	35	60	135	546	41	
	82	207	744	951	0	10	0	14	51	55	133	663	25	
CHANGE		39-	81-	120-	0	5-	0	5-	16-	5+	2+	117-	16+	
DUNBAR PD	83	18	89	107	0	0	0	1	2	1	16	85	2	
	82	17	110	127	0	0	0	4	0	1	6	112	4	
CHANGE		1+	21-	20-	0	0	0	3-	2+	0	10+	27-	2-	
NITRO PD	83	3	9	12	0	0	0	2	1	0	1	5	3	
	82	3	3	6	0	0	0	0	2	1	0	3	0	
CHANGE		0	6+	6+	0	0	0	2+	1-	1-	1+	2+	3+	
ST ALBANS PD	83	17	39	56	0	0	0	1	0	2	4	48	1	
	82	14	42	56	0	0	0	2	3	0	6	44	1	
CHANGE		3+	3-	0	0	0	0	1-	3-	2+	2-	4+	0	
SOUTH CHARLESTON PD	83	6	15	21	0	0	0	0	3	2	3	10	3	
	82	17	28	45	0	0	0	2	2	3	15	17	6	
CHANGE		11-	13-	24-	0	0	0	2-	1+	1-	12-	7-	3-	
CHESAPEAKE PD	83	6	6	12	0	0	0	0	0	0	3	9	0	
	82	4	3	7	0	0	0	0	0	0	4	2	1	
CHANGE		2+	3+	5+	0	0	0	0	0	0	1-	7+	1-	
MARMET PD	83	0	0	0	0	0	0	0	0	0	0	0	0	
	82	0	0	0	0	0	0	0	0	0	0	0	0	
CHANGE		0	0	0	0	0	0	0	0	0	0	0	0	
EAST BANK PD	83	0	1	1	0	0	0	0	0	0	1	0	0	
	82	3	3	6	0	0	0	0	0	0	4	2	0	
CHANGE		3-	2-	5-	0	0	0	0	0	0	3-	2-	0	

PAGE 15
 PART I ARRESTS BY CHARGE AND AGENCY TYPE
 JUVENILE ADULTS CRIMINAL HOMICIDE FORCIBLE ROBBERY AGGRAV BURGLARY LARCENY AUTO
 TOTAL MURDER NEG MANSL RAPE ASSAULT

AGENCY	JUVENILE	ADULTS	TOTAL	MURDER	NEG MANSL	RAPE	FORCIBLE	ROBBERY	AGGRAV ASSAULT	BURGLARY	LARCENY	AUTO THEFT
GLASGOW PD	0	1	1	0	0	0	0	0	0	1	0	0
83	0	0	0	0	0	0	0	0	0	0	0	0
82	0	1+	1+	0	0	0	0	0	0	1+	0	0
CHANGE	0	1+	1+	0	0	0	0	0	0	1+	0	0
CLENDENIN PD	0	15	15	0	0	0	0	0	0	0	15	0
83	0	16	16	0	0	0	0	0	0	2	14	0
82	0	1-	1-	0	0	0	0	0	0	2-	1+	0
CHANGE	0	1-	1-	0	0	0	0	0	0	2-	1+	0
CEDAR GROVE PD	0	1	1	0	0	0	0	0	0	0	0	1
83	2	5	7	0	0	0	0	0	0	4	3	0
82	2-	4-	6-	0	0	0	0	0	0	4-	3-	0
CHANGE	2-	4-	6-	0	0	0	0	0	0	4-	3-	1+
PRATT PD	0	0	0	0	0	0	0	0	0	0	0	0
83	3	1	4	0	0	0	0	0	0	4	0	0
82	3-	1-	4-	0	0	0	0	0	0	4-	0	0
CHANGE	3-	1-	4-	0	0	0	0	0	0	4-	0	0
HANDLEY PD	0	0	0	0	0	0	0	0	0	0	0	0
83	0	0	0	0	0	0	0	0	0	0	0	0
82	0	0	0	0	0	0	0	0	0	0	0	0
CHANGE	0	0	0	0	0	0	0	0	0	0	0	0
W VA ST COLLEGE SECURITY	0	7	7	0	0	0	0	0	4	1	2	0
83	0	2	2	0	0	0	0	0	2	0	0	0
82	0	5+	5+	0	0	0	0	0	2+	1+	2+	0
CHANGE	0	5+	5+	0	0	0	0	0	2+	1+	2+	0
LEWIS CTY	10	56	66	1	0	0	0	3	6	9	43	4
83	3	29	32	0	0	1	1	1	3	11	14	2
82	7+	27+	34+	1+	0	1-	1-	2+	3+	2-	29+	2+
CHANGE	7+	27+	34+	1+	0	1-	1-	2+	3+	2-	29+	2+
RURAL	5	46	51	1	0	0	0	1	6	6	36	1
83	2	26	28	0	0	0	0	0	3	10	13	2
82	3+	20+	23+	1+	0	0	0	1+	3+	4-	23+	1-
CHANGE	3+	20+	23+	1+	0	0	0	1+	3+	4-	23+	1-
SHERIFF	3	30	33	0	0	0	0	1	6	3	23	0
83	0	20	20	0	0	0	0	0	3	5	12	0
82	3+	10+	13+	0	0	0	0	1+	3+	2-	11+	0
CHANGE	3+	10+	13+	0	0	0	0	1+	3+	2-	11+	0
STATE POLICE	2	16	18	1	0	0	0	0	0	3	13	1
83	2	6	8	0	0	0	0	0	0	5	1	2
82	0	10+	10+	1+	0	0	0	0	0	2-	12+	1-
CHANGE	0	10+	10+	1+	0	0	0	0	0	2-	12+	1-
MUNICIPAL	5	10	15	0	0	0	0	2	0	3	7	3
83	1	3	4	0	0	0	0	1	0	1	1	0
82	4+	7+	11+	0	0	1-	1-	1+	0	2+	6+	3+
CHANGE	4+	7+	11+	0	0	1-	1-	1+	0	2+	6+	3+
WESTON PD	5	10	15	0	0	0	0	2	0	3	7	3
83	1	3	4	0	0	0	0	1	0	1	1	0
82	4+	7+	11+	0	0	0	0	1+	0	2+	6+	3+
CHANGE	4+	7+	11+	0	0	0	0	1+	0	2+	6+	3+
LINCOLN CTY	13	68	81	0	0	2	2	1	16	22	35	5
83	30	81	111	1	0	1	1	8	10	36	51	4
82	17-	13-	30-	1-	0	1+	1+	7-	6+	14-	16-	1+
CHANGE	17-	13-	30-	1-	0	1+	1+	7-	6+	14-	16-	1+

PART I ARRESTS BY CHARGE AND AGENCY TYPE

	JUVENILE	ADULTS	GRAND TOTAL	MURDER	CRIMINAL	HOMICIDE	FORCIBLE	ROBBERY	AGGRAV	BURGLARY	LARCENY	AUTO THEFT
				NEG	MANSL	RAPE		ASSAULT				
RURAL	83	67	79	0	0	0	2	1	16	21	34	5
	82	79	105	1	0	1	1	8	10	33	48	4
CHANGE	14-	12-	26-	1-	0	1+	1+	7-	6+	12-	14-	1+
SHERIFF	83	19	19	0	0	1	1	0	9	1	7	1
	82	13	14	0	0	0	0	0	5	0	9	0
CHANGE	1-	6+	5+	0	0	1+	1+	0	4+	1+	2-	1+
STATE POLICE	83	48	60	0	0	1	1	1	7	20	27	4
	82	66	91	1	0	1	1	8	5	33	39	4
CHANGE	13-	18-	31-	1-	0	0	0	7-	2+	13-	12-	0
MUNICIPAL	83	1	2	0	0	0	0	0	0	1	1	0
	82	2	6	0	0	0	0	0	0	3	3	0
CHANGE	3-	1-	4-	0	0	0	0	0	0	2-	2-	0
HAMLIN PD	83	1	2	0	0	0	0	0	0	1	1	0
	82	2	6	0	0	0	0	0	0	3	3	0
CHANGE	3-	1-	4-	0	0	0	0	0	0	2-	2-	0
LOGAN CTY	83	69	212	2	0	9	9	14	34	115	94	13
	82	128	257	2	0	6	6	19	40	119	169	30
CHANGE	59-	45-	104-	0	0	3+	3+	5-	6-	4-	75-	17-
RURAL	83	50	231	2	0	9	9	13	30	94	73	10
	82	124	344	2	0	6	6	16	35	112	145	28
CHANGE	74-	39-	113-	0	0	3+	3+	3-	5-	18-	72-	18-
SHERIFF	83	0	23	0	0	0	0	1	1	2	19	0
	82	4	33	0	0	1	1	0	1	7	21	3
CHANGE	4-	6-	10-	0	0	1-	1-	1+	0	5-	2-	3-
STATE POLICE	83	158	208	2	0	9	9	12	29	92	54	10
	82	191	311	2	0	5	5	16	34	105	124	25
CHANGE	70-	33-	103-	0	0	4+	4+	4-	5-	13-	70-	15-
MUNICIPAL	83	19	50	0	0	0	0	1	4	21	21	3
	82	4	41	0	0	0	0	3	5	7	24	2
CHANGE	15+	6-	9+	0	0	0	0	2-	1-	14+	3-	1+
LOGAN PD	83	16	37	0	0	0	0	0	3	15	18	1
	82	4	25	0	0	0	0	1	2	4	16	1
CHANGE	12+	0	12+	0	0	0	0	1-	1+	11+	2+	1-
MAN PD	83	3	6	0	0	0	0	0	0	3	1	2
	82	0	12	0	0	0	0	0	2	2	8	0
CHANGE	3+	9-	6-	0	0	0	0	0	2-	1+	7-	2+
CHAPMANVILLE PD	83	0	7	0	0	0	0	1	1	3	2	0
	82	0	4	0	0	0	0	2	1	1	0	0
CHANGE	0	3+	3+	0	0	0	0	1-	0	2+	2+	0

PAGE 17
 PART I ARRESTS BY CHARGE AND AGENCY TYPE

		JUVENILE	ADULTS	GRAND TOTAL	MURDER	NEG MANSL	HOMICIDE	FORCIBLE RAPE	ROBBERY	AGGRAV ASSAULT	BURGLARY	LARCENY	AUTO THEFT
***** MCDOWELL CTY TOTAL *****		16	97	113	10	0	3	0	0	30	40	22	8
83		19	93	112	4	0	4	7	22	29	38	8	8
CHANGE		3-	4+	1+	6+	0	1-	7-	8+	11+	16-	0	0
***** RURAL *****		14	68	82	10	0	3	0	0	12	31	19	7
83		19	78	97	4	0	4	7	17	24	34	7	7
CHANGE		5-	10-	15-	6+	0	1-	7-	5-	7+	15-	0	0
***** SHERIFF *****		0	0	0	0	0	0	0	0	0	0	0	0
83		0	0	0	0	0	0	0	0	0	0	0	0
CHANGE		0	0	0	0	0	0	0	0	0	0	0	0
***** STATE POLICE *****		14	68	82	10	0	3	0	0	12	31	19	7
83		19	78	97	4	0	4	7	17	24	34	7	7
CHANGE		5-	10-	15-	6+	0	1-	7-	5-	7+	15-	0	0
***** MUNICIPAL *****		2	29	31	0	0	0	0	0	18	9	3	1
83		0	15	15	0	0	0	0	5	5	4	1	1
CHANGE		2+	14+	16+	0	0	0	0	13+	4+	1-	0	0
***** KEYSTONE PD *****		0	2	2	0	0	0	0	0	0	2	0	0
83		0	0	0	0	0	0	0	0	0	0	0	0
CHANGE		0	2+	2+	0	0	0	0	0	2+	0	0	0
***** WAR PD *****		0	0	0	0	0	0	0	0	0	0	0	0
83		0	0	0	0	0	0	0	0	0	0	0	0
CHANGE		0	0	0	0	0	0	0	0	0	0	0	0
***** WELCH PD *****		0	0	0	0	0	0	0	0	0	0	0	0
83		0	0	0	0	0	0	0	0	0	0	0	0
CHANGE		0	0	0	0	0	0	0	0	0	0	0	0
***** ANAWALT PD *****		0	0	0	0	0	0	0	0	0	0	0	0
83		0	0	0	0	0	0	0	0	0	0	0	0
CHANGE		0	0	0	0	0	0	0	0	0	0	0	0
***** GARY PD *****		0	2	2	0	0	0	0	0	0	2	0	0
83		0	0	0	0	0	0	0	0	0	0	0	0
CHANGE		0	2+	2+	0	0	0	0	0	2+	0	0	0
***** NORTH FORK PD *****		0	2	2	0	0	0	0	0	0	2	0	0
83		0	3	3	0	0	0	0	0	3	0	0	0
CHANGE		0	1-	1-	0	0	0	0	0	1-	0	0	0
***** DAVY PD *****		0	19	19	0	0	0	0	0	16	1	2	0
83		0	10	10	0	0	0	0	4	4	4	0	0
CHANGE		0	9+	9+	0	0	0	0	12+	1-	2-	0	0
***** KIMBALL PD *****		2	2	4	0	0	0	0	0	2	2	0	0
83		0	0	0	0	0	0	0	0	0	0	0	0
CHANGE		2+	2+	4+	0	0	0	0	2+	2+	0	0	0

PART I ARRESTS BY CHARGE AND AGENCY TYPE

18

	TOTAL		MURDER	CRIMINAL	HOMICIDE	FORCIBLE	RAPE	ROBBERY	AGGRAV	BURGLARY	LARCENY	AUTO
	JUVENILE	ADULTS										
IEAGER PD	83	1	0	0	0	0	0	0	0	0	0	1
82	1	0	0	0	0	0	0	0	0	0	0	1
CHANGE	0	0	0	0	0	0	0	0	0	0	0	0
BRADSHAW PD	83	1	0	0	0	0	0	0	0	0	1	0
82	1	0	0	0	0	0	0	1	0	0	0	0
CHANGE	0	0	0	0	0	0	0	1-	0	0	1+	0
MARION CITY	83	314	5	1	3	30	45	45	89	167	18	18
82	385	452	0	0	7	30	45	99	99	259	12	12
CHANGE	23-	71-	5+	1+	4-	0	0	0	10-	92-	6+	6+
RURAL	83	137	1	1	0	15	24	24	37	59	12	12
82	196	234	0	0	6	13	28	52	52	126	9	9
CHANGE	26-	59-	1+	1+	6-	2+	4-	15-	15-	67-	3+	3+
SHERIFF	83	108	1	1	0	15	24	24	25	40	8	8
82	158	179	0	0	6	12	25	35	35	97	4	4
CHANGE	15-	65-	1+	1+	6-	3+	1-	10-	10-	57-	4+	4+
STATE POLICE	83	29	0	0	0	0	0	0	12	19	4	4
82	38	55	0	0	0	1	3	17	17	29	5	5
CHANGE	11-	9-	0	0	0	1-	3-	5-	5-	10-	1-	1-
MUNICIPAL	83	177	4	4	3	15	21	21	52	108	6	6
82	189	218	0	0	1	17	17	47	47	133	3	3
CHANGE	3+	12-	4+	4+	2+	2-	4+	5+	5+	25-	3+	3+
FAIRMONT PD	83	177	4	4	3	15	21	21	52	108	6	6
82	186	211	0	0	1	17	17	40	40	133	3	3
CHANGE	7+	9-	4+	4+	2+	2-	4+	12+	12+	25-	3+	3+
MANNINGTON PD	83	0	0	0	0	0	0	0	0	0	0	0
82	2	2	0	0	0	0	0	2	2	0	0	0
CHANGE	0	2-	0	0	0	0	0	2-	2-	0	0	0
RIVESVILLE PD	83	0	0	0	0	0	0	0	0	0	0	0
82	0	0	0	0	0	0	0	0	0	0	0	0
CHANGE	0	0	0	0	0	0	0	0	0	0	0	0
MONONGAH PD	83	0	0	0	0	0	0	0	0	0	0	0
82	0	0	0	0	0	0	0	0	0	0	0	0
CHANGE	0	0	0	0	0	0	0	0	0	0	0	0
FAIRVIEW PD	83	0	0	0	0	0	0	0	0	0	0	0
82	4	4	0	0	0	0	0	4	4	0	0	0
CHANGE	4-	4-	0	0	0	0	0	4-	4-	0	0	0
FARMINGTON PD	83	0	0	0	0	0	0	0	0	0	0	0
82	1	1	0	0	0	0	0	1	1	0	0	0
CHANGE	0	1-	0	0	0	0	0	0	0	0	0	0

PAGE 19
PART I ARRESTS BY CHARGE AND AGENCY TYPE

AGENCY	JUVENILE	ADULTS	GRAND TOTAL	MURDER	CRIMINAL	HOMICIDE	FORCIBLE	ROBBERY	AGGRAV ASSAULT	BURGLARY	LARCENY	AUTO THEFT
GRANT TOWN PD	0	0	0	0	0	0	0	0	0	0	0	0
CHANGE	0	0	0	0	0	0	0	0	0	0	0	0
WORTHINGTON PD	0	0	0	0	0	0	0	0	0	0	0	0
CHANGE	0	0	0	0	0	0	0	0	0	0	0	0
MARSHALL CITY TOTAL	32	186	218	0	0	2	1	3	33	173	6	6
CHANGE	44	265	309	0	0	2	1	14	60	225	7	7
*****	12-	79-	91-	0	0	0	0	11-	27-	52-	1-	1-
RURAL	5	53	58	0	0	1	0	1	18	33	5	5
CHANGE	5+	57	57	0	0	1	0	8	23	23	2	2
SHERIFF	2	47	49	0	0	0	0	1	13	31	4	4
CHANGE	2+	46	46	0	0	0	0	6	18	20	2	2
STATE POLICE	3	6	9	0	0	1	0	0	5	2	1	1
CHANGE	3+	11	11	0	0	1	0	2	5	3	0	0
MUNICIPAL	27	133	160	0	0	1	1	2	15	140	1	1
CHANGE	44	208	252	0	0	1	1	6	37	202	5	5
BENWOOD PD	17-	75-	92-	0	0	0	0	4-	22-	62-	4-	4-
CHANGE	5	70	75	0	0	0	0	1	2	72	0	0
CAMERON PD	3	111	114	0	0	1	0	0	0	111	2	2
CHANGE	2+	41-	39-	0	0	1-	0	1+	2+	39-	2-	2-
GLEN DALE PD	0	0	0	0	0	0	0	0	0	0	0	0
CHANGE	0	0	0	0	0	0	0	0	0	0	0	0
MCMECHEN PD	0	3	3	0	0	0	0	0	0	0	0	0
CHANGE	0	3-	3-	0	0	0	0	0	0	0	0	0
MOUNDSVILLE PD	0	1	2	0	0	0	0	0	0	0	0	0
CHANGE	1-	1-	2-	0	0	0	0	0	1-	1-	1-	1-
MASON CITY TOTAL	22	63	85	0	0	1	1	1	13	68	1	1
CHANGE	40	93	133	0	0	0	1	6	36	88	2	2
*****	18-	30-	48-	0	0	1+	0	5-	23-	20-	1-	1-
MASON CITY TOTAL	53	78	131	1	1	0	4	4	32	83	6	6
CHANGE	60	87	147	0	0	0	1	16	46	70	14	14
*****	7-	9-	16-	1+	1+	0	3+	12-	14-	13+	8-	8-

PART I ARRESTS BY CHARGE AND AGENCY TYPE

JUVENILE ADULTS GRAND TOTAL

MURDER HOMICIDE FORCIBLE ROBBERY AGGRAV ASSAULT BURGLARY LARCENY AUTO THEFT

AGENCY	CHARGE	JUVENILE	ADULTS	GRAND TOTAL	MURDER	HOMICIDE	FORCIBLE	ROBBERY	AGGRAV ASSAULT	BURGLARY	LARCENY	AUTO THEFT
RURAL	83	24	34	58	1	1	0	4	4	19	23	6
	82	38	57	95	0	0	0	1	14	29	43	8
	CHANGE	14-	23-	37-	1+	1+	0	3+	10-	10-	20-	2-
SHERIFF	83	24	29	53	1	1	0	4	4	18	21	4
	82	38	54	92	0	0	0	1	14	29	40	8
	CHANGE	14-	25-	39-	1+	1+	0	3+	10-	11-	19-	4-
STATE POLICE	83	0	5	5	0	0	0	0	0	1	2	2
	82	0	3	3	0	0	0	0	0	0	3	0
	CHANGE	0	2+	2+	0	0	0	0	0	1+	1-	2+
MUNICIPAL	83	29	44	73	0	0	0	0	0	13	60	0
	82	22	30	52	0	0	0	0	2	17	27	6
	CHANGE	7+	14+	21+	0	0	0	0	2-	4-	33+	6-
POINT PLEASANT PD	83	24	39	63	0	0	0	0	0	8	55	0
	82	17	27	44	0	0	0	0	2	13	25	4
	CHANGE	7+	12+	19+	0	0	0	0	2-	5-	30+	4-
NEW HAVEN PD	83	0	0	0	0	0	0	0	0	0	0	0
	82	3	2	5	0	0	0	0	0	4	0	0
	CHANGE	3-	2-	5-	0	0	0	0	0	4-	0	1-
MASON PD	83	4	3	7	0	0	0	0	0	2	5	0
	82	2	1	3	0	0	0	0	0	0	2	1
	CHANGE	2+	2+	4+	0	0	0	0	0	2+	3+	1-
HENDERSON PD	83	1	2	3	0	0	0	0	0	3	0	0
	82	0	0	0	0	0	0	0	0	0	0	0
	CHANGE	1+	2+	3+	0	0	0	0	0	3+	0	0
HARTFORD PD	83	0	0	0	0	0	0	0	0	0	0	0
	82	0	0	0	0	0	0	0	0	0	0	0
	CHANGE	0	0	0	0	0	0	0	0	0	0	0
LEON PD	83	0	0	0	0	0	0	0	0	0	0	0
	82	0	0	0	0	0	0	0	0	0	0	0
	CHANGE	0	0	0	0	0	0	0	0	0	0	0
MERCER CTY TOTAL	83	78	341	419	1	1	1	17	69	121	183	19
	82	75	305	380	0	0	5	25	49	136	120	39
	CHANGE	3+	36+	39+	2+	1+	4-	8-	20+	15-	63+	20-
RURAL	83	43	229	272	2	0	0	8	51	77	118	16
	82	30	213	243	5	0	1	11	35	82	76	33
	CHANGE	13+	16+	29+	3-	0	1-	3-	16+	5-	42+	17-
SHERIFF	83	19	186	205	1	0	0	4	41	51	102	6
	82	12	146	158	0	0	1	8	26	47	57	19
	CHANGE	7+	40+	47+	1+	0	1-	4-	15+	4+	45+	13-

PAGE 21
 PART I ARRESTS BY CHARGE AND AGENCY TYPE
 JUVENILE ADULTS GRAND CRIMINAL HOMICIDE FORCIBLE ROBBERY AGGRAV BURGLARY LARCENY AUTO
 TOTAL MURDER NEG MANSL RAPE ASSAULT THEFT

AGENCY	CHARGE	JUVENILE	ADULTS	GRAND	CRIMINAL	HOMICIDE	FORCIBLE	ROBBERY	AGGRAV	BURGLARY	LARCENY	AUTO
				TOTAL	MURDER	NEG	MANSL	RAPE	ASSAULT			THEFT
STATE POLICE	83	24	43	67	1	0	0	0	4	26	16	10
	82	18	67	85	5	0	0	0	3	35	19	14
	CHANGE	6+	24-	18-	4-	0	0	0	1+	9-	3-	4-
MUNICIPAL	83	35	112	147	6	1	1	1	9	44	65	3
	82	45	92	137	1	0	4	4	14	54	44	6
	CHANGE	10-	20+	10+	5+	1+	3-	3-	5-	10-	21+	3-
ATHENS PD	83	0	0	0	0	0	0	0	0	0	0	0
	82	0	1	1	0	0	1	1	0	0	0	0
	CHANGE	0	1-	1-	0	0	1-	1-	0	0	0	0
BLUEFIELD PD	83	14	39	53	3	1	1	1	4	19	13	2
	82	14	61	75	1	0	2	2	11	30	15	3
	CHANGE	0	22-	22-	2+	1+	1-	1-	7-	11-	2-	1-
PRINCETON PD	83	19	73	92	3	0	0	0	5	23	52	1
	82	31	29	60	0	0	1	1	3	23	29	3
	CHANGE	12-	44+	32+	3+	0	1-	1-	2+	0	23+	2-
MATOAKA PD	83	0	0	0	0	0	0	0	0	0	0	0
	82	0	0	0	0	0	0	0	0	0	0	0
	CHANGE	0	0	0	0	0	0	0	0	0	0	0
BRAMWELL PD	83	0	0	0	0	0	0	0	0	0	0	0
	82	0	0	0	0	0	0	0	0	0	0	0
	CHANGE	0	0	0	0	0	0	0	0	0	0	0
CONCORD COL SECURITY	83	2	0	2	0	0	0	0	0	2	0	0
	82	0	1	1	0	0	0	0	0	1	0	0
	CHANGE	2+	1-	1+	0	0	0	0	0	1+	0	0
BLUEFIELD ST SECURITY	83	0	0	0	0	0	0	0	0	0	0	0
	82	0	0	0	0	0	0	0	0	0	0	0
	CHANGE	0	0	0	0	0	0	0	0	0	0	0
MINERAL CTY	83	34	95	129	1	1	1	1	9	49	51	7
	82	32	39	71	0	0	1	1	1	16	42	7
	CHANGE	2+	56+	58+	1+	1+	0	0	8+	33+	9+	0
RURAL	83	11	62	73	1	0	0	1	9	36	11	6
	82	8	19	27	0	0	0	0	1	12	12	2
	CHANGE	3+	43+	46+	1+	0	1+	1+	8+	24+	1-	4+
SHERIFF	83	3	14	17	0	0	0	0	3	8	3	1
	82	0	6	6	0	0	0	0	0	2	4	0
	CHANGE	3+	8+	11+	0	0	0	0	3+	6+	1-	1+
STATE POLICE	83	8	48	56	1	0	1	1	6	28	8	5
	82	8	13	21	0	0	0	1	1	10	8	2
	CHANGE	0	35+	35+	1+	0	1+	1+	5+	18+	0	3+

 MINERAL CTY TOTAL

PAGE 23
PART I ARRESTS BY CHARGE AND AGENCY TYPE

AGENCY	CHARGE	JUVENILE	ADULTS	GRAND TOTAL	MURDER	CRIMINAL	HOMICIDE	FORCIBLE	ROBBERY	AGGRAV. ASSAULT	BURGLARY	LARCENY	AUTO THEFT
KERMIT PD	83	0	1	1	0	0	0	0	0	1	0	0	0
	82	0	0	0	0	0	0	0	0	0	0	0	0
	CHANGE	0	1+	1+	0	0	0	0	0	1+	0	0	0
DELBARTON PD	83	0	0	0	0	0	0	0	0	0	0	0	0
	82	0	0	0	0	0	0	0	0	0	0	0	0
	CHANGE	0	0	0	0	0	0	0	0	0	0	0	0
MATEMAN PD	83	0	0	0	0	0	0	0	0	0	0	0	0
	82	0	0	0	0	0	0	0	0	0	0	0	0
	CHANGE	0	0	0	0	0	0	0	0	0	0	0	0

MONONGALIA CITY TOTAL													
	83	40	374	414	0	1	9	9	6	8	53	318	19
	82	49	358	407	5	0	12	10	10	11	54	295	20
	CHANGE	9-	16+	7+	5-	1+	3-	4-	4-	3-	1-	23+	1-

RURAL	83	8	74	82	0	0	6	6	1	7	29	34	5
	82	4	71	75	4	4-	7	7	1	7	20	21	9
	CHANGE	4+	3+	7+	0	0	1-	0	6-	0	9+	13+	4-
SHERIFF	83	0	14	14	0	0	1	1	0	4	3	6	0
	82	0	16	16	0	0	0	0	0	1	5	6	4
	CHANGE	0	2-	2-	0	0	1+	1+	0	3+	2-	0	4-
STATE POLICE	83	8	60	68	0	0	5	5	1	3	25	28	5
	82	4	55	59	4	4-	7	7	7	6	15	15	5
	CHANGE	4+	5+	9+	0	0	2-	2-	6-	3-	11+	13+	0
MUNICIPAL	83	32	300	332	0	1	3	3	5	1	24	284	14
	82	45	287	332	1	0	5	5	3	4	34	274	11
	CHANGE	13-	13+	0	1-	1+	2-	2-	2+	3-	13-	10+	3+
MORGANTOWN PD	83	25	261	286	0	1	3	3	4	1	21	247	9
	82	34	206	240	1	0	4	4	3	3	26	194	9
	CHANGE	9-	55+	46+	1-	1+	1-	1-	1+	2-	5-	53+	0
STAR CITY PD	83	0	18	18	0	0	0	0	0	0	0	18	0
	82	2	62	64	0	0	0	0	0	0	1	62	1
	CHANGE	2-	44-	46-	0	0	0	0	0	0	1-	44-	1-
WESTOVER PD	83	7	7	14	0	0	0	0	1	0	3	6	4
	82	9	8	17	0	0	1	1	0	1	5	9	1
	CHANGE	2-	1-	3-	0	0	1-	1-	1+	1-	2-	3-	3+
OSAGE PD	83	0	0	0	0	0	0	0	0	0	0	0	0
	82	0	0	0	0	0	0	0	0	0	0	0	0
	CHANGE	0	0	0	0	0	0	0	0	0	0	0	0
WVU SECURITY POLICE	83	0	14	14	0	0	0	0	0	0	0	13	1
	82	0	11	11	0	0	0	0	0	0	0	9	0
	CHANGE	0	3+	3+	0	0	0	0	0	0	2-	4+	1+

PAGE 24
 PART I ARRESTS BY CHARGE AND AGENCY TYPE

AGENCY	CHARGE	JUVENILE		ADULTS		GRAND TOTAL	MURDER	NEG MANSL	HOMICIDE	FORCIBLE RAPE	ROBBERY	AGGRAV ASSAULT	BURGLARY	LARCENY	AUTO THEFT
		83	82	83	82										
GRANVILLE PD	83	0	0	0	0	0	0	0	0	0	0	0	0	0	0
	82	0	0	0	0	0	0	0	0	0	0	0	0	0	0
	CHANGE	0	0	0	0	0	0	0	0	0	0	0	0	0	0
MONROE CTY	83	1	52	53	2	0	0	1	0	3	3	29	15	0	0
	82	2	58	60	0	1	0	0	13	0	37	8	1	0	
	CHANGE	1-	6-	7-	2+	1-	0	1+	10-	3+	8-	7+	1-	0	
RURAL	83	1	46	47	2	0	1	0	0	3	3	25	13	0	0
	82	2	47	49	0	1	0	0	13	0	27	7	1	0	
	CHANGE	1-	1-	2-	2+	1-	0	1+	10-	3+	2-	6+	1-	0	
SHERIFF	83	0	24	24	1	0	0	0	0	0	0	13	10	0	0
	82	0	37	37	0	0	0	0	13	0	19	5	0	0	
	CHANGE	0	13-	13-	1+	0	0	0	13-	0	6-	5+	0	0	
STATE POLICE	83	1	22	23	1	0	1	0	3	3	12	3	0	0	0
	82	2	10	12	0	1	0	0	0	0	8	2	1	0	
	CHANGE	1-	12+	11+	1+	1-	0	1+	3+	3+	4+	1+	1-	0	
MUNICIPAL	83	0	6	6	0	0	0	0	0	0	0	4	2	0	0
	82	0	11	11	0	0	0	0	0	0	10	1	0	0	
	CHANGE	0	5-	5-	0	0	0	0	0	0	6-	1+	0	0	
ALDERSON PD	83	0	6	6	0	0	0	0	0	0	0	4	2	0	0
	82	0	9	9	0	0	0	0	0	0	8	1	0	0	
	CHANGE	0	3-	3-	0	0	0	0	0	0	4-	1+	0	0	
UNION PD	83	0	0	0	0	0	0	0	0	0	0	0	0	0	0
	82	0	2	2	0	0	0	0	0	0	2	0	0	0	
	CHANGE	0	2-	2-	0	0	0	0	0	0	2-	0	0	0	
PETERSTOWN PD	83	0	0	0	0	0	0	0	0	0	0	0	0	0	0
	82	0	0	0	0	0	0	0	0	0	0	0	0	0	
	CHANGE	0	0	0	0	0	0	0	0	0	0	0	0	0	
MORGAN CTY	83	8	24	32	1	0	1	0	2	2	9	17	0	0	
	82	18	27	45	1	0	2	0	0	27	13	0	0		
	CHANGE	10-	3-	13-	0	0	1-	0	2+	18-	4+	0	0		
RURAL	83	8	24	32	1	0	1	0	2	2	9	17	0	0	
	82	18	27	45	1	0	2	0	0	27	13	0	0		
	CHANGE	10-	3-	13-	0	0	1-	0	2+	18-	4+	0	0		
SHERIFF	83	2	6	8	0	0	0	0	0	0	2	6	0	0	
	82	4	4	8	0	0	0	0	0	0	3	5	0	0	
	CHANGE	2-	2+	0	0	0	0	0	0	0	1-	1+	0	0	

PAGE 25
PART I ARRESTS BY CHARGE AND AGENCY TYPE

	JUVENILE	ADULTS	GRAND TOTAL	MURDER	CRIMINAL HOMICIDE	FORCIBLE RAPE	ROBBERY	AGGRAV ASSAULT	BURGLARY	LARCENY	AUTO THEFT
STATE POLICE 83	6	18	24	1	0	1	2	2	7	11	0
82	14	23	37	1	0	2	0	0	24	8	0
CHANGE	8-	5-	13-	0	0	1-	0	2+	17-	3+	0
MUNICIPAL	0	0	0	0	0	0	0	0	0	0	0
83	0	0	0	0	0	0	0	0	0	0	0
82	0	0	0	0	0	0	0	0	0	0	0
CHANGE	0	0	0	0	0	0	0	0	0	0	0
BERKELEY SPRINGS PD	0	0	0	0	0	0	0	0	0	0	0
83	0	0	0	0	0	0	0	0	0	0	0
82	0	0	0	0	0	0	0	0	0	0	0
CHANGE	0	0	0	0	0	0	0	0	0	0	0
PAM-PAM PD	0	0	0	0	0	0	0	0	0	0	0
83	0	0	0	0	0	0	0	0	0	0	0
82	0	0	0	0	0	0	0	0	0	0	0
CHANGE	0	0	0	0	0	0	0	0	0	0	0
NICHOLAS CTY TOTAL	37	102	139	2	1	0	3	14	42	67	10
83	21	68	89	1	0	2	11	10	24	35	6
82	16+	34+	50+	1+	1+	2-	8-	4+	18+	32+	4+
CHANGE											
RURAL	21	79	100	0	1	0	2	9	36	45	7
83	12	47	59	1	0	2	3	9	19	21	4
82	9+	32+	41+	1-	1+	2-	1-	0	17+	24+	3+
CHANGE											
SHERIFF	0	17	17	0	1	0	0	2	1	12	1
83	1	7	8	0	0	2	0	0	1	5	0
82	1-	10+	9+	0	1+	2-	0	2+	0	7+	1+
CHANGE											
STATE POLICE 83	21	62	83	0	0	0	2	7	35	33	6
82	11	40	51	1	0	0	3	9	18	16	4
CHANGE	10+	22+	32+	1-	0	0	1-	2-	17+	17+	2+
MUNICIPAL	16	23	39	2	0	0	1	5	6	22	3
83	9	21	30	0	0	0	8	1	5	14	2
82	7+	2+	9+	2+	0	0	7-	4+	1+	8+	1+
CHANGE											
RICHWOOD PD	1	15	16	0	0	0	1	5	3	4	3
83	0	10	10	0	0	0	8	0	0	2	0
82	1+	5+	6+	0	0	0	7-	5+	3+	2+	3+
CHANGE											
SUMMERSVILLE PD	15	8	23	2	0	0	0	0	3	18	0
83	9	11	20	0	0	0	0	1	5	12	2
82	6+	3-	3+	2+	0	0	0	1-	2-	6+	2-
CHANGE											

	JUVENILE	ADULTS	GRAND TOTAL	MURDER	CRIMINAL HOMICIDE	FORCIBLE RAPE	ROBBERY	AGGRAV ASSAULT	BURGLARY	LARCENY	AUTO THEFT
OHIO CTY TOTAL	111	254	365	4	0	7	13	32	78	193	38
83	126	288	414	2	1	15	29	28	88	223	28
82	15-	34-	49-	2+	1-	8-	16-	4+	10-	30-	10+
CHANGE											

	AGENCY TYPE	GRAND TOTAL		MURDER	CRIMINAL	HOMICIDE	FORCIBLE RAPE	ROBBERY	AGGRAV ASSAULT	BURGLARY	LARCENY	AUTO THEFT
		JUVENILE	ADULTS									
RURAL	83	5	22	1	0	0	0	1	3	6	11	5
	82	2	15	0	0	0	0	4	3	3	6	1
	CHANGE	3+	7+	1+	0	0	0	3-	0	3+	5+	4+
SHERIFF	83	0	18	1	0	0	0	1	2	6	8	0
	82	0	11	0	0	0	0	3	2	2	3	1
	CHANGE	0	7+	1+	0	0	0	2-	0	4+	5+	1-
STATE POLICE	83	5	4	0	0	0	0	0	1	0	3	5
	82	2	4	0	0	0	0	1	1	1	3	0
	CHANGE	3+	3+	0	0	0	0	1-	0	1-	0	5+
MUNICIPAL	83	106	232	3	0	7	7	12	29	72	182	33
	82	124	273	2	1	15	15	25	25	85	217	27
	CHANGE	18-	41-	1+	1-	8-	8-	13-	4+	13-	35-	6+
WHEELING PD	83	106	232	3	0	7	7	12	29	72	182	33
	82	122	268	2	1	11	11	25	25	83	216	27
	CHANGE	16-	36-	1+	1-	4-	4-	13-	4+	11-	34-	6+
TRIADDELPHIA PD	83	0	0	0	0	0	0	0	0	0	0	0
	82	0	0	0	0	0	0	0	0	0	0	0
	CHANGE	0	0	0	0	0	0	0	0	0	0	0
BETHLEHEM PD	83	0	0	0	0	0	0	0	0	0	0	0
	82	0	0	0	0	0	0	0	0	0	0	0
	CHANGE	0	0	0	0	0	0	0	0	0	0	0
WEST LIBERTY PD	83	0	0	0	0	0	0	0	0	0	0	0
	82	0	0	0	0	0	0	0	0	0	0	0
	CHANGE	0	0	0	0	0	0	0	0	0	0	0
VALLEY GROVE PD	83	0	0	0	0	0	0	0	0	0	0	0
	82	2	0	0	0	0	0	0	0	0	0	0
	CHANGE	2-	2-	0	0	0	0	0	0	2-	2-	0
WEST LIBERTY ST COL SEC	83	0	0	0	0	0	0	0	0	0	0	0
	82	0	5	0	0	4	4	0	0	0	1	0
	CHANGE	0	5-	0	0	4-	4-	0	0	0	1-	0
CLEARVIEW PD	83	0	0	0	0	0	0	0	0	0	0	0
	82	0	0	0	0	0	0	0	0	0	0	0
	CHANGE	0	0	0	0	0	0	0	0	0	0	0
PENDLETON CTY TOTAL	83	6	25	0	0	2	2	0	1	14	14	0
	82	17	34	0	0	1	1	0	1	16	26	7
	CHANGE	11-	9-	0	0	1+	1+	0	0	2-	12-	7-
RURAL	83	6	25	0	0	2	2	0	1	14	14	0
	82	17	34	0	0	1	1	0	1	16	26	7
	CHANGE	11-	9-	0	0	1+	1+	0	0	2-	12-	7-

PAGE 27
 PART I ARRESTS BY CHARGE AND AGENCY TYPE
 JUVENILE ADULTS GRAND CRIMINAL HOMICIDE FORCIBLE ROBBERY AGGRAV BURGULARY LARCENY AUTO
 TOTAL MURDER NEG MANSL RAPE ASSAULT THEFT

AGENCY	CHARGE	JUVENILE	ADULTS	GRAND	TOTAL	MURDER	NEG	MANSL	RAPE	ROBBERY	AGGRAV	BURGULARY	LARCENY	AUTO THEFT
SHERIFF	83	0	0	0	0	0	0	0	0	0	0	0	0	0
	82	0	1	0	1	0	0	0	0	0	0	0	0	0
	CHANGE	0	1-	0	1-	0	0	0	0	0	0	1-	0	0
STATE POLICE	83	6	25	31	31	0	0	0	2	0	1	14	14	0
	82	17	33	50	50	0	0	0	1	0	1	15	26	7
	CHANGE	11-	8-	19-	19-	0	0	0	1+	0	0	1-	12-	7-
MUNICIPAL	83	0	0	0	0	0	0	0	0	0	0	0	0	0
	82	0	0	0	0	0	0	0	0	0	0	0	0	0
	CHANGE	0	0	0	0	0	0	0	0	0	0	0	0	0
FRANKLIN PD	83	0	0	0	0	0	0	0	0	0	0	0	0	0
	82	0	0	0	0	0	0	0	0	0	0	0	0	0
	CHANGE	0	0	0	0	0	0	0	0	0	0	0	0	0

 PLEASANTS CTY TOTAL 1 27 28 1 0 0 0 0 0 0 0 1 11 14 1
 82 0 20 20 0 0 0 0 0 0 0 6 7 3 4
 CHANGE 1+ 7+ 8+ 1+ 0 0 0 0 0 0 5- 4+ 11+ 3-

AGENCY	CHARGE	JUVENILE	ADULTS	GRAND	TOTAL	MURDER	NEG	MANSL	RAPE	ROBBERY	AGGRAV	BURGULARY	LARCENY	AUTO THEFT
RURAL	83	0	16	16	16	0	0	0	0	0	1	7	7	0
	82	0	11	11	11	0	0	0	0	0	0	6	1	4
	CHANGE	0	5+	5+	5+	0	0	0	0	0	1+	1+	6+	4-
SHERIFF	83	0	8	8	8	0	0	0	0	0	0	2	6	0
	82	0	5	5	5	0	0	0	0	0	0	3	1	1
	CHANGE	0	3+	3+	3+	0	0	0	0	0	0	1-	5+	1-
STATE POLICE	83	0	8	8	8	0	0	0	0	0	1	5	1	0
	82	0	6	6	6	0	0	0	0	0	0	3	0	3
	CHANGE	0	2+	2+	2+	0	0	0	0	0	1+	2+	1+	3-
MUNICIPAL	83	1	11	12	12	0	0	0	0	0	0	4	7	1
	82	0	9	9	9	0	0	0	0	0	0	1	2	0
	CHANGE	1+	2+	3+	3+	0	0	0	0	0	6-	3+	5+	1+
ST MARYS PD	83	1	11	12	12	0	0	0	0	0	0	4	7	1
	82	0	9	9	9	0	0	0	0	0	6	1	2	0
	CHANGE	1+	2+	3+	3+	0	0	0	0	0	6-	3+	5+	1+

 POCAHONTAS CTY TOTAL 1 31 32 3 0 0 0 0 0 0 0 6 6 10 6
 82 1 21 22 8 0 0 0 0 0 0 4 4 2 2
 CHANGE 0 10+ 10+ 5- 0 0 0 0 0 0 2+ 0 8+ 4+

AGENCY	CHARGE	JUVENILE	ADULTS	GRAND	TOTAL	MURDER	NEG	MANSL	RAPE	ROBBERY	AGGRAV	BURGULARY	LARCENY	AUTO THEFT
RURAL	83	1	31	32	32	0	0	0	1	0	6	6	10	6
	82	0	20	20	20	0	0	0	0	0	4	5	1	2
	CHANGE	1+	11+	12+	12+	0	0	0	1+	0	2+	1+	9+	4+

PART I ARRESTS BY CHARGE AND AGENCY TYPE
JUVENILE ADULTS GRAND CRIMINAL

		TOTAL	MURDER	NEG	HOMICIDE	FORCIBLE	ROBBERY	AGGRAV	BURGLARY	LARCENY	AUTO
			MURDER	NEG	HOMICIDE	RAPE		ASSAULT			THEFT
SHERIFF	83	10	1	0	0	0	0	2	1	2	4
CHANGE	82	8	0	0	0	0	0	4	1	1	2
		2+	1+	0	0	0	0	2-	0	1+	2+
STATE POLICE	83	21	2	0	1	0	0	4	5	8	2
CHANGE	82	12	8	0	0	0	0	0	4	0	0
		9+	6-	0	1+	0	0	4+	1+	8+	2+
MUNICIPAL	83	0	0	0	0	0	0	0	0	0	0
CHANGE	82	1	0	0	0	0	0	0	1	1	0
		1-	0	0	0	0	0	0	1-	1-	0
MARLINGTON PD	83	0	0	0	0	0	0	0	0	0	0
CHANGE	82	1	0	0	0	0	0	0	1	1	0
		1-	0	0	0	0	0	0	1-	1-	0
PRESTON CTY	83	79	0	0	0	0	0	5	30	55	1
CHANGE	82	99	0	0	1	0	0	18	22	54	4
		6+	8-	0	1-	0	0	13-	8+	1+	3-
RURAL	83	64	0	0	0	0	0	1	27	44	1
CHANGE	82	69	0	0	0	0	0	15	20	34	4
		4+	1-	0	1-	0	0	14-	7+	10+	3-
SHERIFF	83	51	0	0	0	0	0	1	23	35	1
CHANGE	82	47	0	0	0	0	0	1	17	29	1
		4+	0	0	1-	0	0	0	6+	6+	0
STATE POLICE	83	13	0	0	0	0	0	0	4	9	0
CHANGE	82	22	0	0	0	0	0	14	3	5	3
		3-	0	0	0	0	0	14-	1+	4+	3-
MUNICIPAL	83	15	0	0	0	0	0	4	3	11	0
CHANGE	82	24	0	0	0	0	0	3	2	20	0
		9-	0	0	0	0	0	1+	1+	9-	0
KINGHOOD PD	83	14	0	0	0	0	0	3	3	11	0
CHANGE	82	24	0	0	0	0	0	3	2	20	0
		10-	0	0	0	0	0	0	1+	9-	0
TERRA ALTA PD	83	1	0	0	0	0	0	1	0	0	0
CHANGE	82	0	0	0	0	0	0	0	0	0	0
		1+	0	0	0	0	0	1+	0	0	0
ROWLESBURG PD	83	0	0	0	0	0	0	0	0	0	0
CHANGE	82	0	0	0	0	0	0	0	0	0	0
		0	0	0	0	0	0	0	0	0	0
MASONTOWN PD	83	0	0	0	0	0	0	0	0	0	0
CHANGE	82	0	0	0	0	0	0	0	0	0	0
		0	0	0	0	0	0	0	0	0	0

PAGE 29
 PART I ARRESTS BY CHARGE AND AGENCY TYPE
 JUVENILE ADULTS GRAND CRIMINAL HOMICIDE FORCIBLE ROBBERY AGGRAV BURGLARY LARCENY AUTO
 TOTAL MURDER NEG MANSL RAPE ASSAULT THEFT

AGENCY	CHARGE	JUVENILE	ADULTS	GRAND	CRIMINAL	HOMICIDE	FORCIBLE	ROBBERY	AGGRAV	BURGLARY	LARCENY	AUTO
				TOTAL	MURDER	NEG	MANSL	RAPE	ASSAULT			THEFT
NEWMBURG PD	83	0	0	0	0	0	0	0	0	0	0	0
	82	0	0	0	0	0	0	0	0	0	0	0
	CHANGE	0	0	0	0	0	0	0	0	0	0	0
TUNNELTON PD	83	0	0	0	0	0	0	0	0	0	0	0
	82	0	0	0	0	0	0	0	0	0	0	0
	CHANGE	0	0	0	0	0	0	0	0	0	0	0
PUTNAM CTY	83	7	83	90	0	0	0	2	14	35	32	3
	82	37	97	134	0	0	1	4	16	42	61	5
	CHANGE	30-	14-	44-	0	0	1+	5-	2-	7-	29-	2-
RURAL	83	5	83	88	0	0	0	2	14	34	31	3
	82	32	93	125	0	0	1	9	16	40	55	4
	CHANGE	27-	10-	37-	0	0	1+	5-	2-	6-	24-	1-
SHERIFF	83	5	78	83	0	0	0	1	14	32	30	3
	82	17	73	90	0	0	0	3	14	29	35	4
	CHANGE	12-	5+	7-	0	0	0	4-	0	3+	5-	1-
STATE POLICE	83	0	5	5	0	0	0	1	0	2	1	0
	82	15	20	35	0	0	0	2	2	11	20	0
	CHANGE	15-	15-	30-	0	0	0	1+	2-	9-	19-	0
MUNICIPAL	83	2	0	2	0	0	0	0	0	1	1	0
	82	5	4	9	0	0	0	0	0	2	6	1
	CHANGE	3-	4-	7-	0	0	0	0	0	1-	5-	1-
HURRICANE PD	83	2	0	2	0	0	0	0	0	1	1	0
	82	5	4	9	0	0	0	0	0	2	6	1
	CHANGE	3-	4-	7-	0	0	0	0	0	1-	5-	1-
ELEANOR PD	83	0	0	0	0	0	0	0	0	1	1	0
	82	0	0	0	0	0	0	0	0	2	6	1
	CHANGE	0	0	0	0	0	0	0	0	1-	5-	1-
POCA PD	83	0	0	0	0	0	0	0	0	0	0	0
	82	0	0	0	0	0	0	0	0	0	0	0
	CHANGE	0	0	0	0	0	0	0	0	0	0	0
BANCROFT PD	83	0	0	0	0	0	0	0	0	0	0	0
	82	0	0	0	0	0	0	0	0	0	0	0
	CHANGE	0	0	0	0	0	0	0	0	0	0	0
RALEIGH CTY	83	198	555	753	4	1	5	18	99	99	540	28
	82	230	634	864	16	0	9	36	73	167	528	35
	CHANGE	32-	79-	111-	12-	1+	4-	18-	15-	68-	12+	7-

PART I ARRESTS BY CHARGE AND AGENCY TYPE

	JUVENILE	ADULTS	GRAND TOTAL	MURDER	CRIMINAL	HOMICIDE	FORCIBLE RAPE	ROBBERY	AGGRAV ASSAULT	BURGLARY	LARCENY	AUTO THEFT
RURAL	40	212	252	4	0	0	4	7	51	53	113	20
CHANGE	42	255	297	12	0	0	9	17	50	75	114	20
	2-	43-	45-	8-	0	0	5-	10-	1+	22-	1-	0
SHERIFF	13	111	124	2	0	0	4	3	32	19	61	3
CHANGE	9	110	119	2	0	0	5	6	28	25	49	4
	4+	1+	5+	0	0	0	1-	3-	4+	6-	12+	1-
STATE POLICE	27	101	128	2	0	0	0	4	19	34	52	17
CHANGE	33	145	178	10	0	0	4	11	22	50	65	16
	6-	44-	50-	8-	0	0	4-	7-	3-	16-	13-	1+
MUNICIPAL	158	343	501	0	1	1	1	11	7	46	427	8
CHANGE	188	379	567	4	0	0	0	19	23	92	414	15
	30-	36-	66-	4-	1+	1+	1+	8-	16-	46-	13+	7-
BECKLEY PD	157	329	486	0	1	1	1	11	4	40	422	7
CHANGE	182	367	549	4	0	0	0	18	20	88	409	10
	25-	38-	63-	4-	1+	1+	1+	7-	16-	48-	13+	3-
LESTER PD	1	8	9	0	0	0	0	0	2	5	2	0
CHANGE	1	6	7	0	0	0	0	1	0	2	4	0
	0	2+	2+	0	0	0	0	1-	2+	3+	2-	0
MABSCOTT PD	0	2	2	0	0	0	0	0	0	1	0	1
CHANGE	1	1	2	0	0	0	0	0	1	0	1	0
	1-	1+	0	0	0	0	0	0	1-	1+	1-	1+
SOPHIA PD	0	3	3	0	0	0	0	0	0	0	3	0
CHANGE	4	1	5	0	0	0	0	0	0	0	0	5
	4-	2+	2-	0	0	0	0	0	0	0	3+	5-
RHODELL PD	0	1	1	0	0	0	0	0	1	0	0	0
CHANGE	0	4	4	0	0	0	0	0	2	2	0	0
	0	3-	3-	0	0	0	0	0	1-	2-	0	0
RANDOLPH CTY TOTAL	21	117	138	0	0	0	5	6	12	43	63	9
CHANGE	56	90	146	0	0	0	8	9	3	31	87	8
	35-	27+	8-	0	0	0	3-	3-	9+	12+	24-	1+
RURAL	12	69	81	0	0	0	5	3	9	37	23	4
CHANGE	18	62	80	0	0	0	8	7	1	20	36	8
	6-	7+	1+	0	0	0	3-	4-	8+	17+	13-	4-
SHERIFF	0	18	18	0	0	0	0	0	0	8	7	3
CHANGE	1	6	7	0	0	0	0	0	1	5	0	0
	1-	12+	11+	0	0	0	0	0	1-	3+	6+	3+
STATE POLICE	12	51	63	0	0	0	5	3	9	29	16	1
CHANGE	17	56	73	0	0	0	8	7	0	15	35	8
	5-	5-	10-	0	0	0	3-	4-	9+	14+	19-	7-

PAGE 31
PART I ARRESTS BY CHARGE AND AGENCY TYPE

	JUVENILE	ADULTS	GRAND TOTAL	MURDER	CRIMINAL	HOMICIDE	FORCIBLE RAPE	ROBBERY	AGGRAV ASSAULT	BURGLARY	LARCENY	AUTO THEFT
MUNICIPAL	9	48	57	0	0	0	0	3	3	6	40	5
CHANGE	38	28	66	0	0	0	0	2	2	11	51	0
	29-	20+	9-	0	0	0	0	1+	1+	5-	11-	5+
ELKINS PD	9	45	54	0	0	0	0	3	3	3	40	5
CHANGE	38	28	66	0	0	0	0	2	2	11	51	0
	29-	17+	12-	0	0	0	0	1+	1+	8-	11-	5+
MILL CREEK PD	0	3	3	0	0	0	0	0	0	3	0	0
CHANGE	0	0	0	0	0	0	0	0	0	0	0	0
	0	3+	3+	0	0	0	0	0	0	3+	0	0
RITCHIE CTY TOTAL	9	21	30	0	0	0	0	0	2	18	7	3
CHANGE	11	22	33	2	0	2	2	0	1	16	4	8
	2-	1-	3-	2-	0	2-	2-	0	1+	2+	3+	5-
RURAL	2	16	18	0	0	0	0	0	2	9	5	2
CHANGE	10	20	30	2	0	1	1	0	1	16	2	8
	8-	4-	12-	2-	0	0	0	0	1+	7-	3+	6-
SHERIFF	0	1	1	0	0	0	0	0	0	1	0	0
CHANGE	5	4	9	1	0	0	0	0	0	2	1	5
	5-	3-	8-	1-	0	0	0	0	0	1-	1-	5-
STATE POLICE	2	15	17	0	0	0	0	0	2	8	5	2
CHANGE	5	16	21	1	0	1	1	0	1	14	1	3
	3-	1-	4-	1-	0	0	0	0	1+	6-	4+	1-
MUNICIPAL	7	5	12	0	0	0	0	0	0	9	2	1
CHANGE	1	2	3	0	0	0	0	0	0	0	2	0
	6+	3+	9+	0	0	0	0	0	0	9+	0	1+
HARRISVILLE PD	5	4	9	0	0	0	0	0	0	6	2	1
CHANGE	1	2	3	0	0	0	0	0	0	0	2	0
	4+	2+	6+	0	0	0	0	0	0	6+	0	1+
PENNSBORO PD	2	1	3	0	0	0	0	0	0	3	0	0
CHANGE	0	0	0	0	0	0	0	0	0	0	0	0
	2+	1+	3+	0	0	0	0	0	0	3+	0	0
CAIRO PD	0	0	0	0	0	0	0	0	0	0	0	0
CHANGE	0	0	0	0	0	0	0	0	0	0	0	0
	0	0	0	0	0	0	0	0	0	0	0	0
ROANE CTY TOTAL	8	46	54	0	0	1	1	1	4	26	21	1
CHANGE	4	56	60	0	0	3	3	4	5	19	29	0
	4+	10-	6-	0	0	2-	2-	3-	1-	7+	8-	1+

PART I ARRESTS BY CHARGE AND AGENCY TYPE

	JUVENILE	ADULTS	GRAND TOTAL	MURDER	CRIMINAL	HOMICIDE	FORCIBLE	ROBBERY	AGGRAV ASSAULT	BURGLARY	LARCENY	AUTO THEFT
RURAL	4	40	44	0	0	0	1	1	3	25	13	1
82	4	44	48	0	0	0	3	2	4	19	20	0
CHANGE	0	4-	4-	0	0	0	2-	1-	1-	6+	7-	1+
SHERIFF	1	4	5	0	0	0	0	0	0	1	2	1
82	0	7	7	0	0	0	0	0	0	2	5	0
CHANGE	1+	3-	2-	0	0	0	0	1+	0	1-	3-	1+
STATE POLICE	3	36	39	0	0	0	1	0	3	24	11	0
82	4	37	41	0	0	0	3	2	4	17	15	0
CHANGE	1-	1-	2-	0	0	0	2-	2-	1-	7+	4-	0
MUNICIPAL	4	6	10	0	0	0	0	0	1	1	8	0
82	12	12	24	0	0	0	0	2	1	0	9	0
CHANGE	4+	6-	2-	0	0	0	0	2-	0	1+	1-	0
SPENCER PD	4	6	10	0	0	0	0	0	1	1	8	0
82	0	12	12	0	0	0	0	0	1	0	9	0
CHANGE	4+	6-	2-	0	0	0	0	2-	0	1+	1-	0

43 SUMMERS CTY

TOTAL	24	87	111	0	0	0	0	0	35	20	49	7
83	4	65	69	2	0	0	0	2	12	21	29	3
CHANGE	20+	22+	42+	2-	0	0	0	2-	23+	1-	20+	4+

RURAL

83	20	42	62	0	0	0	0	0	10	11	35	6
82	3	26	29	2	0	0	0	2	3	13	7	2
CHANGE	17+	16+	33+	2-	0	0	0	2-	7+	2-	28+	4+

SHERIFF

83	0	20	20	0	0	0	0	0	9	2	7	2
82	0	15	15	2	0	0	0	2	2	7	2	0
CHANGE	0	5+	5+	2-	0	0	0	2-	7+	5-	5+	2+

STATE POLICE

83	20	22	42	0	0	0	0	0	1	9	28	4
82	3	11	14	0	0	0	0	0	1	6	5	2
CHANGE	17+	11+	28+	0	0	0	0	0	0	3+	23+	2+

MUNICIPAL

83	4	45	49	0	0	0	0	0	25	9	14	1
82	1	39	40	0	0	0	0	0	9	8	22	1
CHANGE	3+	6+	9+	0	0	0	0	0	16+	1+	8-	0

HINTON PD

83	4	45	49	0	0	0	0	0	25	9	14	1
82	1	39	40	0	0	0	0	0	9	8	22	1
CHANGE	3+	6+	9+	0	0	0	0	0	16+	1+	8-	0

TAYLOR CTY

TOTAL	8	29	37	0	0	0	1	1	5	15	11	4
83	12	42	54	0	0	0	1	2	2	17	16	4
CHANGE	4-	13-	17-	2-	0	0	0	1-	3+	12-	5-	0

PAGE 33
 PART I ARRESTS BY CHARGE AND AGENCY TYPE

	JUVENILE	ADULTS	GRAND TOTAL	MURDER	CRIMINAL	HOMICIDE	FORCIBLE RAPE	ROBBERY	AGGRAV ASSAULT	BURGLARY	LARCENY	AUTO THEFT
RURAL	8	24	32	0	0	0	0	1	4	12	11	4
CHANGE	12	41	53	2	2	0	1	2	2	27	16	3
	4-	17-	21-	2-	2-	0	1-	1-	2+	15-	5-	1+
SHERIFF	4	11	15	0	0	0	0	1	0	3	10	1
CHANGE	6	25	31	0	0	0	1	0	0	29	9	1
	2-	14-	16-	0	0	0	1-	1+	0	17-	1+	0
STATE POLICE	4	13	17	0	0	0	0	0	4	9	1	3
CHANGE	6	16	22	2	2	0	0	2	2	7	7	2
	2-	3-	5-	2-	2-	0	0	2-	2+	2+	6-	1+
MUNICIPAL	0	5	5	0	0	0	1	0	1	3	0	0
CHANGE	0	1	1	0	0	0	0	0	0	0	0	0
	0	4+	4+	0	0	0	1+	0	1+	3+	0	1-
GRAFTON PD	0	5	5	0	0	0	1	0	1	3	0	0
CHANGE	0	1	1	0	0	0	0	0	0	0	0	0
	0	4+	4+	0	0	0	1+	0	1+	3+	0	1-
FLEMINGTON PD	0	0	0	0	0	0	0	0	0	0	0	0
CHANGE	0	0	0	0	0	0	0	0	0	0	0	0
	0	0	0	0	0	0	0	0	0	0	0	0
TUCKER CTY	1	31	32	1	0	0	0	0	2	6	20	3
CHANGE	10	34	44	0	0	0	0	0	4	17	22	1
	9-	3-	12-	1+	0	0	0	0	2-	11-	2-	2+
RURAL	1	28	29	1	0	0	0	0	2	5	19	2
CHANGE	7	28	35	0	0	0	0	0	3	12	19	1
	6-	0	6-	1+	0	0	0	0	1-	1-	0	1+
SHERIFF	0	10	10	0	0	0	0	0	0	2	6	2
CHANGE	3	17	20	0	0	0	0	0	0	4	15	0
	3-	7-	10-	0	0	0	0	0	1-	2-	9-	2+
STATE POLICE	1	18	19	1	0	0	0	0	2	3	13	0
CHANGE	4	11	15	0	0	0	0	0	2	8	4	1
	3-	7+	4+	1+	0	0	0	0	0	5-	9+	1-
MUNICIPAL	0	3	3	0	0	0	0	0	0	1	1	1
CHANGE	3	6	9	0	0	0	0	0	1	5	3	0
	3-	3-	6-	0	0	0	0	0	1-	4-	2-	1+
PARSONS PD	0	3	3	0	0	0	0	0	0	1	1	1
CHANGE	0	3	3	0	0	0	0	0	0	0	3	0
	0	0	0	0	0	0	0	0	0	1+	2-	1+
THOMAS PD	0	0	0	0	0	0	0	0	0	0	0	0
CHANGE	0	0	0	0	0	0	0	0	0	0	0	0
	0	0	0	0	0	0	0	0	0	0	0	0

PAGE 34
 PART I ARRESTS BY CHARGE AND AGENCY TYPE

	JUVENILE	ADULTS	GRAND TOTAL	MURDER	CRIMINAL	HOMICIDE	FORCIBLE	ROBBERY	AGGRAV	BURGLARY	LARCENY	AUTO THEFT
							RAPE	ASSAULT				

DAVIS PD	0	0	0	0	0	0	0	0	0	0	0	0
83	0	0	0	0	0	0	0	0	0	0	0	0
82	3	6	6	0	0	0	0	0	1	5	0	0
CHANGE	3-	6-	6-	0	0	0	0	0	1-	5-	0	0
HAMBLETON PD	0	0	0	0	0	0	0	0	0	0	0	0
83	0	0	0	0	0	0	0	0	0	0	0	0
82	0	0	0	0	0	0	0	0	0	0	0	0
CHANGE	0	0	0	0	0	0	0	0	0	0	0	0

TYLER CTY	5	32	37	1	0	0	5	0	5	5	17	4
83	5	32	37	1	0	0	5	0	5	5	17	4
82	17	42	59	0	2	4	2	1	4	29	19	4
CHANGE	12-	10-	22-	1+	0	3+	1+	1-	1+	24-	2-	0

RURAL	1	25	26	0	0	0	4	0	5	5	11	1
83	1	25	26	0	0	0	4	0	5	5	11	1
82	12	31	43	0	0	2+	2+	0	1	25	14	1
CHANGE	11-	6-	17-	0	0	0	0	0	4+	20-	3-	0

SHERIFF	1	15	16	0	0	0	3	0	0	1	11	0
83	1	15	16	0	0	0	3	0	0	1	11	0
82	5	23	28	0	0	0	2	0	1	16	9	0
CHANGE	4-	8-	12-	0	0	1+	1+	0	1-	15-	2+	1+

STATE POLICE	0	10	10	0	0	0	1	0	5	4	0	0
83	0	10	10	0	0	0	1	0	5	4	0	0
82	7	8	15	0	0	0	0	0	0	9	5	1
CHANGE	7-	2+	5-	0	0	1+	1+	0	5+	5-	5-	1-

MUNICIPAL	4	7	11	1	0	0	1	0	0	0	6	3
83	4	7	11	1	0	0	1	0	0	0	6	3
82	5	11	16	0	0	0	0	1	3	4	5	3
CHANGE	1-	4-	5-	1+	0	1+	1+	1-	3-	4-	1+	0

PADEN CITY PD	2	4	6	1	0	0	1	0	0	0	2	2
83	2	4	6	1	0	0	1	0	0	0	2	2
82	4	4	8	0	0	0	0	1	2	1	2	0
CHANGE	2-	0	2-	1+	0	1+	1+	1-	2-	1-	0	0

SISTERSVILLE PD	2	3	5	0	0	0	0	0	0	0	4	1
83	2	3	5	0	0	0	0	0	0	0	4	1
82	1	5	6	0	0	0	0	1	1	2	2	1
CHANGE	1+	2-	1-	0	0	0	0	0	1-	2-	2+	0

MIDDLEBOURNE PD	0	0	0	0	0	0	0	0	0	0	0	0
83	0	0	0	0	0	0	0	0	0	0	0	0
82	2	2	2	0	0	0	0	0	0	1	1	0
CHANGE	0	2-	2-	0	0	0	0	0	0	1-	1-	0

FRIENDLY PD	0	0	0	0	0	0	0	0	0	0	0	0
83	0	0	0	0	0	0	0	0	0	0	0	0
82	0	0	0	0	0	0	0	0	0	0	0	0
CHANGE	0	0	0	0	0	0	0	0	0	0	0	0

UPSHUR CTY	30	123	153	0	0	3	3	1	6	53	81	9
83	30	123	153	0	0	3	3	1	6	53	81	9
82	17	104	121	0	0	1	1	4	1	32	79	4
CHANGE	13+	19+	32+	0	0	2+	2+	3-	5+	21+	2+	5+

PAGE 35 PART I ARRESTS BY CHARGE AND AGENCY TYPE

AGENCY	CHARGE	JUVENILE		ADULTS		GRAND TOTAL	MURDER	NEG	MANSL	RAPE	ROBBERY	AGGRAV ASSAULT	BURGLARY	LARCENY	AUTO THEFT
		5	8	84	89										
RURAL	83	5	8	84	89	0	0	1	1	1	1	6	36	44	1
	82	3-	1+	83	91	0	0	0	0	0	4	0	28	57	1
	CHANGE				2-	0	0	0	0	0	3-	6+	8+	13-	0
SHERIFF	83	0	3	74	74	0	0	0	0	0	0	6	30	38	0
	82	3-	20+	54	57	0	0	0	0	1	1	0	17	39	0
	CHANGE				17+	0	0	0	0	1-	6+	6+	13+	1-	0
STATE POLICE	83	5	10	15	15	0	0	1	1	1	3	0	6	6	1
	82	5	29	34	34	0	0	1	1	3	0	0	11	18	1
	CHANGE				19-	0	0	0	0	2-	0	0	5-	12-	0
MUNICIPAL	83	25	39	64	64	0	0	2	2	0	0	0	17	37	8
	82	9	21	30	30	0	0	0	0	0	1	1	4	22	3
	CHANGE				34+	0	0	2+	2+	0	1-	1-	13+	15+	5+
BUCKHANNON PD	83	25	39	64	64	0	0	2	2	0	0	0	17	37	8
	82	9	21	30	30	0	0	0	0	0	1	1	4	22	3
	CHANGE				34+	0	0	2+	2+	0	1-	1-	13+	15+	5+
WAYNE CTY	83	101	224	325	325	0	0	8	8	10	10	26	140	140	28
	82	19	139	158	158	3	3	2	2	4	4	22	145	98	29
	CHANGE				167+	6+	6+	6+	6+	6+	6+	4+	112+	14+	19+
RURAL	83	96	180	276	276	9	9	8	8	10	10	26	140	140	28
	82	7	118	125	125	3	3	2	2	3	3	22	30	56	9
	CHANGE				151+	6+	6+	6+	6+	7+	7+	4+	110+	1-	19+
SHERIFF	83	0	14	14	14	0	0	0	0	0	0	1	4	8	1
	82	0	21	21	21	0	0	0	0	0	0	2	3	16	0
	CHANGE				7-	0	0	0	0	0	1-	1-	1+	8-	1+
STATE POLICE	83	96	166	262	262	9	9	8	8	10	10	25	136	136	27
	82	7	97	104	104	3	3	2	2	3	3	20	27	40	9
	CHANGE				158+	6+	6+	6+	6+	7+	7+	5+	109+	7+	18+
MUNICIPAL	83	5	44	49	49	0	0	0	0	0	0	0	5	43	1
	82	12	21	33	33	0	0	0	0	1	1	0	3	28	1
	CHANGE				16+	0	0	0	0	1-	0	0	2+	15+	0
CEREDO PD	83	1	44	45	45	0	0	0	0	0	0	0	2	43	0
	82	0	19	19	19	0	0	0	0	1	1	0	1	17	0
	CHANGE				26+	0	0	0	0	1-	0	0	1+	26+	0
KENOVA PD	83	4	4	4	4	0	0	0	0	0	0	0	3	0	1
	82	8	1	9	9	0	0	0	0	0	0	0	0	8	1
	CHANGE				5-	0	0	0	0	0	0	0	3+	8-	0
WAYNE PD	83	0	0	0	0	0	0	0	0	0	0	0	0	0	0
	82	4	1	5	5	0	0	0	0	0	0	0	2	3	0
	CHANGE				5-	0	0	0	0	0	0	0	2-	3-	0

PART I ARRESTS BY CHARGE AND AGENCY TYPE

		JUVENILE	ADULTS	GRAND TOTAL	MURDER	CRIMINAL	HOMICIDE	FORCIBLE	ROBBERY	AGGRAV ASSAULT	BURGLARY	LARCENY	AUTO THEFT
					NEG	MANSL	RAPE						
FORT GAY PD	83	0	0	0	0	0	0	0	0	0	0	0	0
	82	0	0	0	0	0	0	0	0	0	0	0	0
	CHANGE	0	0	0	0	0	0	0	0	0	0	0	0

WEBSTER CTY	83	2	76	78	0	1	1	9	9	22	33	3	3
	82	4	21	25	0	0	2	0	4	2	13	4	4
	CHANGE	2-	55+	53+	0	1+	1-	9+	5+	20+	20+	1-	1-

RURAL	83	2	71	73	0	1	1	6	9	22	31	3	3
	82	4	20	24	0	0	2	0	4	2	12	4	4
	CHANGE	2-	51+	49+	0	1+	1-	6+	5+	20+	19+	1-	1-
SHERIFF	83	1	21	22	0	0	0	2	2	3	12	3	3
	82	0	5	5	0	0	0	0	0	2	2	1	1
	CHANGE	1+	16+	17+	0	0	0	2+	2+	1+	10+	2+	2+
STATE POLICE	83	1	50	51	0	1	1	4	7	19	19	0	0
	82	4	15	19	0	0	2	0	4	0	10	3	3
	CHANGE	3-	35+	32+	0	1+	1-	4+	3+	19+	9+	3-	3-
MUNICIPAL	83	0	5	5	0	0	0	3	0	0	2	0	0
	82	0	1	1	0	0	0	0	0	0	1	0	0
	CHANGE	0	4+	4+	0	0	0	3+	0	0	1+	0	0
WEBSTER SPRINGS PD	83	0	2	2	0	0	0	0	0	0	2	0	0
	82	0	0	0	0	0	0	0	0	0	0	0	0
	CHANGE	0	2+	2+	0	0	0	0	0	0	2+	0	0
COWEN PD	83	0	0	0	0	0	0	0	0	0	0	0	0
	82	0	1	1	0	0	0	0	0	0	1	0	0
	CHANGE	0	1-	1-	0	0	0	0	0	0	1-	0	0
CAMDEN-ON-GAULEY PD	83	0	3	3	0	0	0	3	0	0	0	0	0
	82	0	0	0	0	0	0	0	0	0	0	0	0
	CHANGE	0	3+	3+	0	0	0	3+	0	0	0	0	0

WEITZEL CTY	83	21	78	99	0	0	1	4	3	19	67	5	5
	82	38	81	119	1	0	0	2	7	27	75	7	7
	CHANGE	17-	3-	20-	1-	0	1+	2+	4-	8-	8-	2-	2-

RURAL	83	0	21	21	0	0	1	3	3	5	6	3	3
	82	8	15	23	1	0	0	1	2	10	6	0	0
	CHANGE	8-	6+	2-	1-	0	1+	2+	1+	5-	0	0	0
SHERIFF	83	0	3	3	0	0	0	0	0	1	1	1	1
	82	2	12	14	0	0	0	1	0	7	6	0	0
	CHANGE	2-	9-	11-	0	0	0	1-	0	6-	5-	1+	1+

AGENCY	CHARGE	AGENCY TYPE										BURGLARY	LARCENY	AUTO THEFT
		JUVENILE	ADULTS	TOTAL	MURDER	CRIMINAL	HOMICIDE	FORCIBLE	ROBBERY	AGGRAV	ASSAULT			
STATE POLICE	83	0	18	18	0	0	0	1	3	3	4	5	2	
	82	6	3	9	1	0	0	0	0	2	3	0	3	
	CHANGE	6-	15+	9+	1-	0	0	1+	3+	1+	1+	5+	1-	
MUNICIPAL	83	21	57	78	0	0	0	0	1	0	14	61	2	
	82	30	66	96	0	0	0	0	1	5	17	69	4	
	CHANGE	9-	9-	18-	0	0	0	0	0	5-	3-	8-	2-	
HUNDRED PD	83	3	7	10	0	0	0	0	0	0	7	1	2	
	82	2	0	2	0	0	0	0	0	0	0	0	2	
	CHANGE	1+	7+	8+	0	0	0	0	0	0	7+	1+	0	
NEW MARTINSVILLE PD	83	18	50	68	0	0	0	0	1	0	7	60	0	
	82	28	66	94	0	0	0	0	1	5	17	69	2	
	CHANGE	10-	16-	26-	0	0	0	0	0	5-	10-	9-	2-	
PINE GROVE PD	83	0	0	0	0	0	0	0	0	0	0	0	0	
	82	0	0	0	0	0	0	0	0	0	0	0	0	
	CHANGE	0	0	0	0	0	0	0	0	0	0	0	0	
SMITHFIELD PD	83	0	0	0	0	0	0	0	0	0	0	0	0	
	82	0	0	0	0	0	0	0	0	0	0	0	0	
	CHANGE	0	0	0	0	0	0	0	0	0	0	0	0	
WIRT CTY	83	3	14	17	0	0	0	3	2	4	2	6	0	
	82	6	16	22	0	0	0	0	3	1	13	5	0	
	CHANGE	3-	2-	5-	0	0	0	3+	1-	3+	11-	1+	0	
RURAL	83	3	14	17	0	0	0	3	2	4	2	6	0	
	82	4	15	19	0	0	0	0	3	1	13	2	0	
	CHANGE	1-	1-	2-	0	0	0	3+	1-	3+	11-	4+	0	
SHERIFF	83	2	0	2	0	0	0	0	0	0	2	0	0	
	82	0	0	0	0	0	0	0	0	0	0	0	0	
	CHANGE	2+	0	2+	0	0	0	0	0	0	2+	0	0	
STATE POLICE	83	1	14	15	0	0	0	3	2	4	0	6	0	
	82	4	15	19	0	0	0	0	3	1	13	2	0	
	CHANGE	3-	1-	4-	0	0	0	3+	1-	3+	13-	4+	0	
MUNICIPAL	83	0	0	0	0	0	0	0	0	0	0	0	0	
	82	2	1	3	0	0	0	0	0	0	0	3	0	
	CHANGE	2-	1-	3-	0	0	0	0	0	0	0	3-	0	
ELIZABETH PD	83	0	0	0	0	0	0	0	0	0	0	0	0	
	82	2	1	3	0	0	0	0	0	0	0	3	0	
	CHANGE	2-	1-	3-	0	0	0	0	0	0	0	3-	0	
WOOD CTY	83	124	439	563	0	1	13	20	29	109	364	27		
	82	133	373	506	1	0	16	27	24	118	294	26		
	CHANGE	9-	66+	57+	1-	1+	3-	7-	5+	9-	70+	1+		

PART I ARRESTS BY CHARGE AND AGENCY TYPE

	CHARGE	JUVENILE		ADULTS		GRAND TOTAL	MURDER	CRIMINAL	HOMICIDE	FORCIBLE	ROBBERY	AGGRAV ASSAULT	BURGLARY	LARCENY	AUTO THEFT
		12	10	117	85										
RURAL	83	12	10	117	85	129	0	0	1	6	3	11	41	54	13
	82	2+	2+	42+	44+	86	0	0	1+	0	10	9+	34	24	9
	CHANGE										7-	9+	7+	30+	4+
SHERIFF	83	0	0	35	35	35	0	0	1	0	0	1	7	26	0
	82	0	0	40	40	40	0	0	1	0	4	0	16	18	2
	CHANGE	0	0	5-	5-	5-	0	0	1+	0	4-	1+	9-	8+	2-
STATE POLICE	83	12	10	82	94	94	0	0	0	6	3	10	34	28	13
	82	2+	2+	35	45	45	0	0	0	6	6	2	18	6	7
	CHANGE			47+	49+	49+	0	0	0	0	3-	8+	16+	22+	6+
MUNICIPAL	83	112	123	322	434	434	0	0	0	7	17	18	68	310	14
	82	11-	11-	298	421	421	1	0	0	10	17	22	84	270	17
	CHANGE			24+	13+	13+	1-	0	0	3-	0	4-	16-	40+	3-
PARKERSBURG PD	83	80	76	228	308	308	0	0	0	7	15	17	65	192	12
	82	4	4	192	268	268	1	0	0	10	13	14	79	135	16
	CHANGE			36+	40+	40+	1-	0	0	3-	2+	3+	14-	57+	4-
VIENNA PD	83	32	45	92	124	124	0	0	0	0	2	1	2	117	2
	82	13-	13-	104	149	149	0	0	0	0	4	8	3	133	1
	CHANGE			12-	25-	25-	0	0	0	0	2-	7-	1-	16-	1+
WILLIAMSTOWN PD	83	0	2	2	2	2	0	0	0	0	0	0	1	1	0
	82	2-	2-	4	4	4	0	0	0	0	0	0	2	2	0
	CHANGE			0	2-	2-	0	0	0	0	0	0	1-	1-	0
WYOMING CITY TOTAL	83	30	18	109	139	139	1	0	0	1	4	12	39	57	25
	82	12+	12+	56+	68+	68+	3-	1-	1-	0	5	5	21	25	10
	CHANGE									1+	1-	7+	18+	32+	15+
RURAL	83	14	7	69	83	83	1	0	0	0	0	11	22	36	13
	82	7+	7+	40	47	47	4	1-	1-	0	4	5	12	12	9
	CHANGE			29+	36+	36+	3-	0	0	0	4-	6+	10+	24+	4+
SHERIFF	83	0	0	1	1	1	1	0	0	0	0	0	0	0	0
	82	0	0	3	3	3	3	0	0	0	0	0	0	0	0
	CHANGE			2-	2-	2-	2-	0	0	0	0	0	0	0	0
STATE POLICE	83	14	7	68	82	82	0	0	0	0	0	11	22	36	13
	82	7+	7+	37	44	44	1	1	1	0	4	5	12	12	9
	CHANGE			31+	38+	38+	1-	1-	1-	0	4-	6+	10+	24+	4+
MUNICIPAL	83	16	11	40	56	56	0	0	0	1	4	1	17	21	12
	82	5+	5+	13	24	24	0	0	0	0	1	0	9	13	1
	CHANGE			27+	32+	32+	0	0	0	1+	3+	1+	8+	8+	11+
MULLENS PD	83	1	4	18	19	19	0	0	0	0	1	1	4	8	5
	82	3-	3-	1	5	5	0	0	0	0	0	0	0	4	1
	CHANGE			17+	14+	14+	0	0	0	0	1+	1+	4+	4+	4+

PAGE 39

	PART I ARRESTS BY CHARGE AND		PINEVILLE PD	GRAND TOTAL	AGENCY TYPE											AUTO THEFT
	JUVENILE	ADULTS			MURDER	CRIMINAL	HOMICIDE	FORCIBLE	ROBBERY	AGGRAV ASSAULT	BURGLARY	LARCENY	LARCENY			
83	5	7	12	0	0	0	0	0	0	0	0	0	0	2	6	4
82	3	0	3	0	0	0	0	0	0	0	0	0	0	0	3	0
CHANGE	2+	7+	9+	0	0	0	0	0	0	0	0	0	0	2+	3+	4+
83	10	15	25	0	0	1	3	0	11	7	3	0	0	11	7	3
82	4	12	16	0	0	0	1	0	9	6	0	0	0	9	6	0
CHANGE	6+	3+	9+	0	0	1+	2+	0	2+	1+	0	0	0	2+	1+	3+

PART II ARRESTS BY CHARGE AND AGENCY TYPE

The report in this section details the number of persons arrested for Part II Offenses for the reporting periods of 1982 and 1983. Definitions for each of the Part II Offenses may be found in this book in the Table of Contents under the category entitled "Classification of Offenses."

PAGE 1
PART II ARRESTS BY CHARGE AND AGENCY TYPE

		JUVENILE	ADULTS	GRAND TOTAL	OTHER ASSAULTS	ARSON	FORGERY	FRAUD	EMBEZZLE	STOLEN PROPERTY	VANDAL	ILLEGAL WEAPONS	

WEST VIRGINIA	TOTAL	83	3144	51716	54860	5663	152	810	5062	66	622	1562	2669
	82	3556	65557	69113	4892	246	662	4993	131	608	1439	2934	
	CHANGE	412-	13841-	14253-	771+	94-	148+	69+	65-	14+	123+	265-	

	RURAL	83	1010	29554	30564	3518	88	4813	55	352	831	2105	
	82	1074	34464	35538	2978	177	422	4810	104	380	768	2246	
	CHANGE	64	4910	4974-	540+	89	140+	51	49	28	111	171	
	SHERIFF	83	415	21297	21672	2681	31	196	4022	23	176	501	1861
	82	546	24292	24838	1979	83	113	3825	42	130	495	1949	
	CHANGE	131-	3035-	3166-	702+	52-	83+	197+	19-	4-	6+	88-	
	STATE POLICE	83	595	8297	8892	837	57	366	791	32	226	330	244
	82	528	10172	10700	999	94	309	985	62	250	273	307	
	CHANGE	67+	1875-	1808-	162-	37-	57+	194-	30-	24-	57+	63-	
	MUNICIPAL	83	2134	22162	24296	2145	64	249	11	270	731	564	
	82	2482	31093	33575	1914	69	240	183	27	228	671	678	
	CHANGE	348-	8931-	9279-	231+	5-	8+	66+	16-	42+	60+	114-	

BARBOUR CTY	TOTAL	83	10	386	396	27	1	1	26	0	2	7	34
	82	18	441	459	23	1	9	17	0	0	16	20	
	CHANGE	8-	55-	63-	4+	0	8-	9+	0	2+	9-	14+	

	RURAL	83	7	272	279	25	0	1	26	0	1	4	32
	82	7	264	271	14	0	8	16	0	0	9	18	
	CHANGE	0	8+	8+	11+	0	7-	10+	0	1+	5-	14+	
	SHERIFF	83	5	165	170	13	0	1	0	1	0	28	
	82	4	177	181	12	0	1	0	0	0	0	16	
	CHANGE	1+	12-	11-	1+	0	0	0	0	1+	0	12+	
	STATE POLICE	83	2	107	109	12	0	0	26	0	4	4	
	82	3	87	90	2	0	7	16	0	0	9	2	
	CHANGE	1-	20+	19+	10+	0	7-	10+	0	0	5-	2+	
	MUNICIPAL	83	3	114	117	2	1	0	0	1	3	2	
	82	11	177	188	9	1	1	1	0	0	7	2	
	CHANGE	8-	63-	71-	7-	0	1-	1-	0	1+	4-	0	
	BELINGTON PD	83	1	50	51	1	0	0	0	0	0	0	
	82	0	81	81	6	0	0	1	0	0	4	1	
	CHANGE	1+	31-	30-	5-	0	0	1-	0	0	4-	1-	
	PHILIPPI PD	83	2	64	66	1	1	0	0	1	3	2	
	82	11	96	107	3	1	1	0	0	0	3	1	
	CHANGE	9-	32-	41-	2-	0	1-	0	0	1+	0	1+	

BERKELEY CTY	TOTAL	83	252	1516	1768	186	5	34	45	4	16	59	61
	82	206	1361	1567	184	10	22	27	3	10	26	65	
	CHANGE	46+	155+	201+	2+	5-	12+	18+	1+	6+	33+	4-	

	RURAL	83	18	646	664	60	3	16	33	3	12	10	23
	82	15	544	559	48	4	13	26	1	4	5	39	
	CHANGE	3+	102+	105+	12+	1-	3+	7+	2+	8+	5+	16-	
	SHERIFF	83	11	352	363	38	0	1	5	0	11	3	18
	82	5	321	326	22	3	2	7	1	2	0	34	
	CHANGE	6+	31+	37+	16+	3-	1-	2-	1-	9+	3+	16-	
	STATE POLICE	83	7	294	301	22	3	15	28	3	1	7	5
	82	10	223	233	26	1	11	19	0	2	5	5	
	CHANGE	3-	71+	68+	4-	2+	4+	9+	3+	1-	2+	0	
	MUNICIPAL	83	234	870	1104	126	2	18	12	1	4	49	38
	82	191	817	1008	136	6	9	1	2	6	21	26	
	CHANGE	43+	53+	96+	10-	4-	9+	11+	1-	2-	28+	12+	
	MARTINSBURG PD	83	234	870	1104	126	2	18	12	1	4	49	38
	82	191	817	1008	136	6	9	1	2	6	21	26	
	CHANGE	43+	53+	96+	10-	4-	9+	11+	1-	2-	28+	12+	

BOONE CTY	TOTAL	83	15	330	345	28	4	5	1	0	3	14	29
	82	24	608	632	16	5	10	3	0	3	21	29	
	CHANGE	9-	278-	287-	12+	1-	5-	2-	0	0	7-	0	

	RURAL	83	12	249	261	22	4	5	1	0	3	11	27
	82	20	485	505	16	5	10	3	0	3	21	29	
	CHANGE	8-	236-	244-	6+	1-	5-	2-	0	0	10-	2-	
	SHERIFF	83	0	117	117	12	1	0	1	0	1	21	
	82	0	239	239	0	3	0	0	0	0	0	12	
	CHANGE	0	122-	122-	12+	2-	0	1+	0	1+	1+	9+	
	STATE POLICE	83	12	132	144	10	3	5	0	2	10	6	
	82	20	246	266	16	2	10	3	0	3	21	17	
	CHANGE	8-	114-	122-	6-	1+	5-	3-	0	1-	11-	11-	
	MUNICIPAL	83	3	81	84	6	0	0	0	0	3	2	
	82	4	123	127	0	0	0	0	0	0	0	0	
	CHANGE	1-	42-	43-	6+	0	0	0	0	0	3+	2+	
	MADISON PD	83	0	62	62	0	0	0	0	0	0	2	
	82	0	121	121	0	0	0	0	0	0	0	0	
	CHANGE	0	59-	59-	0	0	0	0	0	0	0	2+	

	COML VICE	SEX OFFENSES	PART II NARCOTIC AND DRUG	GAMBLING	ARRESTS BY FAMILY OFFENSES	CHARGE DRIVING UND INFL	AGENCY TYPE LIQUOR LAWS	DRUNKENNESS	DISORD CONDUCT	VAGRANCY	OTHER OFFENSES	SUSPICION	CUPFEW LOITER	PUN-AYS
WVAAL	92 101 9-	396 279 117+	1695 2322 627-	246 271 25-	458 769 311-	6987 6661 326+	489 519 30-	12663 26959 14296-	1968 2163 195-	36 63 27-	12675 12505 170+	0 0 0	177 216 39-	372 390 8-
WVARU	4 6 2-	170 114 56+	932 1144 212-	131 147 16-	408 729 321-	3620 3321 299+	96 111 15-	3826 8960 5134-	124 154 30-	9 30 21-	8694 8714 20-	0 0 0	2 8 6-	224 205 19+
WVASO	2 2 0	88 52 36+	500 762 262-	10 13 3-	362 656 292-	1913 1998 85-	29 36 7-	2122 5622 3500-	99 124 25-	6 14 8-	7012 6841 171+	0 0 0	1 4 3-	87 100 13-
WVASP	2 4 2-	82 62 20+	432 382 50+	121 134 13-	46 75 29-	1707 1323 384+	67 75 8-	1704 3338 1634-	25 30 5-	3 16 13-	1682 1873 191-	0 0 0	1 4 3-	137 105 32+
WVAZZ	88 95 7-	226 165 61+	763 1178 415-	115 124 9-	50 40 10+	3367 3340 27+	393 408 15-	8837 17999 9162-	1844 2009 165-	27 33 6-	3981 3791 190+	0 0 0	175 208 33-	148 175 27-
001AL	0 0 0	2 2 0	5 7 2-	0 2 2-	1 3 2-	61 44 17+	2 4 2-	101 135 34-	0 16 16-	0 0 0	119 155 36-	0 0 0	0 2 2-	7 3 4+
001RU	0 0 0	2 2 0	4 4 0	0 2 2-	1 3 2-	32 27 5+	2 4 2-	42 35 7+	0 0 0	0 0 0	100 126 26-	0 0 0	0 0 0	7 3 4+
00150	0 0 0	2 1 1+	2 0 2+	0 0 0	1 2 1-	14 18 4-	0 2 2-	15 15 0	0 0 0	0 0 0	88 113 25-	0 0 0	0 0 0	5 1 4+
0015P	0 0 0	0 1 1-	2 4 2-	0 2 2-	0 1 1-	18 9 9+	2 2 0	27 20 7+	0 0 0	0 0 0	12 13 1-	0 0 0	0 0 0	2 2 0
001ZZ	0 0 0	0 0 0	1 3 2-	0 0 0	0 0 0	29 17 12+	0 0 0	59 100 41-	0 16 16-	0 0 0	19 29 10-	0 0 0	0 2 2-	0 0 0
00101	0 0 0	0 0 0	0 3 3-	0 0 0	0 0 0	12 3 9+	0 0 0	23 40 17-	0 16 16-	0 0 0	15 7 8+	0 0 0	0 0 0	0 0 0
00102	0 0 0	0 0 0	1 0 1+	0 0 0	0 0 0	17 14 3+	0 0 0	36 60 24-	0 0 0	0 0 0	4 22 18-	0 0 0	0 2 2-	0 0 0
002AL	0 0 0	22 6 16+	40 26 14+	2 6 4-	1 3 2-	316 175 141+	4 3 1+	353 589 236-	91 51 40+	0 0 0	467 319 148+	0 0 0	39 21 18+	23 21 2+
002RU	0 0 0	14 2 12+	18 11 7+	0 0 0	0 2 2-	196 83 113+	0 0 0	154 250 96-	0 0 0	0 0 0	117 65 52+	0 0 0	0 2 2-	5 4 1+
00250	0 0 0	8 1 7+	6 3 3+	0 0 0	0 2 2-	96 37 59+	0 0 0	92 169 77-	0 0 0	0 0 0	82 42 40+	0 0 0	0 0 0	3 1 2+
0025P	0 0 0	6 1 5+	12 8 4+	0 0 0	0 0 0	100 46 54+	0 0 0	62 81 19-	0 0 0	0 0 0	35 23 12+	0 0 0	0 2 2-	2 3 1-
002ZZ	0 0 0	8 4 4+	22 15 7+	2 6 4-	1 1 0	120 92 28+	4 3 1+	199 339 140-	91 51 40+	0 0 0	350 254 96+	0 0 0	39 19 20+	18 17 1+
00201	0 0 0	8 4 4+	22 15 7+	2 6 4-	1 1 0	120 92 28+	4 3 1+	199 339 140-	91 51 40+	0 0 0	350 254 96+	0 0 0	39 19 20+	18 17 1+
003AL	0 0 0	4 0 4+	12 28 16-	0 3 3-	0 1 1-	127 173 46-	0 1 1-	58 304 246-	0 3 3-	0 0 0	59 31 28+	0 0 0	0 0 0	1 1 0
003RU	0 0 0	4 0 4+	11 28 17-	0 3 3-	0 0 0	94 157 63-	0 1 1-	40 208 168-	0 3 3-	0 0 0	38 17 21+	0 0 0	0 0 0	1 1 0
00350	0 0 0	2 0 2+	2 10 8-	0 0 0	0 0 0	66 117 51-	0 0 0	6 96 90-	0 1 1-	0 0 0	4 0 4+	0 0 0	0 0 0	0 0 0
0035P	0 0 0	2 0 2+	9 18 9-	0 3 3-	0 0 0	28 40 12-	0 1 1-	34 112 78-	0 2 2-	0 0 0	34 17 17+	0 0 0	0 0 0	1 1 0
003ZZ	0 0 0	0 0 0	1 0 1+	0 0 0	0 1 1-	33 16 17+	0 0 0	18 96 78-	0 0 0	0 0 0	21 14 7+	0 0 0	0 0 0	0 0 0
00301	0 0 0	0 0 0	0 0 0	0 0 0	0 0 0	27 16 11+	0 0 0	12 91 79-	0 0 0	0 0 0	21 14 7+	0 0 0	0 0 0	0 0 0

PAGE 5
PART II ARRESTS BY CHARGE AND AGENCY TYPE
JUVENILE ADULTS GRAND TOTAL OTHER ASSAULTS

					ARSON	FORGERY	FRAUD	EMBEZZLE	STOLEN PROPERTY	VANDAL	ILLEGAL WEAPONS
WHITESVILLE PD	83	3	7	10	6	0	0	0	0	3	0
	82	4	1	5	0	0	0	0	0	0	0
	CHANGE	1-	6+	5+	6+	0	0	0	0	3+	0
DANVILLE PD	83	0	12	12	0	0	0	0	0	0	0
	82	0	1	1	0	0	0	0	0	0	0
	CHANGE	0	11+	11+	0	0	0	0	0	0	0

BRAUN TOWN TOTAL	83	5	141	146	5	0	1	0	1	1	21
	82	7	125	132	0	0	0	0	3	3	41
	CHANGE	2-	125-	127-	3+	0	1+	0	2-	2-	20-

RURAL	83	3	81	84	4	0	0	0	0	0	21
	82	2	139	141	2	0	0	0	2	0	39
	CHANGE	1+	58-	57-	2+	0	0	0	2-	0	18-
SHERIFF	83	3	57	60	3	0	0	0	0	0	20
	82	1	89	90	1	0	0	0	0	0	34
	CHANGE	2+	32-	30-	2+	0	0	0	0	0	14-
STATE POLICE	83	0	24	24	1	0	0	0	0	0	1
	82	1	50	51	1	0	0	0	2	0	5
	CHANGE	1-	26-	27-	0	0	0	0	2-	0	4-
MUNICIPAL	83	2	52	54	1	0	1	0	1	1	0
	82	5	119	124	0	0	0	0	1	3	2
	CHANGE	3-	67-	70-	1+	0	1+	0	0	2-	2-
GASSAWAY PD	83	0	11	11	0	0	1	0	1	0	0
	82	0	61	61	0	0	0	0	0	0	1
	CHANGE	0	50-	50-	0	0	1+	0	1+	0	1-
SUTTON PD	83	2	39	41	1	0	0	0	0	0	0
	82	2	56	58	0	0	0	0	1	0	1
	CHANGE	0	17-	17-	1+	0	0	0	1-	0	1-
BURNSVILLE PD	83	0	2	2	0	0	0	0	0	1	0
	82	3	2	5	0	0	0	0	0	3	0
	CHANGE	3-	0	3-	0	0	0	0	0	2-	0

BROOKE CTY TOTAL	83	7	159	166	18	0	2	0	11	2	11
	82	51	296	347	33	2	2	1	8	7	21
	CHANGE	44-	137-	181-	15-	2-	0	1-	10+	5-	10-

RURAL	83	4	108	112	13	0	2	0	11	0	11
	82	40	200	240	13	2	1	1	4	5	21
	CHANGE	36-	92-	128-	0	2-	0	1-	10+	4-	10-
SHERIFF	83	1	65	66	10	0	0	0	0	0	10
	82	34	163	197	9	1	0	1	0	5	20
	CHANGE	33-	98-	131-	1+	1-	0	1-	0	5-	10-
STATE POLICE	83	3	43	46	3	0	2	0	11	0	1
	82	6	37	43	4	1	2	0	1	4	1
	CHANGE	3-	6+	3+	1-	1-	0	0	10+	4-	0
MUNICIPAL	83	3	51	54	5	0	0	0	0	2	0
	82	11	96	107	20	0	0	0	4	2	0
	CHANGE	8-	45-	53-	15-	0	0	0	4-	0	0
FOLLANSBEE PD	83	0	2	2	0	0	0	0	0	0	0
	82	0	5	5	0	0	0	0	0	0	0
	CHANGE	0	3-	3-	0	0	0	0	0	0	0
WELLSBURG PD	83	3	49	52	5	0	0	0	0	2	0
	82	11	91	102	20	0	0	0	4	2	0
	CHANGE	8-	42-	50-	15-	0	0	0	4-	0	0
BETHANY PD	83	0	0	0	0	0	0	0	0	0	0
	82	0	0	0	0	0	0	0	0	0	0
	CHANGE	0	0	0	0	0	0	0	0	0	0

CABELL CTY TOTAL	83	613	4477	5090	531	21	52	280	2	73	196
	82	535	5923	6458	374	12	64	69	4	54	136
	CHANGE	78+	1446-	1368-	157+	9+	12-	211+	2-	19+	60+

RURAL	83	65	1884	1949	144	5	9	213	0	13	52
	82	81	1565	1646	143	4	8	10	2	10	45
	CHANGE	16-	319+	303+	1+	1+	1+	203+	2-	3+	7+
SHERIFF	83	57	1769	1826	129	5	8	209	0	10	48
	82	62	1329	1391	127	4	1	1	1	4	42
	CHANGE	5-	440+	435+	2+	1+	8+	208+	1-	6+	6+
STATE POLICE	83	8	115	123	15	0	1	4	0	3	4
	82	19	236	255	16	0	8	9	1	6	8
	CHANGE	11-	121-	132-	1-	0	7-	5-	1-	3-	4-
MUNICIPAL	83	548	2593	3141	387	16	43	67	2	60	144
	82	454	4358	4812	231	8	56	59	2	44	91
	CHANGE	94+	1765-	1671-	156+	8+	13-	8+	0	16+	53+
BARBOURSVILLE PD	83	34	130	164	1	0	1	1	0	10	0
	82	37	184	221	15	0	4	1	2	3	2
	CHANGE	3-	54-	57-	14-	0	3-	0	2-	7+	2-
HUNTINGTON PD	83	508	2401	2909	378	16	42	64	2	49	144
	82	416	4139	4555	211	8	52	54	0	40	89
	CHANGE	92+	1738-	1646-	167+	8+	10-	10+	2+	9+	55+

	PAGE 6														
	COML VICE	SEX OFFENSES	MARCOTIC AND DRUG	PART II GAMBLING	ARRESTS BY FAMILY OFFENSES	CHARGE DRIVING UND INFL	AND LIQUOR LAWS	AGENCY TYPE DRUNK-ENNESS	DISORD CONDUCT	VAGRANCY	OTHER OFFENSES	SUSPICION	CURFEW LOITER	RUN AWAY	
00302	0	0	0	0	0	1	0	0	0	0	0	0	0	0	
	0	0	0	0	1	0	0	4	0	0	0	0	0	0	
	0	0	0	0	1-	1+	0	4-	0	0	0	0	0	0	
00305	0	0	1	0	0	5	0	6	0	0	0	0	0	0	
	0	0	0	0	0	0	0	1	0	0	0	0	0	0	
	0	0	1+	0	0	5+	0	5+	0	0	0	0	0	0	
004AL	0	0	4	0	1	61	0	33	5	0	5	0	0	0	
	0	0	10	0	0	44	0	146	4	0	12	0	0	0	
	0	0	6-	0	1+	17+	0	113-	1+	0	7-	0	0	0	
004RU	0	0	4	0	1	38	0	11	0	0	5	0	0	0	
	0	0	10	0	0	29	0	49	1	0	9	0	0	0	
	0	0	6-	0	1+	9+	0	38-	1-	0	4-	0	0	0	
00450	0	0	4	0	1	29	0	2	0	0	1	0	0	0	
	0	0	8	0	0	16	0	28	0	0	3	0	0	0	
	0	0	4-	0	1+	13+	0	26-	0	0	2-	0	0	0	
0045P	0	0	0	0	0	9	0	9	0	0	4	0	0	0	
	0	0	2	0	0	13	0	21	1	0	6	0	0	0	
	0	0	2-	0	0	4-	0	12-	1-	0	2-	0	0	0	
0042Z	0	0	0	0	0	23	0	22	5	0	0	0	0	0	
	0	0	0	0	0	15	0	97	3	0	3	0	0	0	
	0	0	0	0	0	8+	0	75-	2+	0	3-	0	0	0	
00401	0	0	0	0	0	0	0	7	2	0	0	0	0	0	
	0	0	0	0	0	3	0	54	3	0	0	0	0	0	
	0	0	0	0	0	3-	0	47-	1-	0	0	0	0	0	
00402	0	0	0	0	0	23	0	14	3	0	0	0	0	0	
	0	0	0	0	0	12	0	42	0	0	2	0	0	0	
	0	0	0	0	0	11+	0	28-	3+	0	2-	0	0	0	
00403	0	0	0	0	0	0	0	1	0	0	0	0	0	0	
	0	0	0	0	0	0	0	1	0	0	1	0	0	0	
	0	0	0	0	0	0	0	0	0	0	1-	0	0	0	
005AL	0	4	2	0	0	27	4	17	15	1	51	0	1	0	
	0	1	7	0	0	22	3	92	19	1	123	0	0	4	
	0	3+	5-	0	0	5+	1+	75-	4-	0	72-	0	1+	4-	
005RU	0	4	2	0	0	23	0	9	0	0	37	0	0	0	
	0	1	4	0	0	20	3	44	0	1	114	0	0	4	
	0	3+	2-	0	0	3+	3-	35-	0	1-	77-	0	0	4-	
00550	0	0	1	0	0	9	0	9	0	0	27	0	0	0	
	0	0	3	0	0	14	1	40	0	1	102	0	0	0	
	0	0	2-	0	0	5-	1-	31-	0	1-	75-	0	0	0	
0055P	0	4	1	0	0	14	0	0	0	0	10	0	0	0	
	0	1	1	0	0	6	2	4	0	0	12	0	0	4	
	0	3+	0	0	0	8+	2-	4-	0	0	2-	0	0	4-	
0052Z	0	0	0	0	0	4	4	8	15	1	14	0	1	0	
	0	0	3	0	0	2	0	48	19	0	9	0	0	0	
	0	0	3-	0	0	2+	4+	40-	4-	1+	5+	0	1+	0	
00501	0	0	0	0	0	2	0	0	0	0	0	0	0	0	
	0	0	0	0	0	2	0	3	0	0	0	0	0	0	
	0	0	0	0	0	0	0	3-	0	0	0	0	0	0	
00502	0	0	0	0	0	2	4	8	15	1	14	0	1	0	
	0	0	3	0	0	0	0	45	19	0	9	0	0	0	
	0	0	3-	0	0	2+	4+	37-	4-	1+	5+	0	1+	0	
00505	0	0	0	0	0	0	0	0	0	0	0	0	0	0	
	0	0	0	0	0	0	0	0	0	0	0	0	0	0	
	0	0	0	0	0	0	0	0	0	0	0	0	0	0	
006AL	10	39	307	43	7	322	138	1339	66	0	1511	0	0	7	
	23	38	455	51	9	376	99	2962	196	1	1345	0	0	2	
	13-	1+	148-	8-	2-	54-	39+	1623-	130-	1-	166+	0	0	5+	
006RU	0	4	81	0	5	106	0	189	0	0	1080	0	0	4	
	0	0	72	0	4	87	3	288	1	1	947	0	0	1	
	0	4+	9+	0	1+	19+	3-	99-	1-	1-	133+	0	0	3+	
00650	0	4	70	0	5	86	0	154	0	0	1056	0	0	2	
	0	0	67	0	1	62	0	166	0	0	903	0	0	1	
	0	4+	3+	0	4+	24+	0	12-	0	0	153+	0	0	1+	
0065P	0	0	11	0	0	20	0	35	0	0	24	0	0	2	
	0	0	5	0	3	25	3	122	1	1	44	0	0	0	
	0	0	6+	0	3-	5-	3-	87-	1-	1-	20-	0	0	2+	
0062Z	10	35	226	43	2	216	138	1150	66	0	431	0	0	3	
	23	38	383	51	5	289	96	2674	195	0	398	0	0	1	
	13-	3-	157-	8-	3-	73-	42+	1524-	129-	0	33+	0	0	2+	
00601	0	0	30	0	0	36	2	48	7	0	26	0	0	2	
	0	0	57	0	2	32	0	65	9	0	26	0	0	1	
	0	0	27-	0	2-	4+	2+	17-	2-	0	0	0	0	1+	
00602	10	35	191	43	2	175	129	1083	58	0	388	0	0	0	
	23	38	325	51	3	257	96	2590	186	0	366	0	0	0	
	13-	3-	134-	8-	1-	82-	33+	1507-	128-	0	22+	0	0	0	

PAGE 9
PART II ARRESTS BY CHARGE AND AGENCY TYPE
JUVENILE ADULTS GRAND TOTAL OTHER ASSAULTS

						ARSON	FORGERY	FRAUD	EMBEZZLE	STOLEN PROPERTY	VANDAL	ILLEGAL WEAPONS
MILTON PD	83	6	35	41	0	0	0	0	0	0	0	1
	82	0	0	0	0	0	0	0	0	0	0	0
CHANGE		6+	35+	41+	0	0	0	0	0	0	0	1+
MU SECURITY POLICE	83	0	27	27	8	0	0	2	0	1	0	1
	82	1	35	36	5	0	0	4	0	1	0	0
CHANGE		1-	8-	9-	3+	0	0	2-	0	0	0	1+

TOTAL	83	9	177	196	15	3	15	4	0	7	8	17
	82	1	111	113	13	1	1	0	0	11	5	18
CHANGE		17	4	19	2	2	14+	4	0	4	3+	1-

RURAL	83	9	127	136	15	3	15	4	0	7	8	17
	82	24	130	154	13	1	1	0	0	11	5	18
CHANGE		15-	3-	18-	2+	2+	14+	4+	0	4-	3+	1-
SHERIFF	83	1	16	17	0	0	0	0	0	0	0	15
	82	3	21	24	0	0	0	0	0	0	0	10
CHANGE		2-	5-	7-	0	0	0	0	0	0	0	5+
STATE POLICE	83	8	111	119	15	3	15	4	0	7	8	2
	82	21	109	130	13	1	1	0	0	11	5	8
CHANGE		13-	2+	11-	2+	2+	14+	4+	0	4-	3+	6-
MUNICIPAL	83	0	0	0	0	0	0	0	0	0	0	0
	82	0	1	1	0	0	0	0	0	0	0	0
CHANGE		0	1-	1-	0	0	0	0	0	0	0	0
GRANTSVILLE PD	83	0	0	0	0	0	0	0	0	0	0	0
	82	0	1	1	0	0	0	0	0	0	0	0
CHANGE		0	1-	1-	0	0	0	0	0	0	0	0

CLAY CTY TOTAL	83	5	318	323	29	2	52	65	0	3	1	24
	82	9	302	311	32	0	5	70	0	3	6	23
CHANGE		4-	16+	12+	3-	2+	47+	5-	0	0	5-	1+

RURAL	83	5	314	319	29	2	52	65	0	3	1	24
	82	9	294	303	32	0	5	70	0	3	6	23
CHANGE		4-	20+	16+	3-	2+	47+	5-	0	0	5-	1+
SHERIFF	83	0	231	231	24	0	50	65	0	0	0	22
	82	0	154	154	4	0	2	66	0	0	0	13
CHANGE		0	77+	77+	20+	0	48+	1-	0	0	0	9+
STATE POLICE	83	5	83	88	5	2	2	0	0	3	1	2
	82	9	140	149	28	0	3	4	0	3	6	10
CHANGE		4-	57-	61-	23-	2+	1-	4-	0	0	5-	8-
MUNICIPAL	83	0	4	4	0	0	0	0	0	0	0	0
	82	0	8	8	0	0	0	0	0	0	0	0
CHANGE		0	4-	4-	0	0	0	0	0	0	0	0
CLAY PD	83	0	4	4	0	0	0	0	0	0	0	0
	82	0	8	8	0	0	0	0	0	0	0	0
CHANGE		0	4-	4-	0	0	0	0	0	0	0	0

DODDRIDGE CTY TOTAL	83	15	176	191	14	0	2	15	0	0	0	76
	82	15	194	209	13	2	0	34	0	2	1	41
CHANGE		0	18-	18-	1+	2-	2+	19-	0	2-	1-	35+

RURAL	83	15	173	188	14	0	2	15	0	0	0	76
	82	12	172	184	13	2	0	34	0	2	1	41
CHANGE		3+	1+	4+	1+	2-	2+	19-	0	2-	1-	35+
SHERIFF	83	5	71	76	0	0	0	0	0	0	0	73
	82	7	46	53	0	1	0	0	0	0	1	40
CHANGE		2-	25+	23+	0	1-	0	0	0	0	1-	33+
STATE POLICE	83	10	102	112	14	0	2	15	0	0	0	3
	82	5	126	131	13	1	0	34	0	2	0	1
CHANGE		5+	24-	19-	1+	1-	2+	19-	0	2-	0	2+
MUNICIPAL	83	0	3	3	0	0	0	0	0	0	0	0
	82	3	22	25	0	0	0	0	0	0	0	0
CHANGE		3-	19-	22-	0	0	0	0	0	0	0	0
WEST UNION PD	83	0	3	3	0	0	0	0	0	0	0	0
	82	3	22	25	0	0	0	0	0	0	0	0
CHANGE		3-	19-	22-	0	0	0	0	0	0	0	0

FAYETTE CTY TOTAL	83	116	1426	1542	159	7	18	22	1	21	40	42
	82	113	2118	2231	143	7	18	35	1	36	41	50
CHANGE		3+	692-	689-	16+	0	0	13-	0	15-	1-	8-

RURAL	83	19	622	641	96	6	18	22	1	16	10	34
	82	41	997	1038	89	7	17	35	1	30	3	42
CHANGE		22-	375-	397-	7+	1-	1+	13-	0	14-	7+	8-
SHERIFF	83	5	364	369	54	4	8	21	1	7	3	24
	82	11	611	622	61	1	8	28	1	12	3	32
CHANGE		6-	247-	253-	7-	3+	0	7-	0	5-	0	8-
STATE POLICE	83	14	258	272	42	2	10	1	0	9	7	10
	82	30	386	416	28	6	9	7	0	18	0	10
CHANGE		16-	128-	144-	14+	4-	1+	6-	0	9-	7+	0

	COMPL VICE	SEX OFFENSES	PART II NARCOTIC AND DRUG	GAMBLING	ARRESTS FAMILY OFFENSES	PAGE 10 BY CHARGE DRIVING UND INFL	AND AGENCY LIQUOR LAWS	TYPE DRUNK-ENNESS	DISORD CONDUCT	VAGRANCY	OTHER OFFENSES	SUSPICION	CUPFEW LOITER	RUN-ARMS
00603	0	0	3	0	0	5	7	15	1	0	8	0	0	1
	0	0	3+	0	0	5+	7+	15+	1+	0	8+	0	0	1+
00604	0	0	2	0	0	0	0	4	0	0	9	0	0	0
	0	0	1+	0	0	0	0	19	0	0	6	0	0	0
	0	0	1+	0	0	0	0	15-	0	0	3+	0	0	0

007AL	0	2	12	0	0	26	0	4	0	0	23	0	0	0
	0	1	4	0	0	27	0	24	0	1	46	0	0	1
	0	1+	8+	0	0	1-	0	20-	0	1-	23-	0	0	3-

007RU	0	2	12	0	0	26	0	4	0	0	23	0	0	0
	0	1	4	0	0	27	0	23	0	1	46	0	0	1
	0	1+	8+	0	0	1-	0	19-	0	1-	23-	0	0	1-
00750	0	0	0	0	0	0	0	0	0	0	2	0	0	0
	0	0	0	0	0	0	0	0	0	1	13	0	0	0
	0	0	0	0	0	0	0	0	0	1-	11-	0	0	0
0075P	0	2	12	0	0	26	0	4	0	0	21	0	0	0
	0	1	4	0	0	27	0	23	0	0	33	0	0	3
	0	1+	8+	0	0	1-	0	19-	0	0	12-	0	0	3-
007Z2	0	0	0	0	0	0	0	0	0	0	0	0	0	0
	0	0	0	0	0	0	0	1	0	0	0	0	0	0
	0	0	0	0	0	0	0	1-	0	0	0	0	0	0
00701	0	0	0	0	0	0	0	0	0	0	0	0	0	0
	0	0	0	0	0	0	0	1	0	0	0	0	0	0
	0	0	0	0	0	0	0	1-	0	0	0	0	0	0

008AL	0	3	8	0	3	25	9	44	0	0	55	0	0	0
	1	2	6	0	2	24	1	76	0	0	60	0	0	0
	1-	1+	2+	0	1+	1+	8+	32-	0	0	5-	0	0	0

008RU	0	3	8	0	3	25	9	40	0	0	55	0	0	0
	1	2	6	0	2	24	1	68	0	0	60	0	0	0
	1-	1+	2+	0	1+	1+	8+	28-	0	0	5-	0	0	0
00850	0	0	0	0	0	8	0	15	0	0	47	0	0	0
	0	1	0	0	0	6	0	21	0	0	41	0	0	0
	0	1-	0	0	0	2+	0	6-	0	0	6+	0	0	0
0085P	0	3	8	0	3	17	9	25	0	0	8	0	0	0
	1	1	6	0	2	18	1	47	0	0	19	0	0	0
	1-	2+	2+	0	1+	1-	8+	22-	0	0	11-	0	0	0
008Z2	0	0	0	0	0	0	0	4	0	0	0	0	0	0
	0	0	0	0	0	0	0	8	0	0	0	0	0	0
	0	0	0	0	0	0	0	4-	0	0	0	0	0	0
00801	0	0	0	0	0	0	0	4	0	0	0	0	0	0
	0	0	0	0	0	0	0	8	0	0	0	0	0	0
	0	0	0	0	0	0	0	4-	0	0	0	0	0	0

009AL	0	0	4	0	0	8	0	9	0	0	57	0	0	6
	0	1	4	0	2	10	0	53	0	0	41	0	3	2
	0	1-	0	0	2-	2-	0	44-	0	0	16+	0	3-	4+

009RU	0	0	3	0	0	7	0	8	0	0	57	0	0	6
	0	1	4	0	2	10	0	31	0	0	41	0	0	2
	0	1-	1-	0	2-	3-	0	23-	0	0	16+	0	0	4+
00950	0	0	0	0	0	0	0	0	0	0	3	0	0	0
	0	0	0	0	0	0	0	0	0	0	10	0	0	1
	0	0	0	0	0	0	0	0	0	0	7-	0	0	1-
0095P	0	0	3	0	0	7	0	8	0	0	54	0	0	6
	0	1	4	0	2	10	0	31	0	0	31	0	0	1
	0	1-	1-	0	2-	3-	0	23-	0	0	23+	0	0	5+
009Z2	0	0	1	0	0	1	0	1	0	0	0	0	0	0
	0	0	0	0	0	0	0	22	0	0	0	0	3	0
	0	0	1+	0	0	1+	0	21-	0	0	0	0	3-	0
00901	0	0	1	0	0	1	0	1	0	0	0	0	0	0
	0	0	0	0	0	0	0	22	0	0	0	0	3	0
	0	0	1+	0	0	1+	0	21-	0	0	0	0	3-	0

010AL	0	20	78	0	24	436	5	430	88	0	125	0	19	9
	1	16	158	35	45	404	5	991	68	0	139	0	14	24
	1-	4+	80-	35-	21-	32+	2-	561-	20+	0	14-	0	5+	15-

010RU	0	6	57	0	22	199	3	61	2	0	82	0	0	6
	1	7	115	29	44	185	4	331	0	0	81	0	0	17
	1-	1-	58-	29-	22-	14+	1-	270-	2+	0	1+	0	0	11-
01050	0	1	18	0	21	137	0	27	0	0	42	0	0	1
	1	2	101	4	43	122	2	165	0	0	36	0	0	0
	1-	1-	83-	4-	22-	15+	2-	138-	0	0	6+	0	0	1+
0105P	0	5	39	0	1	62	3	34	2	0	40	0	0	5
	0	5	14	25	1	63	2	166	0	0	45	0	0	17
	0	0	25+	25-	0	1-	1+	132-	2+	0	5-	0	0	12-

PAGE 13
PART II ARRESTS BY CHARGE AND AGENCY TYPE
JUVENILE ADULTS GRAND TOTAL OTHER ASSAULTS ARSON FORGERY FRAUD EMBEZZLE STOLEN PROPERTY VANDAL ILLEGAL WEAPONS

		JUVENILE	ADULTS	GRAND TOTAL	OTHER ASSAULTS	ARSON	FORGERY	FRAUD	EMBEZZLE	STOLEN PROPERTY	VANDAL	ILLEGAL WEAPONS
MUNICIPAL	83	97	804	901	63	1	0	0	0	5	30	8
	82	72	1121	1193	54	0	1	0	0	6	38	8
	CHANGE	25+	317-	292-	9+	1+	1-	0	0	1-	8-	0
ANSTED PD	83	10	87	97	11	0	0	0	0	0	0	2
	82	6	78	84	9	0	0	0	0	1	2	1
	CHANGE	4+	9+	13+	2+	0	0	0	0	1-	2-	1+
LAYETTEVILLE PD	83	3	53	56	0	0	0	0	0	0	3	0
	82	0	47	47	3	0	0	0	0	0	0	0
	CHANGE	3+	6+	9+	3-	0	0	0	0	0	3+	0
MONTGOMERY PD	83	24	378	402	45	0	0	0	0	2	23	4
	82	10	468	478	28	0	0	0	0	1	15	5
	CHANGE	14+	90-	76-	17+	0	0	0	0	1+	8+	1-
MOUNT HOPE PD	83	10	66	76	5	0	0	0	0	2	0	1
	82	10	90	100	5	0	0	0	0	1	0	0
	CHANGE	0	24-	24-	0	0	0	0	0	1+	0	1+
OAK HILL PD	83	41	184	225	0	0	0	0	0	0	0	0
	82	43	337	380	6	0	1	0	0	2	0	0
	CHANGE	2-	153-	155-	6-	0	1-	0	0	2-	0	0
MEADOW BRIDGE PD	83	0	0	0	0	0	0	0	0	0	0	0
	82	0	1	1	0	0	0	0	0	0	0	0
	CHANGE	0	1-	1-	0	0	0	0	0	0	0	0
SMITHERS PD	83	3	14	17	2	1	0	0	0	0	4	1
	82	2	61	63	1	0	0	0	0	1	21	0
	CHANGE	1+	47-	46-	1+	1+	0	0	0	1-	17-	1+
PAX PD	83	0	13	13	0	0	0	0	0	0	0	0
	82	0	12	12	0	0	0	0	0	0	0	0
	CHANGE	0	1+	1+	0	0	0	0	0	0	0	0
W VA TECH SECURITY	83	0	1	1	0	0	0	0	0	1	0	0
	82	0	4	4	0	0	0	0	0	0	0	0
	CHANGE	0	3-	3-	0	0	0	0	0	1+	0	0
GAULEY BRIDGE PD	83	6	8	14	0	0	0	0	0	0	0	0
	82	1	23	24	2	0	0	0	0	0	0	2-
	CHANGE	5+	15-	10-	2-	0	0	0	0	0	0	2-

GILMER CITY TOTAL	83	5	128	133	5	0	0	1	0	2	2	51
	82	6	295	301	18	2	1	2	0	2	0	46
	CHANGE	1-	167-	168-	13-	2-	1-	1-	0	0	2+	5+

RURAL	83	1	77	78	2	0	0	1	0	1	0	50
	82	5	96	101	4	2	1	2	0	1	0	40
	CHANGE	4-	19-	23-	2-	2-	1-	1-	0	0	0	10+
SHERIFF	83	1	52	53	0	0	0	0	0	0	0	50
	82	2	45	47	2	0	0	0	0	0	0	37
	CHANGE	1-	7+	6+	2-	0	0	0	0	0	0	13+
STATE POLICE	83	0	25	25	2	0	0	1	0	1	0	0
	82	3	51	54	2	2	1	2	0	1	0	3
	CHANGE	3-	26-	29-	0	2-	1-	1-	0	0	0	3-
MUNICIPAL	83	4	51	55	3	0	0	0	0	1	2	1
	82	1	199	200	14	0	0	0	0	1	0	6
	CHANGE	3+	148-	145-	11-	0	0	0	0	0	2+	5-
GLENVILLE PD	83	4	47	51	3	0	0	0	0	1	2	1
	82	1	193	194	14	0	0	0	0	1	0	6
	CHANGE	3+	146-	143-	11-	0	0	0	0	0	2+	5-
GLENVILLE ST SECURITY	83	0	4	4	0	0	0	0	0	0	0	0
	82	0	6	6	0	0	0	0	0	0	0	0
	CHANGE	0	2-	2-	0	0	0	0	0	0	0	0

GRANT CITY TOTAL	83	13	109	122	6	0	2	1	0	2	4	23
	82	10	141	151	4	0	1	1	0	6	3	35
	CHANGE	3+	32-	29-	2+	0	1+	0	0	4-	1+	12-

RURAL	83	10	84	94	5	0	2	1	0	2	4	23
	82	4	73	77	4	0	1	1	0	6	3	35
	CHANGE	6+	11+	17+	1+	0	1+	0	0	4-	1+	12-
SHERIFF	83	4	47	51	1	0	0	1	0	0	2	23
	82	4	48	52	1	0	0	0	0	3	1	35
	CHANGE	0	1-	1-	0	0	0	1+	0	3-	1+	12-
STATE POLICE	83	6	37	43	4	0	2	0	0	2	2	0
	82	0	25	25	3	0	1	1	0	3	2	0
	CHANGE	6+	12+	18+	1+	0	1+	1-	0	1-	0	0
MUNICIPAL	83	3	25	28	1	0	0	0	0	0	0	0
	82	6	68	74	0	0	0	0	0	0	0	0
	CHANGE	3-	43-	46-	1+	0	0	0	0	0	0	0
PETERSBURG PD	83	1	23	24	0	0	0	0	0	0	0	0
	82	3	68	71	0	0	0	0	0	0	0	0
	CHANGE	2-	45-	47-	0	0	0	0	0	0	0	0
BAYARD PD	83	2	2	4	1	0	0	0	0	0	0	0
	82	3	0	3	0	0	0	0	0	0	0	0
	CHANGE	1-	2+	1+	1+	0	0	0	0	0	0	0

GREENSBORO CITY TOTAL	83	12	762	774	61	2	7	1	0	9	0	81
	82	20	1061	1081	44	0	11	2	0	8	5	57
	CHANGE	8-	299-	307-	17+	2+	4-	1-	0	1+	5-	24+

	COML VICE	SEX OFFENSES	PART II NARCOTIC AND DRUG	GAMBLING	ARRESTS BY FAMILY OFFENSES	BY CHARGE DRIVING UND INFL	AND LIQUOR LAWS	AGENCY TYPE DRUNK-ENNESS	DISORD CONDUCT	VAGRANCY	OTHER OFFENSES	SUSPICION	CURFEW LOITER	RUN- AWAYS
0102Z	0 0 0	14 9 5+	21 43 22-	0 6 6-	2 1 1+	237 219 18+	0 1 1-	369 660 291-	86 68 18+	0 0 0	43 58 15-	0 0 0	19 14 5+	3 7 4-
01001	0 0 0	2 0 2+	2 0 2+	0 0 0	1 1 0	36 33 3+	0 0 0	16 31 15-	20 1 19+	0 0 0	7 4 3+	0 0 0	0 0 0	0 1 1-
01002	0 0 0	0 0 0	0 0 0	0 0 0	0 0 0	28 21 7+	0 0 0	25 23 2+	0 0 0	0 0 0	0 0 0	0 0 0	0 0 0	0 0 0
01003	0 0 0	12 9 3+	14 39 25-	0 0 0	0 0 0	30 42 12-	0 1 1-	188 255 67-	61 64 3-	0 0 0	23 18 5+	0 0 0	0 0 0	0 1 1-
01004	0 0 0	0 0 0	1 1 0	0 0 0	0 0 0	36 21 15+	0 0 0	22 45 23-	2 0 2+	0 0 0	7 25 18-	0 0 0	0 0 0	0 2 2-
01005	0 0 0	0 0 0	3 0 3+	0 2 2-	0 0 0	93 87 6+	0 0 0	106 264 158-	2 0 2+	0 0 0	3 2 1+	0 0 0	18 14 4+	0 2 2-
01006	0 0 0	0 0 0	0 0 0	0 0 0	0 0 0	0 0 0	0 0 0	0 1 1-	0 0 0	0 0 0	0 0 0	0 0 0	0 0 0	0 0 0
01007	0 0 0	0 0 0	1 0 1+	0 0 0	1 0 1+	5 7 2-	0 0 0	2 21 19-	0 2 2-	0 0 0	0 9 9-	0 0 0	0 0 0	0 1 1-
01008	0 0 0	0 0 0	0 0 0	4 4 4-	0 0 0	7 4 3+	0 0 0	4 3 1+	1 1 0	0 0 0	1 0 1+	0 0 0	0 0 0	0 0 0
01009	0 0 0	0 0 0	0 0 0	0 0 0	0 0 0	0 0 0	0 0 0	4 4 4-	0 0 0	0 0 0	0 0 0	0 0 0	0 0 0	0 0 0
01011	0 0 0	0 0 0	0 3 3-	0 0 0	0 0 0	2 4 2-	0 0 0	6 13 7-	0 0 0	0 0 0	2 0 2+	0 0 0	1 0 1+	3 0 3+
011AL	0 0 0	0 2 2-	1 5 4-	0 0 0	1 0 1+	14 22 8-	0 1 1-	37 167 130-	0 11 11-	0 0 0	19 22 3-	0 0 0	0 0 0	0 0 0
011RU	0 0 0	0 1 1-	0 1 1-	0 0 0	1 1 1+	5 13 8-	0 0 0	6 23 17-	0 0 0	0 0 0	12 13 1-	0 0 0	0 0 0	0 0 0
01150	0 0 0	0 0 0	0 0 0	0 0 0	0 0 0	3 3 3-	0 0 0	2 2 2-	0 0 0	0 0 0	3 3 0	0 0 0	0 0 0	0 0 0
0115P	0 0 0	0 1 1-	0 1 1-	0 0 0	1 0 1+	5 10 5-	0 0 0	6 21 15-	0 0 0	0 0 0	9 10 1-	0 0 0	0 0 0	0 0 0
0112Z	0 0 0	0 1 1-	1 4 3-	0 0 0	0 0 0	9 9 0	0 1 1-	31 144 113-	0 11 11-	0 0 0	7 9 2-	0 0 0	0 0 0	0 0 0
01101	0 0 0	0 1 1-	1 4 3-	0 0 0	0 0 0	8 9 1-	0 1 1-	30 141 111-	0 11 11-	0 0 0	5 6 1-	0 0 0	0 0 0	0 0 0
01102	0 0 0	0 0 0	0 0 0	0 0 0	0 0 0	1 0 1+	0 0 0	1 3 2-	0 0 0	0 0 0	2 3 1-	0 0 0	0 0 0	0 0 0
012AL	0 0 0	2 1 1+	7 3 4+	0 0 0	0 0 0	31 28 3+	0 0 0	24 53 29-	7 3 4+	0 0 0	11 13 2-	0 0 0	0 0 0	2 0 2+
012RU	0 0 0	1 1 0	7 1 6+	0 0 0	0 0 0	21 6 15+	0 0 0	15 10 5+	0 0 0	0 0 0	11 9 2+	0 0 0	0 0 0	2 0 2+
01250	0 0 0	0 0 0	0 0 0	0 0 0	0 0 0	6 1 5+	0 0 0	5 4 1+	0 0 0	0 0 0	11 7 4+	0 0 0	0 0 0	2 0 2+
0125P	0 0 0	1 1 0	7 1 6+	0 0 0	0 0 0	15 5 10+	0 0 0	10 6 4+	0 0 0	0 0 0	0 2 2-	0 0 0	0 0 0	0 0 0
0122Z	0 0 0	1 0 1+	0 2 2-	0 0 0	0 0 0	10 22 12-	0 0 0	9 43 34-	7 3 4+	0 0 0	0 4 4-	0 0 0	0 0 0	0 0 0
01201	0 0 0	0 0 0	0 2 2-	0 0 0	0 0 0	10 22 12-	0 0 0	7 43 36-	7 3 4+	0 0 0	0 1 1-	0 0 0	0 0 0	0 0 0
01203	0 0 0	1 0 1+	0 0 0	0 0 0	0 0 0	0 0 0	0 0 0	2 0 2+	0 0 0	0 0 0	0 3 3-	0 0 0	0 0 0	0 0 0
013AL	0 0 0	3 2 1+	51 62 11-	0 0 0	1 1 0	219 232 13-	9 5 4+	237 567 330-	34 15 19+	0 1 1-	59 68 9-	0 0 0	0 1 1-	0 0 0

PAGE 17
 PART II ARRESTS BY CHARGE AND AGENCY TYPE
 JUVENILE ADULTS GRAND TOTAL OTHER ASSAULTS ARSON FORGERY FRAUD EMBEZZLE STOLEN PROPERTY VANDAL ILLEGAL WEAPONS

		JUVENILE	ADULTS	GRAND TOTAL	OTHER ASSAULTS	ARSON	FORGERY	FRAUD	EMBEZZLE	STOLEN PROPERTY	VANDAL	ILLEGAL WEAPONS
RURAL	83	5	362	367	60	0	3	0	0	7	0	76
	82	7	516	523	41	0	10	1	0	8	1	46
CHANGE		2-	154-	156-	19+	0	7-	1-	0	1-	1-	30+
SHERIFF	83	4	227	231	56	0	0	0	0	0	0	74
	82	5	362	367	41	0	2	0	0	6	1	45
CHANGE		1-	135-	136-	15+	0	2-	0	0	6-	1-	29+
STATE POLICE	83	1	154	156	4	0	1	0	0	1	0	1
	82	1	154	156	4	0	1	0	0	1	0	1
CHANGE		1	19	20	4+	0	5	1	0	5+	0	1+
MUNICIPAL	83	7	400	407	1	2	4	1	0	2	0	5
	82	13	545	558	3	0	1	1	0	0	4	11
CHANGE		6-	145-	151-	2-	2+	3+	0	0	2+	4-	6-
LEWISBURG PD	83	7	186	193	1	0	4	0	0	1	0	5
	82	8	213	221	2	0	1	1	0	0	3	9
CHANGE		1-	27-	28-	1-	0	3+	1-	0	1+	3-	4-
RAINELLE PD	83	0	29	29	0	0	0	0	0	0	0	0
	82	0	84	84	0	0	0	0	0	0	0	0
CHANGE		0	55-	55-	0	0	0	0	0	0	0	0
RONCEVERTE PD	83	0	98	98	0	0	0	1	0	1	0	0
	82	4	153	157	0	0	0	0	0	0	1	2
CHANGE		4-	55-	59-	0	0	0	1+	0	1+	1-	2-
WHITE SULPHUR SPRINGS PD	83	0	87	87	0	2	0	0	0	0	0	0
	82	1	95	96	1	0	0	0	0	0	0	0
CHANGE		1-	8-	9-	1-	2+	0	0	0	0	0	0
QUINWOOD PD	83	0	0	0	0	0	0	0	0	0	0	0
	82	0	0	0	0	0	0	0	0	0	0	0
CHANGE		0	0	0	0	0	0	0	0	0	0	0
RUPERT PD	83	0	0	0	0	0	0	0	0	0	0	0
	82	0	0	0	0	0	0	0	0	0	0	0
CHANGE		0	0	0	0	0	0	0	0	0	0	0
HAMPSHIRE CTY TOTAL	83	11	324	335	57	4	2	65	0	0	6	45
	82	22	411	433	38	7	17	59	2	5	5	60
CHANGE		11-	87-	98-	19+	3-	15-	6+	2-	5-	1+	15-
RURAL	83	10	294	304	57	4	2	65	0	0	6	45
	82	21	374	395	38	7	17	59	2	5	5	60
CHANGE		11-	80-	91-	19+	3-	15-	6+	2-	5-	1+	15-
SHERIFF	83	3	183	186	19	0	0	65	0	0	0	42
	82	18	200	218	15	1	0	53	0	0	0	54
CHANGE		15-	17-	32-	4+	1-	0	12+	0	0	0	12-
STATE POLICE	83	7	111	118	38	4	2	0	0	0	6	3
	82	3	174	177	23	6	17	6	2	5	5	6
CHANGE		4+	63-	59-	15+	2-	15-	6-	2-	5-	1+	3-
MUNICIPAL	83	1	30	31	0	0	0	0	0	0	0	0
	82	1	37	38	0	0	0	0	0	0	0	0
CHANGE		0	7-	7-	0	0	0	0	0	0	0	0
ROMNEY PD	83	1	30	31	0	0	0	0	0	0	0	0
	82	1	37	38	0	0	0	0	0	0	0	0
CHANGE		0	7-	7-	0	0	0	0	0	0	0	0
HANCOCK CTY TOTAL	83	57	790	847	108	0	6	6	0	4	28	9
	82	97	1455	1552	103	0	10	2	0	11	28	34
CHANGE		40-	665-	705-	5+	0	4-	4+	0	7-	0	25-
RURAL	83	0	266	266	69	0	3	1	0	0	3	3
	82	4	320	324	62	0	4	2	0	7	0	20
CHANGE		4-	54-	58-	7+	0	1-	1-	0	7-	3+	17-
SHERIFF	83	0	249	249	68	0	3	1	0	0	0	3
	82	4	309	313	60	0	4	2	0	7	0	20
CHANGE		4-	60-	64-	8+	0	1-	1-	0	7-	0	17-
STATE POLICE	83	0	17	17	1	0	0	0	0	0	3	0
	82	0	11	11	2	0	0	0	0	0	0	0
CHANGE		0	6+	6+	1-	0	0	0	0	0	3+	0
MUNICIPAL	83	57	524	581	39	0	3	5	0	4	25	6
	82	93	1135	1228	41	0	6	0	0	4	28	14
CHANGE		36-	611-	647-	2-	0	3-	5+	0	0	3-	8-
CHESTER PD	83	7	26	33	0	0	0	0	0	0	0	0
	82	2	22	24	0	0	0	0	0	0	2	0
CHANGE		5+	4+	9+	0	0	0	0	0	0	2-	0
WIRTON PD	83	49	428	477	38	0	3	5	0	4	25	4
	82	83	1040	1123	37	0	6	0	0	4	26	9
CHANGE		34-	612-	646-	1+	0	3-	5+	0	0	1-	5-
NEW CUMBERLAND PD	83	1	70	71	1	0	0	0	0	0	0	2
	82	8	73	81	4	0	0	0	0	0	0	5
CHANGE		7-	3-	10-	3-	0	0	0	0	0	0	3-
HARDY CTY TOTAL	83	5	238	243	28	0	1	72	2	1	5	41
	82	8	325	333	32	0	0	105	14	2	2	31
CHANGE		3-	87-	90-	4-	5-	1+	33-	12-	1-	3+	10+

	COML VICE	SEX OFFENSES	PART II NARCOTIC AND DRUG	GAMBLING	ARRESTS BY FAMILY OFFENSES	CHARGE BY DRIVING UND INFL	LIQUOR LAWS	AGENCY TYPE DRUNK-ENNESS	DISORD CONDUCT	VAGRANCY	OTHER OFFENSES	SUSPICION	CURFEW LOITER	RUN-AYS
013RU	0	2	28	0	0	86	3	62	0	0	40	0	0	0
	0	1	36	0	0	141	3	187	0	1	47	0	0	0
	0	1+	8-	0	0	55-	0	125-	0	1-	7-	0	0	0
01350	0	2	14	0	0	49	0	13	0	0	23	0	0	0
	0	1	29	0	0	104	0	101	0	1	36	0	0	0
	0	1+	15-	0	0	55-	0	88-	0	1-	13-	0	0	0
0135P	0	0	14	0	0	37	3	49	0	0	17	0	0	0
	0	0	7	0	0	37	3	86	0	0	11	0	0	0
	0	0	7+	0	0	0	0	37-	0	0	6+	0	0	0
0132Z	0	1	23	0	1	133	6	175	34	0	19	0	0	0
	0	1	26	0	1	91	2	380	15	0	21	0	1	0
	0	0	3-	0	0	42+	4+	205-	19+	0	2-	0	1-	0
01301	0	1	21	0	1	96	3	53	6	0	1	0	0	0
	0	0	23	0	1	69	0	102	3	0	6	0	1	0
	0	1+	2-	0	0	27+	3+	49-	3+	0	5-	0	1-	0
01302	0	0	0	0	0	0	0	29	0	0	0	0	0	0
	0	0	0	0	0	0	0	83	0	0	1	0	0	0
	0	0	0	0	0	0	0	54-	0	0	1-	0	0	0
01303	0	0	2	0	0	31	3	58	2	0	0	0	0	0
	0	0	3	0	0	22	0	129	0	0	0	0	0	0
	0	0	1-	0	0	9+	3+	71-	2+	0	0	0	0	0
01304	0	0	0	0	0	6	0	35	26	0	18	0	0	0
	0	1	0	0	0	6	2	66	12	0	14	0	0	0
	0	1-	0	0	0	6+	2-	31-	14+	0	4+	0	0	0
01305	0	0	0	0	0	0	0	0	0	0	0	0	0	0
	0	0	0	0	0	0	0	0	0	0	0	0	0	0
	0	0	0	0	0	0	0	0	0	0	0	0	0	0
01307	0	0	0	0	0	0	0	0	0	0	0	0	0	0
	0	0	0	0	0	0	0	0	0	0	0	0	0	0
	0	0	0	0	0	0	0	0	0	0	0	0	0	0
014AL	1	6	9	2	7	55	0	34	0	0	42	0	0	0
	0	0	9	5	10	49	2	55	2	0	106	0	0	2
	1+	6+	0	3-	3-	6+	2-	21-	2-	0	64-	0	0	2-
014RU	1	6	9	2	7	46	0	12	0	0	42	0	0	0
	0	0	9	5	10	44	2	24	0	0	106	0	0	2
	1+	6+	0	3-	3-	2+	2-	12-	0	0	64-	0	0	2-
01450	0	1	6	0	7	23	0	2	0	0	21	0	0	0
	0	0	1	0	10	17	0	11	0	0	54	0	0	2
	0	1+	5+	0	3-	6+	0	9-	0	0	33-	0	0	2-
0145P	1	5	3	2	0	23	0	10	0	0	21	0	0	0
	0	0	8	5	0	27	2	13	0	0	52	0	0	0
	1+	5+	5-	3-	0	4-	2-	3-	0	0	31-	0	0	0
0142Z	0	0	0	0	0	9	0	22	0	0	0	0	0	0
	0	0	0	0	0	5	0	31	2	0	0	0	0	0
	0	0	0	0	0	4+	0	9-	2-	0	0	0	0	0
01401	0	0	0	0	0	9	0	22	0	0	0	0	0	0
	0	0	0	0	0	5	0	31	2	0	0	0	0	0
	0	0	0	0	0	4+	0	9-	2-	0	0	0	0	0
015AL	1	1	26	0	0	158	2	227	106	0	152	0	7	6
	0	1	60	2	0	164	31	453	314	3	326	0	3	7
	1+	0	34-	2-	0	6-	29-	226-	208-	3-	174-	0	4+	1-
015RU	0	0	10	0	0	63	0	38	0	0	76	0	0	0
	0	0	13	2	0	38	0	56	0	0	119	0	0	1
	0	0	3-	2-	0	25+	0	18-	0	0	43-	0	0	1-
01550	0	0	9	0	0	52	0	38	0	0	75	0	0	0
	0	0	13	0	0	37	0	54	0	0	115	0	0	1
	0	0	4-	0	0	15+	0	16-	0	0	40-	0	0	1-
0155P	0	0	1	0	0	11	0	0	0	0	1	0	0	0
	0	0	0	2	0	1	0	2	0	0	4	0	0	0
	0	0	1+	2-	0	10+	0	2-	0	0	3-	0	0	0
0152Z	1	1	16	0	0	95	2	189	106	0	76	0	7	6
	0	1	47	0	0	126	31	397	314	3	207	0	3	6
	1+	0	31-	0	0	31-	29-	208-	208-	3-	131-	0	4+	0
01501	1	1	2	0	0	6	1	15	3	0	2	0	2	0
	0	0	0	0	0	3	0	12	3	3	1	0	0	0
	1+	1+	2+	0	0	3+	1+	3+	0	3-	1+	0	2+	0
01502	0	0	14	0	0	66	1	144	96	0	66	0	5	6
	0	0	46	0	0	108	31	352	306	0	189	0	3	6
	0	0	32-	0	0	42-	30-	208-	210-	0	123-	0	2+	9
01503	0	0	0	0	0	23	0	30	7	0	8	0	0	0
	0	1	1	0	0	15	0	33	5	0	17	0	0	0
	0	1-	1-	0	0	8+	0	3-	2+	0	9-	0	0	0
016AL	0	2	4	0	1	24	0	12	15	1	34	0	0	0
	0	1	16	0	2	12	0	73	0	0	35	0	0	3
	0	1+	12-	0	1-	12+	0	61-	15+	1+	1-	0	0	3-

	COML VICE	SEX OFFENSES	PART II NARCOTIC AND DRUG	GAMBLING	ARRESTS BY FAMILY OFFENSES	BY CHARGE DRIVING UND INFL	AND AGENCY TYPE LIQUOR LAWS	DRUNK-ENNESS	DISORD CONDUCT	VAGRANCY	OTHER OFFENSES	SUSPICION	CURFEW LOITER	RIN-AYS

016RU	0	2	4	0	0	11	0	5	0	1	33	0	0	0
	0	1	16	0	2	5	0	20	0	0	35	0	0	0
	0	1+	12-	0	2-	6+	0	15-	0	1+	2-	0	0	0
01650	0	1	1	0	0	1	0	9	0	0	28	0	0	0
	0	0	11	0	2	0	0	0	0	0	25	0	0	0
	0	1+	10-	0	2-	1+	0	9-	0	0	3+	0	0	0
0169P	0	1	3	0	0	10	0	5	0	1	5	0	0	0
	0	1	5	0	0	5	0	11	0	0	10	0	0	0
	0	0	2-	0	0	5+	0	6-	0	1+	5-	0	0	0
0162Z	0	0	0	0	1	13	0	7	15	0	1	0	0	0
	0	0	0	0	0	7	0	53	0	0	0	0	0	3
	0	0	0	0	1+	6+	0	46-	15+	0	1+	0	0	3-
01601	0	0	0	0	0	13	0	7	1	0	1	0	0	0
	0	0	0	0	0	7	0	53	0	0	0	0	0	3
	0	0	0	0	0	6+	0	46-	1+	0	1+	0	0	3-
01602	0	0	0	0	1	0	0	0	14	0	0	0	0	0
	0	0	0	0	0	0	0	0	0	0	0	0	0	0
	0	0	0	0	1+	0	0	0	14+	0	0	0	0	0

017AL	0	6	58	0	21	159	33	287	51	12	362	0	15	7
	2	5	23	0	18	149	65	733	110	18	331	0	1	22
	2-	1+	35+	0	3+	10+	32-	446-	59-	6-	31+	0	14+	15-

017RU	0	1	26	0	8	82	10	45	0	0	183	0	0	3
	0	2	4	0	16	42	1	94	6	9	182	0	0	7
	0	1-	22+	0	8-	40+	9+	49-	6-	9-	1+	0	0	4-
01750	0	0	7	0	2	10	0	9	0	0	82	0	0	0
	0	1	0	0	1	7	0	23	6	0	28	0	0	1
	0	1-	7+	0	1+	3+	0	14-	6-	0	54+	0	0	3-
0179P	0	1	19	0	6	72	10	36	0	0	101	0	0	3
	0	1	4	0	15	35	1	71	0	9	154	0	0	4
	0	0	15+	0	9-	37+	9+	35-	0	9-	53-	0	0	1-
0172Z	0	5	32	0	13	77	23	242	51	12	179	0	15	4
	2	3	19	0	2	107	64	639	104	9	149	0	1	15
	2-	2+	13+	0	11+	30-	41-	397-	53-	3+	30+	0	14+	11-
01701	0	0	1	0	9	17	23	41	9	0	11	0	0	0
	0	0	1	0	0	11	42	4	4	0	0	0	0	1
	0	0	0	0	9+	6+	19-	37+	5+	0	11+	0	0	1-
01702	0	5	22	0	0	28	0	104	35	7	123	0	13	0
	2	3	7	0	0	40	21	395	90	6	109	0	1	0
	2-	2+	15+	0	0	12-	21-	291-	55-	1+	14+	0	12+	0
01703	0	0	8	0	2	17	0	45	6	5	30	0	1	0
	0	0	6	0	0	45	0	115	4	3	33	0	0	1
	0	0	2+	0	2+	28-	0	70-	2+	2+	3-	0	1+	1-
01704	0	0	0	0	0	0	0	0	0	0	0	0	0	0
	0	0	2	0	2	5	0	56	5	0	0	0	0	6
	0	0	2-	0	2-	5-	0	56-	5-	0	0	0	0	6-
01705	0	0	0	0	0	1	0	8	1	0	0	0	1	0
	0	0	0	0	0	0	0	17	0	0	3	0	0	0
	0	0	0	0	0	1+	0	9-	1+	0	3-	0	1+	0
01706	0	0	0	0	2	7	0	34	0	0	11	0	0	2
	0	0	1	0	0	2	0	4	0	0	0	0	0	0
	0	0	1-	0	2+	5+	0	30+	0	0	11+	0	0	2+
01707	0	0	0	0	0	3	0	4	0	0	0	0	0	0
	0	0	0	0	0	3	1	28	0	0	3	0	0	0
	0	0	0	0	0	0	1-	24-	0	0	3-	0	0	0
01708	0	0	1	0	0	4	0	6	0	0	4	0	0	2
	0	0	2	0	0	1	0	20	1	0	0	0	0	7
	0	0	1-	0	0	3+	0	14-	1-	0	4+	0	0	5-
01709	0	0	0	0	0	0	0	0	0	0	0	0	0	0
	0	0	0	0	0	0	0	0	0	0	1	0	0	0
	0	0	0	0	0	0	0	0	0	0	1-	0	0	0
01710	0	0	0	0	0	0	0	0	0	0	0	0	0	0
	0	0	0	0	0	0	0	0	0	0	0	0	0	0

018AL	0	2	4	0	3	89	10	158	13	0	57	0	0	6
	0	6	15	0	6	94	0	368	3	0	91	0	0	1
	0	4-	11-	0	3-	5-	10+	210-	10+	0	34-	0	0	5+

018RU	0	2	3	0	1	60	10	105	0	0	23	0	0	0
	0	1	7	0	6	51	0	178	0	0	23	0	0	1
	0	1+	4-	0	5-	9+	10+	73-	0	0	0	0	0	1-
01850	0	0	2	0	1	26	5	24	0	0	23	0	0	0
	0	1	7	0	6	31	0	81	0	0	21	0	0	0
	0	1-	5-	0	5-	5-	5+	57-	0	0	2+	0	0	0
0189P	0	2	1	0	0	34	5	81	0	0	0	0	0	0
	0	0	0	0	0	20	0	97	0	0	2	0	0	1
	0	2+	1+	0	0	14+	5+	16-	0	0	2-	0	0	1-

	PART II ARRESTS BY CHARGE AND AGENCY TYPE				PAGE 25							
	JUVENILE	ADULTS	GRAND TOTAL	OTHER ASSAULTS	ARSON	FORGERY	FRAUD	EMBEZZLE	STOLEN PROPERTY	VANDAL	ILLEGAL WEAPONS	
MUNICIPAL	83 16	139 316	155 332	15 6	0 0	0 0	1 0	0 1	0 0	1 6	0 2	
CHANGE	0	177-	177-	9+	0	0	1+	1-	0	5-	2-	
RAVENSWOOD PD	83 16	95 143	111 157	15 6	0 0	0 0	1 1	0 0	0 0	1 6	0 2	
CHANGE	2+	48-	46-	9+	0	0	1+	1-	0	5-	2-	
RIPIFY PD	83 0	44 173	44 175	0 0	0 0	0 0	0 0	0 0	0 0	0 0	0 0	
CHANGE	2-	129-	131-	0	0	0	0	0	0	0	0	
JEFFERSON CTY TOTAL	83 40	845 1249	885 1290	148 155	6 4	7 14	48 72	1 9	14 5	59 46	30 38	
CHANGE	1-	404-	405-	7-	2+	7-	24-	8-	9+	13+	8-	
RURAL	83 15	458 729	473 738	73 121	6 6	6 12	47 72	1 9	9 4	42 40	18 29	
CHANGE	6+	271-	265-	48-	2+	6-	25-	8-	5+	2+	11-	
SHERIFF	83 0	192 223	192 223	41 17	0 3	2 1	38 54	0 9	3 2	11 3	8 9	
CHANGE	0	31-	31-	24+	3-	1+	16-	9-	1+	8+	1-	
STATE POLICE	83 15	266 506	281 515	32 104	6 1	4 11	9 18	1 0	6 2	31 37	10 20	
CHANGE	6+	240-	234-	72-	5+	7-	9-	1+	4+	6-	10-	
MUNICIPAL	83 25	387 520	412 552	75 34	0 0	1 2	1 0	0 0	5 1	17 6	12 9	
CHANGE	7-	133-	140-	41+	0	1-	1+	0	4+	11+	3+	
CHARLES TOWN PD	83 19	239 333	258 348	61 15	0 0	1 1	1 0	0 0	3 1	16 3	6 5	
CHANGE	4+	106+	110+	46+	0	0	1+	0	2+	13+	5+	
SHEPHERDSTOWN PD	83 0	3 14	3 14	0 0	0 0	0 1	0 0	0 0	0 0	0 0	0 1	
CHANGE	0	11-	11-	0	0	1-	0	0	0	0	1-	
RANSON PD	83 2	55 109	57 114	9 9	0 0	0 0	0 0	0 0	2 0	1 3	0 1	
CHANGE	3-	54-	57-	0	0	0	0	0	2+	2-	1-	
HARPERS FERRY PD	83 4	90 264	94 276	5 10	0 0	0 0	0 0	0 0	0 0	0 0	6 6	
CHANGE	8-	174-	182-	5-	0	0	0	0	0	0	0	
KANAWHA CTY TOTAL	83 427	9684 10111	10111 1214	28 135	28 135	135 1380	13 13	72 72	299 299	251 251		
CHANGE	46-	996-	1042-	444+	10+	34+	268-	2+	5-	5+	57-	
RURAL	83 176	5531 6201	5707 6321	726 257	17 9	186 36	1358 1628	9 9	39 43	203 191	147 161	
CHANGE	56+	670-	614-	469+	8+	50+	270-	0	4-	12+	14-	
SHERIFF	83 62	4316 5078	4378 5128	567 141	3 2	24 19	1234 1596	3 2	10 17	169 176	111 124	
CHANGE	12+	762-	750-	426+	1+	5+	362-	1+	7-	7-	13-	
STATE POLICE	83 114	1215 1193	1329 1193	159 116	14 7	82 37	124 52	6 7	29 26	34 15	36 37	
CHANGE	44+	92+	136+	43+	7+	45+	92+	1-	3+	19+	1-	
MUNICIPAL	83 251	4153 4479	4404 4832	488 513	11 9	29 45	22 20	4 2	33 34	96 103	104 147	
CHANGE	102-	326-	428-	25-	2+	16-	2+	2+	1-	7-	43-	
BELLE PD	83 0	4 14	4 14	0 0	0 0	0 0	0 0	0 0	0 0	0 0	0 0	
CHANGE	0	10-	10-	0	0	0	0	0	0	0	0	
CHARLESTON PD	83 142	2740 2675	2882 436	421 15	10 6	23 32	20 18	4 2	26 28	81 91	79 108	
CHANGE	53-	260+	207+	15-	4+	9-	2+	2+	2-	10-	29-	
DUNBAR PD	83 12	289 328	301 355	12 24	0 3	0 2	0 0	0 0	1 1	8 11	5 11	
CHANGE	15-	39-	54-	12-	3-	2-	2-	0	0	3-	6-	
NITRO PD	83 17	184 399	201 429	8 13	0 0	1 0	1 0	0 0	0 0	0 1	2 3	
CHANGE	13-	215-	228-	5-	0	1+	1+	0	0	1-	1-	
ST ALBANS PD	83 27	187 328	214 355	20 14	1 0	5 10	0 0	0 0	3 2	7 0	6 7	
CHANGE	0	141-	141-	6+	1+	5-	0	0	1+	7+	1-	
SOUTH CHARLESTON PD	83 48	492 644	540 712	21 16	0 0	0 1	0 0	0 0	3 1	0 0	9 15	
CHANGE	20-	152-	172-	5+	0	1-	0	0	2+	0	6-	
CHESAPEAKE PD	83 0	0 3	0 3	0 2	0 0	0 0	0 0	0 0	0 0	0 0	0 0	
CHANGE	1-	2-	3-	2-	0	0	0	0	0	0	0	
MARMET PD	83 0	63 39	63 40	2 0	0 0	0 0	0 0	0 0	0 0	0 0	0 1	
CHANGE	1-	24+	23+	2+	0	0	0	0	0	0	1-	
EAST BANK PD	83 0	6 1	6 1	0 0	0 0	0 0	0 0	0 0	0 0	0 0	0 0	
CHANGE	0	5+	5+	0	0	0	0	0	0	0	0	

	COML VICE	SEX OFFENSES	PART II NARCOTIC AND DRUG	GAMBLING	ARRESTS FAMILY OFFENSES	BY CHARGE DRIVING UND INFL	LIQUOR LAWS	AGENCY TYPE DRUNK- ENNESS	DISORD CONDUCT	VAGRANCY	OTHER OFFENSES	SUSPICION	CURFEW LOITER	RUN- AWAYS
01A2Z	0 0 0	0 5- 0	1 8 7-	0 0 0	2 2+ 0	29 43 14-	0 0 0	53 190 137-	13 3 10+	0 0 0	34 68 34-	0 0 0	0 0 0	6 0 6+
01801	0 0 0	0 5- 0	1 8 7-	0 0 0	1 0 1+	8 13 5-	0 0 0	35 62 27-	13 3 10+	0 0 0	30 51 21-	0 0 0	0 0 0	6 0 6+
01802	0 0 0	0 0 0	0 0 0	0 0 0	1 0 1+	21 30 9-	0 0 0	18 128 110-	0 0 0	0 0 0	4 17 13-	0 0 0	0 0 0	0 0 0
019AL	0 0 0	3 12 9-	15 33 18-	0 0 0	3 2 1+	118 124 6-	2 5 3-	217 472 255-	58 69 11-	0 2 2-	148 224 76-	0 0 0	0 2 2-	8 0 2 6+
019RU	0 0 0	2 9 7-	13 25 12-	0 0 0	2 1 1+	74 62 12+	1 0 1+	118 262 144-	0 13 13-	0 1 1-	61 74 13-	0 0 0	0 0 0	0 0 0
01950	0 0 0	0 1 1-	2 2 0	0 0 0	2 0 2+	4 0 4+	0 0 0	31 54 23-	0 13 13-	0 1 1-	50 54 4-	0 0 0	0 0 0	0 0 0
019SP	0 0 0	2 8 6-	11 23 12-	0 0 0	0 1 1-	70 62 8+	1 0 1+	87 208 121-	0 0 0	0 0 0	11 20 9-	0 0 0	0 0 0	0 0 0
0192Z	0 0 0	1 3 2-	2 8 6-	0 0 0	1 1 0	44 62 18-	1 5 4-	99 210 111-	58 56 2+	0 1 1-	87 150 63-	0 0 0	0 2 2-	8 2 6+
01901	0 0 0	1 1 0	2 0 1+	0 0 0	0 1 1-	19 20 1-	0 1 1-	50 70 20-	51 19 32+	0 1 1-	43 11 32+	0 0 0	0 0 0	4 2 2+
01902	0 0 0	0 0 0	0 0 0	0 0 0	0 0 0	2 9 7-	0 0 0	0 3 3-	0 0 0	0 0 0	1 0 1+	0 0 0	0 0 0	0 0 0
01903	0 0 0	0 0 0	0 0 0	0 0 0	0 0 0	14 16 2-	1 0 1+	27 72 45-	0 11 11-	0 0 0	2 2 0	0 0 0	0 0 0	1 0 1+
01904	0 0 0	0 2 2-	0 7 7-	0 0 0	1 0 1+	9 17 8-	0 4 4-	22 65 43-	7 26 19-	0 0 0	41 137 96-	0 0 0	0 2 2-	3 0 3+
020AL	53 39 19+	100 50 50+	292 249 43+	35 22 13+	134 217 83-	793 893 100-	108 62 46+	2596 3740 1144-	187 233 46-	1 1 0	2360 2328 32+	0 0 0	17 50 33-	38 42 4-
020RU	1 0 1+	16 12 4+	112 119 7-	1 1 1+	131 217 86-	352 389 37-	7 15 8-	701 1328 627-	0 0 0	0 0 0	1763 1869 106-	0 0 0	0 0 0	18 18 0
02050	0 0 0	12 4 8+	86 90 4-	0 0 0	127 217 90-	196 228 32-	3 0 3+	375 931 556-	0 0 0	0 0 0	1453 1573 120-	0 0 0	0 0 0	5 8 3-
020SP	1 0 1+	4 8 4-	26 29 3-	1 0 1+	4 0 4+	156 161 5-	4 15 11-	326 397 71-	0 0 0	0 0 0	310 296 14+	0 0 0	0 0 0	13 10 3+
0202Z	57 39 18+	84 38 46+	180 130 50+	34 22 12+	3 0 3+	441 504 63-	101 47 54+	1895 2412 517-	187 233 46-	1 1 0	597 459 138+	0 0 0	17 50 33-	20 24 4-
02001	0 0 0	0 0 0	0 0 0	0 0 0	0 0 0	0 1 1-	0 0 0	4 11 7-	0 2 2-	0 0 0	0 0 0	0 0 0	0 0 0	0 0 0
02002	57 39 18+	68 23 40+	114 86 28+	34 22 12+	2 0 2+	200 188 12+	65 1 64+	1256 1232 24+	83 107 24-	0 0 0	324 228 96+	0 0 0	0 2 2-	15 21 6-
02003	0 0 0	4 2 2+	22 21 1+	0 0 0	0 0 0	56 68 12-	7 20 13-	125 145 20-	16 10 6+	0 0 0	45 35 10+	0 0 0	0 0 0	0 0 0
02004	0 0 0	1 1 0	3 7 4-	0 0 0	1 0 1+	47 96 49-	3 1 2+	84 192 108-	16 28 12-	0 1 1-	27 71 44-	0 0 0	7 15 8-	0 0 0
02005	0 0 0	4 4 0	6 0 5+	0 0 0	0 0 0	62 53 9+	13 17 4-	50 211 161-	17 17 0	0 0 0	17 11 6+	0 0 0	0 9 9-	3 0 3+
02006	0 0 0	7 3 4+	24 8 16+	0 0 0	0 0 0	35 85 50-	13 7 6+	257 420 163-	45 52 7-	0 0 0	115 78 37+	0 0 0	10 24 14-	1 2 1-
02007	0 0 0	0 0 0	0 0 0	0 0 0	0 0 0	0 0 0	0 0 0	0 1 1-	0 0 0	0 0 0	0 0 0	0 0 0	0 0 0	0 0 0
02018	0 0 0	0 0 0	2 1 1+	0 0 0	0 0 0	14 10 4+	0 0 0	41 20 21+	3 7 4-	0 0 0	1 0 1+	0 0 0	0 0 0	0 1 1-
02011	0 0 0	0 0 0	0 0 0	0 0 0	0 0 0	1 1 0	0 0 0	5 0 5+	0 0 0	0 0 0	0 0 0	0 0 0	0 0 0	0 0 0

PAGE 29
PART II ARRESTS BY CHARGE AND AGENCY TYPE
JUVENILE ADULTS GRAND TOTAL OTHER ASSAULTS ARSON FORGERY FRAUD EMBEZZLE STOLEN PROPERTY VANDAL ILLEGAL WEAPONS

GLASGOW PD	83	0	1	1	1	0	0	0	0	0	0	0
	82	0	3	3	0	0	0	0	0	0	0	0
CHANGE	0	2-	2-	1+	0	0	0	0	0	0	0	0
CLENDENIN PD	83	0	93	93	2	0	0	0	0	0	0	1
	82	0	171	171	8	0	0	0	0	0	0	1
CHANGE	0	78-	78-	6-	0	0	0	0	0	0	0	0
CEDAR GROVE PD	83	5	69	74	1	0	0	0	0	0	0	1
	82	3	68	71	0	0	0	0	0	0	0	1
CHANGE	2+	1+	1+	1+	0	0	0	0	0	0	0	0
FRAIL PD	83	0	13	13	0	0	0	0	0	0	0	0
	82	0	0	0	0	0	0	0	0	0	0	0
CHANGE	0	13+	13+	0	0	0	0	0	0	0	0	0
HANDLEY PD	83	0	5	5	0	0	0	0	0	0	0	0
	82	0	0	0	0	0	0	0	0	0	0	0
CHANGE	0	5+	5+	0	0	0	0	0	0	0	0	0
W VA ST COLLEGE SECURITY	83	0	7	7	0	0	0	1	0	0	0	1
	82	1	2	3	0	0	0	0	0	0	0	0
CHANGE	1-	5+	4+	0	0	0	1+	0	0	0	0	1+

LEWIS CTY	TOTAL	83	22	538	560	51	1	3	0	1	7	67
	82	12	569	581	36	1	0	2	0	2	0	53
CHANGE	10+	31-	21-	15+	0	3+	2-	0	1-	7+	14+	0

RURAL	83	13	352	365	50	1	3	0	0	1	3	67
	82	9	369	378	36	0	0	2	0	2	0	53
CHANGE	4+	17-	13-	14+	1	3+	2-	0	1-	3+	14+	0
SHERIFF	83	9	311	320	48	1	0	0	0	0	3	66
	82	6	336	342	34	0	0	0	0	2	0	52
CHANGE	3+	25-	22-	14+	1+	0	0	0	2-	3+	14+	0
STATE POLICE	83	4	41	45	2	0	3	0	0	1	0	1
	82	3	33	36	2	1	0	2	0	0	0	1
CHANGE	1+	8+	9+	0	1-	3+	2-	0	1+	0	0	0
MUNICIPAL	83	9	186	195	1	0	0	0	0	0	4	0
	82	3	200	203	0	0	0	0	0	0	0	0
CHANGE	6+	14-	8-	1+	0	0	0	0	0	0	4+	0
WESTON PD	83	9	186	195	1	0	0	0	0	0	4	0
	82	3	200	203	0	0	0	0	0	0	0	0
CHANGE	6+	14-	8-	1+	0	0	0	0	0	0	4+	0

LINCOLN CTY	TOTAL	83	13	283	296	17	6	7	30	0	5	40
	82	32	287	319	18	10	7	26	0	18	10	20
CHANGE	19-	4-	23-	1-	4-	0	4+	0	13-	5-	20+	0

RURAL	83	13	282	295	17	6	7	30	0	5	4	40
	82	32	284	316	18	10	7	26	0	18	10	20
CHANGE	19-	2-	21-	1-	4-	0	4+	0	13-	6-	20+	0
SHERIFF	83	1	118	119	6	0	1	28	0	0	3	25
	82	7	95	102	13	0	1	26	0	0	2	13
CHANGE	6-	23+	17+	7-	0	0	2+	0	0	0	2-	12+
STATE POLICE	83	12	164	176	11	6	6	2	0	5	1	15
	82	25	189	214	5	10	6	0	0	18	5	7
CHANGE	13-	25-	38-	6+	4-	0	2+	0	13-	4-	8+	0
MUNICIPAL	83	0	1	1	0	0	0	0	0	0	1	0
	82	0	3	3	0	0	0	0	0	0	0	0
CHANGE	0	2-	2-	0	0	0	0	0	0	0	1+	0
HAMLIN PD	83	0	1	1	0	0	0	0	0	0	1	0
	82	0	3	3	0	0	0	0	0	0	0	0
CHANGE	0	2-	2-	0	0	0	0	0	0	0	1+	0

LOGAN CTY	TOTAL	83	26	1032	1058	45	2	13	23	2	16	52
	82	76	1689	1765	136	6	10	5	1	26	37	48
CHANGE	50-	657-	707-	91-	4-	3+	18+	1+	10-	18-	4+	0

RURAL	83	15	829	844	17	1	13	20	1	12	14	41
	82	73	1386	1459	116	6	10	5	0	18	34	36
CHANGE	58-	557-	615-	99-	5-	3+	15+	1+	6-	20-	5+	0
SHERIFF	83	2	633	635	3	0	1	0	0	2	0	30
	82	1	871	872	11	0	1	0	0	0	0	20
CHANGE	1+	238-	237-	8-	0	0	0	0	2+	0	10+	0
STATE POLICE	83	13	196	209	14	1	12	20	1	10	14	11
	82	72	515	587	105	6	9	5	0	18	34	16
CHANGE	59-	319-	378-	91-	5-	3+	15+	1+	8-	20-	5-	0
MUNICIPAL	83	11	203	214	28	1	0	3	1	4	5	11
	82	3	303	306	20	0	0	1	1	8	3	12
CHANGE	8+	100-	92-	8+	1+	0	3+	0	4-	2+	1-	0
LOGAN PD	83	7	113	120	16	1	0	1	0	4	5	4
	82	0	124	124	10	0	0	0	0	0	3	8
CHANGE	7+	11-	4-	6+	1+	0	1+	0	4+	2+	4-	0
MAN PD	83	0	37	37	5	0	0	2	0	0	0	1
	82	1	47	48	3	0	0	0	1	8	0	0
CHANGE	1-	10	11-	2+	0	0	2+	1-	8-	0	0	1+

	COML VICE	SEX OFFENSES	NARCOTIC AND DRUG	PART II GAMBLING	ARRESTS BY FAMILY OFFENSES	PAGE 30 BY CHARGE DRIVING UND INFL	AND LIQUOR LAWS	AGENCY TYPE DRUNK-ENNESS	DISORD CONDUCT	VAGRANCY	OTHER OFFENSES	SUSPICION	CURFEW LOITEP	RIH-
02013	0	0	0	0	0	0	0	0	0	0	0	0	0	0
02014	0	0	8	0	0	11	0	60	6	0	5	0	0	0
02016	0	0	1	0	0	3	0	4	0	0	63	0	0	1
02017	0	0	0	0	0	9	0	3	0	1	0	0	0	0
02018	0	0	0	0	0	3	0	2	0	0	0	0	0	0
02020	0	0	0	0	0	0	0	4	1	0	0	0	0	0
*****	*****	*****	*****	*****	*****	*****	*****	*****	*****	*****	*****	*****	*****	*****
021AL	0	2	22	0	3	32	0	104	13	0	252	0	0	2
021RU	0	2	22	0	3	20	0	32	0	0	159	0	0	2
02150	0	0	21	0	3	11	0	24	0	0	143	0	0	0
0215P	0	2	1	0	0	9	0	8	0	0	16	0	0	2
021Z2	0	0	0	0	0	12	0	72	13	0	93	0	0	0
02101	0	0	0	0	0	12	0	72	13	0	93	0	0	0
*****	*****	*****	*****	*****	*****	*****	*****	*****	*****	*****	*****	*****	*****	*****
022AL	0	4	13	0	5	37	1	51	9	3	60	0	0	3
022RU	0	4	13	0	5	37	1	51	9	3	60	0	0	3
02250	0	0	8	0	4	12	1	2	3	3	23	0	0	0
0225P	0	4	5	0	1	25	0	49	6	0	37	0	0	3
022Z2	0	0	0	0	0	0	0	0	0	0	0	0	0	0
02201	0	0	0	0	0	0	0	0	0	0	0	0	0	0
*****	*****	*****	*****	*****	*****	*****	*****	*****	*****	*****	*****	*****	*****	*****
023AL	0	3	45	0	1	58	26	300	8	0	442	0	1	2
023RU	0	1	28	0	0	44	0	230	0	0	420	0	0	2
02350	0	0	14	0	0	19	0	169	0	0	397	0	0	0
0235P	0	1	14	0	0	25	0	61	0	0	23	0	0	2
023Z2	0	2	17	0	1	14	26	70	8	0	22	0	1	0
02301	0	2	6	0	1	2	26	38	1	0	12	0	1	0
02302	0	0	0	0	0	10	0	16	2	0	1	0	0	0

PAGE 33
PART II ARRESTS BY CHARGE AND AGENCY TYPE

		JUVENILE	ADULTS	GRAND TOTAL	OTHER ASSAULTS	ARSON	FORGERY	FRAUD	EMBEZZLE	STOLEN PROPERTY	VANDAL	ILLEGAL WEAPONS
CHAPMANVILLE PD	83	4	53	57	7	0	0	0	1	0	0	6
	82	2	132	134	7	0	0	0	0	0	0	4
	CHANGE	2+	79-	77-	0	0	0	0	1+	0	0	2+

MCDOWELL CTY TOTAL	83	15	980	995	30	1	7	0	0	5	2	21
	82	19	1300	1319	35	4	3	7	32	4	12	47
	CHANGE	4-	320-	324-	5-	3-	4+	7-	32-	1+	10-	26-

RURAL	83	8	635	643	10	1	7	0	0	5	7	14
	82	15	694	709	27	4	7	7	12	4	12	47
	CHANGE	7-	59-	66-	12-	3-	4+	7-	32-	1+	10-	28-
SHERIFF	83	3	418	421	0	0	0	0	0	0	0	13
	82	6	404	410	0	0	0	0	0	0	0	33
	CHANGE	3-	14+	11+	0	0	0	0	0	0	0	29-
STATE POLICE	83	5	217	222	10	1	7	0	0	5	2	1
	82	9	290	299	22	4	3	7	32	4	12	9
	CHANGE	4-	73-	77-	12-	3-	4+	7-	32-	1+	10-	8-
MUNICIPAL	83	7	345	352	20	0	0	0	0	0	0	7
	82	4	606	610	13	0	0	0	0	0	0	5
	CHANGE	3+	261-	258-	7+	0	0	0	0	0	0	2+
KEYSTONE PD	83	0	0	0	0	0	0	0	0	0	0	0
	82	0	0	0	0	0	0	0	0	0	0	0
	CHANGE	0	0	0	0	0	0	0	0	0	0	0
WAR PD	83	0	130	130	0	0	0	0	0	0	0	1
	82	0	251	251	0	0	0	0	0	0	0	0
	CHANGE	0	121-	121-	0	0	0	0	0	0	0	1+
WELCH PD	83	0	0	0	0	0	0	0	0	0	0	0
	82	0	0	0	0	0	0	0	0	0	0	0
	CHANGE	0	0	0	0	0	0	0	0	0	0	0
ANAWALT PD	83	0	1	1	0	0	0	0	0	0	0	0
	82	0	8	8	0	0	0	0	0	0	0	0
	CHANGE	0	7-	7-	0	0	0	0	0	0	0	0
GARY PD	83	0	5	5	0	0	0	0	0	0	0	0
	82	1	22	23	1	0	0	0	0	0	0	0
	CHANGE	1-	17-	18-	1-	0	0	0	0	0	0	0
NORTH FORK PD	83	0	0	0	0	0	0	0	0	0	0	0
	82	0	11	11	0	0	0	0	0	0	0	0
	CHANGE	0	11-	11-	0	0	0	0	0	0	0	0
DAVY PD	83	0	109	109	19	0	0	0	0	0	0	6
	82	0	79	79	2	0	0	0	0	0	0	0
	CHANGE	0	30+	30+	17+	0	0	0	0	0	0	6+
KIMBALL PD	83	1	15	16	0	0	0	0	0	0	0	0
	82	0	23	23	0	0	0	0	0	0	0	0
	CHANGE	1+	8-	7-	0	0	0	0	0	0	0	0
IEAGER PD	83	6	43	49	0	0	0	0	0	0	0	0
	82	0	71	71	0	0	0	0	0	0	0	5
	CHANGE	6+	28-	22-	0	0	0	0	0	0	0	5-
BRADSHAW PD	83	0	42	42	1	0	0	0	0	0	0	0
	82	3	141	144	10	0	0	0	0	0	0	0
	CHANGE	3-	99-	102-	9-	0	0	0	0	0	0	0

MARION CTY TOTAL	83	41	1964	2005	279	3	14	28	5	40	35	76
	82	76	2567	2643	246	7	24	72	4	35	38	79
	CHANGE	35-	603-	638-	33+	4-	10-	44-	1+	5+	3-	3-

RURAL	83	19	1134	1153	215	0	5	26	5	21	33	48
	82	20	1269	1289	179	4	14	64	2	22	33	56
	CHANGE	1-	135-	136-	36+	4-	9-	38-	3+	1-	0	8-
SHERIFF	83	0	918	918	205	0	3	11	4	16	33	43
	82	7	1057	1064	174	0	12	48	1	15	33	48
	CHANGE	7-	139-	146-	31+	0	9-	37-	3+	1+	0	5-
STATE POLICE	83	19	216	235	10	0	2	15	1	5	0	5
	82	13	212	225	5	4	2	16	1	7	0	8
	CHANGE	6+	4+	10+	5+	4-	0	1-	0	2-	0	3-
MUNICIPAL	83	22	830	852	64	3	9	2	0	19	2	28
	82	56	1298	1354	67	3	10	8	2	13	5	23
	CHANGE	34-	468-	502-	3-	0	1-	6-	2-	6+	3-	5+
FAIRMONT PD	83	21	776	797	61	3	9	2	0	19	0	25
	82	54	1234	1288	63	2	10	8	2	13	5	21
	CHANGE	33-	458-	491-	2-	1+	1-	6-	2-	6+	5-	5+
MANNINGTON PD	83	0	22	22	1	0	0	0	0	0	0	1
	82	0	34	34	1	1	0	0	0	0	0	0
	CHANGE	0	12-	12-	0	1-	0	0	0	0	0	1+
RIVESVILLE PD	83	0	0	0	0	0	0	0	0	0	0	0
	82	0	1	1	0	0	0	0	0	0	0	0
	CHANGE	0	1-	1-	0	0	0	0	0	0	0	0
MONONGAH PD	83	0	1	1	0	0	0	0	0	0	0	0
	82	1	5	6	0	0	0	0	0	0	0	0
	CHANGE	1-	4-	5-	0	0	0	0	0	0	0	0
FAIRVIEW PD	83	1	11	12	0	0	0	0	0	0	0	1
	82	0	5	5	0	0	0	0	0	0	0	0
	CHANGE	1+	6+	7+	0	0	0	0	0	0	0	1+

	COMPL VICE	SEX OFFENSES	NARCOTIC AND DRUG	PART II GAMBLING	ARRESTS BY FAMILY OFFENSES	CHARGE DRIVING UND INFL	LIQUOR LAWS	AGENCY TYPE DRUNK-ENNESS	DISORD CONDUCT	VAGRANCY	OTHER OFFENSES	SUSPICION	CURFEW LOITER	RUN-AWAYS
02303	0 0 0	0 0 0	11 13 2-	0 0 0	0 0 0	2 9 7-	0 0 0	16 81 65-	5 8 3-	0 1 1-	9 11 2-	0 0 0	0 0 0	0 0 0
024AI	0 0 0	4 1 3+	50 16 14+	78 18 60+	0 2 2-	53 94 41-	1 9 8-	312 590 278-	21 14 7+	0 7 7-	426 422 4+	0 0 0	0 0 0	4 2 2+
024PU	0 0 0	2 1 1+	28 8 20+	78 18 60+	0 0 0	30 52 22-	0 5 5-	97 122 25-	0 0 0	0 6 6-	367 369 2-	0 0 0	0 0 0	2 2 0
02450	0 0 0	0 0 0	0 0 0	0 0 0	0 0 0	15 22 7-	0 0 0	46 57 11-	0 0 0	0 0 0	347 297 50+	0 0 0	0 0 0	0 1 1-
0245P	0 0 0	2 1 1+	28 8 20+	78 18 60+	0 0 0	15 30 15-	0 5 5-	51 65 14-	0 0 0	0 6 6-	20 72 52-	0 0 0	0 0 0	2 1 1+
024Z2	0 0 0	2 0 2+	2 8 6-	0 0 0	0 2 2-	23 42 19-	1 4 3-	215 468 253-	21 14 7+	0 1 1-	59 53 6+	0 0 0	0 0 0	2 0 2+
02401	0 0 0	0 0 0	0 0 0	0 0 0	0 0 0	0 0 0	0 0 0	0 0 0	0 0 0	0 0 0	0 0 0	0 0 0	0 0 0	0 0 0
02402	0 0 0	0 0 0	0 0 0	0 0 0	0 0 0	3 1 2+	0 0 0	110 250 140-	8 0 8+	0 0 0	8 0 8+	0 0 0	0 0 0	0 0 0
02403	0 0 0	0 0 0	0 0 0	0 0 0	0 0 0	0 0 0	0 0 0	0 0 0	0 0 0	0 0 0	0 0 0	0 0 0	0 0 0	0 0 0
02404	0 0 0	0 0 0	0 0 0	0 0 0	0 0 0	0 2 2-	0 0 0	1 6 5-	0 0 0	0 0 0	0 0 0	0 0 0	0 0 0	0 0 0
02405	0 0 0	0 0 0	0 2 2-	0 0 0	0 0 0	3 7 4-	0 0 0	1 13 12-	0 0 0	0 0 0	1 0 1+	0 0 0	0 0 0	0 0 0
02406	0 0 0	0 0 0	0 0 0	0 0 0	0 0 0	0 0 0	0 0 0	6 6 6-	0 0 0	0 0 0	5 0 5-	0 0 0	0 0 0	0 0 0
02407	0 0 0	0 0 0	1 0 1+	0 0 0	0 0 0	2 2 0	0 0 0	41 55 14-	0 0 0	0 0 0	40 20 20+	0 0 0	0 0 0	0 0 0
02408	0 0 0	0 0 0	0 2 2-	0 0 0	0 0 0	8 15 7-	0 0 0	6 6 0	1 0 1+	0 0 0	1 0 1+	0 0 0	0 0 0	0 0 0
02409	0 0 0	2 0 2+	1 4 3-	0 0 0	0 0 0	0 0 0	0 0 0	32 54 22-	12 8 4+	0 0 0	0 0 0	0 0 0	0 0 0	2 0 2+
02412	0 0 0	0 0 0	0 0 0	0 0 0	0 2 2-	7 15 8-	1 4 3-	24 78 54-	0 6 6-	0 1 1-	9 28 19-	0 0 0	0 0 0	0 0 0
025AL	0 0 0	4 0 4+	20 49 29-	40 26 14+	3 8 5-	290 342 52-	4 1 3+	337 903 566-	10 2 8+	0 0 0	812 800 12+	0 0 0	1 1 0	4 6 2-
025RU	0 0 0	2 0 2+	17 35 15-	15 16 1-	2 7 5-	152 136 16+	4 0 4+	140 275 135-	0 0 0	0 0 0	464 440 24+	0 0 0	0 0 0	4 6 2-
02550	0 0 0	1 0 1+	6 21 15-	0 0 0	0 6 6-	96 104 8-	0 0 0	99 215 116-	0 0 0	0 0 0	401 387 14+	0 0 0	0 0 0	0 0 0
0255P	0 0 0	1 0 1+	11 14 3-	15 16 1-	2 1 1+	56 32 24+	4 0 4+	41 60 19-	0 0 0	0 0 0	63 53 10+	0 0 0	0 0 0	4 6 2-
025Z2	0 0 0	2 0 2+	3 14 11-	25 10 15+	1 1 0	138 206 68-	0 1 1-	197 628 431-	10 2 8+	0 0 0	348 360 12-	0 0 0	1 1 0	0 0 0
02501	0 0 0	0 0 0	3 11 8-	25 10 15+	1 1 0	131 193 62-	0 1 1-	164 587 423-	7 1 6+	0 0 0	346 360 14-	0 0 0	0 0 0	0 0 0
02502	0 0 0	2 0 2+	0 2 2-	0 0 0	0 0 0	0 0 0	0 0 0	18 29 11-	0 1 1-	0 0 0	0 0 0	0 0 0	0 0 0	0 0 0
02503	0 0 0	0 0 0	0 0 0	0 0 0	0 0 0	0 1 1-	0 0 0	0 0 0	0 0 0	0 0 0	0 0 0	0 0 0	0 0 0	0 0 0
02504	0 0 0	0 0 0	0 0 0	0 0 0	0 0 0	1 3 2-	0 0 0	0 3 3-	0 0 0	0 0 0	0 0 0	0 0 0	0 0 0	0 0 0
07505	0 0 0	0 0 0	0 0 0	0 0 0	0 0 0	1 0 1+	0 0 0	7 5 2+	1 0 1+	0 0 0	1 0 1+	0 0 0	1 0 1+	0 0 0

		PAGE 37			PART II ARRESTS BY CHARGE AND AGENCY TYPE								
		JUVENILE	ADULTS	GRAND TOTAL	OTHER ASSAULTS	ARSON	FORGERY	FRAUD	EMBEZZLE	STOLEN PROPERTY	VANDAL	ILLEGAL WEAPONS	
FARMINGTON PD	83	0	1	1	1	0	0	0	0	0	0	0	
	82	0	4	4	2	0	0	0	0	0	0	0	
	CHANGE	0	3-	3-	1-	0	0	0	0	0	0	0	
GRANT TOWN PD	83	0	19	19	1	0	0	0	0	0	2	0	
	82	1	15	16	1	0	0	0	0	0	0	2	
	CHANGE	1-	4+	3+	0	0	0	0	0	0	2+	2-	
HARRINGTON PD	83	0	0	0	0	0	0	0	0	0	0	0	
	82	0	0	0	0	0	0	0	0	0	0	0	
	CHANGE	0	0	0	0	0	0	0	0	0	0	0	
MARSHALL CTY	TOTAL	83	65	809	874	78	0	12	100	0	6	18	35
	82	108	1137	1245	94	6	10	190	2	14	29	53	
	CHANGE	43-	328-	371-	16-	6-	2+	90-	2-	8-	11-	18-	
RURAL	83	7	418	425	55	0	2	99	0	2	1	27	
	82	14	586	600	63	3	9	187	1	10	7	46	
	CHANGE	7-	168-	175-	8-	3-	7-	88-	1-	8-	6-	19-	
SHERIFF	83	6	343	349	47	0	1	98	0	2	0	25	
	82	9	503	512	57	3	4	187	1	10	5	45	
	CHANGE	3-	160-	163-	10-	3-	3-	89-	1-	8-	5-	20-	
STATE POLICE	83	1	75	76	8	0	1	1	0	0	1	2	
	82	5	83	88	6	0	5	0	0	0	2	1	
	CHANGE	4-	8-	12-	2+	0	4-	1+	0	0	1-	1+	
MUNICIPAL	83	58	391	449	23	0	10	1	0	4	17	8	
	82	94	551	645	31	3	1	3	1	4	22	7	
	CHANGE	36-	160-	196-	8-	3-	9+	2-	1-	0	5-	1+	
BENWOOD PD	83	19	35	54	2	0	0	0	0	0	15	0	
	82	36	83	119	9	0	0	0	1	0	17	0	
	CHANGE	17-	48-	65-	7-	0	0	0	1-	0	2-	0	
CAMERON PD	83	0	89	89	4	0	0	0	0	0	0	0	
	82	3	86	89	0	0	0	0	0	0	0	0	
	CHANGE	3-	3+	0	4+	0	0	0	0	0	0	0	
GLEN DALE PD	83	0	0	0	0	0	0	0	0	0	0	0	
	82	0	27	27	0	0	0	2	0	0	0	1	
	CHANGE	0	27-	27-	0	0	0	2-	0	0	0	1-	
MCMECHEN PD	83	1	40	41	3	0	0	0	0	0	0	1	
	82	1	62	63	0	1	0	0	0	1	0	1	
	CHANGE	0	22-	22-	3+	1-	0	0	0	1-	0	0	
MOUNDSVILLE PD	83	38	227	265	14	0	10	1	0	4	2	7	
	82	54	293	347	22	2	1	1	0	3	5	5	
	CHANGE	16-	66-	82-	8-	2-	9+	0	0	1+	3-	2+	
MASON CTY	TOTAL	83	97	859	956	89	3	32	120	0	7	11	31
	82	152	1069	1221	131	24	9	209	2	6	25	41	
	CHANGE	55-	210-	265-	42-	21-	23+	89-	2-	1+	14-	10-	
RURAL	83	64	519	583	71	2	32	118	0	4	2	29	
	82	123	649	772	110	24	9	209	2	4	10	33	
	CHANGE	59-	130-	189-	39-	22-	23+	91-	2-	0	8-	4-	
SHERIFF	83	57	456	513	69	2	32	118	0	2	2	28	
	82	100	594	694	107	9	9	209	2	4	10	33	
	CHANGE	43-	138-	181-	38-	7-	23+	91-	2-	2-	8-	5-	
STATE POLICE	83	7	63	70	2	0	0	0	0	2	0	1	
	82	23	55	78	3	15	0	0	0	0	0	0	
	CHANGE	16-	8+	8-	1-	15-	0	0	0	2+	0	1+	
MUNICIPAL	83	33	340	373	18	1	0	2	0	3	9	2	
	82	29	420	449	21	0	0	0	0	2	15	8	
	CHANGE	4+	80-	76-	3-	1+	0	2+	0	1+	6-	6-	
POINT PLEASANT PD	83	9	275	284	7	1	0	0	0	0	5	1	
	82	5	311	316	6	0	0	0	0	1	8	6	
	CHANGE	4+	36-	32-	1+	1+	0	0	0	1-	3-	5-	
NEW HAVEN PD	83	2	11	13	0	0	0	0	0	1	0	1	
	82	15	43	58	11	0	0	0	0	0	7	2	
	CHANGE	13-	32-	45-	11-	0	0	0	0	1+	7-	1-	
MASON PD	83	22	50	72	9	0	0	2	0	2	2	0	
	82	9	49	58	4	0	0	0	0	1	0	0	
	CHANGE	13+	1+	14+	5+	0	0	2+	0	1+	2+	0	
HENDERSON PD	83	0	4	4	2	0	0	0	0	0	2	0	
	82	0	17	17	0	0	0	0	0	0	0	0	
	CHANGE	0	13-	13-	2+	0	0	0	0	0	2+	0	
HARTFORD PD	83	0	0	0	0	0	0	0	0	0	0	0	
	82	0	0	0	0	0	0	0	0	0	0	0	
	CHANGE	0	0	0	0	0	0	0	0	0	0	0	
LEON PD	83	0	0	0	0	0	0	0	0	0	0	0	
	82	0	0	0	0	0	0	0	0	0	0	0	
	CHANGE	0	0	0	0	0	0	0	0	0	0	0	
MERCER CTY	TOTAL	83	76	2448	2524	371	2	62	399	6	47	76	86
	82	139	3255	3394	308	0	62	401	3	58	62	94	
	CHANGE	63-	807-	870-	63+	2+	0	2-	3+	11-	14+	8-	

	COML VICE	SEX OFFENSES	PART II NARCOTIC AND DRUG	GAMBLING	ARRESTS FAMILY OFFENSES	PAGE 38 BY CHARGE DRIVING UND INFL	AND AGENCY LIQUOR LAWS	TYPE DRUNK- ENNESS	DISORD CONDUCT	VAGRANCY	OTHER OFFENSES	SUSPICION	CURFEN LOITER	RUN- TIMES
02506	0	0	0	0	0	0	0	0	0	0	0	0	0	
02507	0	0	0	0	0	5	0	8	2	0	1	0	0	
02508	0	0	0	0	0	0	0	0	0	0	0	0	0	
026AL	0	2	5	4	8	108	3	127	227	1	111	0	18	
026RU	0	1	3	4	8	71	0	51	17	0	82	0	0	
02650	0	1	0	0	8	27	0	42	17	0	60	0	0	
0265P	0	0	3	4	0	24	0	9	0	0	22	0	0	
026ZZ	0	1	2	0	0	37	3	76	210	1	29	0	18	
02601	0	0	0	0	0	3	3	16	15	0	0	0	0	
02602	0	0	0	0	0	0	0	20	37	1	27	0	0	
02603	0	0	0	0	0	0	0	0	0	0	0	0	0	
02604	0	0	0	0	0	17	0	18	0	0	2	0	0	
02605	0	1	2	0	0	17	0	22	158	0	0	0	18	
027AL	0	6	21	2	0	110	4	296	2	1	186	0	1	
027RU	0	6	15	2	0	57	0	54	1	1	155	0	1	
02750	0	6	7	0	0	45	0	38	1	1	133	0	1	
0275P	0	0	8	2	0	12	0	16	0	0	22	0	0	
027ZZ	0	0	6	0	0	53	4	242	1	0	31	0	0	
02701	0	0	4	0	0	48	0	196	0	0	22	0	0	
02702	0	0	0	0	0	1	3	6	0	0	1	0	0	
02703	0	0	2	0	0	4	1	40	1	0	8	0	0	
02704	0	0	0	0	0	0	0	0	0	0	0	0	0	
02705	0	0	0	0	0	0	0	0	0	0	0	0	0	
02706	0	0	0	0	0	0	0	0	0	0	0	0	0	
028AL	1	7	25	2	69	269	0	515	54	0	527	0	2	

PAGE 41
 PART II ARRESTS BY CHARGE AND AGENCY TYPE
 JUVENILE ADULTS GRAND TOTAL OTHER ASSAULTS

					ARSON	FORGERY	FPAUD	EMBEZZLE	STOLEN PROPERTY	VANDAL	ILLICIT TRAFFIC	
RURAL	83	7	1391	1398	337	0	48	398	6	5	67	60
	82	15	1400	1415	264	0	53	400	1	8	53	53
CHANGE		8-	9-	17-	73+	0	5-	2-	5+	3-	14+	7-
SHERIFF	83	5	1170	1175	314	0	6	396	6	2	67	58
	82	5	1184	1189	253	0	12	400	1	4	53	41
CHANGE		0	14-	14-	61+	0	6-	4-	5+	2-	14+	17+
STATE POLICE	83	2	221	221	21	0	42	2	0	1	0	0
	82	10	216	226	11	0	41	0	0	4	0	11
CHANGE		8-	5+	5-	12+	0	1+	2+	0	1	0	10
MUNICIPAL	83	69	1057	1126	34	2	14	1	0	42	9	26
	82	124	1855	1979	44	0	9	1	2	50	9	41
CHANGE		55-	798-	853-	10-	2+	5+	0	2-	8-	0	15-
ATHENS PD	83	0	0	0	0	0	0	0	0	0	0	0
	82	0	0	0	0	0	0	0	0	0	0	0
CHANGE		0	0	0	0	0	0	0	0	0	0	0
BLUEFIELD PD	83	20	556	576	11	1	2	1	0	42	0	7
	82	44	937	981	32	0	6	0	2	50	0	19
CHANGE		24-	381-	405-	21-	1+	4-	1+	2-	8-	0	12-
PRINCETON PD	83	47	464	511	15	0	12	0	0	0	7	18
	82	73	892	965	6	0	3	1	0	0	5	22
CHANGE		26-	428-	454-	9+	0	9+	1-	0	0	2+	4-
MATOAKA PD	83	2	35	37	8	1	0	0	0	0	2	1
	82	7	25	32	6	0	0	0	0	0	4	0
CHANGE		5-	10+	5+	2+	1+	0	0	0	0	2-	1+
BRAMWELL PD	83	0	0	0	0	0	0	0	0	0	0	0
	82	0	0	0	0	0	0	0	0	0	0	0
CHANGE		0	0	0	0	0	0	0	0	0	0	0
CONCORD COL SECURITY	83	0	1	1	0	0	0	0	0	0	0	0
	82	0	1	1	0	0	0	0	0	0	0	0
CHANGE		0	0	0	0	0	0	0	0	0	0	0
BLUEFIELD ST SECURITY	83	0	1	1	0	0	0	0	0	0	0	0
	82	0	0	0	0	0	0	0	0	0	0	0
CHANGE		0	1+	1+	0	0	0	0	0	0	0	0

MINERAL CTY TOTAL	83	42	237	279	23	0	1	18	0	6	21	39
	82	24	327	351	29	2	6	7	0	5	18	49
CHANGE		18+	90-	72-	6-	2-	5-	11+	0	1+	3+	10-

RURAL	83	30	149	179	7	0	1	18	0	6	19	31
	82	6	148	154	11	0	2	7	0	0	10	45
CHANGE		24+	1+	25+	4-	0	1-	11+	0	6+	9+	14-
SHERIFF	83	8	53	61	1	0	0	1	0	3	0	26
	82	3	91	94	5	0	2	3	0	0	0	45
CHANGE		5+	38-	33-	4-	0	2-	2-	0	3+	0	19-
STATE POLICE	83	22	96	118	6	0	1	17	0	3	19	5
	82	3	57	60	6	0	0	4	0	0	10	0
CHANGE		19+	39+	58+	0	0	1+	13+	0	3+	9+	5+
MUNICIPAL	83	12	88	100	16	0	0	0	0	0	2	8
	82	18	179	197	18	2	4	0	0	5	8	4
CHANGE		6-	91-	97-	2-	2-	4-	0	0	5-	6-	4+
KEYSER PD	83	11	78	89	13	0	0	0	0	0	2	7
	82	16	148	164	11	2	4	0	0	5	2	4
CHANGE		5-	70-	75-	2+	2-	4-	0	0	5-	0	3+
PIEDMONT PD	83	1	10	11	3	0	0	0	0	0	0	1
	82	2	31	33	7	0	0	0	0	0	6	0
CHANGE		1-	21-	22-	4-	0	0	0	0	0	6-	1+
RIDGELEY PD	83	0	0	0	0	0	0	0	0	0	0	0
	82	0	0	0	0	0	0	0	0	0	0	0
CHANGE		0	0	0	0	0	0	0	0	0	0	0
ELK GARDEN PD	83	0	0	0	0	0	0	0	0	0	0	0
	82	0	0	0	0	0	0	0	0	0	0	0
CHANGE		0	0	0	0	0	0	0	0	0	0	0
POTOMAC ST SECURITY	83	0	0	0	0	0	0	0	0	0	0	0
	82	0	0	0	0	0	0	0	0	0	0	0
CHANGE		0	0	0	0	0	0	0	0	0	0	0

MINGO CTY TOTAL	83	42	2325	2367	153	2	8	17	2	11	33	81
	82	56	2999	3055	111	3	11	9	2	20	48	91
CHANGE		14-	674-	688-	42+	1-	3-	8+	0	9-	15-	3-

RURAL	83	3	1019	1022	109	1	7	14	1	8	23	59
	82	10	1311	1321	71	3	10	3	2	20	34	63
CHANGE		7-	292-	299-	38+	2-	3-	11+	1-	12-	11-	4-
SHERIFF	83	1	923	924	105	1	6	11	1	5	15	53
	82	1	1204	1205	63	2	8	3	2	14	34	57
CHANGE		0	281-	281-	42+	1-	2-	8+	1-	7-	19-	4-
STATE POLICE	83	2	96	98	4	0	1	3	0	3	8	6
	82	9	107	116	8	1	2	0	0	6	0	6
CHANGE		7-	11-	18-	4-	1-	1-	3+	0	3-	8+	0
MUNICIPAL	83	39	1306	1345	44	1	1	3	1	3	10	22
	82	46	1688	1734	40	0	1	6	0	0	14	21
CHANGE		7	382-	389-	4+	1+	0	3	1+	3	4	1+

	COML VICE	SEX OFFENSES	NARCOTIC AND DRUG	PART II GAMBLING	ARRESTS FAMILY OFFENSES	BY CHARGE DRIVING UND INFL	PAGE 42 LIQUOR LAWS	AND AGENCY TYPE DRUNK-ENNESS	DISORD CONDUCT	VAGRANCY	OTHER OFFENSES	SUSPICION LOITER	CURFEW	RUN-AWAYS
02ARU	1 1 0	1 5 4-	12 10 2+	2 0 2+	69 142 73-	80 73 7+	0 0 0	13 117 104-	0 4 4-	0 0 0	297 228 69+	0 0 0	0 0 0	2 3 1-
02850	1 1 0	1 5 4-	1 9 8-	2 0 2+	62 136 74-	23 28 5-	0 0 0	1 38 37-	0 4 4-	0 0 0	235 204 31+	0 0 0	0 0 0	0 0 0
02ASP	C 0 0	0 0 0	11 1 10+	0 0 0	7 6 1+	57 45 12+	0 0 0	12 79 67-	0 0 0	0 0 0	62 24 38+	0 0 0	0 0 0	2 3 1-
02822	0 0 0	6 12 6-	13 23 10-	0 0 0	0 0 0	189 145 44+	0 1 1-	502 1387 885-	54 60 6-	0 0 0	230 184 46+	0 0 0	2 5 3-	2 6 4-
02801	0 0 0	0 0 0	0 0 0	0 0 0	0 0 0	0 0 0	0 0 0	0 0 0	0 0 0	0 0 0	0 0 0	0 0 0	0 0 0	0 0 0
02802	0 0 0	1 2 1-	7 14 7-	0 0 0	0 0 0	59 86 27-	0 1 1-	352 672 320-	47 58 11-	0 0 0	44 37 7+	0 0 0	0 0 0	2 2 0
02803	0 0 0	5 10 5-	6 9 3-	0 0 0	0 0 0	127 59 68+	0 0 0	129 697 568-	4 2 2+	0 0 0	186 147 39+	0 0 0	2 0 2+	0 4 4-
02804	0 0 0	0 0 0	0 0 0	0 0 0	0 0 0	2 0 2+	0 0 0	20 17 3+	3 0 3+	0 0 0	0 0 0	0 0 0	0 5 5-	0 0 0
02805	0 0 0	0 0 0	0 0 0	0 0 0	0 0 0	0 0 0	0 0 0	0 0 0	0 0 0	0 0 0	0 0 0	0 0 0	0 0 0	0 0 0
02806	0 0 0	0 0 0	0 0 0	0 0 0	0 0 0	0 0 0	0 0 0	1 1 0	0 0 0	0 0 0	0 0 0	0 0 0	0 0 0	0 0 0
02807	0 0 0	0 0 0	0 0 0	0 0 0	0 0 0	1 0 1+	0 0 0	0 0 0	0 0 0	0 0 0	0 0 0	0 0 0	0 0 0	0 0 0
029AL	0 0 0	4 1 3+	19 8 11+	0 0 0	1 1 0	38 19 19+	2 30 28-	34 105 71-	7 19 12-	2 0 2+	47 47 0	0 0 0	0 1 1-	17 4 13+
029RU	0 0 0	4 1 3+	14 7 7+	0 0 0	1 1 0	23 15 8+	2 0 2+	12 22 10-	0 0 0	2 0 2+	33 32 1+	0 0 0	0 0 0	6 1 5+
02950	0 0 0	1 0 1+	6 0 6+	0 0 0	0 1 1-	2 2 0	0 0 0	0 3 3-	0 0 0	0 0 0	20 32 12-	0 0 0	0 0 0	1 1 0
0295P	0 0 0	3 1 2+	8 7 1+	0 0 0	1 0 1+	21 13 8+	2 0 2+	12 19 7-	0 0 0	2 0 2+	13 0 13+	0 0 0	0 0 0	5 0 5+
02922	0 0 0	0 0 0	5 1 4+	0 0 0	0 0 0	15 4 11+	0 30 30-	22 83 61-	7 19 12-	0 0 0	14 15 1-	0 0 0	0 1 1-	11 3 8+
02901	0 0 0	0 0 0	5 1 4+	0 0 0	0 0 0	14 4 10+	0 30 30-	22 77 55-	3 9 6-	0 0 0	13 11 2+	0 0 0	0 1 1-	10 3 7+
02902	0 0 0	0 0 0	0 0 0	0 0 0	0 0 0	1 0 1+	0 0 0	0 6 6-	4 10 6-	0 0 0	1 4 3-	0 0 0	0 0 0	1 0 1+
02903	0 0 0	0 0 0	0 0 0	0 0 0	0 0 0	0 0 0	0 0 0	0 0 0	0 0 0	0 0 0	0 0 0	0 0 0	0 0 0	0 0 0
02904	0 0 0	0 0 0	0 0 0	0 0 0	0 0 0	0 0 0	0 0 0	0 0 0	0 0 0	0 0 0	0 0 0	0 0 0	0 0 0	0 0 0
02905	0 0 0	0 0 0	0 0 0	0 0 0	0 0 0	0 0 0	0 0 0	0 0 0	0 0 0	0 0 0	0 0 0	0 0 0	0 0 0	0 0 0
030AL	0 0 0	9 17 8-	91 173 82-	3 1 2+	5 6 1-	341 232 109+	6 4 2+	1107 1929 822-	275 202 73+	7 1 6+	212 183 29+	0 0 0	0 0 0	4 19 15-
030RU	0 0 0	3 11 8-	49 105 56-	3 1 2+	2 4 2-	219 135 84+	6 4 2+	275 626 351-	73 71 2+	0 1 1-	169 149 20+	0 0 0	0 0 0	1 8 7-
030S0	0 0 0	2 10 8-	49 95 46-	0 0 0	2 4 2-	184 129 55+	1 3 2-	255 572 317-	73 69 4+	0 1 1-	161 139 22+	0 0 0	0 0 0	0 0 0
0305P	0 0 0	1 1 0	0 10 10-	3 1 2+	0 0 0	35 6 29+	5 1 4+	20 54 34-	0 2 2-	0 0 0	8 10 2-	0 0 0	0 0 0	1 8 7-
03022	0 0 0	6 6 0	42 68 26-	0 0 0	3 2 1+	122 97 25+	0 0 0	832 1303 471-	202 131 71+	7 0 7+	43 34 9+	0 0 0	0 0 0	3 11 8-

PAGE 45
PART II ARRESTS BY CHARGE AND AGENCY TYPE
JUVENILE ADULTS GRAND TOTAL OTHER ASSAULTS ARSON FORGERY FRAUD EMBEZZLE STOLEN PROPERTY VANDAL ILLEGAL WEAPONS

GILBERT PD	83	0	5	5	0	0	0	0	0	0	0	0
	82	5	18	23	3	0	0	0	0	0	0	1
CHANGE		5-	13-	18-	3-	0	0	0	0	0	0	1-
WILLIAMSON PD	83	39	990	1029	44	1	1	3	1	3	10	22
	82	38	1240	1278	37	0	1	6	0	0	14	20
CHANGE		1+	250-	249-	7+	1+	0	3-	1+	3+	4-	2+
KERMIT PD	83	0	163	163	0	0	0	0	0	0	0	0
	82	1	199	202	0	0	0	0	0	0	0	0
CHANGE		1	36	39	0	0	0	0	0	0	0	0
DELRARION PD	83	0	0	0	0	0	0	0	0	0	0	0
	82	0	62	62	0	0	0	0	0	0	0	0
CHANGE		0	62-	62-	0	0	0	0	0	0	0	0
MATEWAN PD	83	0	148	148	0	0	0	0	0	0	0	0
	82	0	169	169	0	0	0	0	0	0	0	0
CHANGE		0	21-	21-	0	0	0	0	0	0	0	0

MONONGALIA CTY TOTAL	83	44	1243	1287	106	2	25	25	1	18	61	34
	82	96	1573	1669	109	5	15	79	1	18	40	50
CHANGE		52-	330-	382-	3-	3-	10+	54-	0	0	21+	16-

RURAL	83	22	405	427	45	1	0	9	1	7	5	23
	82	8	513	521	51	2	5	72	0	6	11	32
CHANGE		14+	108-	94-	6-	1-	5-	63-	1+	1+	6-	9-
SHERIFF	83	1	125	126	15	0	0	0	0	1	0	19
	82	1	220	221	10	1	1	1	0	2	11	27
CHANGE		0	95-	95-	5+	1-	1-	1-	0	1-	11-	8-
STATE POLICE	83	21	280	301	30	1	0	9	1	6	5	4
	82	7	293	300	41	1	4	71	0	4	0	5
CHANGE		14+	13-	1+	11-	0	4-	62-	1+	2+	5+	1-
MUNICIPAL	83	22	838	860	61	1	25	16	0	11	56	11
	82	88	1060	1148	58	3	10	7	1	12	29	18
CHANGE		66-	222-	288-	3+	2-	15+	9+	1-	1-	27+	7-
MORGANTOWN PD	83	16	665	681	48	0	25	16	0	7	50	9
	82	70	754	824	41	2	9	7	1	9	25	16
CHANGE		54-	89-	143-	7+	2-	16+	9+	1-	2-	25+	7-
STAR CITY PD	83	0	15	15	0	0	0	0	0	2	0	0
	82	1	65	66	1	0	0	0	0	0	0	1
CHANGE		1-	50-	51-	1-	0	0	0	0	2+	0	1-
WESTOVER PD	83	5	100	105	6	1	0	0	0	1	2	1
	82	17	136	153	10	0	1	0	0	1	1	1
CHANGE		12-	36-	48-	4-	1+	1-	0	0	0	1+	0
OSAGE PD	83	0	0	0	0	0	0	0	0	0	0	0
	82	0	0	0	0	0	0	0	0	0	0	0
CHANGE		0	0	0	0	0	0	0	0	0	0	0
WVU SECURITY POLICE	83	0	46	46	7	0	0	0	0	1	4	1
	82	0	89	89	6	1	0	0	0	2	3	0
CHANGE		0	43-	43-	1+	1-	0	0	0	1-	1+	1+
GRANVILLE PD	83	1	12	13	0	0	0	0	0	0	0	0
	82	0	16	16	0	0	0	0	0	0	0	0
CHANGE		1+	4-	3-	0	0	0	0	0	0	0	0

MONROE CTY TOTAL	83	22	243	265	7	2	1	0	0	7	7	36
	82	10	336	346	5	30	3	0	0	4	6	30
CHANGE		12+	93-	81-	2+	28-	2-	0	0	3+	1+	6+

RURAL	83	4	207	211	7	2	1	0	0	6	3	36
	82	0	266	266	4	30	3	0	0	4	0	30
CHANGE		4+	59-	55-	3+	28-	2-	0	0	2+	3+	6+
SHERIFF	83	1	124	125	7	2	1	0	0	5	3	34
	82	0	131	131	3	25	2	0	0	1	0	22
CHANGE		1+	7-	6-	4+	23-	1-	0	0	4+	3+	12+
STATE POLICE	83	3	83	86	0	0	0	0	0	1	0	2
	82	0	135	135	1	5	1	0	0	3	0	8
CHANGE		3+	52-	49-	1-	5-	1-	0	0	2-	0	6-
MUNICIPAL	83	18	36	54	0	0	0	0	0	1	4	0
	82	10	70	80	1	0	0	0	0	0	6	0
CHANGE		8+	34-	26-	1-	0	0	0	0	1+	2-	0
ALDERSON PD	83	18	36	54	0	0	0	0	0	1	4	0
	82	10	70	80	1	0	0	0	0	0	6	0
CHANGE		8+	34-	26-	1-	0	0	0	0	1+	2-	0
UNION PD	83	0	0	0	0	0	0	0	0	0	0	0
	82	0	0	0	0	0	0	0	0	0	0	0
CHANGE		0	0	0	0	0	0	0	0	0	0	0
PETERSTOWN PD	83	0	0	0	0	0	0	0	0	0	0	0
	82	0	0	0	0	0	0	0	0	0	0	0
CHANGE		0	0	0	0	0	0	0	0	0	0	0

MORCAN CTY TOTAL	83	23	179	202	31	0	4	8	0	0	10	21
	82	12	255	267	42	0	1	28	0	5	13	23
CHANGE		11+	76-	65-	11-	0	3+	20-	0	5-	3-	2-

COML VICE	SEX OFFENSES	PART II		ARRESTS FAMILY OFFENSES	BY CHARGE DRIVING UND INFL	PAGE 46 AND AGENCY LIQUOR LAWS	TYPL DRUNK- ENNESS	DISORD CONDUCT	VAGRANCY	OTHER OFFENSES	SUSPITION (CURFEW LOITER	RUN AWAYS
		NARCOTIC AND DRUG	GAMBLING									
03001	0	0	0	0	0	0	4	1	0	0	0	0
	0	0	1	0	0	0	18	0	0	0	0	0
	0	0	1-	0	0	0	14-	1+	0	0	0	0
03002	0	6	42	0	3	122	0	524	201	0	43	0
	0	6	67	0	2	97	0	889	97	0	34	0
	0	0	25-	0	1+	25+	0	365-	104+	0	9+	0
03003	0	0	0	0	0	0	0	163	0	0	0	0
	0	0	0	0	0	0	0	199	0	0	0	0
	0	0	0	0	0	0	0	36-	0	0	0	0
03004	0	0	0	0	0	0	0	0	0	0	0	0
	0	0	0	0	0	0	0	67	0	0	0	0
	0	0	0	0	0	0	0	67-	0	0	0	0
03005	0	0	0	0	0	0	0	141	0	7	0	0
	0	0	0	0	0	0	0	135	34	0	0	0
	0	0	0	0	0	0	0	6+	34-	7+	0	0

031AL	0	2	21	6	4	184	3	310	99	0	369	0
	0	4	44	17	6	147	12	645	138	0	338	1
	0	2-	23-	11-	2-	37+	9-	335-	39-	0	39+	0

031RU	0	1	6	6	4	110	0	102	1	0	94	0
	0	1	4	11	5	67	4	171	0	0	79	1
	0	0	2+	5-	1-	43+	4-	69-	1+	0	15+	1+
03150	0	0	0	0	0	9	0	41	0	0	41	0
	0	0	3	0	1	16	2	100	0	0	46	0
	0	0	3-	0	1-	7-	2-	59-	0	0	5-	0
0315P	0	1	6	6	4	101	0	61	1	0	53	0
	0	1	1	11	4	51	2	71	0	0	33	1
	0	0	5+	5-	0	50+	2-	10-	1+	0	20+	1+
0312Z	0	1	15	0	0	74	3	208	98	0	275	0
	0	3	40	6	1	80	8	474	138	0	251	0
	0	2-	25-	6-	1-	6-	5-	266-	40-	0	24+	1-
03101	0	0	15	0	0	48	0	137	91	0	230	0
	0	2	37	0	1	56	2	306	133	0	169	1
	0	2-	22-	0	1-	8-	2-	169-	42-	0	61+	1-
03103	0	0	0	0	0	0	1	9	0	0	3	0
	0	0	0	0	0	1	3	47	3	0	10	0
	0	0	0	0	0	1-	2-	38-	3-	0	7-	0
03104	0	0	0	0	0	23	2	40	6	0	23	0
	0	1	3	0	0	21	2	88	2	0	21	0
	0	1-	3-	0	0	2+	0	48-	4+	0	2+	0
03105	0	0	0	0	0	0	0	0	0	0	0	0
	0	0	0	0	0	0	0	0	0	0	0	0
	0	0	0	0	0	0	0	0	0	0	0	0
03106	0	1	0	0	0	0	0	12	1	0	19	0
	0	0	0	6	0	0	0	20	0	0	51	0
	0	1+	0	6-	0	0	0	8-	1+	0	32-	0
03109	0	0	0	0	0	3	0	10	0	0	0	0
	0	0	0	0	0	2	1	13	0	0	0	0
	0	0	0	0	0	1+	1-	3-	0	0	0	0

032AL	0	1	27	0	0	31	0	23	19	0	104	0
	0	0	23	4	1	20	0	92	0	0	128	0
	0	1+	4+	4-	1-	11+	0	69-	19+	0	24-	0

032RU	0	1	24	0	0	21	0	6	0	0	104	0
	0	0	21	1	0	16	0	29	0	0	128	0
	0	1+	3+	1-	0	5+	0	23-	0	0	24-	0
03250	0	0	14	0	0	12	0	3	0	0	44	0
	0	0	16	1	0	10	0	18	0	0	33	0
	0	0	2-	1-	0	2+	0	15-	0	0	11+	0
0325P	0	1	10	0	0	9	0	3	0	0	60	0
	0	0	5	0	0	6	0	11	0	0	95	0
	0	1+	5+	0	0	3+	0	8-	0	0	35-	0
032ZZ	0	0	3	0	0	10	0	17	19	0	0	0
	0	0	2	3	1	4	0	63	0	0	0	0
	0	0	1+	3-	1-	6+	0	46-	19+	0	0	0
03201	0	0	3	0	0	10	0	17	19	0	0	0
	0	0	2	3	1	4	0	63	0	0	0	0
	0	0	1+	3-	1-	6+	0	46-	19+	0	0	0
03202	0	0	0	0	0	0	0	0	0	0	0	0
	0	0	0	0	0	0	0	0	0	0	0	0
	0	0	0	0	0	0	0	0	0	0	0	0
03203	0	0	0	0	0	0	0	0	0	0	0	0
	0	0	0	0	0	0	0	0	0	0	0	0
	0	0	0	0	0	0	0	0	0	0	0	0

033AL	0	0	6	0	5	71	2	10	0	0	34	0
	0	0	3	0	2	49	0	51	0	0	46	0
	0	0	3+	0	3+	22+	2+	41-	0	0	12-	0

PAGE 49
PART II ARRESTS BY CHARGE AND AGENCY TYPE

	JUVENILE	ADULTS	GRAND TOTAL	OTHER ASSAULTS	ARSON	FORGERY	FRAUD	EMBEZZLE	STOLEN PROPERTY	VANDAL	ILLEGAL WEAPONS
--	----------	--------	-------------	----------------	-------	---------	-------	----------	-----------------	--------	-----------------

RURAL	83	23	179	202	31	0	4	8	0	0	10	21
	82	12	255	267	42	0	1	28	0	5	13	23
CHANGE		11+	76-	65-	11-	0	3+	20-	0	5-	3-	2-
SHERIFF	83	19	82	101	17	0	0	7	0	0	5	19
	82	7	128	135	24	0	0	20	0	0	9	19
CHANGE		12+	46-	34-	7-	0	0	13-	0	0	4-	0
STATE POLICE	83	4	97	101	14	0	4	1	0	0	4	4
	82	7	177	184	18	0	1	8	0	5	4	4
CHANGE		1	30	11	4-	0	3+	7-	0	5-	1+	2-
MUNICIPAL	83	0	0	0	0	0	0	0	0	0	0	0
	82	0	0	0	0	0	0	0	0	0	0	0
CHANGE		0	0	0	0	0	0	0	0	0	0	0
BERKELEY SPRINGS PD	83	0	0	0	0	0	0	0	0	0	0	0
	82	0	0	0	0	0	0	0	0	0	0	0
CHANGE		0	0	0	0	0	0	0	0	0	0	0
PAW-PAW PD	83	0	0	0	0	0	0	0	0	0	0	0
	82	0	0	0	0	0	0	0	0	0	0	0
CHANGE		0	0	0	0	0	0	0	0	0	0	0

NICHOLAS CTY TOTAL	83	13	553	566	26	0	10	49	0	6	6	18
	82	14	1040	1054	29	1	4	24	0	3	0	37
CHANGE		1-	487-	488-	3-	1-	6+	25+	0	3+	6+	19-

RURAL	83	2	275	277	13	0	9	49	0	5	4	16
	82	4	573	577	16	1	1	22	0	2	0	36
CHANGE		2-	298-	300-	3-	1-	8+	27+	0	3+	4+	20-
SHERIFF	83	2	154	156	2	0	0	48	0	0	3	15
	82	1	359	360	8	0	0	12	0	0	0	36
CHANGE		1+	205-	204-	6-	0	0	36+	0	0	3+	21-
STATE POLICE	83	0	121	121	11	0	9	1	0	5	1	1
	82	3	214	217	8	1	1	10	0	2	0	0
CHANGE		3-	93-	96-	3+	1-	8+	9-	0	3+	1+	1+
MUNICIPAL	83	11	278	289	13	0	1	0	0	1	2	2
	82	10	467	477	13	0	3	2	0	1	0	1
CHANGE		1+	189-	188-	0	0	2-	2-	0	0	2+	1+
RICHWOOD PD	83	0	150	150	6	0	0	0	0	0	0	0
	82	0	302	302	7	0	1	0	0	1	0	1
CHANGE		0	152-	152-	1-	0	1-	0	0	1-	0	1-
SUMMERSVILLE PD	83	11	128	139	7	0	1	0	0	1	2	2
	82	10	165	175	6	0	2	2	0	0	0	0
CHANGE		1+	37-	36-	1+	0	1-	2-	0	1+	2+	2+

OHIO CTY TOTAL	83	124	1137	1261	260	11	14	54	2	12	61	71
	82	161	1601	1762	249	11	16	33	3	9	81	71
CHANGE		37-	464-	501-	11+	0	2-	21+	1-	3+	20-	0

RURAL	83	9	208	217	33	1	0	11	0	4	4	22
	82	3	307	310	46	2	3	9	1	7	9	21
CHANGE		6+	99-	93-	13-	1-	3-	2+	1-	3-	5-	1+
SHERIFF	83	2	96	98	15	1	0	8	0	3	0	18
	82	2	195	197	29	2	0	8	0	1	0	19
CHANGE		0	99-	99-	14-	1-	0	0	0	2+	0	1-
STATE POLICE	83	7	112	119	18	0	0	3	0	1	4	4
	82	1	112	113	17	0	3	1	1	6	9	2
CHANGE		6+	0	6+	1+	0	3-	2+	1-	5-	5-	2+
MUNICIPAL	83	115	929	1044	227	10	14	43	2	8	57	49
	82	158	1294	1452	203	9	13	24	2	2	72	50
CHANGE		43-	365-	408-	24+	1+	1+	19+	0	6+	15-	1-
WHEELING PD	83	115	907	1022	227	10	14	43	2	8	56	49
	82	158	1262	1420	202	9	13	24	2	2	72	49
CHANGE		43-	355-	398-	25+	1+	1+	19+	0	6+	16-	0
TRIADDELPHIA PD	83	0	0	0	0	0	0	0	0	0	0	0
	82	0	0	0	0	0	0	0	0	0	0	0
CHANGE		0	0	0	0	0	0	0	0	0	0	0
BETHLEHEM PD	83	0	6	6	0	0	0	0	0	0	0	0
	82	0	5	5	0	0	0	0	0	0	0	0
CHANGE		0	1+	1+	0	0	0	0	0	0	0	0
WEST LIBERTY PD	83	0	0	0	0	0	0	0	0	0	0	0
	82	0	3	3	0	0	0	0	0	0	0	0
CHANGE		0	3-	3-	0	0	0	0	0	0	0	0
VAILLY GROVE PD	83	0	5	5	0	0	0	0	0	0	0	0
	82	0	11	11	0	0	0	0	0	0	0	0
CHANGE		0	6	6-	0	0	0	0	0	0	0	0
WEST LIBERTY ST COL SEC	83	0	11	11	0	0	0	0	0	0	1	0
	82	0	13	13	1	0	0	0	0	0	0	1
CHANGE		0	2-	2-	1-	0	0	0	0	0	1+	1-
CLEARVIEW PD	83	0	0	0	0	0	0	0	0	0	0	0
	82	0	0	0	0	0	0	0	0	0	0	0
CHANGE		0	0	0	0	0	0	0	0	0	0	0

	COMPL VICE	SEX OFFENSES	PART II NARCOTIC AND DRUG	GAMBLING	ARRESTS BY FAMILY OFFENSES	DRIVING UND INFL	CHARGE AND LIQUOR LAWS	AGENCY TYPE DRUNK-ENNESS	DISORD CONDUCT	VAGRANCY	OTHER OFFENSES	SUSPICION	CUPFEW LOITER	PUM- A:1:1:5
033RU	0 0 0	0 0 0	6 3 3+	0 0 0	5 2 3+	71 49 22+	2 0 2+	10 51 41-	0 0 0	0 0 0	34 46 12-	0 0 0	0 0 0	0 4 4-
03350	0 0 0	0 0 0	0 1 1-	0 0 0	5 2 3+	11 11 0	1 0 1+	10 25 15-	0 0 0	0 0 0	26 24 2+	0 0 0	0 0 0	0 0 0
0335P	0 0 0	0 0 0	6 2 4+	0 0 0	0 0 0	60 38 22+	1 0 1+	0 26 26-	0 0 0	0 0 0	8 22 14-	0 0 0	0 0 0	0 4 4-
0332Z	0 0 0	0 0 0	0 0 0	0 0 0	0 0 0	0 0 0	0 0 0	0 0 0	0 0 0	0 0 0	0 0 0	0 0 0	0 0 0	0 0 0
03301	0 0 0	0 0 0	0 0 0	0 0 0	0 0 0	0 0 0	0 0 0	0 0 0	0 0 0	0 0 0	0 0 0	0 0 0	0 0 0	0 0 0
03302	0 0 0	0 0 0	0 0 0	0 0 0	0 0 0	0 0 0	0 0 0	0 0 0	0 0 0	0 0 0	0 0 0	0 0 0	0 0 0	0 0 0
034AL	0 0 0	17 1 16+	20 64 44-	0 1 1-	12 1 11+	137 211 74-	4 1 3+	135 492 357-	45 47 2-	0 0 0	81 138 57-	0 0 0	0 0 0	0 0 0
034RU	0 0 0	11 1 10+	10 51 41-	0 1 1-	11 1 10+	83 122 39-	1 1 0	35 247 212-	0 0 0	0 0 0	30 75 45-	0 0 0	0 0 0	0 0 0
03450	0 0 0	5 0 5+	0 29 29-	0 0 0	11 0 11+	48 83 35-	0 0 0	8 175 167-	0 0 0	0 0 0	16 17 1-	0 0 0	0 0 0	0 0 0
0345P	0 0 0	6 1 5+	10 22 12-	0 1 1-	0 1 1-	35 39 4-	1 1 0	27 72 45-	0 0 0	0 0 0	14 58 44-	0 0 0	0 0 0	0 0 0
0342Z	0 0 0	6 0 6+	10 13 3-	0 0 0	1 0 1+	54 89 35-	3 0 3+	100 245 145-	45 47 2-	0 0 0	51 63 12-	0 0 0	0 0 0	0 0 0
03401	0 0 0	0 0 0	0 1 1-	0 0 0	1 0 1+	14 49 35-	0 0 0	74 159 85-	45 47 2-	0 0 0	10 36 26-	0 0 0	0 0 0	0 0 0
03402	0 0 0	6 0 6+	10 12 2-	0 0 0	0 0 0	40 40 0	3 0 3+	26 86 60-	0 0 0	0 0 0	41 27 14+	0 0 0	0 0 0	0 0 0
035AL	19 28 9-	21 9 12+	11 44 33-	2 3 1-	5 2 3+	207 224 17-	19 64 45-	203 478 275-	43 70 27-	0 1 1-	217 316 99-	0 0 0	14 32 18-	15 18 3-
035RU	1 0 1+	4 0 4+	1 5 4-	2 0 2+	0 0 0	32 25 7+	2 0 2+	17 68 51-	0 0 0	0 0 0	79 114 35-	0 0 0	0 0 0	4 4 4+
03550	1 0 1+	1 0 1+	1 2 1-	0 0 0	0 0 0	3 5 2-	2 0 2+	8 62 54-	0 0 0	0 0 0	37 69 32-	0 0 0	0 0 0	0 0 0
0355P	0 0 0	3 0 3+	0 3 3-	2 0 2+	0 0 0	29 20 9+	0 0 0	9 6 3+	0 0 0	0 0 0	42 45 3-	0 0 0	0 0 0	4 0 4+
0352Z	18 28 10-	17 9 8+	10 39 29-	0 3 3-	5 2 3+	175 199 24-	17 64 47-	186 410 224-	43 70 27-	0 1 1-	138 202 64-	0 0 0	14 32 18-	11 18 7-
03501	18 28 10-	17 7 10+	9 31 22-	0 3 3-	5 2 3+	169 197 28-	15 63 48-	180 395 215-	42 70 28-	0 1 1-	133 200 67-	0 0 0	14 32 18-	11 18 7-
03502	0 0 0	0 0 0	0 0 0	0 0 0	0 0 0	0 0 0	0 0 0	0 0 0	0 0 0	0 0 0	0 0 0	0 0 0	0 0 0	0 0 0
03503	0 0 0	0 0 0	0 0 0	0 0 0	0 0 0	3 2 1+	0 0 0	3 3 0	0 0 0	0 0 0	0 0 0	0 0 0	0 0 0	0 0 0
03504	0 0 0	0 0 0	0 0 0	0 0 0	0 0 0	0 0 0	0 0 0	0 1 1-	0 0 0	0 0 0	0 2 2-	0 0 0	0 0 0	0 0 0
03505	0 0 0	0 0 0	0 0 0	0 0 0	0 0 0	0 0 0	2 0 2+	3 11 8-	0 0 0	0 0 0	0 0 0	0 0 0	0 0 0	0 0 0
03506	0 0 0	0 2 2-	1 8 7-	0 0 0	0 0 0	3 0 3+	0 1 1-	0 0 0	1 0 1+	0 0 0	5 0 5+	0 0 0	0 0 0	0 0 0
03508	0 0 0	0 0 0	0 0 0	0 0 0	0 0 0	0 0 0	0 0 0	0 0 0	0 0 0	0 0 0	0 0 0	0 0 0	0 0 0	0 0 0

PAGE 53
 PART II ARRESTS BY CHARGE AND AGENCY TYPE
 JUVENILE ADULTS GRAND TOTAL OTHER ASSAULTS

						ARSON	FORGERY	FRAUD	EMBEZZLE	STOLEN PROPERTY	VANDAL	ILLEGAL WEAPONS	

PENDLETON CTY	TOTAL	83	11	160	171	10	0	3	17	0	5	15	59
	82	4	173	177	15	0	1	11	0	2	8	48	
	CHANGE	7+	13-	6-	5-	0	2+	6+	0	3+	7+	11+	

RURAL	83	10	157	167	10	0	3	17	0	5	15	56	
	82	4	163	167	15	0	1	11	0	2	8	45	
	CHANGE	6+	6-	0	5-	0	2+	6+	0	3+	7+	11+	
SHERIFF	83	3	46	49	0	0	0	0	0	0	0	47	
	82	2	48	50	1	0	0	0	0	0	0	38	
	CHANGE	1+	2-	1-	1-	0	0	0	0	0	0	9+	
STATE POLICE	83	7	111	118	10	0	3	17	0	5	15	9	
	82	2	115	117	14	0	1	11	0	2	8	7	
	CHANGE	5+	4-	1+	4-	0	2+	6+	0	3+	7+	2+	
MUNICIPAL	83	1	3	4	0	0	0	0	0	0	0	3	
	82	0	10	10	0	0	0	0	0	0	0	3	
	CHANGE	1+	7-	6-	0	0	0	0	0	0	0	0	
FRANKLIN PD	83	1	3	4	0	0	0	0	0	0	0	3	
	82	0	10	10	0	0	0	0	0	0	0	3	
	CHANGE	1+	7-	6-	0	0	0	0	0	0	0	0	

PLEASANTS CTY	TOTAL	83	2	199	201	31	0	7	17	0	2	20	
	82	3	323	326	20	1	0	49	5	0	4	23	
	CHANGE	1-	124-	125-	11+	1-	7+	32-	5-	0	2-	3-	

RURAL	83	2	157	159	22	0	7	17	0	0	1	20	
	82	2	227	229	17	1	0	49	5	0	4	23	
	CHANGE	0	70-	70-	5+	1-	7+	32-	5-	0	3-	3-	
SHERIFF	83	2	66	68	10	0	0	0	0	0	0	17	
	82	2	108	110	9	0	0	2	0	0	0	22	
	CHANGE	0	42-	42-	1+	0	0	2-	0	0	0	5-	
STATE POLICE	83	0	91	91	12	0	7	17	0	0	1	3	
	82	0	119	119	8	1	0	47	5	0	4	1	
	CHANGE	0	28-	28-	4+	1-	7+	30-	5-	0	3-	2+	
MUNICIPAL	83	0	42	42	9	0	0	0	0	0	1	0	
	82	1	96	97	3	0	0	0	0	0	0	0	
	CHANGE	1-	54-	55-	6+	0	0	0	0	0	1+	0	
ST MARYS PD	83	0	42	42	9	0	0	0	0	0	1	0	
	82	1	96	97	3	0	0	0	0	0	0	0	
	CHANGE	1-	54-	55-	6+	0	0	0	0	0	1+	0	

POCAHONTAS CTY	TOTAL	83	3	177	180	6	1	1	1	0	1	38	
	82	9	236	245	13	3	1	7	1	0	2	81	
	CHANGE	6-	59-	65-	7-	2-	0	6-	0	0	1-	43-	

RURAL	83	3	168	171	4	1	1	1	1	0	1	38	
	82	9	223	232	13	3	1	7	1	0	2	81	
	CHANGE	6-	55-	61-	9-	2-	0	6-	0	0	1-	43-	
SHERIFF	83	1	107	108	0	1	0	1	0	0	1	33	
	82	2	162	164	8	1	0	7	0	0	2	78	
	CHANGE	1-	55-	56-	8-	0	0	6-	0	0	1-	45-	
STATE POLICE	83	2	61	63	4	0	1	0	1	0	0	5	
	82	7	61	68	5	2	1	0	1	0	0	3	
	CHANGE	5-	0	5-	1-	2-	0	0	0	0	0	2+	
MUNICIPAL	83	0	9	9	2	0	0	0	0	0	0	0	
	82	0	13	13	0	0	0	0	0	0	0	0	
	CHANGE	0	4-	4-	2+	0	0	0	0	0	0	0	
MARLINTON PD	83	0	9	9	2	0	0	0	0	0	0	0	
	82	0	13	13	0	0	0	0	0	0	0	0	
	CHANGE	0	4-	4-	2+	0	0	0	0	0	0	0	

PRESTON CTY	TOTAL	83	28	648	676	77	1	9	238	0	13	19	55
	82	43	751	794	71	1	4	100	0	12	25	80	
	CHANGE	15-	103-	118-	6+	0	5+	138+	0	1+	6-	25-	

RURAL	83	27	627	654	72	1	9	238	0	13	19	55	
	82	42	607	649	58	1	4	100	0	8	22	80	
	CHANGE	15-	20+	5+	14+	0	5+	138+	0	5+	3-	25-	
SHERIFF	83	27	494	521	70	1	3	143	0	10	18	55	
	82	40	481	521	53	1	2	49	0	6	17	76	
	CHANGE	13-	13+	0	17+	0	1+	94+	0	4+	1+	21-	
STATE POLICE	83	0	133	133	2	0	6	95	0	3	1	0	
	82	2	176	178	5	0	2	51	0	2	5	4	
	CHANGE	2-	7+	5+	3-	0	4+	44+	0	1+	4-	4-	
MUNICIPAL	83	1	21	22	5	0	0	0	0	0	0	0	
	82	1	144	145	13	0	0	0	0	4	3	0	
	CHANGE	0	123-	123-	8-	0	0	0	0	4-	1-	0	
KINCINNATI PD	83	0	10	10	1	0	0	0	0	0	0	0	
	82	1	40	41	0	0	0	0	0	4	0	0	
	CHANGE	1-	30-	31-	1+	0	0	0	0	4-	0	0	

	COML	SEX	PART II	ARRESTS	BY CHARG	AND AGENCY	TYPE	DISORD	VAGRANCY	OTHER	SUSPICION	CURFLW	PUN
VICE	OFFENSES	AND	NARCOTIC	FAMILY	DRIVING	LIQUOR	DRUNK-	CONDUCT		OFFENSES		LOITER	APPL
			DRUG	OFFENSES	UND	LAWS	NESS						
036AL	0	2	15	0	0	16	0	13	0	16	0	0	0
	0	4	8	4	2	15	0	32	1	26	0	0	0
	0	2-	7+	4-	2-	1+	0	19-	1-	10-	0	0	0
036RU	0	2	15	0	0	16	0	13	0	15	0	0	0
	0	4	8	4	2	15	0	25	1	26	0	0	0
	0	2-	7+	4-	2-	1+	0	12-	1-	11-	0	0	0
03650	0	0	0	0	0	0	0	0	0	2	0	0	0
	0	0	0	0	0	0	0	0	0	11	0	0	0
	0	0	0	0	0	0	0	0	0	9-	0	0	0
036SP	0	2	15	0	0	16	0	13	0	13	0	0	0
	0	4	8	4	2	15	0	25	1	15	0	0	0
	0	2-	7+	4-	2-	1+	0	12-	1-	2-	0	0	0
036ZZ	0	0	0	0	0	0	0	0	0	1	0	0	0
	0	0	0	0	0	0	0	7	0	0	0	0	0
	0	0	0	0	0	0	0	7-	0	1+	0	0	0
03601	0	0	0	0	0	0	0	0	0	1	0	0	0
	0	0	0	0	0	0	0	7	0	0	0	0	0
	0	0	0	0	0	0	0	7-	0	1+	0	0	0
037AL	0	0	3	0	11	23	0	45	2	38	0	0	0
	0	5-	3	2-	7	28	4	118	4	53	0	0	0
	0	5-	0	2-	4+	5-	4-	73-	2-	15-	0	0	0
037RU	0	0	3	0	11	14	0	26	0	38	0	0	0
	0	2	1	2	7	12	4	51	0	51	0	0	0
	0	2-	2+	2-	4+	2+	4-	25-	0	13-	0	0	0
03750	0	0	0	0	9	5	0	10	0	17	0	0	0
	0	1	0	0	7	5	4	14	0	46	0	0	0
	0	1-	0	0	2+	0	4-	4-	0	29-	0	0	0
0375P	0	0	3	0	2	9	0	16	0	21	0	0	0
	0	1	1	2	0	7	0	37	0	5	0	0	0
	0	1-	2+	2-	2+	2+	0	21-	0	16+	0	0	0
037ZZ	0	0	0	0	0	9	0	19	2	0	0	0	0
	0	3	2	0	0	16	0	67	4	2	0	0	0
	0	3-	2-	0	0	7-	0	48-	2-	2-	0	0	0
03701	0	0	0	0	0	9	0	19	2	0	0	0	0
	0	3	2	0	0	16	0	67	4	2	0	0	0
	0	3-	2-	0	0	7-	0	48-	2-	2-	0	0	0
038AL	0	1	14	0	6	36	0	24	3	47	0	0	0
	0	1	7	0	0	40	0	45	1	43	0	0	0
	0	0	7+	0	6+	4-	0	21-	2+	4+	0	0	0
038RU	0	1	14	0	6	34	0	22	2	45	0	0	0
	0	1	7	0	0	38	0	36	1	41	0	0	0
	0	0	7+	0	6+	4-	0	14-	1+	4+	0	0	0
03850	0	0	2	0	6	30	0	12	2	20	0	0	0
	0	1	0	0	0	33	0	20	1	13	0	0	0
	0	1-	2+	0	6+	3-	0	8-	1+	7+	0	0	0
0385P	0	1	12	0	0	4	0	10	0	25	0	0	0
	0	0	7	0	0	5	0	16	0	28	0	0	0
	0	1+	5+	0	0	1-	0	6-	0	3-	0	0	0
038ZZ	0	0	0	0	0	2	0	2	1	2	0	0	0
	0	0	0	0	0	2	0	9	0	2	0	0	0
	0	0	0	0	0	0	0	7-	1+	0	0	0	0
03801	0	0	0	0	0	2	0	2	1	2	0	0	0
	0	0	0	0	0	2	0	9	0	2	0	0	0
	0	0	0	0	0	0	0	7-	1+	0	0	0	0
039AL	0	5	37	0	11	111	3	43	1	46	0	0	7
	0	5	55	0	17	93	2	195	1	113	0	0	20
	0	0	18-	0	6-	18+	1+	152-	0	67-	0	0	13-
039RU	0	5	37	0	11	106	3	33	0	46	0	0	6
	0	5	55	0	17	70	1	108	0	100	0	0	20
	0	0	18-	0	6-	36+	2+	75-	0	54-	0	0	14-
03950	0	5	37	0	11	83	3	33	0	43	0	0	6
	0	5	51	0	16	57	1	81	0	86	0	0	20
	0	0	14-	0	5-	26+	2+	48-	0	43-	0	0	14-
0395P	0	0	0	0	0	23	0	0	0	3	0	0	0
	0	0	4	0	1	13	0	27	0	14	0	0	0
	0	0	4-	0	1-	10+	0	27-	0	11-	0	0	0
039ZZ	0	0	0	0	0	5	0	10	1	0	0	0	1
	0	0	0	0	0	23	1	87	1	13	0	0	0
	0	0	0	0	0	18-	1-	77-	0	13-	0	0	1+
03901	0	0	0	0	0	3	0	6	0	0	0	0	0
	0	0	0	0	0	17	0	20	0	0	0	0	0
	0	0	0	0	0	14-	0	14-	0	0	0	0	0

PAGE 57
PART II ARRESTS BY CHARGE AND AGENCY TYPE

		JUVENILE	ADULTS	GRAND TOTAL	OTHER ASSAULTS	ARSON	FORGERY	FRAUD	EMBEZZLE	STOLEN PROPERTY	VANDAL	ILLEGAL WEAPONS
TERRA ALTA PD	83	0	10	10	4	0	0	0	0	0	0	0
	82	0	65	65	13	0	0	0	0	0	3	0
	CHANGE	0	55-	55-	9-	0	0	0	0	0	3-	0
ROWLESBURG PD	83	0	0	0	0	0	0	0	0	0	0	0
	82	0	1	1	0	0	0	0	0	0	0	0
	CHANGE	0	1-	1-	0	0	0	0	0	0	0	0
MASON TOWN PD	83	1	1	2	0	0	0	0	0	0	0	0
	82	0	16	16	0	0	0	0	0	0	0	0
	CHANGE	1+	15	15	0	0	0	0	0	0	0	0
NEEDSBURG PD	83	0	0	0	0	0	0	0	0	0	0	0
	82	0	0	0	0	0	0	0	0	0	0	0
	CHANGE	0	0	0	0	0	0	0	0	0	0	0
TUNNELTON PD	83	0	0	0	0	0	0	0	0	0	0	0
	82	0	2	2	0	0	0	0	0	0	0	0
	CHANGE	0	2-	2-	0	0	0	0	0	0	0	0

PUTNAM CTY	TOTAL	83	2	970	972	84	0	12	8	1	0	46
	82	53	1167	1220	104	3	18	5	0	5	12	39
	CHANGE	51-	197-	248-	20-	3-	6-	3+	1+	5-	12-	7+

RURAL	83	1	925	926	82	0	12	8	1	0	0	46
	82	29	1136	1165	98	2	3	5	0	5	12	38
	CHANGE	28-	211-	239-	16-	2-	9+	3+	1+	5-	12-	8+
SHERIFF	83	1	865	866	80	0	12	6	1	0	0	45
	82	25	1047	1072	93	2	3	2	0	4	12	35
	CHANGE	24-	182-	206-	13-	2-	9+	4+	1+	4-	12-	10+
STATE POLICE	83	0	60	60	2	0	0	2	0	0	0	1
	82	4	89	93	5	0	0	3	0	1	0	3
	CHANGE	4-	29-	33-	3-	0	0	1-	0	1-	0	2-
MUNICIPAL	83	1	45	46	2	0	0	0	0	0	0	0
	82	24	31	55	6	1	15	0	0	0	0	1
	CHANGE	23-	14+	9-	4-	1-	15-	0	0	0	0	1-
HURRICANE PD	83	1	45	46	2	0	0	0	0	0	0	0
	82	23	26	49	6	1	15	0	0	0	0	1
	CHANGE	22-	19+	3-	4-	1-	15-	0	0	0	0	1-
ELEANOR PD	83	0	0	0	0	0	0	0	0	0	0	0
	82	0	0	0	0	0	0	0	0	0	0	0
	CHANGE	0	0	0	0	0	0	0	0	0	0	0
POCA PD	83	0	0	0	0	0	0	0	0	0	0	0
	82	0	0	0	0	0	0	0	0	0	0	0
	CHANGE	0	0	0	0	0	0	0	0	0	0	0
BANCROFT PD	83	0	0	0	0	0	0	0	0	0	0	0
	82	1	5	6	0	0	0	0	0	0	0	0
	CHANGE	1-	5-	6-	0	0	0	0	0	0	0	0

RALEIGH CTY	TOTAL	83	198	2174	2372	300	4	30	546	5	34	131
	82	248	2418	2666	244	17	48	208	1	38	132	82
	CHANGE	50-	244-	294-	56+	13-	18-	338+	4+	4-	1-	3-

RURAL	83	39	1445	1484	232	0	9	541	5	27	72	56
	82	42	1355	1397	172	10	32	188	1	30	49	49
	CHANGE	3-	90+	87+	60+	10-	23-	353+	4+	3-	23+	7+
SHERIFF	83	14	1195	1209	189	0	9	539	5	1	52	44
	82	18	884	902	80	8	5	171	1	3	29	35
	CHANGE	4-	311+	307+	109+	8-	4+	368+	4+	2-	23+	9+
STATE POLICE	83	25	250	275	43	0	0	2	0	26	20	12
	82	24	471	495	92	2	27	17	0	27	20	14
	CHANGE	1+	221-	220-	49-	2-	27-	15-	0	1-	0	2-
MUNICIPAL	83	159	729	888	68	4	21	5	0	7	59	23
	82	206	1063	1269	72	7	16	20	0	8	83	33
	CHANGE	47-	334-	381-	4-	3-	5+	15-	0	1-	24-	10-
BECKLEY PD	83	143	547	690	60	4	21	4	0	6	53	19
	82	164	839	1003	61	4	16	20	0	5	76	26
	CHANGE	21-	292-	313-	1-	0	5+	16-	0	1+	23-	7-
LESTER PD	83	5	43	48	2	0	0	1	0	0	3	1
	82	2	19	21	2	0	0	0	0	1	0	0
	CHANGE	3+	24+	27+	0	0	0	1+	0	1-	3+	1+
MABSCOTT PD	83	11	46	57	3	0	0	0	0	0	2	1
	82	6	53	59	2	0	0	0	0	1	1	3
	CHANGE	5+	7-	2-	1+	0	0	0	0	1-	1+	2-
SOPHIA PD	83	0	90	90	3	0	0	0	0	1	0	2
	82	33	102	135	7	3	0	0	0	1	2	6
	CHANGE	33-	12-	45-	4-	3-	0	0	0	0	2-	2-
RHODELL PD	83	0	3	3	0	0	0	0	0	0	1	0
	82	1	50	51	0	0	0	0	0	0	4	0
	CHANGE	1-	47-	48-	0	0	0	0	0	0	3-	0

RANDOLPH CTY	TOTAL	83	88	859	947	62	0	8	249	1	14	37
	82	65	1146	1211	44	3	37	330	2	5	13	65
	CHANGE	23+	287-	264-	18+	3-	29-	81-	1-	9+	24+	17-

	COMPL VICE	SEX OFFENSES	PART II NARCOTIC AND DRUG	GAMBLING	ARRESTS FAMILY OFFENSES	BY CHARGE DRIVING UND INFL	PAGE 58 AND AGENCY LIQUOR LAWS	TYPE DRUNK- ENNESS	DISORD CONDUCT	VAGRANCY	OTHER OFFENSES	SUSPICION LOITER	CURFEW	PUN ACTIONS
03902	0 0 0	0 0 0	0 0 0	0 0 0	0 0 0	1 5 4-	0 1 1-	4 29 25-	1 1 0	0 0 0	0 13 13-	0 0 0	0 0 0	0 0 0
03903	0 0 0	0 0 0	0 0 0	0 0 0	0 0 0	0 0 0	0 0 0	0 1 1-	0 0 0	0 0 0	0 0 0	0 0 0	0 0 0	0 0 0
03904	0 0 0	0 0 0	0 0 0	0 0 0	0 0 0	1 0 1+	0 0 0	0 36 16	0 0 0	0 0 0	0 0 0	0 0 0	0 0 0	1 0 1+
03905	0 0 0	0 0 0	0 0 0	0 0 0	0 0 0	0 0 0	0 0 0	0 0 0	0 0 0	0 0 0	0 0 0	0 0 0	0 0 0	0 0 0
03906	0 0 0	0 0 0	0 0 0	0 0 0	0 0 0	0 1 1-	0 0 0	0 1 1-	0 0 0	0 0 0	0 0 0	0 0 0	0 0 0	0 0 0
040AL	0 0 0	2 0 2+	20 25 5-	0 1 1-	8 39 31-	115 125 10-	0 1 1-	143 323 180-	8 6 2+	0 0 0	524 506 18+	0 0 0	1 3 2-	0 5 5-
040RU	0 0 0	2 0 2+	19 24 5-	0 1 1-	8 39 31-	111 125 14-	0 0 0	124 307 183-	0 0 0	0 0 0	513 505 8+	0 0 0	0 0 0	0 1 1-
040SO	0 0 0	2 0 2+	16 21 5-	0 1 1-	8 39 31-	94 111 17-	0 0 0	98 263 165-	0 0 0	0 0 0	504 485 19+	0 0 0	0 0 0	0 1 1-
040SP	0 0 0	0 0 0	3 3 0	0 0 0	0 0 0	17 14 3+	0 0 0	26 44 18-	0 0 0	0 0 0	9 20 11-	0 0 0	0 0 0	0 0 0
040ZZ	0 0 0	0 0 0	1 1 0	0 0 0	0 0 0	4 0 4+	0 1 1-	19 16 3+	8 6 2+	0 0 0	11 1 10+	0 0 0	1 3 2-	0 4 4-
04001	0 0 0	0 0 0	1 1 0	0 0 0	0 0 0	4 0 4+	0 1 1-	19 10 9+	8 6 2+	0 0 0	11 1 10+	0 0 0	1 3 2-	0 4 4-
04003	0 0 0	0 0 0	0 0 0	0 0 0	0 0 0	0 0 0	0 0 0	0 0 0	0 0 0	0 0 0	0 0 0	0 0 0	0 0 0	0 0 0
04004	0 0 0	0 0 0	0 0 0	0 0 0	0 0 0	0 0 0	0 0 0	0 0 0	0 0 0	0 0 0	0 0 0	0 0 0	0 0 0	0 0 0
04005	0 0 0	0 0 0	0 0 0	0 0 0	0 0 0	0 0 0	0 0 0	0 6 6-	0 0 0	0 0 0	0 0 0	0 0 0	0 0 0	0 0 0
041AL	1 0 1+	28 22 6+	75 134 59-	10 28 18-	14 8 6+	242 253 11-	41 14 27+	495 1024 529-	10 45 35-	0 7 7-	292 295 3-	0 0 0	24 47 23-	11 19 8-
041RU	0 0 0	7 4 3+	37 27 10+	0 16 16-	7 8 1-	130 165 35-	9 0 9+	152 455 303-	0 0 0	0 7 7-	200 175 25+	0 0 0	0 0 0	0 9 9-
041SO	0 0 0	5 0 5+	11 22 11-	0 0 0	7 6 1+	91 104 13-	0 0 0	113 328 215-	0 0 0	0 7 7-	143 96 47+	0 0 0	0 0 0	0 7 7-
041SP	0 0 0	2 4 2-	26 5 21+	0 16 16-	0 2 2-	39 61 22-	9 0 9+	39 127 88-	0 0 0	0 0 0	57 79 22-	0 0 0	0 0 0	0 2 2-
041ZZ	1 0 1+	21 18 3+	38 107 69-	10 12 2-	7 0 7+	112 88 24+	32 14 18+	343 569 276-	10 45 35-	0 0 0	92 120 28-	0 0 0	24 47 23-	11 10 1+
04101	0 0 0	19 18 1+	34 102 68-	10 12 2-	4 0 4+	66 58 8+	30 9 21+	250 420 170-	10 34 24-	0 0 0	68 109 41-	0 0 0	24 31 7-	8 2 6+
04102	0 0 0	0 0 0	0 0 0	0 0 0	1 0 1+	14 6 8+	2 0 2+	22 9 13+	0 0 0	0 0 0	0 3 3-	0 0 0	0 0 0	2 0 2+
04103	0 0 0	2 0 2+	3 0 3+	0 0 0	0 0 0	5 12 7-	0 0 0	34 31 3+	0 3 3-	0 0 0	6 3 3+	0 0 0	0 0 0	1 3 2-
04104	1 0 1+	0 0 0	1 5 4-	0 0 0	2 0 2+	27 9 18+	0 5 5-	35 69 34-	0 6 6-	0 0 0	18 4 14+	0 0 0	0 16 16-	0 4 4-
04105	0 0 0	0 0 0	0 0 0	0 0 0	0 0 0	0 3 3-	0 0 0	2 40 38-	0 2 2-	0 0 0	0 1 1-	0 0 0	0 0 0	0 1 1-
042AL	1 0 1+	4 8 4-	8 8 0	0 2 2-	2 6 4-	140 92 48+	1 5 4-	92 385 293-	67 57 10+	1 10 9-	171 139 32+	0 0 0	0 0 0	41 0 41+

PAGE 61
 PART II ARRESTS BY CHARGE AND AGENCY TYPE
 JUVENILE ADULTS GRAND OTHER
 TOTAL ASSAULTS

					ARSON	FORGERY	FRAUD	EMBEZZLE	STOLEN PROPERTY	VANDAL	ILLEGAL WEAPONS	

RURAL	83	75	625	700	25	0	8	248	1	6	29	44
	82	32	794	826	33	1	37	330	0	3	7	65
CHANGE		43+	169-	126-	8-	1-	29-	82-	1+	3+	22+	21-
SHERIFF	83	4	150	154	0	0	0	0	0	0	0	40
	82	11	233	244	0	0	0	0	0	0	0	64
CHANGE		7-	83-	90-	0	0	0	0	0	0	0	24-
STATE POLICE	83	71	475	546	25	0	8	248	1	6	29	4
	82	21	561	637	31	1	17	310	0	1	7	1
CHANGE		10+	84	14	6	1	9	62	1+	1+	2+	11
MUNICIPAL	83	13	234	247	37	0	0	1	0	8	8	4
	82	33	352	385	11	2	0	2	2	6	0	0
CHANGE		20-	118-	138-	26+	2-	0	1+	2-	6+	2+	4+
ELKINS PD	83	9	190	199	32	0	0	1	0	4	0	3
	82	33	352	385	11	0	0	2	2	6	0	0
CHANGE		24-	162-	186-	21+	2-	0	1+	2-	2+	6-	3+
MILL CREEK PD	83	4	44	48	5	0	0	0	0	4	8	1
	82	0	0	0	0	0	0	0	0	0	0	0
CHANGE		4+	44+	48+	5+	0	0	0	0	4+	8+	1+

RITCHIE CTY TOTAL	83	2	158	160	5	1	3	0	1	0	42	
	82	4	163	167	6	3	0	1	0	1	68	
CHANGE		2-	5-	7-	1-	2-	3+	1-	0	1+	1-	26-

RURAL	83	1	131	132	5	0	3	0	1	0	42	
	82	3	150	153	4	3	0	1	0	0	68	
CHANGE		2-	19-	21-	1+	3-	3+	1-	0	1+	0	26-
SHERIFF	83	1	99	100	2	0	1	0	1	0	41	
	82	3	138	141	4	3	0	1	0	0	68	
CHANGE		2-	39-	41-	2-	3-	1+	1-	0	1+	0	27-
STATE POLICE	83	0	32	32	3	0	2	0	0	0	1	
	82	0	12	12	0	0	0	0	0	0	0	
CHANGE		0	20+	20+	3+	0	2+	0	0	0	1+	
MUNICIPAL	83	1	27	28	0	1	0	0	0	0	0	
	82	1	13	14	2	0	0	0	0	1	0	
CHANGE		0	14+	14+	2-	1+	0	0	0	0	0	
HARRISVILLE PD	83	1	9	10	0	0	0	0	0	0	0	
	82	1	11	12	0	0	0	0	0	1	0	
CHANGE		0	2-	2-	0	0	0	0	0	0	0	
PENNSBORO PD	83	0	18	18	0	1	0	0	0	0	0	
	82	0	2	2	0	0	0	0	0	0	0	
CHANGE		0	16+	16+	0	1+	0	0	0	0	0	
CAIRO PD	83	0	0	0	0	0	0	0	0	0	0	
	82	0	0	0	0	0	0	0	0	0	0	
CHANGE		0	0	0	0	0	0	0	0	0	0	

ROANE CTY TOTAL	83	4	361	365	26	2	8	31	0	7	11	43
	82	9	376	385	2	4	5	27	0	3	9	45
CHANGE		5-	15-	20-	24+	2-	3+	4+	0	4+	2+	2-

RURAL	83	4	288	292	22	0	3	31	0	5	7	42
	82	7	280	287	2	4	1	27	0	3	3	44
CHANGE		3-	8+	5+	20+	4-	2+	4+	0	2+	4+	2-
SHERIFF	83	3	210	213	17	0	1	28	0	1	2	41
	82	6	217	223	2	0	0	26	0	0	0	42
CHANGE		3-	7-	10-	15+	0	1+	2+	0	1+	2+	1-
STATE POLICE	83	1	78	79	5	0	2	3	0	4	5	1
	82	1	63	64	0	4	1	1	0	3	3	2
CHANGE		0	15+	15+	5+	4-	1+	2+	0	1+	2+	1-
MUNICIPAL	83	0	73	73	4	2	5	0	0	2	4	1
	82	2	96	98	0	0	4	0	0	0	6	1
CHANGE		2-	23-	25-	4+	2+	1+	0	0	2+	2-	0
SPENCER PD	83	0	73	73	4	2	5	0	0	2	4	1
	82	2	96	98	0	0	4	0	0	0	6	1
CHANGE		2-	23-	25-	4+	2+	1+	0	0	2+	2-	0

SUMMERS CTY TOTAL	83	3	725	728	89	0	6	0	8	5	21	
	82	19	795	814	34	1	13	6	0	9	5	34
CHANGE		16-	70-	86-	55+	1-	13-	0	0	1-	0	13-

RURAL	83	1	343	344	64	0	0	6	0	8	2	17
	82	11	450	461	23	0	11	6	0	3	5	32
CHANGE		10-	107-	117-	41+	0	11-	0	0	5+	3-	15-
SHERIFF	83	0	242	242	59	0	0	1	0	0	0	16
	82	2	184	186	20	0	1	0	0	3	0	28
CHANGE		2-	58+	56+	39+	0	1-	1+	0	3-	0	12-
STATE POLICE	83	1	101	102	5	0	0	5	0	8	2	1
	82	9	266	275	3	0	10	6	0	5	4	
CHANGE		8-	165-	173-	2+	0	10-	1-	0	8+	3-	3-

	COML VICE	SEX OFFENSES	NARCOTIC AND DRUG	PART II GAMBLING	ARRESTS BY FAMILY OFFENSES	CHARGE DRIVING UND INFL	LIQUOR LAWS	AGENCY TYPE DRUNK-ENNESS	DISORD CONDUCT	VAGRANCY	OTHER OFFENSES	SUSPICION	CUPPEN LOITEP	RUN-ARAYS
042RU	0 0 0	4 7 3-	4 8 4-	0 2 2-	0 3 3-	98 57 41+	1 0 1+	60 169 109-	1 0 1+	0 0 0	130 104 26+	0 0 0	0 0 0	41 0 41+
04250	0 0 0	1 7 6-	0 4 4-	0 0 0	0 3 3-	48 26 22+	0 0 0	31 92 61-	0 0 0	0 0 0	34 48 14-	0 0 0	0 0 0	0 0 0
0425P	0 0 0	3 0 3+	4 4 0	0 2 2-	0 0 0	50 31 19+	1 0 1+	29 77 48-	1 0 1+	0 0 0	96 56 40+	0 0 0	0 0 0	41 0 41+
042ZZ	1 0 1+	0 1 1-	4 0 4+	0 0 0	2 3 1	42 35 7+	0 5 5-	32 216 184-	66 57 9+	1 10 9-	41 35 6+	0 0 0	0 0 0	0 0 0
04201	1 0 1+	0 1 1-	4 0 4+	0 0 0	2 3 1-	35 35 0	0 5 5-	16 216 200-	60 57 3+	1 10 9-	40 35 5+	0 0 0	0 0 0	0 0 0
04202	0 0 0	0 0 0	0 0 0	0 0 0	0 0 0	7 0 7+	0 0 0	16 0 16+	6 0 6+	0 0 0	1 0 1+	0 0 0	0 0 0	0 0 0
043AL	0 0 0	0 0 0	10 6 4+	0 1 1-	0 2 2-	38 23 15+	2 1 1+	17 27 10-	1 0 1+	0 0 0	40 28 12+	0 0 0	0 0 0	0 0 0
043RU	0 0 0	0 0 0	9 6 3+	0 1 1-	0 1 1-	27 22 5+	2 1 1+	6 19 13-	0 0 0	0 0 0	37 27 10+	0 0 0	0 0 0	0 0 0
04350	0 0 0	0 0 0	3 5 2-	0 0 0	0 1 1-	12 15 3-	2 1 1+	3 16 13-	0 0 0	0 0 0	35 27 8+	0 0 0	0 0 0	0 0 0
0435P	0 0 0	0 0 0	6 1 5+	0 1 1-	0 0 0	15 7 8+	0 0 0	3 3 0	0 0 0	0 0 0	2 0 2+	0 0 0	0 0 0	0 0 0
043ZZ	0 0 0	0 0 0	1 0 1+	0 0 0	0 1 1-	11 1 10+	0 0 0	11 8 3+	1 0 1+	0 0 0	3 1 2+	0 0 0	0 0 0	0 0 0
04301	0 0 0	0 0 0	1 0 1+	0 0 0	0 1 1-	3 1 2+	0 0 0	2 6 4-	0 1 1+	0 0 0	3 1 2+	0 0 0	0 0 0	0 0 0
04302	0 0 0	0 0 0	0 0 0	0 0 0	0 0 0	8 8 8+	0 0 0	9 2 7+	0 0 0	0 0 0	0 0 0	0 0 0	0 0 0	0 0 0
04303	0 0 0	0 0 0	0 0 0	0 0 0	0 0 0	0 0 0	0 0 0	0 0 0	0 0 0	0 0 0	0 0 0	0 0 0	0 0 0	0 0 0
044AL	0 0 0	3 1 2+	15 11 4+	0 0 0	3 2 1+	56 27 29+	1 0 1+	72 151 79-	2 2 0	0 0 0	85 96 11-	0 0 0	0 0 0	0 0 0
044RU	0 0 0	3 1 2+	13 10 3+	0 0 0	3 2 1+	47 24 23+	1 0 1+	31 70 39-	0 0 0	0 0 0	84 96 12-	0 0 0	0 0 0	0 0 0
04450	0 0 0	1 0 1+	10 6 4+	0 0 0	3 2 1+	17 9 8+	1 0 1+	10 43 33-	0 0 0	0 0 0	81 93 12-	0 0 0	0 0 0	0 0 0
0445P	0 0 0	2 1 1+	3 4 1-	0 0 0	0 0 0	30 15 15+	0 0 0	21 27 6-	0 0 0	0 0 0	3 3 0	0 0 0	0 0 0	0 0 0
044ZZ	0 0 0	0 0 0	2 1 1+	0 0 0	0 0 0	9 3 6+	0 0 0	41 81 40-	2 2 0	0 0 0	1 0 1+	0 0 0	0 0 0	0 0 0
04401	0 0 0	0 0 0	2 1 1+	0 0 0	0 0 0	9 3 6+	0 0 0	41 81 40-	2 2 0	0 0 0	1 0 1+	0 0 0	0 0 0	0 0 0
045AL	0 0 0	3 2 1+	17 34 17-	0 0 0	4 8 4-	100 109 9-	4 0 4+	154 459 305-	76 14 62+	0 0 0	240 85 155+	0 0 0	0 0 0	1 1 C
045RU	0 0 0	3 2 1+	9 19 10-	0 0 0	4 4 0	48 72 24-	3 0 3+	25 187 162-	11 11 0	0 0 0	143 85 58+	0 0 0	0 0 0	1 1 0
04550	0 0 0	3 0 3+	0 4 4-	0 0 0	2 4 2-	18 29 11-	3 0 3+	4 32 28-	0 0 0	0 0 0	136 65 71+	0 0 0	0 0 0	0 0 0
0455P	0 0 0	0 2 2-	9 15 6-	0 0 0	2 0 2+	30 43 13-	0 0 0	21 155 134-	11 11 0	0 0 0	7 20 13-	0 0 0	0 0 0	1 1 0

PAGE 65
 PART II ARRESTS BY CHARGE AND AGENCY TYPE
 JUVENILE ADULTS GRAND OTHER
 TOTAL ASSAULTS

						ARSON	FORGERY	FRAUD	EMBEZZLE	STOLEN PROPERTY	VANDAL	ILLEGAL WEAPONS
MUNICIPAL	83	2	382	384	25	0	0	0	0	0	3	4
	82	8	345	353	11	1	2	0	0	6	0	2
CHANGE	6-	37+	31+	14+	1-	2-	0	0	6-	3+	2+	
HINTON PD	83	2	382	384	25	0	0	0	0	0	3	4
	82	8	345	353	11	1	2	0	0	6	0	2
CHANGE	6-	37+	31+	14+	1-	2-	0	0	6-	3+	2+	

TOTAL	83	7	266	273	41	1	1	1	0	1	1	14
	82	7	291	298	41	1	1	0	0	1	4	10
CHANGE	2+	175	123	4-	0	0	3+	0	4+	1-	9+	

RURAL	83	5	349	354	41	1	0	3	0	5	3	27
	82	7	461	468	47	1	1	0	0	1	4	20
CHANGE	2-	112-	114-	6-	0	1-	3+	0	4+	1-	7+	
SHERIFF	83	1	189	190	26	1	0	3	0	1	3	24
	82	3	312	315	46	1	1	0	0	0	4	14
CHANGE	2-	123-	125-	20-	0	1-	3+	0	1+	1-	10+	
STATE POLICE	83	4	160	164	15	0	0	0	0	4	0	3
	82	4	149	153	1	0	0	0	0	1	0	6
CHANGE	0	11+	11+	14+	0	0	0	0	3+	0	3-	
MUNICIPAL	83	4	117	121	2	0	1	0	0	0	0	2
	82	0	130	130	0	0	0	0	0	0	0	0
CHANGE	4+	13-	9-	2+	0	1+	0	0	0	0	0	2+
GRAFTON PD	83	4	117	121	2	0	1	0	0	0	0	2
	82	0	130	130	0	0	0	0	0	0	0	0
CHANGE	4+	13-	9-	2+	0	1+	0	0	0	0	0	2+
FLEMINGTON PD	83	0	0	0	0	0	0	0	0	0	0	0
	82	0	0	0	0	0	0	0	0	0	0	0
CHANGE	0	0	0	0	0	0	0	0	0	0	0	0

TUCKER CTY	TOTAL	83	13	262	275	15	2	0	61	0	9	84
	82	31	503	534	57	3	3	154	2	0	7	83
CHANGE	18-	241-	259-	42-	1-	3-	93-	2-	0	0	2+	1+

RURAL	83	8	233	241	14	2	0	61	0	0	7	84
	82	17	451	468	50	3	3	154	2	0	7	82
CHANGE	9-	218-	227-	36-	1-	3-	93-	2-	0	0	2+	
SHERIFF	83	5	170	175	9	2	0	22	0	0	1	82
	82	14	258	272	23	0	2	36	2	0	4	74
CHANGE	9-	88-	97-	14-	2+	2-	14-	2-	0	0	3-	8+
STATE POLICE	83	3	63	66	5	0	0	39	0	0	6	2
	82	3	193	196	27	3	1	118	0	0	3	8
CHANGE	0	130-	130-	22-	3-	1-	79-	0	0	0	3+	6-
MUNICIPAL	83	5	29	34	1	0	0	0	0	0	2	0
	82	14	52	66	7	0	0	0	0	0	0	1
CHANGE	9-	23-	32-	6-	0	0	0	0	0	0	2+	1-
PARSONS PD	83	5	29	34	1	0	0	0	0	0	2	0
	82	11	23	34	1	0	0	0	0	0	0	0
CHANGE	6-	6+	0	0	0	0	0	0	0	0	2+	0
THOMAS PD	83	0	0	0	0	0	0	0	0	0	0	0
	82	0	0	0	0	0	0	0	0	0	0	0
CHANGE	0	0	0	0	0	0	0	0	0	0	0	0
DAVIS PD	83	0	0	0	0	0	0	0	0	0	0	0
	82	3	29	32	6	0	0	0	0	0	0	1
CHANGE	3-	29-	32-	6-	0	0	0	0	0	0	0	1-
HAMBLETON PD	83	0	0	0	0	0	0	0	0	0	0	0
	82	0	0	0	0	0	0	0	0	0	0	0
CHANGE	0	0	0	0	0	0	0	0	0	0	0	0

TYLER CTY	TOTAL	83	44	369	413	44	6	3	0	11	43	29
	82	55	390	445	19	4	2	0	2	2	35	54
CHANGE	11-	21-	32-	25+	2+	1+	0	2-	9+	8+	25-	

RURAL	83	10	182	192	24	6	1	0	0	9	13	27
	82	11	185	196	4	4	0	0	2	2	8	54
CHANGE	1-	3-	4-	20+	2+	1+	0	2-	7+	5+	27-	
SHERIFF	83	10	137	147	16	6	1	0	0	9	12	27
	82	11	162	173	3	4	0	0	2	2	6	54
CHANGE	1-	25-	26-	13+	2+	1+	0	2-	7+	6+	27-	
STATE POLICE	83	0	45	45	8	0	0	0	0	0	1	0
	82	0	23	23	1	0	0	0	0	0	2	0
CHANGE	0	22+	22+	7+	0	0	0	0	0	0	1-	0
MUNICIPAL	83	34	187	221	20	0	2	0	0	2	30	2
	82	44	205	249	15	0	2	0	0	0	27	0
CHANGE	10-	18-	28-	5+	0	0	0	0	2+	3+	2+	
PADEN CITY PD	83	26	26	52	1	0	0	0	0	1	21	1
	82	36	51	87	0	0	0	0	0	0	27	0
CHANGE	10-	25-	35-	1+	0	0	0	0	1+	6-	1+	
SISTERSVILLE PD	83	7	157	164	18	0	2	0	0	1	9	1
	82	8	143	151	15	0	2	0	0	0	0	0
CHANGE	1-	14+	13+	3+	0	0	0	0	1+	9+	1+	

	COML VICE	SEX OFFENSES	NARCOTTIC AND DRUG	PART II GAMBLING	ARRESTS BY FAMILY OFFENSES	CHARGE DRIVING UND INFL	AGENCY LIQUOR LAWS	TYPE DRUNKENNESS	DISORD CONDUCT	VAGRANCY	OTHER OFFENSES	SUSPICION	CURFEW LOITER	RUN-AWAYS
0452Z	0	0	8	0	0	52	1	129	65	0	97	0	0	0
	0	0	15	0	4	37	0	272	3	0	0	0	0	0
	0	0	7-	0	4-	15+	1+	143-	62+	0	97+	0	0	0
04501	0	0	8	0	0	52	1	129	65	0	97	0	0	0
	0	0	15	0	4	37	0	272	3	0	0	0	0	0
	0	0	7-	0	4-	15+	1+	143-	62+	0	97+	0	0	0
*****	0	0	12	0	4	84	7	155	17	0	110	0	0	0
046A1	0	0	17	8	12	99	14	273	7	0	116	0	0	1
	2-	5-	5-	6-	26-	15-	7-	71-	10+	0	6-	0	0	1-
*****	0	0	12	2	6	82	1	88	0	0	83	0	0	0
046RU	2	5	13	8	32	90	14	140	0	0	89	0	0	1
	2-	5-	1-	6-	26-	8-	13-	52-	0	0	6-	0	0	1-
04650	0	0	4	0	3	35	1	42	0	0	47	0	0	0
	0	4	8	4	11	52	11	96	0	0	63	0	0	0
	0	4-	4-	4-	8-	17-	10-	54-	0	0	16-	0	0	0
0465P	0	0	8	2	3	47	0	46	0	0	36	0	0	0
	2	1	5	4	21	38	3	44	0	0	26	0	0	1
	2-	1-	3+	2-	18-	9+	3-	2+	0	0	10+	0	0	1-
0462Z	0	0	0	0	0	2	6	64	17	0	27	0	0	0
	0	0	4	0	0	9	0	83	7	0	27	0	0	0
	0	0	4-	0	0	7-	6+	19-	10+	0	0	0	0	0
04601	0	0	0	0	0	2	6	64	17	0	27	0	0	0
	0	0	4	0	0	9	0	83	7	0	27	0	0	0
	0	0	4-	0	0	7-	6+	19-	10+	0	0	0	0	0
04602	0	0	0	0	0	0	0	0	0	0	0	0	0	0
	0	0	0	0	0	0	0	0	0	0	0	0	0	0
*****	0	0	0	7	3	8	1	43	5	0	34	0	1	2
047AL	0	1	7	8	6	27	3	101	2	0	69	0	0	1
	0	1-	7-	1-	3-	19-	2-	58-	3+	0	35-	0	1+	1+
*****	0	0	0	7	3	6	1	23	2	0	31	0	0	0
047RU	0	1	4	8	6	24	2	58	0	0	64	0	0	0
	0	1-	4-	1-	3-	18-	1-	35-	2+	0	33-	0	0	0
04750	0	0	0	7	0	5	1	23	0	0	23	0	0	0
	0	1-	4-	7+	3-	24	2	52	0	0	45	0	0	0
	0	0	0	0	3	19-	1-	29-	0	0	27-	0	0	0
0475P	0	0	0	0	3	1	0	0	2	0	8	0	0	0
	0	0	0	8	3	0	0	6	0	0	19	0	0	0
	0	0	0	8-	0	1+	0	6-	2+	0	11-	0	0	0
0472Z	0	0	0	0	0	2	0	20	3	0	3	0	1	2
	0	0	3	0	0	3	1	43	2	0	5	0	0	1
	0	0	3-	0	0	1-	1-	23-	1+	0	2-	0	1+	1+
04701	0	0	0	0	0	2	0	20	3	0	3	0	1	2
	0	0	0	0	0	2	0	27	1	0	3	0	0	0
	0	0	0	0	0	0	0	7-	2+	0	0	0	1+	2+
04702	0	0	0	0	0	0	0	0	0	0	0	0	0	0
	0	0	0	0	0	0	0	0	0	0	0	0	0	0
04704	0	0	0	0	0	0	0	0	0	0	0	0	0	0
	0	0	3	0	0	1	1	16	1	0	2	0	0	1
	0	0	3-	0	0	1-	1-	16-	1-	0	2-	0	0	1-
04705	0	0	0	0	0	0	0	0	0	0	0	0	0	0
	0	0	0	0	0	0	0	0	0	0	0	0	0	0
*****	0	0	15	2	5	45	3	70	50	1	77	0	0	9
048AL	0	1	38	0	14	26	1	166	31	2	40	0	0	8
	0	1-	23-	2+	9-	19+	2+	96-	19+	1-	37+	0	0	1+
*****	0	0	13	2	5	22	1	16	4	1	44	0	0	4
048RU	0	0	15	0	14	12	0	51	3	1	23	0	0	3
	0	0	2-	2+	9-	10+	1+	35-	1+	0	21+	0	0	1+
04850	0	0	13	0	5	1	1	11	3	1	37	0	0	4
	0	0	13	0	14	6	0	40	3	1	22	0	0	3
	0	0	0	0	9-	5-	1+	29-	0	0	15+	0	0	1+
0485P	0	0	0	2	0	21	0	5	1	0	7	0	0	0
	0	0	2	0	0	6	0	11	0	0	1	0	0	0
	0	0	2-	2+	0	15+	0	6-	1+	0	6+	0	0	0
0482Z	0	0	2	0	0	23	2	54	46	0	33	0	0	5
	0	1	23	0	0	14	1	115	28	1	17	0	0	5
	0	1-	21-	0	0	9+	1+	61-	18+	1-	16+	0	0	0
04801	0	0	0	0	0	11	2	7	8	0	0	0	0	0
	0	0	20	0	0	7	1	19	9	0	0	0	0	4
	0	0	20-	0	0	4+	1+	12-	1-	0	0	0	0	4-
04802	0	0	2	0	0	12	0	47	38	0	30	0	0	4
	0	1	2	0	0	7	0	87	18	1	17	0	0	1
	0	1-	0	0	0	5+	0	40-	20+	1-	13+	0	0	1+

PAGE 69
PART II ARRESTS BY CHARGE AND AGENCY TYPE
JUVENILE ADULTS GRAND TOTAL OTHER ASSAULTS ARSON FORGERY FRAUD EMBEZZLE STOLEN PROPERTY VANDAL ILLEGAL WEAPONS

MIDDLEBOURNE PD	83	0	0	0	0	0	0	0	0	0	0	0	0
	82	0	11	11	0	0	0	0	0	0	0	0	0
CHANGE	0	11-	11-	0	0	0	0	0	0	0	0	0	0
FRIENDLY PD	83	1	4	5	1	0	0	0	0	0	0	0	0
	82	0	0	0	0	0	0	0	0	0	0	0	0
CHANGE	1+	4+	5+	1+	0	0	0	0	0	0	0	0	0

HP'SHUR 1+	TOTAL	81	41	1,492	1117	100	0	0	407	0	1	1	1
	82	47	1374	1400	100	0	17	767	10	5	14	14	4
CHANGE	4-	61-	65	8-	0	7-	38+	10-	2-	8+	18-	18-	0

RURAL	83	40	1093	1133	92	0	5	605	0	3	10	25	
	82	36	1051	1087	95	0	13	567	10	5	7	46	
CHANGE	4+	42+	46+	3-	0	8-	38+	10-	2-	3+	21-		
SHERIFF	83	36	962	998	81	0	4	595	0	2	5	19	
	82	15	782	797	62	0	4	459	0	2	0	40	
CHANGE	21+	180+	201+	19+	0	0	136+	0	0	5+	21-		
STATE POLICE	83	4	131	135	11	0	1	10	0	1	5	6	
	82	21	269	290	33	0	9	108	10	3	7	6	
CHANGE	17-	138-	155-	22-	0	8-	98-	10-	2-	2-	0		
MUNICIPAL	83	3	199	202	8	0	3	0	0	0	14	3	
	82	11	302	313	13	0	2	0	0	0	9	0	
CHANGE	8-	103-	111-	5-	0	1+	0	0	0	0	5+	3+	
BUCKHANNON PD	83	3	199	202	8	0	3	0	0	0	14	3	
	82	11	302	313	13	0	2	0	0	0	9	0	
CHANGE	8-	103-	111-	5-	0	1+	0	0	0	0	5+	3+	

WAYNE CTY	TOTAL	83	134	999	1133	78	5	69	105	0	34	40	55
	82	31	1374	1405	93	5	3	88	3	20	15	61	
CHANGE	103+	375-	272-	15-	0	66+	17+	3-	14+	25+	6-		

RURAL	83	109	642	751	77	5	69	105	0	32	40	50	
	82	7	843	850	90	0	2	88	3	18	14	59	
CHANGE	102+	201-	99-	13-	5+	67+	17+	3-	14+	26+	9-		
SHERIFF	83	1	250	251	39	0	2	62	0	5	9	26	
	82	2	490	492	68	0	1	88	2	1	13	47	
CHANGE	1-	240-	241-	29-	0	1+	26-	2-	4+	4-	21-		
STATE POLICE	83	108	392	500	38	5	67	43	0	27	31	24	
	82	5	353	358	22	0	1	0	1	17	1	12	
CHANGE	103+	39+	142+	16+	5+	66+	43+	1-	10+	30+	12+		
MUNICIPAL	83	25	357	382	1	0	0	0	0	2	0	5	
	82	24	531	555	3	5	1	0	0	2	1	2	
CHANGE	1+	174-	173-	2-	5-	1-	0	0	0	1-	3+		
CEREDO PD	83	2	44	46	1	0	0	0	0	0	0	0	
	82	1	75	76	1	0	1	0	0	0	0	0	
CHANGE	1+	31-	30-	0	0	1-	0	0	0	0	0	0	
KENOVA PD	83	23	269	292	0	0	0	0	0	2	0	5	
	82	17	357	374	2	5	0	0	0	2	0	2	
CHANGE	6+	88-	82-	2-	5-	0	0	0	0	0	0	3+	
WAYNE PD	83	0	6	6	0	0	0	0	0	0	0	0	
	82	4	20	24	0	0	0	0	0	0	1	0	
CHANGE	4-	14-	18-	0	0	0	0	0	0	0	1-	0	
FORT GAY PD	83	0	38	38	0	0	0	0	0	0	0	0	
	82	2	79	81	0	0	0	0	0	0	0	0	
CHANGE	2-	41-	43-	0	0	0	0	0	0	0	0	0	

WEBSTER CTY	TOTAL	83	9	356	365	50	4	50	1	10	18	31	
	82	5	495	500	35	0	3	42	0	1	19	31	
CHANGE	4+	139-	135-	15+	4+	2-	8+	1+	9+	1-	0		

RURAL	83	5	300	305	49	4	1	50	1	10	17	31	
	82	5	304	309	33	0	3	42	0	1	19	31	
CHANGE	0	4-	4-	16+	4+	2-	8+	1+	9+	2-	0		
SHERIFF	83	3	197	200	34	0	0	43	0	9	13	30	
	82	2	176	178	29	0	0	35	0	8	8	26	
CHANGE	1+	21+	22+	5+	0	0	8+	0	9+	5+	4+		
STATE POLICE	83	2	103	105	15	4	1	7	1	1	4	1	
	82	3	128	131	4	0	3	7	0	1	11	5	
CHANGE	1-	25-	26-	11+	4+	2-	0	1+	0	7-	4-		
MUNICIPAL	83	4	56	60	1	0	0	0	0	0	1	0	
	82	0	191	191	2	0	0	0	0	0	0	0	
CHANGE	4+	135-	131-	1-	0	0	0	0	0	0	1+	0	
WEBSTER SPRINGS PD	83	4	49	53	1	0	0	0	0	0	1	0	
	82	0	143	143	2	0	0	0	0	0	0	0	
CHANGE	4+	94-	90-	1-	0	0	0	0	0	0	1+	0	
COWEN PD	83	0	7	7	0	0	0	0	0	0	0	0	
	82	0	48	48	0	0	0	0	0	0	0	0	
CHANGE	0	41-	41-	0	0	0	0	0	0	0	0	0	
CAMDEN-ON-GAULEY PD	83	0	0	0	0	0	0	0	0	0	0	0	
	82	0	0	0	0	0	0	0	0	0	0	0	
CHANGE	0	0	0	0	0	0	0	0	0	0	0	0	

	COML VICE	SEX OFFENSES	NARCOTIC AND DRUG	PART II GAMBLING	ARRESTS BY FAMILY OFFENSES	BY CHARGE DRIVING UND INFL	70 AND LIQUOR LAWS	AGENCY TYPE DRUNK-ENNESS	DISORD CONDUCT	VAGRANCY	OTHER OFFENSES	SUSPICION	CURFEW LOITER	RUN-AWAYS
04803	0	0	0	0	0	0	0	0	0	0	0	0	0	0
	0	0	1	0	0	0	0	9	1	0	0	0	0	0
	0	0	1-	0	0	0	0	9-	1-	0	0	0	0	0
04804	0	0	0	0	0	0	0	0	0	0	3	0	0	1
	0	0	0	0	0	0	0	0	0	0	0	0	0	0
	0	0	0	0	0	0	0	0	0	0	3+	0	0	1+

049AL	0	0	36	2	0	56	3	139	39	1	260	0	0	31
	0	1	18	7	4	65	2	334	24	2	159	0	3	14
	0	1-	18+	5-	4-	9-	1+	195-	15+	1-	101+	0	3-	17+

049RU	0	0	35	1	0	32	3	68	0	0	224	0	0	30
	0	1	11	7	2	38	2	123	1	1	143	0	3	12
	0	1-	24+	6-	2-	6-	1+	55-	1-	1-	81+	0	3-	18+
04950	0	0	30	1	0	19	3	38	0	0	172	0	0	29
	0	0	4	0	0	31	0	67	0	1	116	0	3	8
	0	0	26+	1+	0	12-	3+	29-	0	1-	56+	0	3-	21+
0495P	0	0	5	0	0	13	0	30	0	0	52	0	0	1
	0	1	7	7	2	7	2	56	1	0	27	0	0	4
	0	1-	2-	7-	2-	6+	2-	26-	1-	0	25+	0	0	3-
0492Z	0	0	1	1	0	24	0	71	39	1	36	0	0	1
	0	0	7	0	2	27	0	211	23	1	16	0	0	2
	0	0	6-	1+	2-	3-	0	140-	16+	0	20+	0	0	1-
04901	0	0	1	1	0	24	0	71	39	1	36	0	0	1
	0	0	7	0	2	27	0	211	23	1	16	0	0	2
	0	0	6-	1+	2-	3-	0	140-	16+	0	20+	0	0	1-

050AL	0	7	41	4	31	91	4	370	22	2	160	0	2	13
	0	0	17	1	59	58	0	808	41	2	129	0	1	1
	0	7+	24+	3+	28-	33+	4+	438-	19-	0	31+	0	1+	12+

050RU	0	6	28	4	31	45	4	140	0	1	105	0	0	9
	0	0	10	1	59	13	0	388	1	0	104	0	0	0
	0	6+	18+	3+	28-	32+	4+	248-	1-	1+	1+	0	0	9+
05050	0	0	7	0	25	17	0	21	0	1	37	0	0	0
	0	0	2	1	59	7	0	182	0	0	21	0	0	0
	0	0	5+	1-	34-	10+	0	161-	0	1+	16+	0	0	0
0505P	0	6	21	4	6	28	4	119	0	0	68	0	0	9
	0	0	8	0	0	6	0	206	1	0	83	0	0	0
	0	6+	13+	4+	6+	22+	4+	87-	1-	0	15-	0	0	9+
0502Z	0	1	13	0	0	46	0	230	22	1	55	0	2	4
	0	0	7	0	0	45	0	420	40	2	25	0	1	1
	0	1+	6+	0	0	1+	0	190-	18-	1-	30+	0	1+	3+
05001	0	1	0	0	0	15	0	23	6	0	0	0	0	0
	0	0	0	0	0	12	0	51	9	0	2	0	0	0
	0	1+	0	0	0	3+	0	28-	3-	0	2-	0	0	0
05002	0	0	13	0	0	31	0	163	16	1	55	0	2	4
	0	0	7	0	0	32	0	274	28	2	19	0	0	1
	0	0	6+	0	0	1-	0	111-	12-	1-	36+	0	2+	3+
05003	0	0	0	0	0	0	0	6	0	0	0	0	0	0
	0	0	0	0	0	1	0	17	0	0	4	0	1	0
	0	0	0	0	0	1-	0	11-	0	0	4-	0	1-	0
05004	0	0	0	0	0	0	0	38	0	0	0	0	0	0
	0	0	0	0	0	0	0	78	3	0	0	0	0	0
	0	0	0	0	0	0	0	40-	3-	0	0	0	0	0

051AL	0	19	19	0	1	47	3	61	3	0	47	0	0	0
	0	1	34	2	3	75	9	193	1	0	51	0	0	0
	0	18+	15-	2-	2-	28-	6-	132-	2+	0	4-	0	0	0

051RU	0	19	11	0	1	41	0	29	0	0	41	0	0	0
	0	1	27	2	3	43	4	54	1	0	45	0	0	0
	0	18+	16-	2-	2-	2-	4-	25-	1-	0	4-	0	0	0
05150	0	19	3	0	1	17	0	10	0	0	21	0	0	0
	0	1	7	0	1	14	0	27	0	0	30	0	0	0
	0	18+	4-	0	0	3+	0	17-	0	0	9-	0	0	0
0515P	0	0	8	0	0	24	0	19	0	0	20	0	0	0
	0	0	20	2	2	29	4	27	1	0	15	0	0	0
	0	0	12-	2-	2-	5-	4-	8-	1-	0	5+	0	0	0
0512Z	0	0	8	0	0	6	3	32	3	0	6	0	0	0
	0	0	7	0	0	32	5	139	0	0	62	0	0	0
	0	0	1+	0	0	26-	2-	107-	3+	0	0	0	0	0
05101	0	0	8	0	0	2	3	29	3	0	6	0	0	0
	0	0	0	0	0	14	5	116	0	0	6	0	0	0
	0	0	8+	0	0	12-	2-	87-	3+	0	0	0	0	0
05102	0	0	0	0	0	4	0	3	0	0	0	0	0	0
	0	0	7	0	0	18	0	23	0	0	0	0	0	0
	0	0	7-	0	0	14-	0	20-	0	0	0	0	0	0
05103	0	0	0	0	0	0	0	0	0	0	0	0	0	0
	0	0	0	0	0	0	0	0	0	0	0	0	0	0
	0	0	0	0	0	0	0	0	0	0	0	0	0	0

PAGE 73
PART II ARRESTS BY CHARGE AND AGENCY TYPE

		JUVENILE	ADULTS	GRAND TOTAL	OTHER ASSAULTS	ARSON	FORGERY	FRAUD	EMBEZZLE	STOLEN PROPERTY	VANDAL	ILLEGAL WEAPONS
WETZEL CTY	TOTAL	83	70	403	473	24	1	2	3	0	22	36
	82	63	453	516	27	5	9	3	0	1	13	25
	CHANGE	7+	50-	43-	3-	4-	7-	0	0	1-	9+	11+
	RURAL	83	14	177	191	16	1	0	3	0	2	31
	82	5	250	255	21	2	6	1	0	0	1	24
	CHANGE	9+	73-	64-	5-	1-	6-	2+	0	0	1+	7+
	SHERIFF	81	9	114	118	7	0	0	0	0	0	14
	82	2	191	193	19	2	3	0	0	0	1	23
	CHANGE	2+	77-	75-	12-	2-	3-	3+	0	0	1-	7+
	STATE POLICE	83	10	63	73	9	1	0	0	0	2	1
	82	3	59	62	2	0	3	1	0	0	0	1
	CHANGE	7+	4+	11+	7+	1+	3-	1-	0	0	2+	0
	MUNICIPAL	83	56	226	282	8	0	2	0	0	20	5
	82	58	203	261	6	3	3	2	0	1	12	1
	CHANGE	2-	23+	21+	2+	3-	1-	2-	0	1-	8+	4+
	HUNDRED PD	83	4	9	13	0	0	0	0	0	7	0
	82	3	6	9	0	0	0	0	0	0	4	0
	CHANGE	1+	3+	4+	0	0	0	0	0	0	3+	0
	NEW MARTINSVILLE PD	83	52	217	269	8	0	2	0	0	13	5
	82	55	196	251	6	3	3	2	0	1	8	1
	CHANGE	3-	21+	18+	2+	3-	1-	2-	0	1-	5+	4+
	PINE GROVE PD	83	0	0	0	0	0	0	0	0	0	0
	82	0	1	1	0	0	0	0	0	0	0	0
	CHANGE	0	1-	1-	0	0	0	0	0	0	0	0
	SMITHFIELD PD	83	0	0	0	0	0	0	0	0	0	0
	82	0	0	0	0	0	0	0	0	0	0	0
	CHANGE	0	0	0	0	0	0	0	0	0	0	0
WIRT CTY	TOTAL	83	4	149	153	16	0	0	11	0	3	51
	82	7	136	143	8	0	1	6	0	0	0	31
	CHANGE	3-	13+	10+	8+	0	1-	5+	0	0	3+	20+
	RURAL	83	4	149	153	16	0	0	11	0	3	51
	82	5	108	113	8	0	1	6	0	0	0	31
	CHANGE	1-	41+	40+	8+	0	1-	5+	0	0	3+	20+
	SHERIFF	83	3	99	102	4	0	0	0	0	0	46
	82	3	65	68	0	0	0	0	0	0	0	30
	CHANGE	0	34+	34+	4+	0	0	0	0	0	0	16+
	STATE POLICE	83	1	50	51	12	0	0	11	0	3	5
	82	2	43	45	8	0	1	6	0	0	0	1
	CHANGE	1-	7+	6+	4+	0	1-	5+	0	0	3+	4+
	MUNICIPAL	83	0	0	0	0	0	0	0	0	0	0
	82	2	28	30	0	0	0	0	0	0	0	0
	CHANGE	2-	28-	30-	0	0	0	0	0	0	0	0
	ELIZABETH PD	83	0	0	0	0	0	0	0	0	0	0
	82	2	28	30	0	0	0	0	0	0	0	0
	CHANGE	2-	28-	30-	0	0	0	0	0	0	0	0
WOOD CTY	TOTAL	83	52	1735	1787	217	4	29	184	2	14	49
	82	73	2151	2224	215	4	13	142	5	12	40	47
	CHANGE	21-	416-	437-	2+	0	16+	42+	3-	2+	9+	12-
	RURAL	83	6	598	604	104	0	15	132	2	0	16
	82	6	724	730	118	0	2	120	0	9	12	25
	CHANGE	0	126-	126-	14-	0	13+	12+	2+	9-	8+	9-
	SHERIFF	83	0	469	469	91	0	15	132	0	0	11
	82	2	566	568	110	0	0	120	0	2	7	22
	CHANGE	2-	97-	99-	19-	0	15+	12+	0	2-	5+	11-
	STATE POLICE	83	6	129	135	13	0	0	0	2	0	5
	82	4	158	162	8	0	2	0	0	7	3	3
	CHANGE	2+	29-	27-	5+	0	2-	0	2+	7-	3+	2+
	MUNICIPAL	83	46	1137	1183	113	4	14	52	0	14	19
	82	67	1427	1494	97	4	11	22	5	3	28	32
	CHANGE	21-	290-	311-	16+	0	3+	30+	5-	11+	1+	3-
	PARKERSBURG PD	83	31	996	1027	109	4	11	48	0	14	15
	82	43	1272	1315	90	3	8	15	5	3	26	19
	CHANGE	12-	276-	288-	19+	1+	3+	33+	5-	11+	1+	4-
	VIENNA PD	83	6	118	124	2	0	3	3	0	0	3
	82	15	117	132	3	0	3	7	0	0	1	2
	CHANGE	9-	1+	8-	1-	0	0	4-	0	0	0	1+
	WILLIAMSTOWN PD	83	9	23	32	2	0	0	1	0	0	1
	82	9	38	47	4	1	0	0	0	0	1	1
	CHANGE	0	15-	15-	2-	1-	0	1+	0	0	0	0
WYOMING CTY	TOTAL	83	47	868	915	39	0	5	2	0	23	30
	82	23	1101	1124	35	0	5	1	0	6	1	22
	CHANGE	24+	233-	209-	4+	0	0	1+	0	17+	13+	3+

COMPL VICE	SEX OFFENSES	PART II NARCOTIC AND DRUG	GAMBLING	ARRESTS FAMILY OFFENSES	BY CHARGE DRIVING UND INFL	74 AND AGENCY TYPE LIQUOR LAWS	DRUNK- ENNESS	DISORD CONDUCT	VAGRANCY	OTHER OFFENSES	SUSPICION	CURFEW LOITER	RUN- AWAYS	
***** 052AL	0 1 1-	2 0 2+	10 28 18-	0 0 0	0 1 1-	91 63 28+	7 0 7+	53 151 98-	52 8 44+	0 0 0	158 172 14-	0 0 0	0 4 4-	12 5 7+
***** 052RU	0 1 1-	1 0 1+	7 27 20-	0 0 0	0 1 1-	35 11 24+	0 0 0	8 41 33-	1 0 1+	0 0 0	79 118 39-	0 0 0	0 0 0	7 1 6+
05250	0 0 0	1 0 1+	2 10 8-	0 0 0	0 0 0	6 5 1+	0 0 0	5 31 26-	0 0 0	0 0 0	64 99 35-	0 0 0	0 0 0	0 0 0
0525P	0 1 1-	0 0 0	5 17 12-	0 0 0	0 1 1-	29 6 23+	0 0 0	3 10 7-	1 0 1+	0 0 0	15 19 4-	0 0 0	0 0 0	7 1 6+
0522Z	0 0 0	1 0 1+	3 1 2+	0 0 0	0 0 0	56 52 4+	7 0 7+	45 110 65-	51 8 43+	0 0 0	79 54 25+	0 0 0	4 4 4-	5 4 1+
05201	0 0 0	0 0 0	0 0 0	0 0 0	0 0 0	1 0 1+	0 0 0	3 4 1-	2 1 1+	0 0 0	0 0 0	0 0 0	0 0 0	0 0 0
05202	0 0 0	1 0 1+	3 1 2+	0 0 0	0 0 0	55 52 3+	7 0 7+	42 105 63-	49 7 42+	0 0 0	79 54 25+	0 0 0	4 4 4-	5 4 1+
05204	0 0 0	0 0 0	0 0 0	0 0 0	0 0 0	0 0 0	0 0 0	0 1 1-	0 0 0	0 0 0	0 0 0	0 0 0	0 0 0	0 0 0
05206	0 0 0	0 0 0	0 0 0	0 0 0	0 0 0	0 0 0	0 0 0	0 0 0	0 0 0	0 0 0	0 0 0	0 0 0	0 0 0	0 0 0
***** 053AL	0 0 0	0 1 1-	2 10 8-	0 0 0	0 0 0	10 9 1+	2 0 2+	18 31 33-	0 0 0	0 0 0	40 26 14+	0 0 0	0 0 0	0 0 0
***** 053RU	0 0 0	0 1 1-	2 8 6-	0 0 0	0 0 0	10 6 4+	2 0 2+	18 26 8-	0 0 0	0 0 0	40 26 14+	0 0 0	0 0 0	0 0 0
05350	0 0 0	0 0 0	2 4 2-	0 0 0	0 0 0	2 4 2-	0 0 0	9 8 1+	0 0 0	0 0 0	39 22 17+	0 0 0	0 0 0	0 0 0
0535P	0 0 0	1 0 1-	0 4 4-	0 0 0	0 0 0	8 2 6+	2 0 2+	9 18 9-	0 0 0	0 0 0	1 4 3-	0 0 0	0 0 0	0 0 0
0532Z	0 0 0	0 0 0	0 2 2-	0 0 0	0 0 0	0 3 3-	0 0 0	0 25 25-	0 0 0	0 0 0	0 0 0	0 0 0	0 0 0	0 0 0
05301	0 0 0	0 0 0	0 2 2-	0 0 0	0 0 0	0 3 3-	0 0 0	0 25 25-	0 0 0	0 0 0	0 0 0	0 0 0	0 0 0	0 0 0
***** 054AL	0 1 1-	12 12 0	13 74 61-	0 6 6-	22 36 14-	464 223 241+	7 21 14-	318 843 525-	12 33 21-	0 0 0	400 486 86-	0 0 0	0 0 0	5 11 6-
***** 054RU	0 0 0	2 5 3-	1 26 25-	0 1 1-	20 36 16-	52 23 29+	1 3 2-	46 121 75-	0 2 2-	0 0 0	191 227 36-	0 0 0	0 0 0	2 0 2+
05450	0 0 0	0 2 2-	1 2 1-	0 1 1-	20 36 16-	19 7 12+	1 3 2-	8 42 34-	0 2 2-	0 0 0	159 212 53-	0 0 0	0 0 0	0 0 0
0545P	0 0 0	2 3 1-	0 24 24-	0 0 0	0 0 0	33 16 17+	0 0 0	38 79 41-	0 0 0	0 0 0	32 15 17+	0 0 0	0 0 0	2 0 2+
0542Z	0 1 1-	10 7 3+	12 48 36-	0 5 5-	2 0 2+	412 200 212+	6 18 12-	272 722 450-	12 31 19-	0 0 0	209 259 50-	0 0 0	0 0 0	3 11 8-
05401	0 1 1-	9 5 4+	9 42 33-	0 4 4-	1 0 1+	352 163 189+	0 16 16-	219 645 426-	7 19 12-	0 0 0	200 243 43-	0 0 0	0 0 0	2 8 6-
05402	0 0 0	1 2 1-	2 0 2+	0 1 1-	0 0 0	60 37 23+	0 2 2-	41 62 21-	2 0 2+	0 0 0	5 10 5-	0 0 0	0 0 0	1 2 1-
05403	0 0 0	0 0 0	1 6 5-	0 0 0	1 0 1+	0 0 0	6 0 6+	12 15 3-	3 12 9-	0 0 0	4 6 2-	0 0 0	0 0 0	0 1 1-
***** 055AL	0 2 2-	1 1 0	18 20 2-	0 0 0	2 0 2+	179 190 11-	1 3 2-	260 544 284-	30 24 6+	0 0 0	294 270 24+	0 0 0	13 0 13+	4 0 4+

PAGE 77
 PART II ARRESTS BY CHARGE AND AGENCY TYPE

		JUVENILE	ADULTS	GRAND TOTAL	OTHER ASSAULTS	ARSON	FORGERY	FRAUD	EMBEZZLE	STOLEN PROPERTY	VANDAL	ILLEGAL WEAPONS

RURAL	83	7	445	452	11	0	3	1	0	6	12	18
	82	4	571	575	6	0	1	1	0	5	1	12
	CHANGE	3+	126-	123-	5+	0	2+	0	0	1+	11+	6+
SHERIFF	83	0	330	330	0	0	0	0	0	0	0	12
	82	2	519	521	0	0	0	0	0	0	0	8
	CHANGE	2-	189-	191-	0	0	0	0	0	0	0	4+
STATE POLICE	83	7	115	122	11	0	3	1	0	6	12	6
	82	2	52	54	6	0	1	1	0	5	1	4
	CHANGE	5+	63+	68+	5+	0	2+	0	0	1+	11+	2+
MUNICIPAL	83	40	423	463	28	0	2	1	0	17	2	12
	82	19	530	549	29	0	4	0	0	1	0	10
	CHANGE	21+	107-	86-	1-	0	2-	1+	0	16+	2+	2+
MULLENS PD	83	23	88	111	8	0	0	1	0	10	2	4
	82	5	77	82	0	0	0	0	0	0	0	3
	CHANGE	18+	11+	29+	8+	0	0	1+	0	10+	2+	1+
PINEVILLE PD	83	3	101	104	2	0	0	0	0	2	0	0
	82	1	207	208	0	0	1	0	0	0	0	1
	CHANGE	2+	106-	104-	2+	0	1-	0	0	2+	0	1-
OCEANA PD	83	14	234	248	18	0	2	0	0	5	0	8
	82	13	246	259	29	0	3	0	0	1	0	6
	CHANGE	1+	12-	11-	11-	0	1-	0	0	4+	0	2+

	COML VICE	SEX OFFENSES	PART II NARCOTIC AND DRUG	GAMBLING	ARRESTS BY FAMILY OFFENSES	CHARGE DRIVING UND INFL	AND LIQUOR LAWS	AGENCY TYPE DRUNK-ENNESS	DISORD CONDUCT	VAGRANCY	OTHER OFFENSES	SUSPICION	CURFEW LOITER	RUN-AWAYS
055RU	0	1	3	0	0	68	1	108	0	0	220	0	0	0
	0	1	3	0	0	96	0	251	0	0	200	0	0	0
	0	0	0	0	0	26-	1+	143-	0	0	20+	0	0	0
05550	0	0	2	0	0	45	0	78	0	0	193	0	0	0
	0	0	1	0	0	79	0	242	0	0	191	0	0	0
	0	0	1+	0	0	34-	0	164-	0	0	7+	0	0	0
0555P	0	1	1	0	0	23	1	30	0	0	27	0	0	0
	0	1	2	0	0	14	0	9	0	0	9	0	0	0
	0	0	1-	0	0	8+	1+	21+	0	0	18+	0	0	0
05577	0	0	14	0	0	111	0	152	30	0	74	0	13	4
	2	0	17	0	0	96	3	293	24	0	70	0	0	0
	2-	0	2-	0	2+	15+	3-	141-	6+	0	4+	0	13+	4+
05501	0	0	3	0	1	25	0	22	11	0	7	0	13	4
	0	0	0	0	0	16	3	52	4	0	4	0	0	0
	0	0	3+	0	1+	9+	3-	30-	7+	0	3+	0	13+	4+
05502	0	0	0	0	1	19	0	38	2	0	40	0	0	0
	0	0	0	0	0	34	0	143	3	0	26	0	0	0
	0	0	0	0	1+	15-	0	105-	1-	0	14+	0	0	0
05503	0	0	12	0	0	67	0	92	17	0	27	0	0	0
	2	0	17	0	0	46	0	98	17	0	40	0	0	0
	2-	0	5-	0	0	21+	0	6-	0	0	13-	0	0	0

D. N. R.
Department of Natural Resources

DEPARTMENT OF NATURAL RESOURCES DISTRICT 1

Arrests By Age Persons Under 18 Years of Age

January-December 1983, 1982

F DIST 1
AGENCY IDENTIFIER

WEST VIRGINIA
AGE, SEX, RACE AND ETHNIC ORIGIN OF PERSONS ARRESTED, under 18 years of age
(INCLUDE THOSE RELEASED WITHOUT HAVING BEEN FORMALLY CHARGED)

CLASSIFICATION OF OFFENSES	SEX	AGE						Total Under 18	RACE			ETHNIC ORIGIN	
		Under 10	10-12	13-14	15	16	17		White	Black	Other Race Not Specified	Hispanic	Not Hispanic
Misdemeanor	01A Male												
	01B Female												
Misdemeanor	02 Male												
	03 Female												
Fourth Class	04 Male												
	05 Female												
Misdemeanor	06 Male												
	07 Female												
Violent Assault	08 Male												
	09 Female												
Burglary	10 Male												
	11 Female												
Break and Enter	12 Male												
	13 Female												
Larceny Theft (Except Motor Vehicle Theft)	14 Male												
	15 Female												
Motor Vehicle Theft	16 Male												
	17 Female												
Other Assaults	18 Male												
	19 Female												
Arson	20 Male												
	21 Female												
Forgery and Counterfeiting	22 Male												
	23 Female												
Fraud	24 Male												
	25 Female												
False Statements	26 Male												
	27 Female												
Stolen Property (Recept, Receipt, Possession)	28 Male												
	29 Female												
Violations	30 Male												
	31 Female												
Weapons Carrying, Possessing, etc.	32 Male				1	1	3	10	15	15			15
	33 Female												
Prostitution and Commercialized Vice	34 Male												
	35 Female												
Sex Offense (Except Forcible Rape and Prostitution)	36 Male												
	37 Female												
Drug Abuse Violations	38 Male												
	39 Female												
TOTAL (1) Sale/Manufacture	40 Male												
	41 Female												
Subtotal	42 Male												
	43 Female												
Opium or Cocaine and their Derivatives (Morphine, Heroin, Codeine)	44 Male												
	45 Female												
Marijuana	46 Male												
	47 Female												
Synthetic Narcotics Manufactured (Narcotics Which Can Cause True Drug Addiction (Demerol, Methadone))	48 Male												
	49 Female												
Other Dangerous Non-Narcotic Drugs (Barbiturates, Benzdrone)	50 Male												
	51 Female												
(2) Possession	52 Male												
	53 Female												
Subtotal	54 Male												
	55 Female												
Opium or Cocaine and their Derivatives (Morphine, Heroin, Codeine)	56 Male												
	57 Female												
Marijuana	58 Male												
	59 Female												
Synthetic Narcotics Manufactured (Narcotics Which Can Cause True Drug Addiction (Demerol, Methadone))	60 Male												
	61 Female												
Other Dangerous Non-Narcotic Drugs (Barbiturates, Benzdrone)	62 Male												
	63 Female												
TOTAL	64 Male												
	65 Female												
Gambling	66 Male												
	67 Female												
Bookmaking (Horse and Sport Book)	68 Male												
	69 Female												
Numbers and Lottery	70 Male												
	71 Female												
All Other Gambling	72 Male												
	73 Female												
Witness Against Family and Children	74 Male												
	75 Female												
Driving Under The Influence	76 Male												
	77 Female												
Escape From	78 Male												
	79 Female												
Drunkennes	80 Male												
	81 Female												
Unauthorized Crossing	82 Male												
	83 Female												
Violation	84 Male												
	85 Female												
All Other Offenses (Except Traffic)	86 Male												
	87 Female												
Not Reported to NVA	88 Male												
	89 Female												
Traffic and Licensing (No. Violations)	90 Male												
	91 Female												
Misc. Areas	92 Male												
	93 Female												
	94 Male												
	95 Female												
	96 Male												
	97 Female												
	98 Male												
	99 Female												
(GRAND) TOTAL													15

**DEPARTMENT OF NATURAL RESOURCES
DISTRICT 2**

**Arrests By Age
Persons Under 18 Years of Age**

January-December 1963, 1962

CLASSIFICATION OF OFFENSES	SEX	AGE						Total Under 18	RACE			ETHNIC ORIGIN		
		Under 10	10 12	13 14	15	16	17		White	Black	Other Than White or Black	Hispanic	Not Hispanic	
Murder	01A Male													
	Female													
Manlaughter	01B Male													
	Female													
Forcible Rape	02 Male													
	Female													
Robbery	03 Male													
	Female													
Forcible Assault	04 Male													
	Female													
Burglary	05 Male													
Breaking and Entering	Female													
Larceny Theft (Except Motor Vehicle Theft)	06 Male													
	Female													
Motor Vehicle Theft	07 Male													
	Female													
Other Assault	08 Male													
	Female													
Arson	09 Male													
	Female													
Forgery and Counterfeiting	10 Male													
	Female													
Fraud	11 Male													
	Female													
Embezzlement	12 Male													
	Female													
Stolen Property, Buying, Receiving, Possessing	13 Male													
	Female													
Vandalism	14 Male													
	Female													
Weapons, Carrying, Possessing etc	15 Male					5	4	9	9					9
	Female													
Prostitution and Commercialized Vice	16 Male													
	Female													
Sex Offenses (Except Forcible Rape and Prostitution)	17 Male													
	Female													
Drug Abuse Violations	18 Male					2		2	2					2
	Female													
11) Sale/Manufacturing	180 Male													
Subtotal	Female													
Opium or Cocaine and their Derivatives (Morphine, Heroin, Codeine)	a Male													
	Female													
Marjuana	b Male													
	Female													
Synthetic Narcotics-Manufactured Narcotics Which Can Cause True Drug Addiction (Demerol, Methadone)	c Male													
	Female													
Other Dangerous Non Narcotic Drugs (Barbiturates, Benzodrine)	d Male													
	Female													
12) Possession	185 Male					2		2	2					2
Subtotal	Female													
Opium or Cocaine and Their Derivatives (Morphine, Heroin, Codeine)	e Male													
	Female													
Marjuana	f Male					2		2	2					2
	Female													
Synthetic Narcotics-Manufactured Narcotics Which Can Cause True Drug Addiction (Demerol, Methadone)	g Male													
	Female													
Other Dangerous Non Narcotic Drugs (Barbiturates, Benzodrine)	h Male													
	Female													
Gambling	19 Male													
	Female													
Bookmaking (Horse and Sport Book)	19A Male													
	Female													
Numbers and Lottery	19B Male													
	Female													
All Other Gambling	19C Male													
	Female													
Offenses Against Family and Children	20 Male													
	Female													
Driving Under The Influence	21 Male													
	Female													
Liquor Laws	22 Male													
	Female													
Drunkenness	23 Male													
	Female													
Disorderly Conduct	24 Male													
	Female													
Vagrancy	25 Male													
	Female													
All Other Offenses (Except Traffic)	26 Male					1	1	1	3	3				3
	Female													
Suspicion Not Reported in WVA	27 Male													
	Female													
Curfew and Loitering Law Violations	28 Male													
	Female													
Run Aways	29 Male													
	Female													
GRAND TOTAL						1	8	5	14	14				14

DEPARTMENT OF NATURAL RESOURCES DISTRICT 3

Arrests By Age Persons Under 18 Years of Age

January-December 1983, 1982

CLASSIFICATION OF OFFENSES	SEX	AGE							RACE				ETHNIC ORIGIN		
		Under 10	10-12	13-14	15	16	17	Total Under 18	White	Black	Am. Ind. or Alaska N.	Asian or Pac. Is. Is.	Hispanic	Not Hispanic	
Murder	01A	Male													
		Female													
Manlaughter	01B	Male													
		Female													
Forcible Rape	02	Male													
		Female													
Robbery	03	Male													
		Female													
Forcible Assault	04	Male													
		Female													
Burglary	05	Male													
		Female													
Breaking and Entering	06	Male													
		Female													
Larceny-Theft (Except Motor Vehicle Theft)	06	Male													
		Female													
Motor Vehicle Theft	07	Male													
		Female													
Other Assaults	08	Male													
		Female													
Arson	09	Male													
		Female													
Forgery and Counterfeiting	10	Male													
		Female													
Fraud	11	Male													
		Female													
Embezzlement	12	Male													
		Female													
Stolen Property Buying, Receiving, Possessing	13	Male													
		Female													
Vandalism	14	Male				1		2	3	3					3
		Female													
Weapons Carrying, Possessing, etc.	15	Male		1	3	3	6	13	13						13
		Female													
Prostitution and Commercialized Vice	16	Male													
		Female													
Sex Offenses (Except Forcible Rape and Prostitution)	17	Male													
		Female													
Drug Abuse	18	Male													
Violations		Female													
(1) Sale/Manufacturing	180	Male													
		Female													
Subtotal															
Opium or Cocaine and their Derivatives (Morphine, Heroin, Codeine)	a	Male													
		Female													
Marjuana	b	Male													
		Female													
Synthetic Narcotics-Manufactured Narcotics Which Can Cause True Drug Addiction (Demerol, Methadone)	c	Male													
		Female													
Other - Dangerous Non-Narcotic Drugs (Barbiturates, Benzodrine)	d	Male													
		Female													
(2) Possession	185	Male													
		Female													
Subtotal															
Opium or Cocaine and Their Derivatives (Morphine, Heroin, Codeine)	e	Male													
		Female													
Marjuana	f	Male													
		Female													
Synthetic Narcotics-Manufactured Narcotics Which Can Cause True Drug Addiction (Demerol, Methadone)	g	Male													
		Female													
Other - Dangerous Non-Narcotic Drugs (Barbiturates, Benzodrine)	h	Male													
		Female													
Gambling	19	Male													
		Female													
Bait-making (Horse and Sport Bait)	19A	Male													
		Female													
Numbers and Lottery	19B	Male													
		Female													
All Other Gambling	19C	Male													
		Female													
Offense Against Family and Children	20	Male													
		Female													
Driving Under The Influence	21	Male													
		Female													
Liquor Laws	22	Male													
		Female													
Drunkenness	23	Male													
		Female													
Disorderly Conduct	24	Male													
		Female													
Vagrancy	25	Male													
		Female													
All Other Offenses (Except Traffic)	26	Male		2	1		1	2	2						2
		Female													
Suspension Not Reported in WVA	27	Male													
		Female													
Curfew and Loitering Law Violations	28	Male													
		Female													
Run Aways	29	Male													
		Female													
GRAND TOTAL				3	5	3	9	20	20						20

DEPARTMENT OF NATURAL RESOURCES DISTRICT 4

Arrests By Age Persons Under 18 Years of Age

January-December 1963, 1962

CLASSIFICATION OF OFFENSES	SEX	AGE						Total Under 18	RACE			ETHNIC ORIGIN		
		Under 10	10-12	13-14	15	16	17		White	Black	Hispanic	Not Hispanic		
Murder	01A	Male												
		Female												
Manslaughter	01B	Male												
		Female												
Forcible Rape	02	Male												
		Female												
Robbery	03	Male												
		Female												
Kidnapping	04	Male												
		Female												
Armed and Dangerous	05	Male												
		Female												
Larceny-Theft (Except Motor Vehicle Theft)	06	Male												
		Female												
Motor Vehicle Theft	07	Male												
		Female												
Other Assaults	08	Male												
		Female												
Arson	09	Male												
		Female												
Forgery and Counterfeiting	10	Male												
		Female												
Fraud	11	Male												
		Female												
Embezzlement	12	Male												
		Female												
Stolen Property Buying, Receiving, Possession	13	Male												
		Female												
Vandalism	14	Male												
		Female												
Weapons, Carrying, Possessing etc.	15	Male					3	3	2	8	8			8
		Female												
Prostitution and Commercialized Vice	16	Male												
		Female												
Sex Offenses (Except Forcible Rape and Prostitution)	17	Male												
		Female												
Drug Abuse Violations	18	Male												
		Female												
(1) Sale/Manufacturing	18A	Male												
Subtotal		Female												
Opium or Cocaine and their Derivatives (Morphine, Heroin, Codeine)	a	Male												
		Female												
Marijuana	b	Male												
		Female												
Synthetic Narcotics-Manufactured Narcotics Which Can Cause True Drug Addiction (Demerol, Methadone)	c	Male												
		Female												
Other Dangerous Non-Narcotic Drugs (Barbiturates, Benzodrine)	d	Male												
		Female												
(2) Possession	18B	Male												
Subtotal		Female												
Opium or Cocaine and Their Derivatives (Morphine, Heroin, Codeine)	e	Male												
		Female												
Marijuana	f	Male												
		Female												
Synthetic Narcotics-Manufactured Narcotics Which Can Cause True Drug Addiction (Demerol, Methadone)	g	Male												
		Female												
Other Dangerous Non Narcotic Drugs (Barbiturates, Benzodrine)	h	Male												
		Female												
Gambling	19	Male												
		Female												
Bookmaking (Horse and Sport Book)	19A	Male												
		Female												
Numbers and Lottery	19B	Male												
		Female												
All Other Gambling	19C	Male												
		Female												
Offenses Against Family and Children	20	Male												
		Female												
Driving Under The Influence	21	Male												
		Female												
Liquor Laws	22	Male												
		Female												
Drunkenness	23	Male												
		Female												
Disorderly Conduct	24	Male												
		Female												
Voluntary	25	Male												
		Female												
All Other Offenses (Except Traffic)	26	Male												
		Female												
Suspicion Not Reported in WVA	27	Male												
		Female												
Curfew and Loitering Law Violations	28	Male												
		Female												
Run Aways	29	Male												
		Female												
GRAND TOTAL							3	3	2	8	8			8

**DEPARTMENT OF NATURAL RESOURCES
DISTRICT 5**

**Arrests By Age
Persons Under 18 Years of Age**

January-December 1983, 1982

CLASSIFICATION OF OFFENSES	SEX	AGE							Total Under 18	White	Blk.	Hispanic	ETHNIC ORIGIN	
		Under 10	10-12	13-14	15	16	17	Hispanic					Not Hispanic	
Murder	01A	Male												
		Female												
Manlaughter	01B	Male												
		Female												
Forcible Rape	02	Male												
		Female												
Robbery	03	Male												
		Female												
Indecent Assault	04	Male												
		Female												
Burglary	05	Male												
		Female												
Larceny Theft (Except Motor Vehicle Theft)	06	Male												
		Female												
Motor Vehicle Theft	07	Male												
		Female												
Other Assaults	08	Male												
		Female												
Arson	09	Male												
		Female												
Forgery and Counterfeiting	10	Male												
		Female												
Fraud	11	Male												
		Female												
Embezzlement	12	Male												
		Female												
Stolen Property - Buying, Receiving, Possessing	13	Male												
		Female												
Vandalism	14	Male												
		Female												
Weapons, Carrying, Possessing, etc	15	Male				1	1	3	5	5				5
		Female												
Prostitution and Commercialized Vice	16	Male												
		Female												
Sex Offenses (Except Forcible Rape and Prostitution)	17	Male												
		Female												
Drug Abuse Violations	18	Male												
		Female												
(1) Sale/Manufacturing	180	Male												
		Female												
Opium or Cocaine and their Derivatives (Morphine, Heroin, Codeine)	a	Male												
		Female												
Marijuana	b	Male												
		Female												
Synthetic Narcotics-Manufactured Narcotics Which Can Cause True Drug Addiction (Demerol, Methadone)	c	Male												
		Female												
Other - Dangerous Non-Narcotic Drugs (Barbiturates, Benzodrine)	d	Male												
		Female												
(2) Possession	185	Male												
		Female												
Opium or Cocaine and their Derivatives (Morphine, Heroin, Codeine)	e	Male												
		Female												
Marijuana	f	Male												
		Female												
Synthetic Narcotics-Manufactured Narcotics Which Can Cause True Drug Addiction (Demerol, Methadone)	g	Male												
		Female												
Other - Dangerous Non-Narcotic Drugs (Barbiturates, Benzodrine)	h	Male												
		Female												
Gambling	19	Male												
		Female												
Bookmaking (Horse and Sport Book)	19A	Male												
		Female												
Numbers and Lottery	19B	Male												
		Female												
All Other Gambling	19C	Male												
		Female												
Offenses Against Family and Children	20	Male												
		Female												
Driving Under The Influence	21	Male												
		Female												
Liquor Laws	22	Male												
		Female												
Drunkenness	23	Male												
		Female												
Disorderly Conduct	24	Male												
		Female												
Vagrancy	25	Male												
		Female												
All Other Offenses (Except Traffic)	26	Male												
		Female												
Suspicion Not Reported in WVA	27	Male												
		Female												
Curfew and Loitering Law Violations	28	Male												
		Female												
Run Aways	29	Male												
		Female												
GRAND TOTAL						1	1	3	5	5				5

DEPARTMENT OF NATURAL RESOURCES DISTRICT 5

Arrests By Age Persons Over 18 Years of Age

January-December 1963, 1962

CLASSIFICATION OF OFFENSES	SEX	AGE													RACE				ETHNIC ORIGIN										
		18	19	20	21	22	23	24	25-29	30-34	35-39	40-44	45-49	50-54	55-59	60-64	65 and Over	TOTAL	White	Black	Other Race (Ind. & Ch. Excl.)	Hispanic	Non Hispanic						
Murder	M																												
Murder	F																												
Manslaughter	M																												
Manslaughter	F																												
Forcible Rape	M																												
Forcible Rape	F																												
Robbery	M																												
Robbery	F																												
Felony Assault	M																												
Felony Assault	F																												
Burglary	M																												
Burglary	F																												
Breaking and Entering	M																												
Breaking and Entering	F																												
Larceny Theft (Except Motor Vehicle Theft)	M																												
Larceny Theft (Except Motor Vehicle Theft)	F																												
Motor Vehicle Theft	M																												
Motor Vehicle Theft	F																												
Other Assaults	M																												
Other Assaults	F																												
Arson	M																												
Arson	F																												
Forgery and Counterfeiting	M																												
Forgery and Counterfeiting	F																												
Fraud	M																												
Fraud	F																												
Embezzlement	M																												
Embezzlement	F																												
Stolen Property - Buying, Receiving, Possessing	M																												
Stolen Property - Buying, Receiving, Possessing	F																												
Vandalism	M																												
Vandalism	F																												
Weapons Carrying Possessing etc	M	12	9	4		6	4	4	21	22	14	8	11	11	3	4	2	135	133	2							135		
Weapons Carrying Possessing etc	F								1									1	1	2								1	
Prostitution and Commercialized Vice	M																												
Prostitution and Commercialized Vice	F																												
Sex Offenses (Except Fornication Rape and Prostitution)	M																												
Sex Offenses (Except Fornication Rape and Prostitution)	F																												
Drugs Above Violations	M			2	2			2	2									8	8									8	
Drugs Above Violations	F																												
(11) Subtotal	M			1	1			1										3	3									3	
(11) Subtotal	F																												
Opium or Cocaine and their Derivatives (Morphine Heroin Codeine)	M			1	1			1										3	3									3	
Opium or Cocaine and their Derivatives (Morphine Heroin Codeine)	F																												
Marijuana	M																												
Marijuana	F																												
Synthetic Narcotics-Manufactured Narcotics Which Can Cause True Drug Addiction (Demerol Methadone)	M																												
Synthetic Narcotics-Manufactured Narcotics Which Can Cause True Drug Addiction (Demerol Methadone)	F																												
Other Dangerous Non Narcotic Drugs (Barbiturates Benzodrine)	M																												
Other Dangerous Non Narcotic Drugs (Barbiturates Benzodrine)	F																												
(12) Possession	M			1	1			1	2									5	5										5
(12) Possession	F																												
Opium or Cocaine and their Derivatives (Morphine Heroin Codeine)	M			1	1			1	2									5	5										5
Opium or Cocaine and their Derivatives (Morphine Heroin Codeine)	F																												
Marijuana	M																												
Marijuana	F																												
Synthetic Narcotics-Manufactured Narcotics Which Can Cause True Drug Addiction (Demerol Methadone)	M																												
Synthetic Narcotics-Manufactured Narcotics Which Can Cause True Drug Addiction (Demerol Methadone)	F																												
Other Dangerous Non Narcotic Drugs (Barbiturates Benzodrine)	M																												
Other Dangerous Non Narcotic Drugs (Barbiturates Benzodrine)	F																												
Gambling	M																												
Gambling	F																												
Bookmaking (Horse and Sport Book)	M																												
Bookmaking (Horse and Sport Book)	F																												
Numbers and Lottery	M																												
Numbers and Lottery	F																												
All Other Gambling	M																												
All Other Gambling	F																												
Offenses Against Family and Children	M																												
Offenses Against Family and Children	F																												
Driving Under The Influence	M																												
Driving Under The Influence	F																												
Minor Laws	M																												
Minor Laws	F																												
Unlawful	M			1														1	2	2									2
Unlawful	F																												
Offenderly Conduct	M																												
Offenderly Conduct	F																												
Violations	M																												
Violations	F																												
All Other Offenses (Except Traffic)	M							1	1									3	3										3
All Other Offenses (Except Traffic)	F																												
Not Reported to WVA	M																												
Not Reported to WVA	F																												
GRAND TOTAL		12	9	7	2	6	5	7	24	22	15	8	11	11	3	4	3	149	147	2								149	

**DEPARTMENT OF NATURAL RESOURCES
DISTRICT 6**

**Arrests By Age
Persons Under 18 Years of Age**

January-December 1983, 1982

CLASSIFICATION OF OFFENSES	SEX	AGE						Total Under 18	RACE				ETHNIC ORIGIN	
		Under 10	10-12	13-14	15	16	17		White	Black	Asian or Pacific Islander	Hispanic	Not Hispanic	
Murder	01A Male													
	Female													
Manslaughter	01B Male													
	Female													
Forcible Rape	02 Male													
	Female													
Robbery	03 Male													
	Female													
Kidnap or Assault	04 Male													
	Female													
Burglary Break-in and Entering	05 Male													
	Female													
Larceny Theft (Except Motor Vehicle Theft)	06 Male													
	Female													
Motor Vehicle Theft	07 Male													
	Female													
Other Assaults	08 Male													
	Female													
Arson	09 Male													
	Female													
Forgery and Counterfeiting	10 Male													
	Female													
Fraud	11 Male													
	Female													
Embezzlement	12 Male													
	Female													
Stolen Property (Buying, Receiving, Possessing)	13 Male													
	Female													
Vandalism	14 Male													
	Female													
Weapons Carrying, Possessing, etc.	15 Male			1	2	9	12	24	24					24
	Female													
Prostitution and Commercialized Vice	16 Male													
	Female													
Sex Offenses (Except Forcible Rape and Prostitution)	17 Male													
	Female													
Drug Abuse Violations	18 Male													
	Female													
(1) Sale/Manufacturing	180 Male													
	Female													
Opium or Cocaine and their Derivatives (Morphine, Heroin, Codeine)	a Male													
	b Female													
Marijuana	c Male													
	d Female													
Synthetic Narcotics-Manufactured Narcotics Which Can Cause True Drug Addiction (Demerol, Methadone)	e Male													
	f Female													
Other Dangerous Non-Narcotic Drugs (Barbiturates, Benzodrine)	g Male													
	h Female													
(2) Possession	185 Male													
	Female													
Opium or Cocaine and Their Derivatives (Morphine, Heroin, Codeine)	e Male													
	f Female													
Marijuana	g Male													
	h Female													
Synthetic Narcotics-Manufactured Narcotics Which Can Cause True Drug Addiction (Demerol, Methadone)	i Male													
	j Female													
Other Dangerous Non-Narcotic Drugs (Barbiturates, Benzodrine)	k Male													
	l Female													
Gambling	19 Male													
	Female													
Bookmaking (Horse and Sport Book)	19A Male													
	Female													
Numbers and Lottery	19B Male													
	Female													
All Other Gambling	19C Male													
	Female													
Offenses Against Family and Children	20 Male													
	Female													
Driving Under The Influence	21 Male													
	Female													
Liquor Laws	22 Male													
	Female													
Drunkennes	23 Male													
	Female													
Disorderly Conduct	24 Male													
	Female													
Vagrancy	25 Male													
	Female													
All Other Offenses (Except Traffic)	26 Male				1	1	5	7	7					7
	Female													
Suspicion Not Reported in WVA	27 Male													
	Female													
Curfew and Loitering Law Violations	28 Male													
	Female													
Run Aways	29 Male													
	Female													
GRAND TOTAL				1	3	10	17	31	31					31

Arson

Arson 1983

DEFINITION

The offense of arson is defined by the National Uniform Crime Reporting (UCR) Program to include any willful or malicious burning or attempts to burn, with or without intent to defraud, a dwelling house, public building, motor vehicle or aircraft, personal property of another, etc.

Early in 1979, in accordance with the FBI-UCR Program, the West Virginia UCR Program began collecting arson data submitted by the UCR contributing agencies. During 1983, there were 533 actual Arson offenses reported with an estimated damage to property of \$5,448,583. 146 of the arsons, or 27.4 percent, were cleared.

Structural Arson

Structural arson includes the following categories:

- A. Single Occupancy Residential:
Houses, Townhouses, Duplexes, etc.
- B. Other Residential:
Apartments, Tenements, Flats, Hotels, Motels, Inns, Dormitories, Boarding Houses, etc.
- C. Storage: Barns, Garages, Warehouses, etc.
- D. Industrial/Manufacturing
- E. Other Commerical: Stores, Restaurants, Offices, etc.
- F. Community/Public:
Churches, Jails, Schools, Colleges, Hospitals, etc.
- G. All Other Structure:
Out Buildings, Monuments, Buildings Under Construction, etc.

There were 358 Structural Arsons for an estimated property damage of \$4,909,678. 111 of the structural arsons, or 31.0 percent, were cleared. Within the structural category, Single Occupancy Residential had the greatest number of arsons - 193, or 53.9 percent. The single occupancy residential structure also had the greatest amount of property damage, \$2,202,913.

Mobile Arson

Mobile Arson includes the categories:

- H. Motor Vehicles:
Automobiles, Trucks, Buses, Motorcycles, etc.: UCR Definition.
- I. Other Mobile Property:
Trailers, Recreational Vehicles, Airplanes, Boats, etc.

There were 145 Mobile Arsons for an estimated property damage of \$536,800. 26 of the mobile arsons, or 17.9 percent, were cleared. Motor Vehicles had the greatest number of arsons - 123, or 84.8 percent, for an estimated property damage of \$435,916.

Other Arson

Other Arson includes the category:

- J. Total Other:
Crops, Timber, Fences, Signs, etc.

In 1983, there were 30 other arsons for an estimated property damage of \$2,105.

ARSON

1983

1 PROPERTY CLASSIFICATION	2 Offenses Reported or Known to Police (Include Unfounded and Attempts)	3 Unfounded, i.e. False or Baseless Complaints	4 Number of Actual Offenses (Column 2 Minus Column 3 Include Attempts)	5 Total Offenses Cleared by Arrest or Exceptional Means (Include Column 6)	6 Number of Clearances Involving Only Persons Under 18 Years of Age	7 Offenses Where Structures Unabandoned, or Abandoned, or not Normally in Use	8 Estimated Value of Property Damage
A. Single Occupancy Residential: Houses, Townhouses, Duplexes, etc.	195	2	193	65	12	62	\$ 2,202,913
B. Other Residential: Apartments, Townhomes, Flats, Boats, Mobiles, Inns, Dormitories, Boarding Houses, etc.	46	2	44	20	2	3	\$ 655,130
C. Storage: Barns, Garages, Warehouses, etc.	52	0	52	8	3	11	\$ 415,985
D. Industrial/Manufacturing	6	1	5	2	1	1	\$ 1,142,000
E. Other Commercial: Stores, Restaurants, Offices, etc.	26	0	26	4	0	3	\$ 421,719
F. Community/Public: Churches, Jails, Schools, Colleges, Hospitals, etc.	25	1	24	10	3	1	\$ 47,776
G. All Other Structures: Oil Buildings, Monuments, Buildings Under Construction, etc.	15	1	14	2	1	7	\$ 24,155
TOTAL STRUCTURE	365	7	358	111	22	88	\$ 4,909,678
H. Motor Vehicles: Automobiles, Trucks, Buses, Motorcycles, etc. UCR Definition	126	3	123	23	3		\$ 435,916
I. Other Mobile Property: Trailers, Recreational Vehicles, Airplanes, Boats, etc.	23	1	22	3	1		\$ 100,884
TOTAL MOBILE	149	4	145	26	4		\$ 536,800
J. TOTAL OTHER Crops, Timber, Forests, etc.	30	0	30	9	3		\$ 2,105
GRAND TOTAL	544	11	533	146	29	88	\$ 5,448,583

DOMESTIC VIOLENCE

Domestic Violence

The increasing number of abuse between family members prompted the enactment of House Bill 802. This bill mandated the collection of domestic violence. Information on spouses, persons living as spouses, persons who formerly resided as spouses, parents, children and stepchildren, or other persons related by blood or marriage is collected.

Abuse: The occurrence of one or more of the following acts between family or household members who reside together or who formerly resided together.

1. Attempting to cause or intentionally, knowingly or recklessly causing bodily injury with or without a dangerous or deadly weapon.
2. Placing by physical menace another in fear or imminent serious bodily injury.
3. Sexually abusing a person under the age of 18 years.

The following information on Domestic Violence is in compliance with House Bill 802. Collecting the information on Domestic Violence began on July 1, 1981.

Law enforcement agencies reported they received a total of 1,232 complaints on Domestic Violence for 1983. This represented a 16% decrease over the 1982 figure of 1,468. They investigated 893 (72.5%) of these complaints. Of the **complainants who were victims**, 124 (12.4%) were male, 877 (87.6%) female, and 333 (33.3%) of them had filed a previous complaint. **Repeated Abuse Victims** suffered 214 Simple Assaults and 1 Felonious Assault. Protection Orders were violated in 16 (1.3%) cases.

Victim
 909 Females (83.9%)
 175 Males (16.1%)

Offender
 99 Females (9.4%)
 955 Males (90.6%)

Weapons Used

Hands/Fists-	687 (79.3%)
Guns	64 (7.4%)
Clubs	58 (6.7%)
Knives	57 (6.6%)

Extent of Abuse

Simple Assault	654 (64.4%)
Felonious Assault	88 (8.7%)
Homicide	11 (1.1%)
Other	262 (25.8%)

Action Taken On Total Complaints

Arrest	209 (17.8%)
Referred	524 (44.7%)
Other	439 (37.5%)

The average abuser age was 32, while the youngest was 12 and the oldest was 82. The average victim age was 30, while the youngest was a year old, and the oldest was 83.

The average response time was 18.72 minutes.

Saturday recorded the most complaints with 213 (17.3%).

September had the highest number of complaints, with 122. (9.9%).

Relationships Victim To Offender

Wife	629 (57.8%)	Ex-Husband	7 (0.6%)
Ex-Wife	69 (6.3%)	Step-Father	7 (0.6%)
Mother	65 (6.0%)	Step-Daughter	5 (0.5%)
Husband	49 (4.5%)	Nephew	4 (0.4%)
Common Law Wife	48 (4.4%)	Grandmother	4 (0.4%)
Sister	36 (3.3%)	Step-Mother	2 (0.2%)
Daughter	33 (3.0%)	Ex-Common Law Wife	1 (0.1%)
Son	32 (2.9%)	Other Family	1 (0.1%)
Brother	25 (2.3%)	Niece	1 (0.1%)
Father	24 (2.2%)	Aunt	1 (0.1%)
In-Law	20 (1.8%)		
Step-Sister	9 (0.8%)		
Common Law Husband	9 (0.8%)		
Cousin	8 (0.7%)		

Day of Week

Sunday	193 (15.7%)
Monday	154 (12.5%)
Tuesday	154 (12.5%)
Wednesday	160 (13.0%)
Thursday	174 (14.1%)
Friday	184 (14.9%)
Saturday	213 (17.3%)

Month

January	98 (8.0%)
February	83 (6.7%)
March	116 (9.4%)
April	104 (8.4%)
May	103 (8.4%)
June	90 (7.3%)
July	108 (8.8%)
August	120 (9.7%)
September	122 (9.9%)
October	107 (8.7%)
November	93 (7.5%)
December	88 (7.1%)

Bill 802 required that the West Virginia Department of Welfare should report to the Department of Public Safety instances of child abuse not otherwise reported to any other law-enforcement agency.

**CHILD ABUSE CASES FROM WELFARE DEPARTMENT
JAUNARY THROUGH DECEMBER, 1983**

	1983	1982	% Change
Total Cleared	9,861	7,679	28.4
Reported As Child Abuse	3,526	2,555	38.0
Substantiated As Child Abuse	2,168	925	134.4

	MONTH SUB*	MONTH UNSUB*	PENDING SUB	PENDING UNSUB	TOTAL SUB	TOTAL UNSUB	TOTAL	TOTAL REFERRALS CLEARED
JAN	49	75	10	40	59	115	174	510
FEB	68	79	32	61	100	140	240	695
MARCH	97	121	26	36	123	157	280	792
APRIL	98	121	26	36	123	157	280	792
MAY	110	145	33	46	143	191	334	874
JUNE	60	123	22	78	82	201	283	793
JULY	97	134	24	74	121	208	329	971
AUG	110	151	25	52	135	203	338	953
SEPT	105	134	23	72	128	206	334	898
OCT	94	114	32	73	126	187	313	834
NOV	61	99	26	95	87	194	281	811
DEC	73	102	40	96	113	198	311	899
TOTAL	1022	1382	336	786	1358	2168	3526	9861

*Substantiated

**Unsubstantiated

The 9861 referrals cleared for 1983 represented an increase of 28.4% over last years total referrals of 7679.

The number of reported Child Abuse cases increased 38%.

There was an increase of 134.4% of the cases which were substantiated as actual child abuse.

DISTRICT VIOLATION
 JAN INNO DEC 1983

AGENCY ID	TOTAL CUMPL	TOTAL INVEST	****COMPLAINANT INFO****		PRIOR CUMPL	*****XIXIANT OR ANUSE*****		*****ACTION TAKEN*****	PRIT VIOL
			MALF. FEMALF. VICTIM	REPRAT		*SIA *ASS	FFL. ASS		
SC WARREN CO	5	3	5	2	4	5	5	1	4
PD PHILLIPPI	4	3	4	3	1	2	2	1	1
SO HOFFLEY CU	9	6	1	4	15	6	1	2	1
SO AIMSPLING	20	3	23	17	53	26	74	5	1
PD WHITESVILLE	1	1	1	1	2	1	1	1	1
PD DANVILLE	1	1	1	1	1	1	1	1	1
SO WEAVER CU	1	1	1	1	1	1	1	1	1
PD BURNSVILLE	1	1	1	1	1	1	1	1	1
SO BRIDGE	29	29	6	22	25	4	17	2	18
PD FOLENSHOF	5	5	1	4	5	3	4	4	1
PD WELLSBURG	3	3	3	3	3	1	2	1	1
SO CAPELL	14	12	3	9	13	2	14	9	3
PD HARMONSVILLE	2	2	2	1	6	2	2	2	2
PD WILBUR	1	1	1	1	1	1	1	1	1
SO FAYETTE CO	16	15	5	11	9	3	10	5	7
PD MOUNT HOPE	7	5	1	6	7	4	4	4	2
PD SMITHENS	1	1	1	1	1	1	1	1	1
SO GRANT CO	2	1	2	2	1	2	2	1	2
PD PATERSBURG	1	1	1	1	1	1	1	1	1
SO GREENSBORO	16	8	5	13	12	2	7	4	1
PD LEWISBURG	1	1	1	1	1	1	1	1	1
PD WEIHTON	6	6	6	3	5	3	2	3	2
SO HARDY CO	1	1	1	1	1	1	1	1	1
SO HARRISON CU	4	4	1	3	2	4	2	2	1
PD BRIDGEFORD	4	4	4	2	4	2	2	2	2
PD CLARKSBURG	1	1	1	1	1	1	1	1	1
PD SALFA	1	1	1	1	1	1	1	1	1
PD NUTTER FORT	1	1	1	1	1	1	1	1	1
PD LUMBERTON	1	1	1	1	1	1	1	1	1
PD CHARLES TOWN	15	15	6	9	15	6	7	4	9
PD RANSUM	13	13	7	11	11	5	8	5	7
PD HARRERS FERRY	4	4	4	4	4	3	3	1	2
SO KANAWHA CU	1	1	1	1	1	1	1	1	1
PD CHARLESTON	103	97	25	78	90	65	35	11	68
PD DINHAM	45	45	5	45	47	26	26	21	12
PD NITKO	2	2	2	1	1	1	1	1	1
PD S.C. CHARLESTON	6	5	7	4	4	5	3	1	4
PD PRATT	3	3	3	1	1	3	3	3	4
AV STAFF COUNCIL	1	1	1	1	1	1	1	1	1
SO LEWIS CO	7	7	1	6	6	4	4	5	1
SO LINCOLN CO	6	6	3	3	6	4	1	6	1
PD LUGAN	15	3	15	5	15	10	5	1	1
SO WARREN CO	10	4	3	7	4	7	2	3	4
PD FAYETTE	24	24	2	22	21	17	5	3	3
PD HENNING	1	1	1	1	1	1	1	1	1
PD WINDSVILLE	5	5	5	5	5	5	5	3	2
PD MASON	2	2	2	2	2	2	2	1	1
SO PERCY CO	23	14	23	3	23	14	14	14	9
PD NEWPORT	7	6	1	7	3	6	2	5	3
PD PLEASANT	20	20	7	13	16	5	5	4	11
SO GENERAL CO	12	1	12	1	12	1	1	1	1

AGENCY SPECIFIC VIOLATION
 JAN THRU DEC 1983

AGENCY ID	TOTAL COPIES	TOTAL COPIES	COMPLAINTS AGAINST PERMANENT VICTIMS	INFORMANT REPEAT	PRIOR CUMUL	*****EXTENT OF ABUSE*****			*****ACTION TAKEN** OTHER VIOL	PLAT VIOL
						SI- ASS	SI- ASS	SI- ASS		
SP 01100	3	7	1	7	3	1	1	1	2	1
SP 01000	7	7	1	7	7	1	1	1	7	7
SP 01000	33	1	7	26	24	1	1	1	26	26
SP 01000	1	1	1	1	1	1	1	1	1	1
SP 01000	10	8	10	10	9	6	6	1	1	9
SP 01000	6	6	6	6	7	1	1	1	5	5
SP 01000	2	1	1	1	2	2	2	1	1	1
SP 01000	3	1	1	1	2	1	1	1	2	1
SP 01000	2	2	2	2	1	1	1	1	1	1
SP 01000	1	1	1	1	1	1	1	1	1	1
SP 01000	47	2	7	40	30	1	1	1	31	31
SP 01000	7	1	1	6	5	1	1	1	7	7
SP 01000	3	3	3	3	3	1	1	1	3	3
SP 01000	1	1	1	1	1	1	1	1	1	1
SP 01000	9	3	2	7	8	2	2	1	4	3
SP 01000	4	4	1	3	4	1	1	1	3	1
SP 01000	50	23	8	44	11	4	17	12	26	15
SP 01000	4	4	1	3	3	1	1	1	4	4
SP 01000	1	1	1	1	1	1	1	1	1	1
SP 01000	1	1	1	1	1	1	1	1	1	1
SP 01000	6	3	2	4	4	2	2	3	4	2
SP 01000	1	1	1	1	1	1	1	1	1	1
SP 01000	1	1	1	1	1	1	1	1	1	1
SP 01000	16	1	2	14	10	1	2	1	10	10
SP 01000	17	1	3	14	5	1	1	1	14	14
SP 01000	5	1	2	3	2	1	1	1	1	1
SP 01000	1	1	1	1	1	1	1	1	1	1

TOTAL	1232	433	208	1011	1003	360	491	654	88	11	262	709	524	439	16
-------	------	-----	-----	------	------	-----	-----	-----	----	----	-----	-----	-----	-----	----

AGENCY	TOTAL COMPLAINTS	TOTAL COPIES	AVERAGE RESPONSE	TOTAL REPEATS	EXTENT OF ABUSE BY REPEATER	TOTAL ACTION TAKEN VIOLATION				
TOTAL	1,232	433	477	333	214	1	209	524	439	16

The following is a list of agencies that had no Domestic Violence Offenses reported to them for 1983.

Big Chimney SPOL
Clay SPOL
Grafton SPOL
Hinton SPOL
Kingwood SPOL
Pt. Pleasant SPOL
Richwood SPOL
Wheeling SPOL
Weston SPOL

Buckhannon SPOL
Fairmont SPOL
Hambleton SPOL
Hundred SPOL
Lewisburg SPOL
Princeton SPOL
So. Charleston SPOL
Union SPOL
Winfield SPOL

Bridgeport SPOL
Gauley Bridge SPOL
Hamlin SPOL
Jesse SPOL
New Cumberland SPOL
Rainelle SPOL
Summersville SPOL
Wellsburg SPOL

Anawalt PD
Athens PD
Belington PD
Bethlehem PD
Bradshaw PD
Calhoun SO
Cedar Grove PD
Chesapeake PD
Clay SO
Cowen PD
East Bank SO
Farmington PD
Fort Gay PD
Gary PD
Gilbert PD
Glenville PD
Grantsville PD
Hamlin PD
Handley PD
Henderson PD
Jackson SO
Kermit PD
Kimball PD
Lost Creek PD
Mannington PD
Marshall SO
Masontown PD
McDowell SO
Middlebourne PD
Monongah PD
Montgomery PD
New Cumberland PD
North Fork PD
Osage PD
Pennsboro PD
Pleasants SO
Quinwood PD
Ravenswood PD
Ripley PD
Roane SO

Anmoore PD
Bancroft PD
Belle PD
Bluefield State College
Bramwell PD
Camden-On-Gauley PD
Ceredo PD
Chester PD
Clendenin PD
Davy PD
Eleanor PD
Fayetteville PD
Franklin PD
Gassaway PD
Gilmer SO
Glenville State College
Grant Town PD
Hampshire SO
Harrisville PD
Hinton PD
Jefferson SO
Keyser PD
Kingwood PD
Madison PD
Marlinton PD
Marshall University
Matewan PD
McMechen PD
Mill Creek PD
Monongalia SO
Moorefield PD
New Haven PD
Oak Hill PD
Paw Paw PD
Peterstown PD
Potomac State College
Rainelle PD
Rhodell PD
Ritchie SO
Romney PD

Ansted PD
Bayard PD
Berkeley Springs PD
Boone SO
Buckhannon PD
Cameron PD
Chapmanville PD
Clay PD
Concord College
Doddridge SO
Fairview PD
Flemington PD
Friendly PD
Gauley Bridge PD
Glasgow PD
Grafton PD
Hambleton PD
Hancock SO
Hartford PD
laeger PD
Kenova PD
Keystone PD
Logan SO
Man PD
Marmet PD
Mason SO
Matoaka PD
Meadow Bridge PD
Mingo SO
Monroe SO
Moundsville PD
New Martinsville PD
Ohio SO
Pax PD
Pine Grove PD
Pt. Pleasant PD
Randolph SO
Ridgeley PD
Rivesville PD
Ronceverte PD

Rowlesburg PD
Sophia PD
Stonewood PD
Terra Alta PD
Upshur SO
War PD
Webster Springs PD
West Milford PD
W. Va. State College
White Sulphur Springs PD

Shepherdstown PD
St. Albans PD
Summers SO
Triadelphia PD
Valley Grove PD
Wardensville PD
Welch PD
Weston PD
W. Va. Tech.
Worthington PD

Shinnston PD
St. Marys PD
Sutton PD
Union PD
Village of Clear View PD
Wayne PD
West Liberty PD
West Union PD
Wetzel SO
Wyoming SO

UNIFORM CRIME REPORTING

CONTRIBUTOR PARTICIPATION

This section of the report indicates the participation of West Virginia law enforcement agencies contributing to the Uniform Crime Reporting Program.

An "X" indicates that the specific agency (or group of agencies in the case of multiple State Police Detachments within the county) submitted UCR Reports for the corresponding month of 1983.

WEST VIRGINIA CONTRIBUTOR PARTICIPATION

Jan Thru Dec 1983

Agency	JAN	FEB	MAR	APR	MAY	JUN	JUL	AUG	SEP	OCT	NOV	DEC
Barbour County												
Sheriff	X	X	X	X	X	X	X	X	X	X	X	X
State Police	X	X	X	X	X	X	X	X	X	X	X	X
Belington PD	X	X	X	X	X	X	X	X	X	X	X	X
Phillippi PD	X	X	X	X	X	X	X	X	X	X	X	X
Berkeley County												
Sheriff	X	X	X	X	X	X	X	X	X	X	X	X
State Police	X	X	X	X	X	X	X	X	X	X	X	X
Martinsburg PD	X	X	X	X	X	X	X	X	X	X	X	X
Boone County												
Sheriff	X	X	X	X	X	X	X	X	X	X	X	X
State Police	X	X	X	X	X	X	X	X	X	X	X	X
Madison PD	X	X	X	X	X	X	X	X	X	X	X	X
Whitesville PD	X	X	X	X	X	X	X	X	X	X	X	X
Danville PD	X	X	X	X	X	X	X	X	X	X	X	X
Braxton County												
Sheriff	X	X	X	X	X	X	X	X	X	X	X	X
State Police	X	X	X	X	X	X	X	X	X	X	X	X
Gassaway PD	X	X	X	X	X	X	X	X	X	X	X	
Sutton PD	X	X	X	X	X	X	X	X	X	X	X	X
Burnsville PD	X	X	X	X	X	X	X	X	X	X	X	X
Brooke County												
Sheriff	X	X	X	X	X	X	X	X	X	X	X	X
State Police	X	X	X	X	X	X	X	X	X	X	X	X
Follansbee PD	X		X	X	X	X		X	X	X	X	X
Wellsburg PD	X	X	X	X	X	X	X	X	X	X	X	X
Bethany PD												
Cabell County												
Sheriff	X	X	X	X	X	X	X	X	X	X	X	X
State Police	X	X	X	X	X	X	X	X	X	X	X	X
Barboursville PD	X	X	X	X	X	X	X	X	X	X	X	X
Huntington PD	X	X	X	X	X	X	X	X	X	X	X	X
Milton PD	X	X	X	X	X	X	X	X	X	X	X	X
MU Security Police	X	X	X	X	X	X	X	X	X	X	X	X
Calhoun County												
Sheriff	X	X	X	X	X	X	X	X	X	X	X	X
State Police	X	X	X	X	X	X	X	X	X	X	X	X
Grantsville PD	X	X	X		X	X	X	X	X	X	X	X
Clay County												
Sheriff	X	X	X	X	X	X	X	X	X	X	X	X
State Police	X	X	X	X	X	X	X	X	X	X	X	X
Clay PD	X	X	X	X	X	X	X	X	X			
Doddridge County												
Sheriff	X	X	X	X	X	X	X	X	X	X	X	X
State Police	X	X	X	X	X	X	X	X	X	X	X	X
West Union PD	X	X	X	X	X	X	X	X	X	X	X	X
Fayette County												
Sheriff	X	X	X	X	X	X	X	X	X	X	X	X
State Police	X	X	X	X	X	X	X	X	X	X	X	X
Ansted PD	X	X	X	X	X	X	X	X	X	X	X	X
Fayetteville PD	X	X	X	X	X	X	X	X	X	X	X	X

WEST VIRGINIA CONTRIBUTOR PARTICIPATION

Jan Thru Dec 1983

Agency	JAN	FEB	MAR	APR	MAY	JUN	JUL	AUG	SEP	OCT	NOV	DEC
Montgomery PD	X	X	X	X	X	X	X	X	X	X	X	X
Mount Hope PD	X	X	X	X	X	X	X	X	X	X	X	X
Oak Hill PD	X	X	X	X		X	X	X	X			X
Meadow Bridge PD								X	X	X	X	X
Smithers PD	X	X	X	X	X			X		X		
I'ax PD	X	X	X	X	X	X	X	X	X	X	X	X
W Va Tech Security	X	X	X	X	X	X	X	X	X	X	X	X
Gauley Bridge PD	X	X	X	X	X		X	X	X	X	X	X
Gilmer County												
Sheriff	X	X	X	X	X	X	X	X	X	X	X	X
State Police	X	X	X	X	X	X	X	X	X	X	X	X
Glennville PD	X	X	X	X	X	X	X	X	X	X	X	X
Glennville St Security	X	X	X	X	X	X	X	X	X	X	X	X
Grant County												
Sheriff	X	X	X	X	X	X	X	X	X	X	X	X
State Police	X	X	X	X	X	X	X	X	X	X	X	X
Petersburg PD	X	X	X	X	X	X	X	X	X	X	X	X
Bayard PD	X	X	X	X	X	X	X	X	X	X	X	X
Greenbrier County												
Sheriff	X	X	X	X	X	X	X	X	X	X	X	X
State Police	X	X	X	X	X	X	X	X	X	X	X	X
Lewisburg PD	X	X	X	X	X	X	X	X	X	X	X	X
Rainelle PD	X	X	X	X	X	X	X	X	X	X	X	X
Ronceverte PD	X	X	X	X	X	X	X	X	X	X	X	X
White Sulphur Springs PD	X	X	X	X	X	X	X	X	X	X	X	X
Quinwood PD	X	X	X	X	X	X	X	X	X		X	X
Rupert PD												
Hampshire County												
Sheriff	X	X	X	X	X	X	X	X	X	X	X	X
State Police	X	X	X	X	X	X	X	X	X	X	X	X
Romney PD	X	X	X	X	X	X	X	X	X	X	X	X
Hancock County												
Sheriff	X	X	X	X	X	X	X	X	X	X	X	X
State Police	X	X	X	X	X	X	X	X	X	X	X	X
Chester PD	X	X	X	X		X	X	X	X	X	X	X
Weirton PD	X	X	X	X	X	X	X	X	X	X	X	X
New Cumberland PD	X	X	X	X	X	X	X	X	X	X	X	X
Hardy County												
Sheriff	X	X	X	X	X	X	X	X	X	X	X	X
State Police	X	X	X	X	X	X	X	X	X	X	X	X
Moorefield PD	X	X	X	X	X	X	X	X	X	X	X	X
Wardensville PD	X	X	X	X	X	X	X	X	X	X	X	X
Harrison County												
Sheriff	X	X	X	X	X	X	X	X	X	X	X	X
State Police	X	X	X	X	X	X	X	X	X	X	X	X
Bridgeport PD	X	X	X	X	X	X	X	X	X	X	X	X
Clarksburg PD	X	X	X	X	X		X	X	X	X	X	X
Salem PD	X	X	X	X	X	X	X	X	X	X	X	X
Shinnston PD												
Stonewood PD	X	X	X	X	X	X	X	X	X	X	X	X
Anmoore PD	X	X		X			X	X	X	X	X	X

WEST VIRGINIA CONTRIBUTOR PARTICIPATION

Jan Thru Dec 1983

Agency	JAN	FEB	MAR	APR	MAY	JUN	JUL	AUG	SEP	OCT	NOV	DEC
Nutter Fort PD	X	X	X	X	X	X	X	X	X	X	X	X
Lumberport PD	X	X	X	X	X	X	X	X	X		X	X
Lost Creek PD	X	X	X	X	X	X	X		X	X	X	X
West Milford PD									X	X	X	X
Jackson County												
Sheriff	X	X	X	X	X	X	X	X	X	X	X	X
State Police	X	X	X	X	X	X	X	X	X	X	X	X
Ravenswood PD	X	X	X	X	X	X	X	X	X	X	X	X
Ripley PD	X	X	X	X	X		X	X	X	X	X	X
Jefferson County												
Sheriff	X	X	X	X	X	X	X	X	X	X	X	X
State Police	X	X	X	X	X	X	X	X	X	X	X	X
Charles Town PD	X	X	X	X	X	X	X	X	X	X	X	X
Shepherdstown PD	X	X	X	X	X	X	X	X	X	X	X	X
Ranson PD	X	X	X	X	X	X	X	X	X	X	X	X
Harpers Ferry PD	X	X	X	X	X	X	X	X	X	X	X	X
Kanawha County												
Sheriff	X	X	X	X	X	X	X	X	X	X	X	X
State Police	X	X	X	X	X	X	X	X	X	X	X	X
Belle PD	X	X	X	X	X	X	X	X	X	X	X	X
Charleston PD	X	X	X	X	X	X	X	X	X	X	X	X
Dunbar PD	X	X	X	X	X	X	X	X	X	X	X	X
Nitro PD	X	X	X	X	X	X	X	X	X	X	X	X
St Albans PD	X	X	X	X	X	X	X	X	X	X	X	X
South Charleston PD	X	X	X	X	X	X	X	X	X	X	X	
Chesapeake PD	X	X	X	X	X	X	X	X	X	X	X	X
Marmet PD	X	X	X	X	X	X	X	X	X	X	X	X
East Bank PD	X	X	X	X	X	X	X			X	X	X
Glasgow PD	X	X	X	X	X	X	X	X	X	X	X	X
Clendenin PD	X	X	X	X	X	X	X	X	X	X	X	X
Cedar Grove PD	X	X	X	X	X	X	X	X	X	X		X
Pratt PD	X	X	X	X	X	X	X	X	X	X	X	X
Handley PD	X	X	X	X	X	X	X	X	X	X	X	X
W Va St College Security	X	X	X	X	X	X	X	X	X	X	X	X
Lewis County												
Sheriff	X	X	X	X	X	X	X	X	X	X	X	X
State Police	X	X	X	X	X	X	X	X	X	X	X	X
Weston PD	X	X	X	X	X	X	X	X	X	X	X	X
Lincoln County												
Sheriff	X	X	X	X	X	X	X	X	X	X	X	X
State Police	X	X	X	X	X	X		X	X	X	X	X
Hamlin PD	X	X	X	X	X	X	X	X	X	X	X	X
Logan County												
Sheriff	X	X	X	X	X	X	X	X	X	X	X	X
State Police	X	X	X	X	X	X	X	X	X	X	X	X
Logan PD	X	X	X	X	X		X	X	X	X	X	X
Man PD	X	X	X	X	X	X		X	X	X	X	X
Chapmanville PD	X	X	X	X	X	X	X	X	X	X	X	X
McDowell County												
Sheriff	X	X	X	X	X	X	X	X	X	X	X	X

WEST VIRGINIA CONTRIBUTOR PARTICIPATION

Jan Thru Dec 1983

Agency	JAN	FEB	MAR	APR	MAY	JUN	JUL	AUG	SEP	OCT	NOV	DEC
State Police	X	X	X	X	X	X	X	X	X	X	X	X
Keystone PD	X	X	X	X	X	X	X	X	X	X	X	X
War PD	X	X	X	X	X	X	X	X	X	X	X	X
Welch PD												
Anawalt PD	X	X	X	X	X	X	X	X	X	X	X	X
Gary PD	X	X	X	X	X	X	X	X	X	X	X	X
North Fork PD	X	X	X	X	X	X	X					
Davy PD	X	X	X	X	X	X	X	X	X	X	X	X
Kimball PD	X	X	X	X	X	X	X	X	X	X	X	X
leager PD	X	X	X	X	X	X	X					
Bradshaw PD	X	X	X	X	X	X	X	X	X	X	X	X
Marion County												
Sheriff	X	X	X	X	X	X	X	X	X	X	X	X
State Police	X	X	X	X	X	X	X	X	X	X	X	X
Fairmont PD	X	X	X	X	X	X	X	X	X	X	X	X
Mannington PD	X	X	X	X	X	X	X	X	X	X	X	X
Rivesville PD				X	X	X	X	X	X			
Monongah PD	X	X	X	X	X	X	X	X	X		X	X
Fairview PD	X	X	X	X	X	X	X	X	X	X	X	X
Farmington PD	X	X	X	X	X	X	X	X	X	X	X	X
Grant Town PD	X	X	X	X	X	X	X	X	X	X	X	X
Worthington PD	X	X	X	X	X	X	X	X	X	X	X	X
Marshall County												
Sheriff	X	X	X	X	X	X	X	X	X	X	X	X
State Police	X	X	X	X	X	X	X	X	X	X	X	X
Benwood PD	X	X	X	X	X	X	X	X	X	X	X	X
Cameron PD	X	X	X	X	X	X	X	X	X	X	X	X
Glen Dale PD												
McMechen PD	X	X	X	X	X	X	X	X	X	X	X	X
Moundsville PD	X	X	X	X	X	X	X	X	X	X	X	X
Mason County												
Sheriff	X	X	X	X	X	X	X	X	X	X	X	X
State Police	X	X	X	X	X	X	X	X	X	X	X	X
Point Pleasant PD	X	X	X	X	X	X	X	X	X	X	X	X
New Haven PD	X	X	X	X	X	X	X	X	X	X	X	X
Mason PD	X	X	X	X	X	X	X	X	X	X	X	X
Henderson PD	X	X	X	X	X	X	X	X	X	X	X	X
Hartford PD	X	X	X	X	X	X	X	X	X	X	X	X
Leon PD												
Mercer County												
Sheriff	X	X	X	X	X	X	X	X	X	X	X	X
State Police	X	X	X	X	X	X	X	X	X	X	X	X
Athens PD	X	X	X	X	X	X	X	X	X	X	X	X
Bluefield PD	X	X	X	X	X	X	X	X	X	X	X	X
Princeton PD	X	X	X	X	X	X	X	X	X	X	X	X
Matoaka PD	X	X	X	X	X	X	X	X	X	X	X	X
Bramwell PD	X	X	X	X	X	X	X	X	X	X		X
Concord Col Security	X	X	X	X	X	X	X	X	X	X	X	X
Bluefield St Security	X	X	X	X	X	X	X	X	X	X	X	X
Mineral County												
Sheriff	X	X	X	X	X	X	X	X	X	X	X	X

WEST VIRGINIA CONTRIBUTOR PARTICIPATION

Jan Thru Dec 1983

Agency	JAN	FEB	MAR	APR	MAY	JUN	JUL	AUG	SEP	OCT	NOV	DEC
State Police	X	X	X	X	X	X	X	X	X	X	X	X
Keyser PD	X	X	X	X	X	X	X	X	X	X	X	X
Piedmont PD	X	X	X	X	X	X	X	X		X	X	
Ridgeley PD	X	X	X	X	X	X	X	X	X	X	X	X
Elk Garden PD												
Potomac St Security	X	X	X	X	X	X	X	X	X	X	X	X
Mingo County												
Sheriff	X	X	X	X	X	X	X	X	X	X	X	X
State Police	X	X	X	X	X	X	X	X	X	X	X	X
Gilbert PD		X	X									
Williamson PD	X	X	X	X	X	X	X	X	X	X	X	X
Kermit PD	X	X	X	X	X	X	X	X	X	X	X	X
Delbarton PD												
Matewan PD	X	X	X	X	X	X	X	X	X		X	X
Monongalia County												
Sheriff	X	X	X	X	X	X	X	X	X	X	X	X
State Police	X	X	X	X	X	X	X	X	X	X	X	X
Morgantown PD	X	X	X	X	X	X	X	X	X	X	X	X
Star City PD	X	X	X	X	X	X	X	X	X			
Westover PD	X	X	X	X	X	X	X	X	X	X	X	X
Osage PD	X	X	X	X	X	X	X	X	X	X	X	X
WVU Security Police	X	X	X	X	X	X	X	X	X	X	X	X
Granville PD	X	X	X	X	X	X		X	X	X	X	X
Monroe County												
Sheriff	X	X	X	X	X	X	X	X	X	X	X	X
State Police	X	X	X	X	X	X	X	X	X	X	X	X
Alderson PD	X	X	X	X	X	X	X	X	X	X	X	X
Union PD	X	X	X	X	X	X	X	X	X	X	X	X
Peterstown PD	X	X	X	X	X	X	X	X	X	X	X	X
Morgan County												
Sheriff	X	X	X	X	X	X	X	X	X	X	X	X
State Police	X	X	X	X	X	X	X	X	X	X	X	X
Berkeley Springs PD	X	X	X	X	X	X	X	X	X	X	X	X
Paw-Paw PD	X	X	X	X	X	X	X	X	X	X	X	X
Nicholas County												
Sheriff	X	X	X	X	X	X	X	X	X	X	X	X
State Police	X	X	X	X	X	X	X	X	X	X	X	X
Richwood PD	X	X	X	X	X	X	X	X	X	X	X	X
Summersville PD	X	X	X	X	X	X	X	X	X	X	X	X
Ohio County												
Sheriff	X	X	X	X	X	X	X	X	X	X	X	X
State Police	X	X	X	X	X	X	X	X	X	X	X	X
Wheeling PD	X	X	X	X	X	X	X	X	X	X	X	X
Triadelphia PD	X	X	X	X	X	X	X	X	X	X	X	X
Bethlehem PD	X	X	X	X	X	X	X	X	X	X	X	X
West Liberty PD	X	X	X	X	X	X	X	X	X	X	X	X
Valley Grove PD	X	X	X	X	X	X	X	X	X	X	X	X
West Liberty St Col	X	X	X	X	X	X	X	X	X	X	X	X
Clearview PD	X	X	X	X	X	X	X	X	X	X	X	X
Pendleton County												
Sheriff	X	X	X	X	X	X	X	X	X	X	X	X

WEST VIRGINIA CONTRIBUTOR PARTICIPATION

Jan Thru Dec 1983

Agency	JAN	FEB	MAR	APR	MAY	JUN	JUL	AUG	SEP	OCT	NOV	DEC
State Police	X	X	X	X	X	X	X	X	X	X	X	X
Franklin PD	X	X	X	X	X	X	X	X	X	X	X	X
Pleasants County												
Sheriff	X	X	X	X	X	X	X	X	X	X	X	X
State Police	X	X	X	X	X	X	X	X	X	X	X	X
St Marys PD	X	X	X	X	X		X	X	X	X	X	X
Pocahontas County												
Sheriff	X	X	X	X	X	X	X	X	X	X	X	X
State Police	X	X	X	X	X	X	X	X	X	X	X	X
Marlinton PD	X	X	X	X	X	X	X	X	X	X	X	X
Preston County												
Sheriff	X	X	X	X	X	X	X	X	X	X	X	X
State Police	X	X	X	X	X	X	X	X	X	X	X	X
Kingwood PD	X	X	X	X	X		X	X	X	X	X	X
Terra Alta PD	X	X	X	X	X	X	X	X	X	X	X	X
Rowlesburg PD	X	X										
Masontown PD	X	X	X	X	X	X	X	X	X	X	X	X
Newburg PD												
Tunnelton PD												
Putnam County												
Sheriff	X	X	X	X	X	X	X	X	X	X	X	X
State Police	X	X	X	X	X	X	X	X	X	X	X	X
Hurricane PD	X	X	X	X	X	X	X	X	X		X	X
Eleanor PD	X	X	X	X	X	X	X		X	X	X	X
Poca PD												
Bancroft PD	X	X	X	X	X	X	X	X	X	X	X	
Raleigh County												
Sheriff	X	X	X	X	X	X	X	X	X	X	X	X
State Police	X	X	X	X	X	X	X	X	X	X	X	X
Beckley PD	X	X	X	X	X	X	X	X	X	X	X	X
Lester PD	X	X	X	X	X	X	X	X	X	X	X	X
Mabscott PD	X	X	X	X	X	X	X	X	X	X	X	X
Sophia PD	X	X	X	X	X	X	X	X	X	X	X	X
Rhodell PD	X	X	X	X		X	X	X	X	X	X	X
Randolph County												
Sheriff	X	X	X	X	X	X	X	X	X	X	X	X
State Police	X	X	X	X	X	X	X	X	X	X	X	X
Elkins PD	X	X	X	X	X	X	X	X	X	X	X	X
Mill Creek PD	X	X	X	X	X	X	X		X	X	X	X
Ritchie County												
Sheriff	X	X	X	X	X	X	X	X	X	X	X	X
State Police	X	X	X	X	X	X	X	X	X	X	X	X
Harrisville PD	X	X	X	X	X	X	X	X	X	X	X	X
Pennsboro PD	X	X	X	X	X		X	X	X	X	X	X
Cairo PD												
Roane County												
Sheriff	X	X	X	X	X	X	X	X	X	X	X	X
State Police	X	X	X	X	X	X	X	X	X	X	X	X
Spencer PD	X	X	X	X	X		X	X	X	X	X	X
Summers County												
Sheriff	X	X	X	X	X	X	X	X	X	X	X	X

WEST VIRGINIA CONTRIBUTOR PARTICIPATION

Jan Thru Dec 1983

Agency	JAN	FEB	MAR	APR	MAY	JUN	JUL	AUG	SEP	OCT	NOV	DEC
State Police	X	X	X	X	X	X	X	X	X	X	X	X
Hinton PD	X	X	X	X	X	X	X	X	X	X	X	X
Taylor County												
Sheriff	X	X	X	X	X	X	X	X	X	X	X	X
State Police	X	X	X	X	X	X	X	X	X	X	X	X
Grafton PD	X	X	X	X	X	X	X	X	X	X	X	X
Flemington PD	X	X	X	X	X	X	X	X	X	X	X	X
Tucker County												
Sheriff	X	X	X	X	X	X	X	X	X	X	X	X
State Police	X	X	X	X	X	X	X	X	X	X	X	X
Parsons PD	X	X	X	X	X	X	X	X	X	X	X	X
Thomas PD												
Davis PD												
Hambleton PD	X	X	X	X	X	X	X					
Tyler County												
Sheriff	X	X	X	X	X	X	X	X	X	X	X	X
State Police	X	X	X	X	X	X	X	X	X	X	X	X
Paden City PD	X	X	X	X	X	X	X	X	X	X	X	X
Sistersville PD	X	X	X	X	X	X	X	X	X	X	X	X
Middlebourne PD	X	X	X	X	X	X	X	X	X	X	X	X
Friendly PD							X	X	X	X		
Upshur County												
Sheriff	X	X	X	X	X	X	X	X	X	X	X	X
State Police	X	X	X	X	X	X	X	X	X	X	X	X
Buckhannon PD	X	X	X	X	X	X	X	X	X	X	X	X
Wayne County												
Sheriff	X	X	X	X	X	X	X	X	X	X	X	X
State Police	X	X	X	X	X	X	X	X	X	X	X	X
Ceredo PD	X	X	X	X	X	X	X	X	X	X	X	X
Kenova PD	X	X	X	X	X	X	X	X	X	X	X	X
Wayne PD	X						X					X
Fort Gay PD	X	X	X	X	X	X	X	X	X	X	X	X
Webster County												
Sheriff	X	X	X	X	X	X	X	X	X	X	X	X
State Police	X	X	X	X	X	X	X	X	X	X	X	X
Webster Springs PD	X	X	X	X	X	X	X	X	X	X	X	X
Cowen PD	X	X	X	X	X	X	X	X	X	X	X	X
Camden-On-Gauley PD	X	X	X	X	X	X	X	X	X	X	X	X
Wetzel County												
Sheriff	X	X	X	X	X	X	X	X	X	X	X	X
State Police	X	X	X	X	X	X	X	X	X	X	X	X
Hundred PD	X	X	X	X	X	X	X	X	X	X	X	X
New Martinsville PD	X	X	X	X	X	X	X	X	X	X	X	X
Pine Grove PD	X	X	X	X	X	X	X	X	X	X	X	X
Smithfield PD												
Wirt County												
Sheriff	X	X	X	X	X	X	X	X	X	X	X	X
State Police	X	X	X	X	X	X	X	X	X	X	X	X
Elizabeth PD												
Wood County												
Sheriff	X	X	X	X	X	X	X	X	X	X	X	X

WEST VIRGINIA CONTRIBUTOR PARTICIPATION

Jan Thru Dec 1983

Agency	JAN	FEB	MAR	APR	MAY	JUN	JUL	AUG	SEP	OCT	NOV	DEC
State Police	X	X	X	X	X	X	X	X	X	X	X	X
Parkersburg PD	X	X	X	X	X	X	X	X	X	X	X	X
Vienna PD	X	X	X	X	X	X	X	X	X	X	X	X
Williamstown PD	X	X	X	X	X		X	X	X	X	X	X
Wyoming County												
Sheriff	X	X	X	X	X	X	X	X	X	X	X	X
State Police	X	X	X	X	X	X	X	X	X	X	X	X
Mullens PD	X	X	X	X	X	X	X	X	X	X	X	X
Pineville PD	X	X	X	X	X	X	X	X	X	X	X	X
Oceana PD	X	X	X	X	X	X	X	X	X	X	X	X

GLOSSARY OF TERMS

ADULT—For Uniform Crime Reporting Purposes, a person aged 18 or over.

AMERICAN INDIAN OR ALASKAN NATIVE—A person having origins in any of the original peoples of North America, and who maintains cultural identification through tribal affiliation or community recognition.

ARREST RATE—The number of arrests reported for Part I and Part II offenses for each unit of population, generally per 1,000.

ASIAN OR PACIFIC ISLANDER—A person having origins in any of the original peoples of the Far East, Southeast Asia, the Indian subcontinent, or the Pacific Islands. This area includes: China, India, Japan, Korea, the Philippine Islands, and Samoa.

BLACK—A person having origins in any of the black racial groups of Africa, characterized by dark skin pigmentation.

CLEARANCE—For Uniform Crime Reporting purposes, the solution to a particular crime, usually by the arrest of the offender.

CLEARED BY ARREST—For Uniform Crime Reporting purposes, an offense is cleared when the offender has been identified, sufficient evidence has been obtained to formally charge and the offender has been ordered to appear in court.

CRIME INDEX—The sum total of seven major offenses used to measure the extent, fluctuation and distribution of crime in a given geographical area. Classifications are: MURDER, FORCIBLE RAPE, ROBBERY, FELONIOUS ASSAULT, BREAKING AND ENTERING, LARCENY- THEFT, AND MOTOR VEHICLE THEFT. Each of these offenses is referred to as an Index Offense.

CRIME RATE—The number of Index Offenses reported for each unit of population, generally per 1,000.

EXCEPTIONAL CLEARANCE—For Uniform Crime Reporting purposes, an offense is cleared in this manner when an offender has been identified, located and sufficient evidence to charge has been obtained but there is some reason beyond police control which prohibits the offender from being brought before the court.

JUVENILE—For Uniform Crime Reporting purposes, a person under the age of 18.

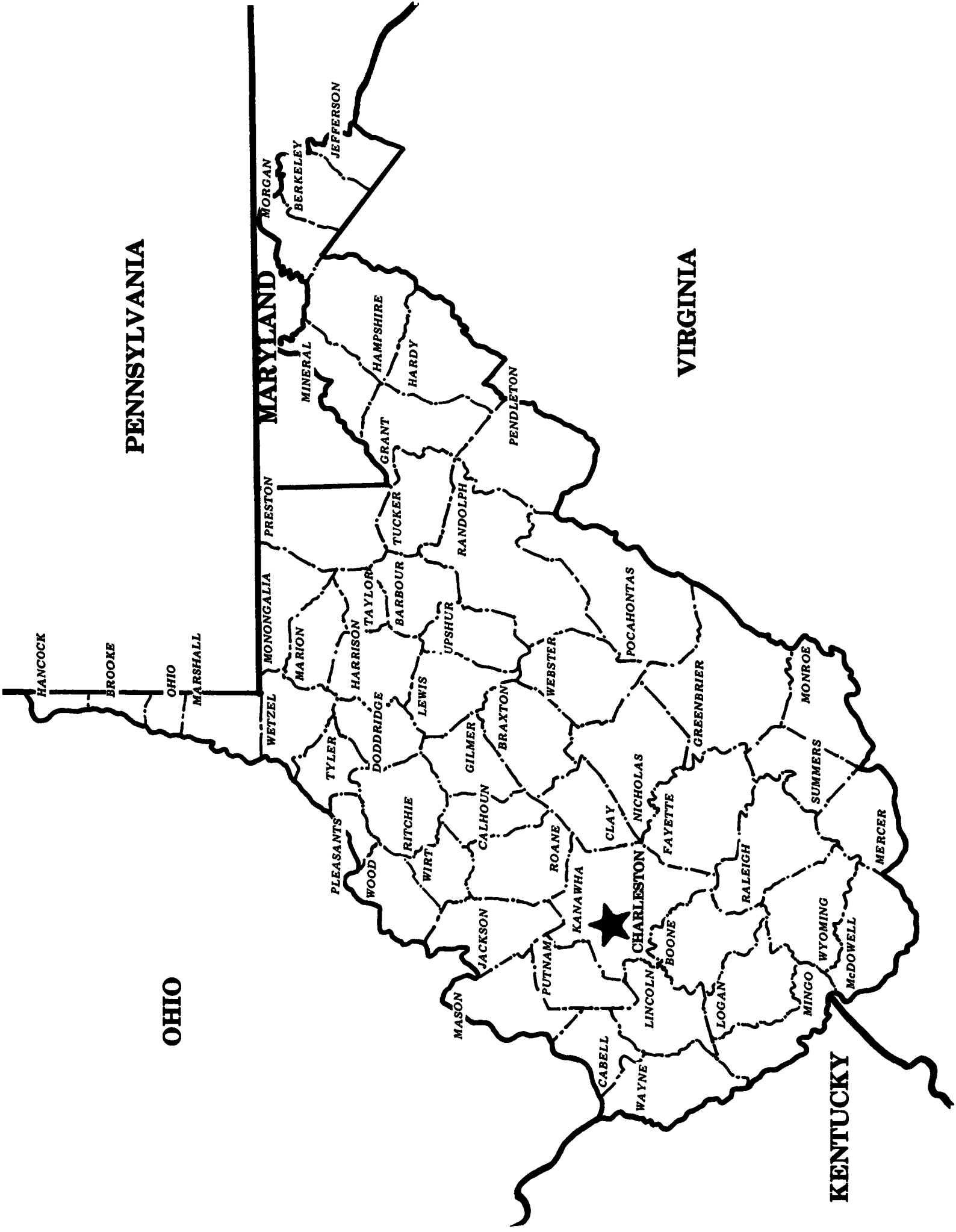
HIERARCHY RULE—For Uniform Crime Reporting purposes, each crime or attempted crime is counted in only one offense category. If several offenses are committed, simply glance down the list of Part I offenses and stop at the first offense you recognize from the facts given; this offense is the correct classification for this criminal activity.

PART I OFFENSES—The first of two main categories of crime classes composing a Universal Crime Classification System established for Crime Reporting purposes. Part I Offenses are by their very nature more serious and/or occur most frequently. The monthly tabulation of Part I Offenses provide a count of "Offenses Known".

PART II OFFENSES—The second of two main categories of crime classes composing a Universal Crime Classification System established for Crime Reporting purposes. Part II Offenses are generally less serious in nature and/or occur less frequently. Monthly tabulations of Part II offenses are limited to arrest information only.

PROPERTY CRIME—Consists of the Index Offenses of Breaking and Entering, Larceny-Theft, and Motor Vehicle Theft.

VIOLENT CRIME—Consists of the Index Offenses of Murder, Forcible Rape, Robbery, and Felonious Assault.



PENNSYLVANIA

VIRGINIA

OHIO

KENTUCKY

MARYLAND

HANCOCK

BROOKE

OHIO

MARSHALL

WETZEL

PRESTON

MONONGALIA

MORGAN

BERKELEY

JEFFERSON

MINERAL

HAMPSHIRE

HARDY

PENDLETON

GRANT

TUCKER

RANDOLPH

TAYLOR

BARBOUR

UPSHUR

POCAHONTAS

MARION

HARRISON

TYLER

DODDRIDGE

LEWIS

GILMER

BRAXTON

WEBSTER

MONROE

PLEASANTS

WOOD

RITCHIE

WIRT

CALHOUN

BRAXTON

WEBSTER

NICHOLAS

FAYETTE

GREENBRIER

SUMMERS

CHARLESTON

NICHOLAS

FAYETTE

RALEIGH

MERCER

MASON

JACKSON

PUTNAM

KANAWHA

CABELL

WAYNE

LINCOLN

BOONE

LOGAN

MINGO

WYOMING

MCDOWELL

Uniform Crime Reporting
725 Jefferson Road
South Charleston, WV 25309



Bulk Rate
U.S. Postage Paid
Charleston, WV
Permit No. 271