



1981



**Department of Public Safety
Annual Uniform Crime Report**

**Compiled By
West Virginia Department of Public Safety
Uniform Crime Reporting Section
725 Jefferson Rd. 25309
South Charleston, West Virginia**

**John D. Rockefeller IV
Governor**

**John W. O'Rourke
Superintendent**





OFFICE OF THE GOVERNOR
John D. Rockefeller IV

In Memoriam

West Virginia has the distinction of retaining the lowest crime rate in the Nation for the year 1981. I applaud the entire law enforcement community and specifically dedicate this edition of Crime In West Virginia for 1981 to the dedicated police officers who paid the supreme sacrifice for the collective well being of all West Virginians.

Delbert Junior Roush, Sr., Charleston Police Department
Date of Birth - May 21, 1920 Enlisted - July 15, 1948
Length of Service - 33 Years Rank Lieutenant
 Killed - June 26, 1981
Survivors: Annalee - *Wife*
 Brenda - *Daughter* Delbert, Jr. - *Son*
 Donald - *Son* James - *Son*

Eddie Ray Duncan Charleston Police Department
Date of Birth - July 9, 1948 Enlisted - March 6, 1978
Length of Service - 3 Years Rank - Patrolman
 Killed - June 26, 1981
Survivors: Pamela - *Wife*
 Nici - *Daughter* Peggy Ray - *Daughter*
 Christopher - *Son*

Paul Jeffrey Harmon Huntington Police Department
Date of Birth - September 12, 1955 Enlisted - March 14, 1979
Length of Service - 3 Years Rank - Police Officer
 Killed - December 14, 1981
Survivors: Twyla - *Wife*
 Crystal - *Daughter* Jamie - *Daughter*

May we always remember.



Department of Public Safety
(West Virginia State Police)
South Charleston, West Virginia 25309

John D. Rockefeller IV
Governor

Executive Office

Colonel John W. O'Rourke
Superintendent

September 1982

The Honorable John D. Rockefeller IV
Governor of West Virginia
State Capitol Building
Charleston, West Virginia 25305

Dear Governor Rockefeller:

I am pleased to submit the tenth annual report on crime in West Virginia. This report is constructed and delivered in accordance with Chapter 15, Article 2, Section 24 of the Code of West Virginia. The information is based on statistics submitted by law enforcement agencies within West Virginia for the year of 1981 on a daily, monthly and annual basis.

The purpose of this report is to provide reliable data of a comprehensive nature to the criminal justice community. It is the intent of the legislation and our hope that both the graphic and statistical representations of crime factors will be an aid to law enforcement personnel in planning crime prevention activities throughout the entire State of West Virginia.

In accordance with your directive, Governor, I am dedicating this report to all law enforcement officers and other public officials who have participated in and assisted the Uniform Crime Reporting Program in West Virginia. Without the meaningful input and interest of the law enforcement community in West Virginia, this report would not have been possible.

Sincerely yours,

A handwritten signature in black ink, appearing to read "John W. O'Rourke".

COLONEL JOHN W. O'ROURKE
SUPERINTENDENT

JWO'R:pmc



West Virginia Department of Public Safety

Colonel John W. O'Rourke
Superintendent

Lt. Col H. C. Beverley
Deputy Superintendent

Lt. Col. W. F. Donohoe
Chief of Staff

Lt. Col. J. R. Buckalew
Chief of Field Services

M/Sgt. L. C. Yost
Communications Officer



DATA PROCESSING

Paul Pickering
Director of Data Processing
Shirley Schneider
Programmer

U.C.R.

William Dower
UCR Analyst
Sandie Chaney
Domestic Violence Analyst
Mitzi Roberts
Secretary



Message From The Staff

Early in 1979, under mandate from Congress to the FBI, UCR began collecting Arson data as a Crime Index Offense. Although Arson is to be treated as a Part I Crime Index Offense, due to complications in absorbing Arson data into the present UCR computer system and due to the newness of statistical data collected, Arson data is not included in any summary report of Part I Crime Index Offenses in the 1981 UCR Annual Report. A summary of Arson data for the year 1981, however, is included at the end of this report. We apologize for any inconvenience due to this arrangement and ask that you bear with us.

In accordance with House Bill 802 summary information on Domestic Violence is included in this year's addition of Crime in West Virginia.

UCR



TABLE OF CONTENTS

Dedication	i
Letter of Transmittal	iii
West Virginia Department of Public Safety - UCR Unit Members	v
Message From The Staff	vii
Introduction	1
Classification of Offenses	4
Profile-State of West Virginia	10
Crime Factors	11
Crime Index	12
Annual Report Synopsis	16
West Virginia Offense Data	18
Crime Index Offenses	19
Criminal Homicide-Murder	25
Forcible Rape	29
Robbery	31
Felonious Assault	34
Breaking and Entering	36
Larceny Theft	39
Motor Vehicle Theft	42
West Virginia Arrest Data	45
Violent Crime	46
Property Crime	47
Narcotic Drug Law Arrests	47
Gambling Arrests	47
Juvenile Disposition Data	47
Law Enforcement Employee Data	54
Police Employee Data	55
Law Enforcement Officers Killed and Assaulted	56
State, County, Municipal, and DNR Offense Data	59
Crime Index Report	61
State, County and Municipal Arrest Data (Part I Offenses)	111
(Part II Offenses)	151
Department of Natural Resources Arrest Data	193
Arson	206
Domestic Violence	209
Contributor Participation Report	218
Glossary of Terms	230

LIST OF TABLES AND CHARTS

Crime Index by Month	20
Violent Crime Offenses by Month.....	21
Non-Violent Property Offenses by Month	22
Value of Property Stolen by Type of Offense	23
West Virginia Crime Index-Five Year Recapitulation	24
Murders by Month	26
Murder Victims-Age, Sex, Race, and Ethnic Origin	27
Murders by Circumstance and Type of Weapon	28
Forcible Rape by Month	30
Robbery by Type of Weapon	31
Robbery by Month.....	32
Robbery-Value of Property Stolen	33
Felonious Assault by Type of Weapon	34
Felonious Assaults by Month.....	35
Breaking and Entering by Type of Entry	36
Breaking and Entering by Month	37
Breaking and Entering-Value of Property Stolen	38
Larceny-Theft by Month	40
Larceny-Theft-Value of Property Stolen	41
Motor Vehicle Theft by Type of Motor Vehicle.....	42
Motor Vehicle Theft by Month.....	43
Part I and II Arrests by Month	48
Total Arrests	49
Total Arrests by Race and Ethnic Origin	50
Total Arrests by Sex	51
Total Arrests by Age	52-53
Law Enforcement Employee Data.....	56
Police Officers Assaulted Summary.....	57
Analysis of Assaults on Law Enforcement Officers.....	58
Crime Index Report.....	62-109
Part I Arrests	112-150
Part II Arrests	152-191
DNR Arrests - District 1	194-195
DNR Arrests - District 2	196-197
DNR Arrests - District 3	198-199
DNR Arrests - District 4	200-201
DNR Arrests - District 5	202-203
DNR Arrests - District 6	204-205
Arson	
Volume and Value of Property Damaged	208
Domestic Violence - Referrals of Suspected Child Abuse and Neglect	211
Domestic Violence - Activity by Agency.....	212
Domestic Violence - Submitting Agencies with Zero Activity	215
Domestic Violence - Non-Submitting Agencies	217
Contributor Participation Report.....	219-228
Map of West Virginia.....	229

INTRODUCTION

The West Virginia Uniform Crime Reporting (UCR) Program is a statewide uniform method of collecting crime statistical data, under the direction of the Uniform Crime Reporting Division, West Virginia Department of Public Safety. Its purpose is two-fold:

1. To provide a consolidated annual report concerning crime in West Virginia, and
2. To report state-wide crime statistics from a single agency to the Federal Bureau of Investigation

National Uniform Crime Reporting Program

The counterpart of all state-wide UCR programs is the National UCR Program under the direction of the Federal Bureau of Investigation. This National program was the result of a need for nation-wide uniform compilation of law enforcement statistics. Uniform Crime Reports were first collected in 1930 after being developed by a committee of the International Association of Chiefs of Police. Today the IACP continues to serve in an advisory capacity to the FBI in its operation of the UCR program.

In the last several years the FBI has been actively assisting individual states in the development of state-wide programs for the collection of law enforcement statistics. Although individual UCR programs may vary from state to state, all state programs must be compatible with the National UCR Program. Presently there are 41 operational state-level UCR Programs. Crime statistics submitted by individual law enforcement agencies from all fifty (50) states, whether reported through state-level UCR programs or directly to the FBI, are presented annually in the FBI's Uniform Crime Reports publication, **Crime in the United States**.

West Virginia Uniform Crime Reporting Program

Taking advantage of the invaluable assistance provided, West Virginia developed its own state-wide program for collection of law enforcement statistics.

Purpose and Objectives

The fundamental objectives of the West Virginia UCR Program are:

1. Inform the Governor, Legislature, other government officials, and the public as to the nature of the crime problem in West Virginia - its magnitude and its trends.
2. Provide the FBI with complete UCR data to be included in the National crime reports.
3. Provide law enforcement administrators with the best possible data available to help combat individual problem areas.
4. Determine who commits crimes by age, sex, race and ethnic origin and by other attributes in order to find the proper focus for crime prevention and enforcement.
5. Provide base data and statistics to measure the workload and effectiveness of West Virginia's Criminal Justice System, to measure the effect of prevention and deterrence programs, and to assist in the assessment of social and other causes of crime for the development of theories on criminal behavior.

Development

The West Virginia Legislature in the Criminal Identification Bureau Act of 1971 established the Uniform Crime Reporting Statute.

Criminal Identification Bureau Act of 1971 Chapter 15, Article 2, Section 24, Sub-Section I

(i) All state, county and municipal law enforcement agencies shall submit to the bureau uniform crime reports setting forth their activities in connection with law enforcement. It shall be the duty of the bureau to adopt and promulgate rules and regulations prescribing the forms, general content, time and manner of submission of such Uniform Crime Reports. Willful or repeated failure by any state, county or municipal law enforcement official to submit the Uniform Crime reports as required in this article shall constitute neglect of duty in public office. The Bureau shall correlate the reports submitted to it and shall compile and submit to the governor and the legislature semi-annual reports based on such reports. A copy of such reports shall be furnished to all prosecuting attorneys and law enforcement agencies.

The responsibility and authority for collection and dissemination of UCR data was given to the West Virginia Department of Public Safety (State Police). This program became operational January 1, 1972.

Reporting Procedure

Under the West Virginia UCR Statute, law enforcement agencies are required to submit specified Uniform Crime Reports. The necessary information for each of the required reports is gathered from each agency's record of complaints, investigations and arrests. Offenses are recorded by the municipality and county in which they occur. Municipal law enforcement agencies report those crimes which occur within the cities, county sheriff's departments and state police report those crimes which occur within the counties but outside of the cities.

Uniform crime reports are submitted on a monthly basis. Law enforcement agencies report the number of offenses known to them in the following Part I crime categories:

- (1) Criminal Homicide
- (2) Forcible Rape
- (3) Robbery
- (4) Felonious Assault
- (5) Breaking and Entering
- (6) Larceny
- (7) Motor Vehicle Theft
- (8) Arson

In addition, law enforcement agencies report on a monthly basis supplemental offense information such as the value of property stolen and recovered, the circumstances surrounding homicides and rapes, the age, sex, race and ethnic origin of all persons arrested, and police disposition of juveniles. Police employee data is collected on an annual basis.

Verification Process

An obvious concern in the collection of crime statistics from law enforcement agencies throughout the state is the uniformity and accuracy of data received. All law enforcement agencies are furnished with the Uniform Crime Reporting Handbook which outlines in detail the proper procedures for scoring and classifying offenses. However, program aides such as guides and instructions do not necessarily guarantee the accuracy and correctness of the reports submitted by the agencies. Additional controls therefore are necessary.

Each report received by the UCR Section is recorded, examined and verified for mathematical accuracy and possibly more important for reasonableness. The elimination of duplication of reporting by agencies receives particular attention. Checks are built into the data processing of the reports to further ensure their validity and accuracy. The UCR Program, however, is still affected to some degree by problems such as incorrect reports, incomplete records, misinterpreted data and human error, as are all statistical programs. In addition, it should be pointed out that there is no way of determining the actual total number of crimes which are committed. Many criminal acts occur which are not reported to official sources. It is for this reason the Uniform Crime Reporting Program focuses its attention on the offenses which are reported to law enforcement agencies.

In spite of these and other shortcomings, the Uniform Crime Reporting Program still provides the best information available concerning crime in West Virginia.

Population Data

The computation of crime rates as they appear in this report by municipality, county and state is based on 1981 population data provided by the Federal Bureau of Investigation through the cooperation and assistance of the United States Bureau of Census.

CLASSIFICATION OF OFFENSES

Uniformity in reporting under the West Virginia System is based upon the proper classification of offenses by police.

The adoption of the Federal System of Uniform Crime Reporting included the utilization of the offense classifications of that system. Law enforcement in this state has made accurate application of those classifications in the reports submitted to the West Virginia Uniform Crime Reporting System.

In view of the need for compatibility with the federal system "offenses" under the program are not distinguished by designation of "high misdemeanors," "misdemeanors," or violations of municipal ordinances. The explanations of offense classifications may vary slightly with those employed at the federal level because the language used is that familiar to law enforcement in this state. However, the major categories of offense classification remain the same as those employed on the national level.

Part I Offenses

Offense data consists of information that has been extracted from reports of Part I crimes that have come to the attention of West Virginia law enforcement agencies. In general, Part I crimes are those serious crimes that are usually reported to law enforcement agencies. They consist of the following offenses:

Offense Classifications

(1) Homicide

1a. Murder and Non-Negligent Manslaughter—The unlawful killing of a human being with malice aforethought.

General Rule—Any death due to a fight, argument, quarrel, assault or commission of a crime.

1b. Manslaughter by Negligence—The unlawful killing of a human being, by another, without malice aforethought.

General Rule—The killing may result from the commission of an unlawful act or from a lawful act performed with gross negligence. Traffic deaths may be classified as such when due to gross negligence of someone rather than the victim.

(2) Forcible Rape

2a. Rape by Force—The carnal knowledge of a female forcibly against her will.

General Rule—Forcible rape of a female but excluding carnal abuse (Statutory Rape) or other sex offenses.

2b. Assault to Rape-Attempts—All assaults and attempts to rape.

(3) Robbery—The felonious and forcible taking of the property of another, against his will, by violence or by putting him in fear. Includes all attempts.

3a. Gun—All robberies and attempted robberies involving the use of any type firearms (revolvers, automatic pistols, shotguns, zip guns, rifles, pellet guns, etc.)

3b. Knife or Cutting Instrument—All robberies and attempted robberies involving the use of cutting or stabbing objects (knife, razor, hatchet, axe, cleaver, scissors, glass, broken bottle, dagger, ice pick, etc.)

3c. Other Dangerous Weapons—All robberies or attempted robberies when any other object or thing is used as a weapon. (This includes clubs, bricks, jack handles, bottles, explosives, acid, etc.)

3d. Strong Arm—Hands, Fists, Feet, Etc.—All Robberies which includes muggings and similar offenses where no weapon is used, but strong arm tactics are employed to deprive the victim of his property. This is limited to hands, arms, fists, feet, etc. As in armed robbery, include all attempts.

- (4) Assaults—An assault is an attempt or offer, with unlawful force or violence, to do physical injury to another.**

General Rule—All assaults will be classified in the following categories, excluding assaults with intent to rob or rape.

4a. Gun—All assaults and attempted assaults involving the use of any type of firearms. (Revolvers, automatic pistols, shotguns, zip guns, pellet guns, etc.)

4b. Knife or Cutting Instrument—All assaults and attempted assaults, involving the use of cutting or stabbing objects (knife, razor, hatchet, axe, cleaver, scissors, glass, broken bottle, dagger, ice pick, etc.).

4c. Other Dangerous Weapon—All assaults or attempted assaults when any other object or thing is used as a weapon. (Clubs, bricks, pick handles, bottles, acid, explosives, lye, poison, scalding water and cases of attempted drowning, burning, etc.).

4d. Hands, Fists, Feet, Etc.-Felonious—Assaults which are of a felonious nature when hands, fists, feet, etc., are used. To be classified as felonious assault, the attack must result in serious personal injury.

4e. Other Assaults-Not Felonious—All offenses of simple assault and assault and battery.

- (5) Breaking and Entering—Unlawful entry or attempted forcible entry of any structure to commit a felony or larceny.**

General Rule—Any unlawful entry or attempted forcible entry of any dwelling house, attached structure, public building, shop, office, factory, storehouse, apartment, house trailer, warehouse, mill, barn, other building, houseboat, or railroad car.

NOTE: For Uniform Crime Reporting purposes, breaking and entering and larceny are classified only as breaking and entering, the larceny is excluded. Breaking and Entering of a motor vehicle is classified as larceny.

5a. Forcible Entry—All offenses where force of any kind is used to enter unlawfully a locked structure, with intent to steal or commit a felony. This includes entry by use of a master key, celluloid, or other device that leaves no outward mark but is used to open a lock. Concealment inside a building, followed by the breaking out of the structure is also included.

5b. Unlawful Entry-No Force—Any unlawful entry without any evidence of forcible entry.

5c. Attempted Forcible Entry—When determined that forcible entry has been attempted.

- (6) Larceny Theft (Except Auto Theft)—The unlawful taking of the property of another with intent to deprive him of ownership.**

General Rule—All larcenies and thefts resulting from pocket-picking, purse snatching, shoplifting, larceny from auto, larcenies of auto parts and accessories, theft of bicycles, larcenies from buildings, and from coin operated machines. Any theft that is not a robbery or the result of breaking and entering is included. Embezzlement, larceny by bailee, fraud or bad check cases are excluded.

- (7) Motor Vehicle Theft—The larceny or attempted larceny of a motor vehicle.**

General Rule—Thefts and attempted thefts of a motor vehicle. This includes all vehicles which can be registered as a motor vehicle in this state. Excludes where there is a lawful access to the vehicle, such as a family situation or unauthorized use by others with lawful access to the vehicle. (Chauffeur, employees, etc.).

- (8) Arson—Include all arrests for violation of State Laws and Municipal Ordinances relating to arson and attempted arson.**

General Rule: Any willful or malicious burning or attempts to burn, with or without intent to defraud, a dwelling house, public building, motor vehicle or aircraft, personal property of another, etc.

The hierarchy rule will not apply to the offense of Arson. Any other Crime Index Offense occurring in conjunction with an arson will be reported.

Part II Offenses

Part II Offenses are made up of all other crimes not classified as Part I crimes. Information on Part II offenses is only reported when an arrest has been made. Part II crimes for UCR purposes are as follows:

- (9) Other Assaults—This class is comprised of all assaults and attempted assaults which are simple or minor in nature. These “Other Assaults” are also scored on Return A under item 4e as an Offense Known to Police. However, for the purpose of this return, arrests for this offense are scored in this class.**
- (10) Forgery and Counterfeiting—In this class all offenses dealing with the making, altering, uttering or possessing, with intent to defraud, anything false in the semblance of that which is true.**
- Include: Altering or forging public or other records. Making, altering, forging, or counterfeiting bills, notes, drafts, tickets, checks, credit cards, etc.**
- Counterfeiting coins, plates, bank notes, checks, etc.**
- Possessing or uttering forged or counterfeiting instruments.**
- Signing the name of another or fictitious person with intent to defraud.**
- All attempts to commit any of the above.**
- (11) Fraud—Fraudulent conversion and obtaining money or property by false pretense. Includes bad checks, confidence games, etc., except forgeries and counterfeiting.**

- (12) Embezzlement—Misappropriation or misapplication of money or property entrusted to one's care, custody or control.**
- (13) Stolen Property: Buying, Receiving, Possessing—Include in this class all offenses of buying, receiving, and possession of stolen property, as well as all attempts to commit any of these offenses.**
- (14) Vandalism—Include in this class all willful or malicious destruction, injury, disfigurement or defacement of any public or private property, real or personal, without consent of the owner or person having custody or control, by cutting, tearing, breaking, marking, painting, drawing, covering with filth, or any other such means as may be specified by law or ordinance. This offense covers a wide range of malicious behavior directed at property.**
- (15) Weapons: Carrying, Possessing, Etc.**
- This class deals with violations of weapons laws such as:**
- Manufacture, sale or possession of deadly weapons.**
- Carrying deadly weapons.**
- Furnishing deadly weapons to minors.**
- Aliens possessing deadly weapons. All attempts to commit the above.**
- (16) Prostitution and Commercialized Vice—Include in this class the sex offenses of a commercialized nature, such as:**
- Prostitution**
- Keeping bawdy house, disorderly house, or house of ill repute.**
- Pandering, procuring, transporting or detaining women for immoral purposes, etc.**
- All attempts to commit any of the above.**
- (17) Sex Offenses—Except forcible rape, prostitution and commercialized vice. Include offenses against chastity, common decency, morals, and the like.**
- Adultery and fornication**
- Buggery**
- Incest**
- Indecent Exposure**
- Sodomy**
- Statutory Rape-(No Force)**
- All attempts to commit any of the above.**
- (18) Narcotic Drug Laws—Narcotic drug law arrests are requested on the basis of the narcotics used. Include all arrests for violations of State and Local Ordinances, specifically those relating to the unlawful possession, sale, use, growing, manufacturing and making of narcotic drugs. Make the following subdivisions of narcotic drug law arrests.**

Opium or cocaine and their derivatives
Morphine, heroin, codeine

Marijuana

Synthetic narcotics, manufactured narcotics which can cause true drug addiction.

Demerol, methadones

Dangerous non-narcotic drugs

Barbiturates, benzedrine

- (19) **Gambling—All charges which relate to promoting, permitting or engaging in gambling. To provide a more refined collection of gambling arrests, the following breakdown should be furnished:**

Bookmaking (Horse and sport books)

Numbers and lottery

All other

- (20) **Offenses Against the Family and Children—Included here are all charges of non-support and neglect or abuse of family and children.**

Desertion, abandonment, or non-support

Neglect or abuse of child

Non-payment of alimony

- (21) **Driving Under the Influence—This class is limited to the driving or operating of any vehicle while drunk or under the influence of liquor or narcotic drugs.**

- (22) **Liquor Laws—With the exception of "Drunkenness" (Class 23) and "Driving Under the Influence" (Class 21), liquor law violations, State or Local, are placed in this class. Do not include Federal violations. Include: Manufacturing, sale, transporting, furnishing, possession, etc.**

Maintaining unlawful drinking places

Bootlegging

Operating still

Furnishing liquor to a minor

Using vehicle for illegal transportation of liquor

- (23) **Drunkenness—Included in this class are all offenses of drunkenness or intoxication, with the exception of "Driving Under the Influence" (Class 21).**

Drunk and disorderly

Public intoxication

- (24) **Disorderly Conduct—In this class, all disorderly persons arrested except those counted in classes 1 through 23 and class 25 are included.**

- (25) **Vagrancy—Place in this class arrests for disorderly persons when the person is arrested for failure to give good account of himself.**

(26) All Other Offenses—Include in this class every other State or Local offense not included in classes 1 through 25.

Abduction and compelling to marry

Abortion (Death resulting from abortion is homicide)

Bastardy and concealing death of a bastard

Bigamy and polygamy

Blackmail and extortion

Bribery

Contempt of Court

Discrimination, unfair competition

Kidnapping

Offenses contributing to juvenile delinquency except as provided for in classes 1 through 29, such as employment of children in immoral vocations or practices, admitting minors to improper places, etc.

Perjury and subornation of perjury

Possession, repair, manufacture, etc., of burglar's tools

Possession or sale of obscene literature

Unlawful use, possession, etc., of explosives, etc.

(27) Suspicion—Not Reported in West Virginia.

(28) Curfew and Loitering Laws (Juveniles)—Count all arrests made for violations of local curfew or loitering ordinances.

(29) Runaway (Juvenile)—Count arrests made by other jurisdictions of runaways from your jurisdiction. Do not include protective custody actions with respect to runaways you take for other jurisdictions. Count only your own local cases.

PROFILE STATE OF WEST VIRGINIA

West Virginia, truly deserving of its nickname "Mountain State" possesses an abundance of resources — natural, educational and recreational — for its citizens and for visitors to this fine state.

Bordered by the states of Pennsylvania, Maryland, Ohio, Kentucky and Virginia, West Virginia is located between the large population centers of the East and Midwest. Four principal Metropolitan market areas — New York, Chicago, Philadelphia and Detroit — are within a 500 mile radius of the state.

Comprised of 55 counties, with a population in 1981 of 1,951,000 and a density of 80.4 persons per square mile, West Virginia is primarily a rural state. Known best as one of the major coal producing states, West Virginia continues to move to the forefront in terms of energy production, research, and development. In addition to an increased emphasis on coal, natural gas liquids and petroleum continue to be important mineral resources. And in the Ohio and Kanawha River Valleys the chemical industry has become a major economic force in the state. Add to these other resources such as metals and high quality timber from our vast woodlands, and it becomes obvious that West Virginia's economy is quite diverse.

Two areas of improvement West Virginians are quite proud of are in education and in recreation. Advancements in education include the addition of two medical schools, plans for a second law school, a greatly expanded statewide College of Graduate Studies, as well as many new elementary, secondary, vocational and technical schools throughout the state.

In the area of recreation, West Virginia is a state with an exceptional outdoor recreation base. Its varied topography, climate and resources give it the potential of being a year-round recreation land serving the people of the Eastern United States. With its fine fishing streams, picturesque mountains and abundant forest areas, West Virginia's state parks and forests continue to attract visitors in ever-growing numbers.

This profile is presented to help the reader gain a better understanding of the state of West Virginia.

CRIME FACTORS

Statistics gathered under the Uniform Crime Reporting Program are submitted by the law enforcement agencies of West Virginia and project a state-wide view of crime. Awareness of the presence of certain crime factors, which may influence the resulting volume and type of statistics presented, is necessary if fair and equitable conclusions are to be drawn. These crime-influencing factors are present, to some degree, in every community and their presence affects, in varying degrees, the crime experience of that community. Attempts at comparison of crime figures between communities should not be made without first considering the individual factors present in each community.

Crime, as an outgrowth of society, remains a social problem of grave concern and the police are limited in their role to its suppression and detection. As stated by the President's Commission on Law Enforcement and Administration of Criminal Justice in their report "The Challenge of Crime In A Free Society" (1967-Page 92):

"But the fact that the police deal daily with crime does not mean that they have unlimited power to prevent it, or reduce it, or deter it. The police did not create and cannot resolve the social conditions that stimulate crime. They did not start and cannot stop the convulsive social changes that are taking place in America. They do not enact the laws that they are required to enforce, nor do they dispose of the criminals they arrest. The police are only one part of the criminal justice system; the criminal justice system is only one part of the government; and the government is only one part of society. Insofar as crime is a social phenomenon, crime prevention is the responsibility of every part of society. The criminal process is limited to case by case operations, one criminal or one crime at a time."

Set forth below are some of the conditions which will, by type and volume, affect the crime that occurs from place to place:

Density and size of the community population and the metropolitan area of which it is a part.

Composition of the population with reference particularly to age, sex, race and ethnic origin.

Economic status of the population.

Relative stability of the population, including commuters, seasonal, and other transient types.

Climate, including seasonal weather conditions.

Educational, recreational, and religious characteristics.

Standards governing appointments to the police force.

Policies of the prosecuting officials and the courts.

Attitude of the public toward law enforcement problems.

The Administrative and investigative efficiency of the local law enforcement agency, including the degree of adherence to crime reporting standards.

CRIME INDEX

The tabulations presented in the tables, graphs, and charts in this publication indicate the volume and distribution of crime in West Virginia on the basis of a Crime Index. The crime figures are broken down by municipal, county and state totals.

The Uniform Crime Reporting Program utilizes eight crime classifications to establish an index to measure the trend and distribution of crime in the United States. These crimes—Murder, Forcible Rape, Robbery, Felonious Assault, Breaking & Entering, Larceny Theft, Motor Vehicle Theft and Arson—are counted by law enforcement agencies as the crimes become known to them. These crimes were selected for use in the Crime Index because, as a group, they represent the most common local crime problem. They are all serious crimes, either by their very nature or due to the volume in which they occur. Offenses of Murder, Forcible Rape, Robbery, and Felonious Assault are categorized as Violent Crimes. Offenses of Breaking & Entering, Larceny-Theft, Motor Vehicle Theft and Arson are classed as Non-Violent Crimes.

The crime counts set forth in this publications are for actual offenses established by police investigation. In 1981, 50,528 Crime Index Offenses were known to police.

Calculation of Rates and Percentages

Monthly and annual Uniform Crime Reports currently received from 375 municipal, county and state law enforcement agencies in West Virginia represent 100 percent of the estimated West Virginia population.

The West Virginia State Police maintain at least one detachment in each of the 55 counties throughout the state. Each detachment is mainly responsible for law enforcement in the rural areas of the respective county. Therefore, there are two law enforcement agencies (state police and sheriff's department) in each county which serve the same area and essentially the same population. Because of this fact, to attempt to compute a crime rate for each of the agencies would be unreasonable. The problem was resolved by combining activity reported by both agencies into one category hereafter referred to in this report as "rural county". However, the number of offenses and the percent of offenses cleared is listed separately for each agency.

This report provides police executives with a yardstick with which to measure local crime problems. To use this report as an administrative tool, data must be converted into rates and percentages. Simple formulas for this purpose are presented below.

Crime Rates

The most used of all crime statistics is the Crime Index Rate, which refers to the number of Crime Index offenses per 100,000 inhabitants. It can be calculated by either of two procedures.

One procedure is to divide the number of Crime Index Offenses by the population, and to multiply the result by 100,000.

EXAMPLE:

$$\frac{1,980 \text{ Robberies}}{500,000 \text{ Population}} = .003960 \times 100,000 = 396.0 \text{ Robberies per } 100,000 \text{ persons}$$

Another procedure is called the reciprocal method. It can be used to calculate crime rates for a number of different offense classifications. The reciprocal is determined by dividing 100,000 by the population. The reciprocal can then be multiplied by the number of offenses for each crime to determine the rate per 100,000.

EXAMPLE:

$$\frac{100,000}{500,000 \text{ population}} = .200000 \text{ Reciprocal} \times 1,980 \text{ Number of Robberies} = 396.0 \text{ Robberies per } 100,000 \text{ persons}$$

All Crime Rates which were calculated for the total number of offenses committed in the State were based on the number of offenses per 100,000 persons.

However, due to the fact that no city within the State has a population over 100,000, calculations for each individual contributing agency were based on the number of offenses per 1,000 persons.

Clearance Rates


For Uniform Crime Reporting purposes, a Crime Index Offense is cleared when a law enforcement agency has identified the offender, there is enough evidence to charge him and he is actually taken into custody. The arrest of one person can clear several crimes or several persons may be arrested in the process of clearing one crime.

Crime solutions are also recorded in exceptional circumstances when some element beyond law enforcement control precludes formal charges against the offender. An offense may be exceptionally cleared when it falls into one of the following categories:

1. The offender commits suicide.
2. A double murder occurs (two persons kill each other).
3. The offender dies after making a confession (dying declaration).
4. The offender is killed by a law enforcement officer.
5. The offender confesses to committing the crime while already in custody for another crime or serving a sentence.
6. The offender is prosecuted in another city for a different crime by federal, state or local authorities, or for the same offense, and the other jurisdiction refuses to release the offender.
7. Another jurisdiction refuses to extradite the offender.

- 8. The victim of a crime refuses to cooperate in the prosecution.**
- 9. The offender is prosecuted for a less serious charge than the one for which he was arrested.**
- 10. The offender is a juvenile who is handled by a verbal or written notice to the parents in instances involving minor offenses such as petit larceny.**

For the year of 1981, 23.9 percent of all Index Crimes were cleared as compared to 23.6 percent cleared during 1980. The percentage of Violent Crimes cleared was 65.4 percent in 1981 and 66.7 percent in 1980 while the clearance rate for Property Crimes was 21.0 percent in 1981 and 20.3 percent in 1980.



**CRIME IN WEST VIRGINIA
ANNUAL REPORT SYNOPSIS**

1981

POPULATION:	
TOTAL	1,951,000
RURAL	1,179,215
MUNICIPAL	771,785

LAW ENFORCEMENT EMPLOYEES:	
TOTAL	3,794
SWORN OFFICERS	2,922
CIVILIANS	872

INDEX CRIME VOLUME:	
TOTAL	50,528
VIOLENT	3,380
MURDER	118
FORCIBLE RAPE	291
ROBBERY	977
FELONIOUS ASSAULT	1,994
NON-VIOLENT	47,148
BREAKING AND ENTERING	14,905
LARCENY-THEFT	28,587
MOTOR VEHICLE THEFT	3,656

INDEX CRIME TIME FREQUENCIES:	
TOTAL	1 EVERY 10.4 MINUTES
VIOLENT	1 EVERY 2.6 HOURS
MURDER	1 EVERY 3.1 DAYS
FORCIBLE RAPE	1 EVERY 1.3 DAYS
ROBBERY	1 EVERY 9.0 HOURS
FELONIOUS ASSAULT	1 EVERY 4.4 HOURS
NON-VIOLENT	1 EVERY 11.1 MINUTES
BREAKING AND ENTERING	1 EVERY 35.3 MINUTES
LARCENY-THEFT	1 EVERY 18.4 MINUTES
MOTOR VEHICLE THEFT	1 EVERY 2.4 HOURS

INDEX CRIME RATE PER 100,000 RESIDENTS:	
TOTAL	2,589.8
VIOLENT	173.2
MURDER	6.0
FORCIBLE RAPE	14.9
ROBBERY	50.1
FELONIOUS ASSAULT	102.2

NON-VIOLENT	2,416.6
BREAKING AND ENTERING	764.0
LARCENY-THEFT	1,465.2
MOTOR VEHICLE THEFT	187.4

INDEX CRIME CLEARANCES (RATES):

TOTAL	12,089 (23.9%)
VIOLENT	2,210 (65.4%)
MURDER	117 (99.2%)
FORCIBLE RAPE	206 (70.8%)
ROBBERY	343 (35.1%)
FELONIOUS ASSAULT	1,544 (77.4%)
NON-VIOLENT	9,879 (21.0%)
BREAKING AND ENTERING	2,965 (19.9%)
LARCENY-THEFT	5,982 (20.9%)
MOTOR VEHICLE THEFT	932 (25.5%)

INDEX CRIME ARRESTS:

TOTAL	11,590
VIOLENT	1,813
MURDER	130
FORCIBLE RAPE	182
ROBBERY	481
FELONIOUS ASSAULT	1,020
NON-VIOLENT	9,777
BREAKING AND ENTERING	3,148
LARCENY-THEFT	5,929
MOTOR VEHICLE THEFT	700

VALUE OF PROPERTY STOLEN:

TOTAL STOLEN	\$37,149,958
TOTAL RECOVERED	\$15,332,402 (41.3%)

LAW ENFORCEMENT OFFICERS:

KILLED	3
ASSAULTED	269
(WITH PERSONAL INJURY)	68 (25.3%)

ARSON OFFENSES (VALUE OF PROPERTY DAMAGED):

TOTAL	735	\$6,483,247
STRUCTURAL	389	\$5,403,732
MOBILE	288	\$ 992,743
OTHER	58	\$ 86,772

THIS SYNOPSIS OF CRIME IN WEST VIRGINIA FOR 1981 PRESENTS SIGNIFICANT INFORMATION FOR THE YEAR TO PROVIDE READY REFERENCE TO PERSONS NOT PARTICULARLY INTERESTED IN OR IN NEED OF DETAILED STATISTICS OR COMPARISONS.

WEST VIRGINIA OFFENSE DATA

CRIME INDEX OFFENSES 1981

The crimes in this group are all serious, either by their very nature or because of the frequency with which they occur, and present a common enforcement problem to all police.

A total of 50,528 Crime Index Offenses were reported for 1981.

April recorded the highest number of Crime Index Offenses with 4,354.

There were 2,589.8 Crime Index Offenses per 100,000 population in West Virginia.

The total dollar value of property stolen during commission of Crime Index Offenses was \$37,149,958, of which \$15,332,402 was recovered.

A total of 12,089 Crime Index Offenses were cleared by arrest or exceptional clearance, a clearance rate of 23.9 percent. Adults were involved in 9,720 of the clearances.

There were 11,590 persons arrested for Crime Index Offenses; 9,841 of those arrested were males, 2,935 were under 18, and 10,302 were white.

Crime Index Offenses can be further categorized as a Violent Crime (Murder, Forcible Rape, Robbery, and Felonious Assault) or Non-Violent (or Property) Crime (Breaking and Entering, Larceny-Theft, Motor Vehicle Theft and Arson).

Violent Crimes involve the element of personal confrontation between the perpetrator and the victim and are considered more serious than Property (or Non-Violent) Crimes.

A total of 3,380 Violent Crimes were reported for 1981.

July recorded the highest number of Violent Crimes with 312.

There were 173.2 Violent Crimes per 100,000 population in West Virginia.

A total of 2,210 Violent Crime Offenses were cleared by arrest or exceptional clearance, a clearance rate of 65.4 percent. Adults were involved in 2,004 of the clearances.

There were 1,813 persons arrested for Violent Crime Offenses; 1,643 of those arrested were males, 177 were under 18, and 1,529 were white.

A total of 47,148 Non-Violent (or Property) Crimes were reported for 1981.

April recorded the highest number of Non-Violent Crimes with 4,098.

There were 2,416.6 Non-Violent Crimes per 100,000 population in West Virginia.

A total of 9,879 Non-Violent Crime Offenses were cleared by arrest or exceptional clearance, a clearance rate of 21.0 percent. Adults were involved in 7,716 of the clearances.

There were 9,777 persons arrested for Non-Violent Crime Offenses; 8,198 of those arrested were males, 2,758 were under 18, and 8,773 were white.

CRIME INDEX OFFENSES

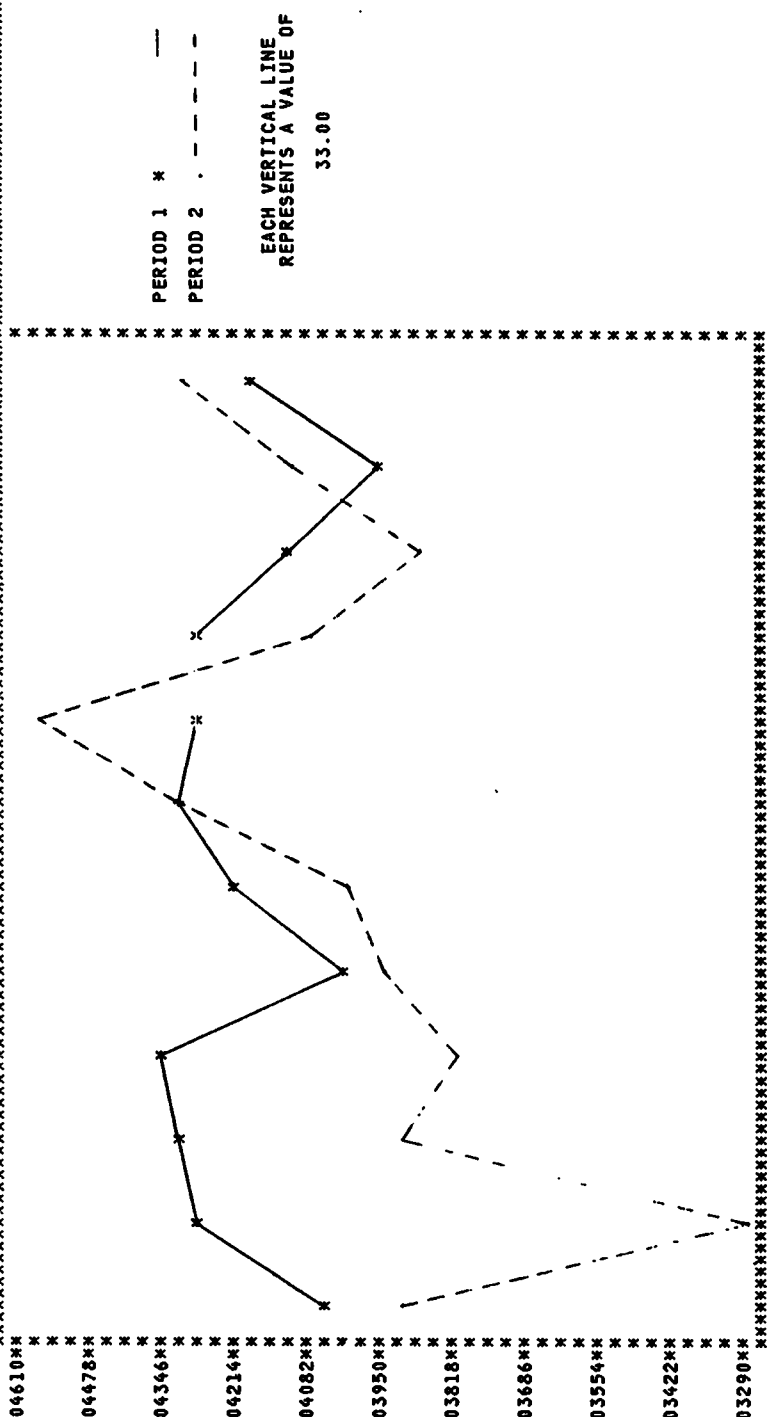
January - December 1981, 1980

TOTAL CRIME INDEX OFFENSES

 N U M B E R O F O F F E N S E S B Y M O N T H

 * CRIME * OFF CLEARED *
 * JAN * FEB * MAR * APR * MAY * JUN * JUL * AUG * SEP * OCT * NOV * DEC * TOT * (1,000)*ADULT * JUVE *
 * 4059 * 4306 * 4320 * 4354 * 4039 * 4246 * 4322 * 4292 * 4134 * 3954 * 4210 * 50528 * 25.77 * 9720 * 2369 *
 * 3927 * 3294 * 3966 * 3830 * 3972 * 4045 * 4335 * 4603 * 4107 * 3906 * 4182 * 4318 * 49425 * 24.70 * 9188 * 2265 *
 * 132+ * 1012+ * 374+ * 524+ * 67+ * 13- * 31- * 185+ * 228+ * 188- * 108- * 2103+ * 1.07+ * 532+ * 106+ *
 * 3.4+ * 30.7+ * 9.5+ * 13.7+ * 1.7+ * 5.0+ * .3- * 6.8- * 4.5- * 2.5- * 4.3+ * 4.3+ * 4.3+ * 5.8+ * 4.7+ *

 PERIOD 1 81
 PERIOD 2 80
 NUMERICAL CHANGE
 PERCENT CHANGE



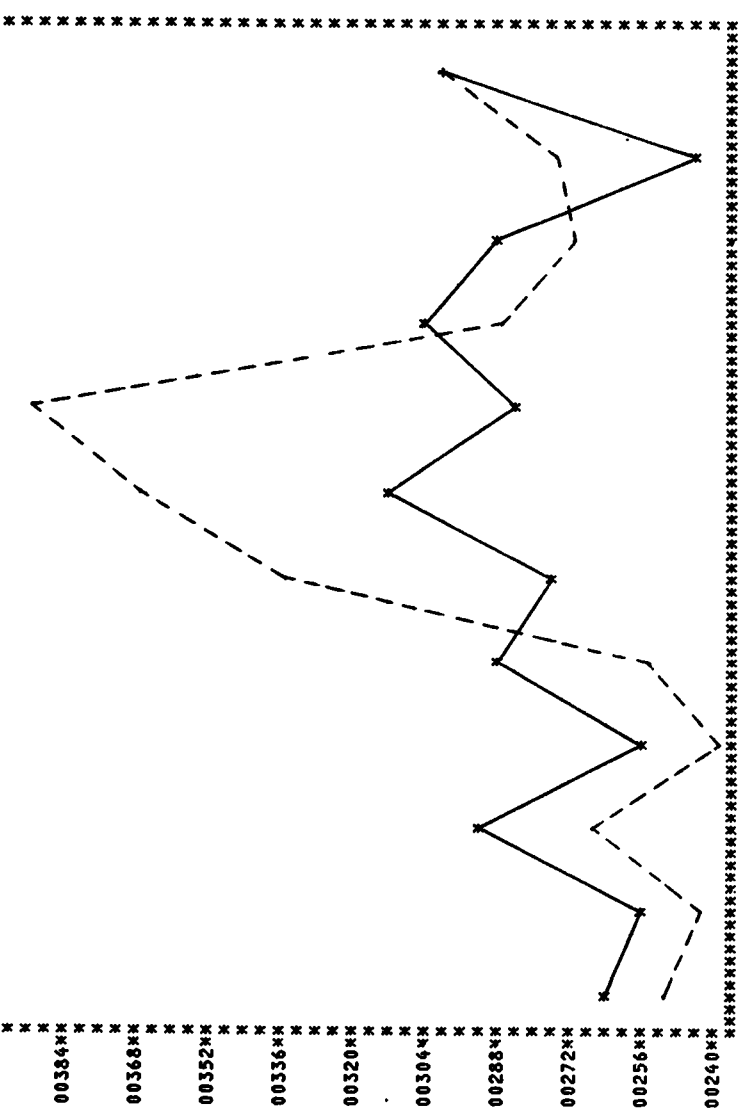
PERIOD 1 * —
 PERIOD 2 . - - - -
 EACH VERTICAL LINE
 REPRESENTS A VALUE OF
 33.00

VIOLENT CRIME OFFENSES

January - December 1981, 1980

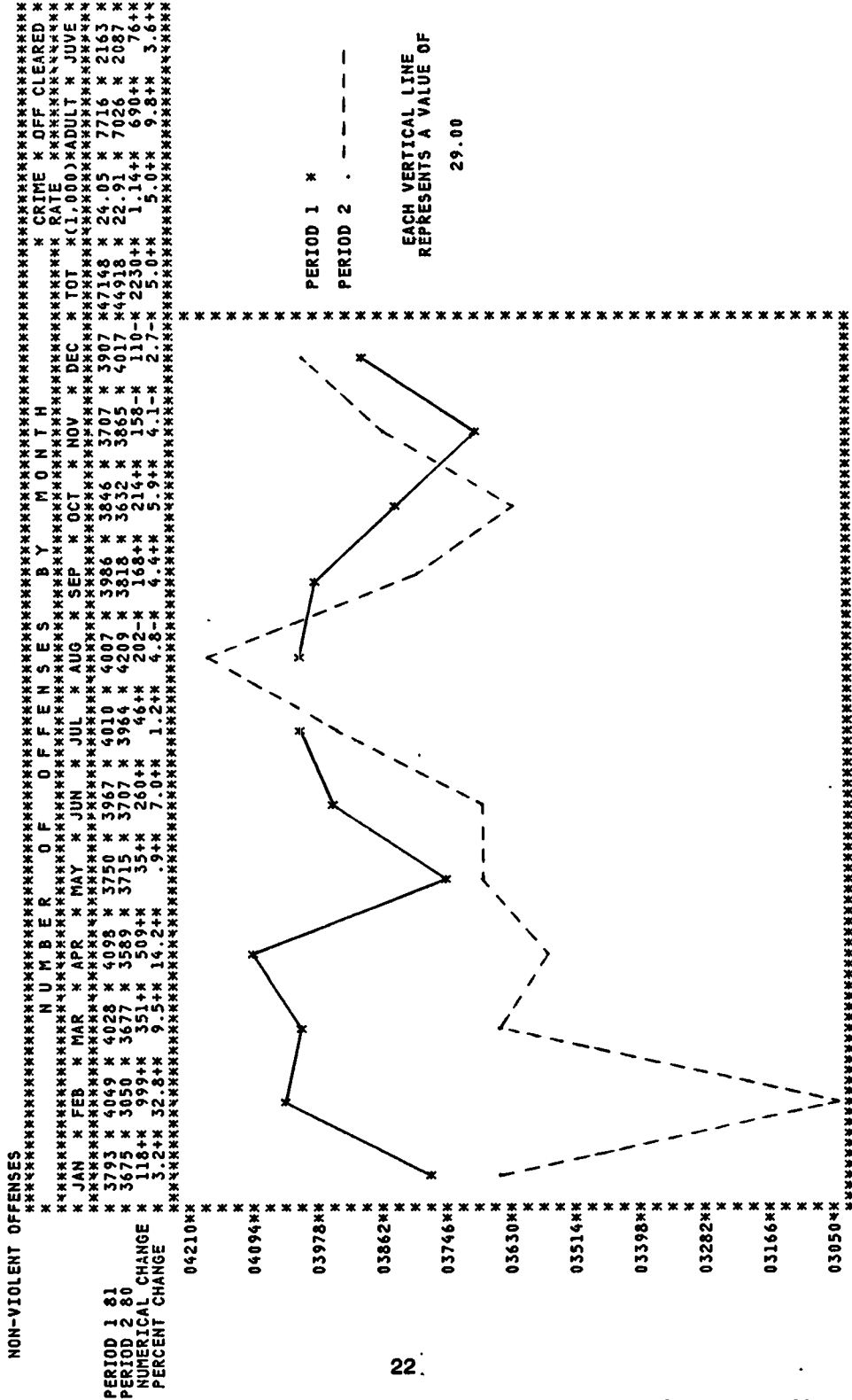
VIOLENT CRIME OFFENSES

NUMBER OF OFFENSES BY MONTH		CRIME * OFF CLEARED *												
JAN	FEB	MAR	APR	MAY	JUN	JUL	AUG	SEP	OCT	NOV	DEC	TOT	* (1,000) * ADULT *	JUVE *
266	257	292	256	289	279	312	285	306	288	267	303	3380	1.72	2004
252	244	269	251	257	338	371	394	289	274	277	301	3507	1.79	2162
14	13	23	15	32	59	59	109	17	14	30	2	127	.07	158
5.6	5.3	8.6	6.2	12.5	17.5	15.9	27.7	5.9	5.1	10.8	.7	3.6	3.9	7.3
PERIOD 1 81		PERIOD 2 80		NUMERICAL CHANGE		PERCENT CHANGE		PERIOD 1 *		PERIOD 2 *		EACH VERTICAL LINE REPRESENTS A VALUE OF 4.00		
00400	00384	00368	00352	00336	00320	00304	00288	00272	00256	00240				



NON-VIOLENT PROPERTY OFFENSES

January - December 1981, 1980



04210**
04094**
03978**
03862**
03746**
03630**
03514**
03398**
03282**
03166**
03050**

VALUE OF PROPERTY STOLEN

By Type Of Offense

January - December 1981, 1980

BREAKING AND ENTERING				ROBBERY			
CLASSIFICATION		NUMBER	AMOUNT	CLASSIFICATION		NUMBER	AMOUNT
RESIDENCE-COMMITTED DURING NIGHT	1981	3,890	3,936,817	HIGHWAY	1981	405	109,474
	1980	3,593	2,279,074		1980	325	104,466
	PERCENT OF CHANGE	8.27+	72.74+		PERCENT OF CHANGE	24.62+	4.79+
RESIDENCE-COMMITTED DURING DAY	1981	2,207	1,667,520	COMMERCIAL HOUSE	1981	115	71,452
	1980	1,904	1,249,086		1980	118	158,769
	PERCENT OF CHANGE	15.91+	33.50+		PERCENT OF CHANGE	2.54-	55.00-
RESIDENCE-COMMITTED UNKNOWN	1981	2,582	1,887,616	SERVICE STATION	1981	62	40,316
	1980	2,402	1,710,354		1980	34	27,044
	PERCENT OF CHANGE	7.49+	10.36+		PERCENT OF CHANGE	82.35+	49.08+
NONRESIDENCE-COMMITTED DURING NIGHT	1981	4,456	2,835,683	CHAIN STORE	1981	117	43,471
	1980	4,200	2,658,773		1980	142	137,361
	PERCENT OF CHANGE	6.10+	6.65+		PERCENT OF CHANGE	17.61-	68.35-
NONRESIDENCE-COMMITTED DURING DAY	1981	347	201,665	RESIDENCE	1981	119	95,485
	1980	388	155,326		1980	127	91,330
	PERCENT OF CHANGE	10.57-	29.83+		PERCENT OF CHANGE	6.30-	4.55+
NONRESIDENCE-COMMITTED UNKNOWN	1981	1,423	889,017	BANK	1981	4	41,000
	1980	1,529	1,103,220		1980	9	23,754
	PERCENT OF CHANGE	6.93-	19.42-		PERCENT OF CHANGE	55.56-	72.60+
TOTAL	1981	14,905	11,418,318	MISCELLANEOUS	1981	155	82,405
	1980	14,016	9,155,833		1980	170	116,259
	PERCENT OF CHANGE	6.34+	24.71+		PERCENT OF CHANGE	8.82-	29.12-
				TOTAL	1981	977	483,603
					1980	925	658,983
					PERCENT OF CHANGE	5.62+	26.61-

LARCENY BY CLASSIFICATION				LARCENY BY VALUE			
CLASSIFICATION		NUMBER	AMOUNT	CLASSIFICATION		NUMBER	AMOUNT
POCKET-PICKING	1981	164	39,955	\$200 AND OVER	1981	8,913	9,972,220
	1980	241	34,935		1980	7,713	6,580,990
	PERCENT OF CHANGE	31.95-	14.37+		PERCENT OF CHANGE	15.56+	51.53+
PURSE-SNATCHING	1981	287	41,457	\$50 TO \$200	1981	10,788	1,135,764
	1980	357	48,434		1980	10,195	1,056,050
	PERCENT OF CHANGE	19.61-	14.41-		PERCENT OF CHANGE	5.82+	7.55+
CARGO-THEFTS	1981	165	241,034	UNDER \$50	1981	8,886	166,131
	1980	211	113,319		1980	9,197	188,696
	PERCENT OF CHANGE	21.80-	112.70+		PERCENT OF CHANGE	3.38-	11.96-
SHOPLIFTING	1981	3,230	178,866	TOTAL	1981	28,587	11,274,115
	1980	3,061	169,356		1980	27,105	7,825,736
	PERCENT OF CHANGE	5.52+	5.62+		PERCENT OF CHANGE	5.47+	44.06+
FROM AUTOS	1981	6,998	1,907,793				
	1980	6,275	1,479,179				
	PERCENT OF CHANGE	11.52+	28.98+				
AUTO PARTS-ACCESSORIES	1981	4,799	832,626				
	1980	4,770	751,504				
	PERCENT OF CHANGE	.61+	10.79+				
BICYCLES	1981	2,456	348,532				
	1980	2,302	239,442				
	PERCENT OF CHANGE	6.69+	45.56+				
FROM BUILDINGS	1981	4,658	3,791,505				
	1980	4,119	1,673,248				
	PERCENT OF CHANGE	13.09+	126.60+				
COIN OPERATED MACHINES	1981	256	61,003				
	1980	273	43,133				
	PERCENT OF CHANGE	6.23-	41.43+				
LIVESTOCK	1981	135	70,040				
	1980	131	109,207				
	PERCENT OF CHANGE	3.05+	35.86-				
ALL OTHER	1981	5,439	3,761,304				
	1980	5,365	3,163,979				
	PERCENT OF CHANGE	1.38+	18.88+				
TOTAL	1981	28,587	11,274,115				
	1980	27,105	7,825,736				
	PERCENT OF CHANGE	5.47+	44.06+				

WEST VIRGINIA CRIME INDEX

Five Year Recapitulation of Offenses

1977 - 1981

INDEX OFFENSES	Year	Number of Offenses	Percent Change	Rate Per 100,000 Population	Percent Change
MURDER	1977	113		6.1	
	1978	128	+13.3	6.9	+13.1
	1979	120	-6.3	6.4	-7.3
	1980	139	+15.8	7.1	+10.9
	1981	118	-15.1	6.0	-15.5
FORCIBLE RAPE	1977	241		13.0	
	1978	274	+13.7	14.7	+13.1
	1979	289	+5.5	15.4	+4.8
	1980	304	+5.2	15.6	+1.3
	1981	291	-4.3	14.9	-4.5
ROBBERY	1977	775		41.7	
	1978	853	+10.1	45.9	+10.1
	1979	809	-5.2	43.1	-6.1
	1980	925	+14.3	47.4	+10.0
	1981	977	+5.6	50.1	+5.7
FELONIOUS ASSAULT	1977	1,667		89.7	
	1978	1,839	+10.3	98.9	+10.3
	1979	1,867	+1.5	99.4	+0.5
	1980	2,139	+14.6	109.7	+10.4
	1981	1,994	-6.8	102.2	-6.8
BREAKING AND ENTERING	1977	10,957		589.4	
	1978	11,907	+8.7	640.2	+8.6
	1979	11,611	-2.5	618.3	-3.4
	1980	14,016	+20.7	718.9	+16.3
	1981	14,905	+6.3	764.0	+6.3
LARCENY - THEFT	1977	24,726		1,330.1	
	1978	23,674	-4.3	1,272.8	-4.3
	1979	24,117	+1.9	1,284.2	+0.9
	1980	27,105	+12.4	1,390.3	+8.3
	1981	28,587	+5.5	1,465.2	+5.4
MOTOR VEHICLE THEFT	1977	2,989		160.8	
	1978	3,237	+8.3	174.0	+8.2
	1979	3,719	+13.0	198.0	+13.8
	1980	3,797	+2.1	194.8	-1.6
	1981	3,656	-3.7	187.4	-3.8

VIOLENT CRIME	1977	2,796		150.4	
	1978	3,094	+10.7	166.4	-10.6
	1979	3,085	-0.3	164.3	-1.3
	1980	3,507	+13.7	179.9	+9.5
	1981	3,380	-3.6	173.2	-3.7
NON-VIOLENT CRIME	1977	38,672		2,080.3	
	1978	38,818	+0.4	2,087.0	+0.3
	1979	39,447	+1.6	2,100.5	+0.7
	1980	44,918	+13.9	2,303.9	+9.7
	1981	47,148	+5.0	2,416.6	+4.9
TOTAL FOR WEST VIRGINIA	1977	41,468		2,230.7	
	1978	41,912	+1.1	2,253.4	+1.0
	1979	42,532	+1.5	2,264.8	+0.5
	1980	48,425	+13.9	2,483.8	+9.7
	1981	50,528	+4.3	2,589.8	+4.3

CRIMINAL HOMICIDE - MURDER

Murder is defined as the unlawful killing of a human being with malice aforethought. Any death due to a fight, argument, quarrel, assault, or commission of a crime is included. This index offense is scored by police on the basis of their investigation without regard as to the findings of a court or jury or the decision of a prosecutor. Attempts to kill and assault to kill are scored as felonious assaults and not as murder. Suicide, accidental deaths, justifiable homicides and traffic deaths caused by the negligence of someone other than the victim are not included.

MURDER SUMMARY

1981

A total of 118 Murder offenses were reported for 1981.

Murders comprised 3.5 percent of the total for the Violent Crime category and less than one half of one percent of the total Crime Index Offenses.

April recorded the highest number of Murders with 17 offenses.

There were 6.0 Murder victims per 100,000 population in West Virginia.

Males accounted for 70.3 percent of the Murder victims; 86.4 percent of the victims were white.

The largest number of victims, 16, falls in the 25-29 and the 30-34 age groups.

Firearms were used in 86 of the Murders reported, with handguns being used in 51 of those.

A total of 117 Murders were cleared by arrest or exceptional clearance, a clearance rate of 99.2 percent. Adults were involved in 112 of the clearances.

There were 130 persons arrested for Murder offenses; 114 of those arrested were males, 10 were under 18, and 111 were white.

MURDER

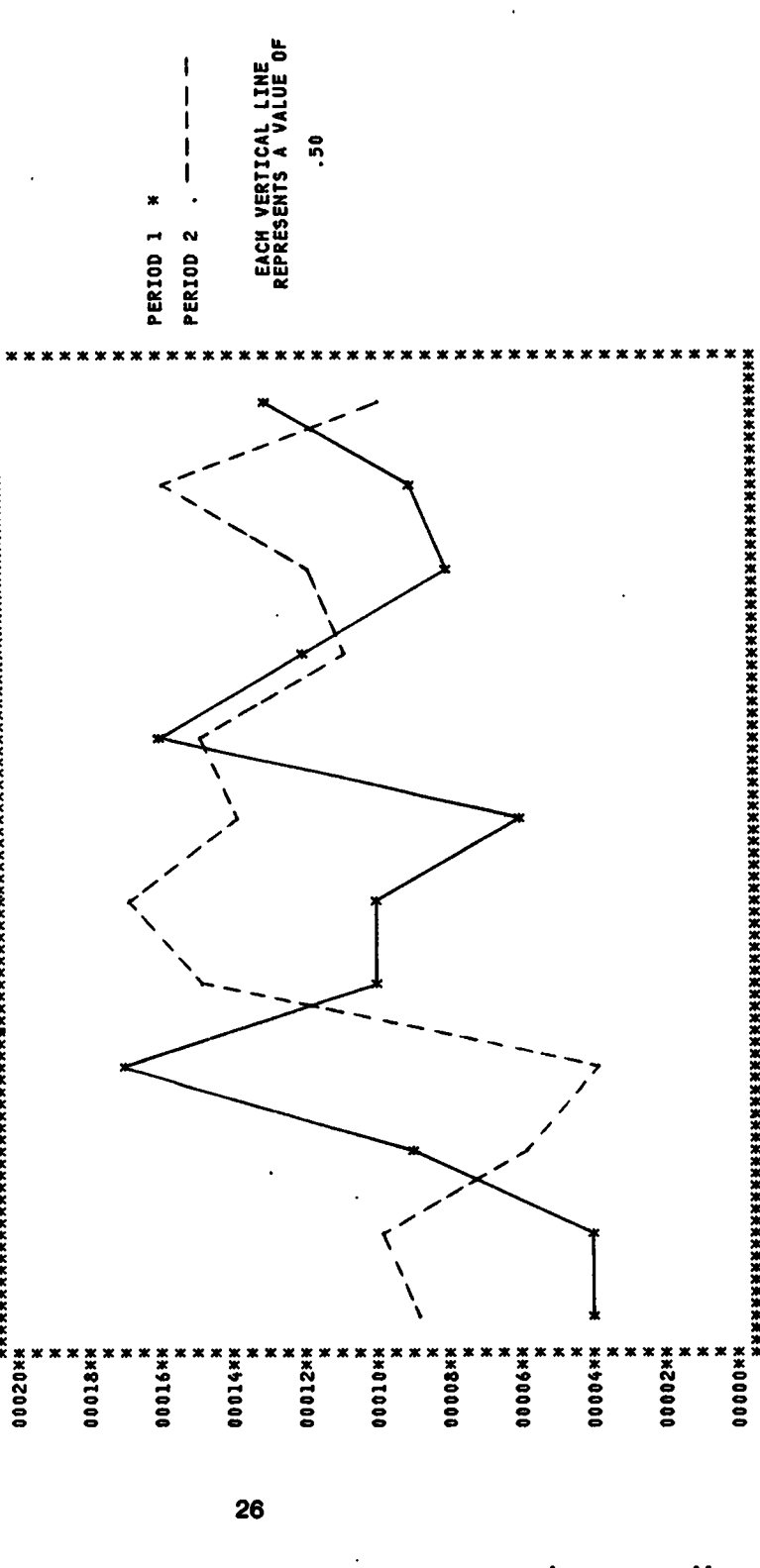
January - December 1979, 1980

CRIMINAL HOMICIDE OFFENSES (MURDER)

```

*****
* CRIME * OFF * CLEARED *
* NUMBER * OF * OFFENSES * BY * MONTH *
* JAN * FEB * MAR * APR * MAY * JUN * JUL * AUG * SEP * OCT * NOV * DEC * TOT * (1,000) * ADULT * JUVEN *
* 4 * 4 * 9 * 10 * 17 * 10 * 10 * 6 * 16 * 12 * 8 * 9 * 13 * 118 * .06 * 112 * 5 *
* 9 * 10 * 6 * 4 * 15 * 17 * 14 * 15 * 11 * 12 * 16 * 10 * 139 * .07 * 113 * 4 *
* 5 * 6 * 3 * 13 * 5 * 7 * 8 * 1 * 1 * 4 * 3 * 3 * 21 * .01 * 1 * 1 *
* 55.6 * 60.0 * 50.0 * 325.0 * 33.3 * 41.2 * 57.1 * 6.7 * 9.1 * 33.3 * 43.8 * 30.0 * 15.1 * 14.3 * .9 * 25.0 *
NUMERICAL CHANGE
PERCENT CHANGE
*****

```



PERIOD 1 *
 PERIOD 2 *
 EACH VERTICAL LINE OF
 REPRESENTS A VALUE OF
 .50

West Virginia
Murder Victims by Age, Sex, Race and Ethnic Origin

January - December 1981, 1980

AGE	NUMBER	PERCENT DISTRIB	SEX		RACE						ETHNIC ORIGIN	
			MALE	FEMALE	WHITE	BLACK	AMER IND	ASI ISD	OTHER	HISPANIC	NON HISP	
1981 1-4	5	4.24	1	4	4	1						
1980	2	1.44	1	1	2							5
PERCENT CHANGE	150.00+			300.00+	100.00+							150.00+
1981 5-9	2	1.69	2		2							2
1980	0	.00										
PERCENT CHANGE												
1981 10-14	0	.00										
1980	0	.00										
PERCENT CHANGE												
1981 15-19	7	5.93	7		7							7
1980	18	12.95	17	1	17	1						18
PERCENT CHANGE	61.11-		58.82-		58.82-							61.11-
1981 20-24	12	10.17	7	5	9	3						12
1980	12	8.63	11	1	11	1						12
PERCENT CHANGE			36.36-	400.00+	18.18-	200.00+						12
1981 25-29	16	13.56	10	6	14	2						16
1980	24	17.27	22	2	17	7						24
PERCENT CHANGE	33.33-		54.55-	200.00+	17.65-	71.43-						33.33-
1981 30-34	16	13.56	13	3	14	2						16
1980	13	9.35	10	3	10	3						13
PERCENT CHANGE	23.08+		30.00+		40.00+	33.33-						23.08+
1981 35-39	11	9.32	9	2	10	1						11
1980	15	10.79	11	4	14	1						15
PERCENT CHANGE	26.67-		18.18-	50.00-	28.57-							26.67-
1981 40-44	10	8.47	6	4	9	1						10
1980	13	9.35	11	2	13							13
PERCENT CHANGE	23.08-		45.45-	100.00+	30.77-							23.08-
1981 45-49	13	11.02	7	6	11	2						13
1980	11	7.91	8	3	11							11
PERCENT CHANGE	18.18+		12.50-	100.00+								18.18+
1981 50-54	7	5.93	6	1	7							7
1980	7	5.04	6	1	6	1						7
PERCENT CHANGE					16.67+							7
1981 55-59	7	5.93	6	1	5	2						7
1980	6	4.32	5	1	6							6
PERCENT CHANGE	16.67+		20.00+		16.67-							16.67+
1981 60-64	3	2.54	1	2	2	1						3
1980	6	4.32	4	2	5	1						6
PERCENT CHANGE	50.00-		75.00-		60.00-							50.00-
1981 65-69	3	2.54	3		3							3
1980	4	2.88	4		4							4
PERCENT CHANGE	25.00-		25.00-		25.00-							25.00-
1981 70-74	2	1.69	2		2							2
1980	3	2.16	3		3							3
PERCENT CHANGE	33.33-		33.33-		33.33-							33.33-
1981 75 AND OVER	4	3.39	3	1	3	1						4
1980	5	3.60	3	2	3	2						5
PERCENT CHANGE	20.00-			50.00-		50.00-						20.00-
1981 TOTAL	118	100.00	83	35	102	16						118
1980	139	100.00	116	23	122	17						139
PERCENT CHANGE	15.11-		28.45-	52.17+	16.39-	5.88-						15.11-
PERCENT 1981			70.34	29.66	86.44	13.56						100.00
1980			83.45	16.55	87.77	12.23						100.00

MURDERS BY TYPE OF WEAPON/CIRCUMSTANCE

January - December 1981, 1980

MURDERS BY CIRCUMSTANCE				MURDERS BY TYPE OF WEAPON			
CIRCUMSTANCE	NUMBER	PERCENT	DISTRIB	TYPE OF WEAPON	NUMBER	PERCENT	DISTRIB
RAPE	1981 1980 PERCENT OF CHANGE	0 1 .00	.00 .72	GUN	1981 1980 PERCENT OF CHANGE	0 2 .00	.00 1.44
ROBBERY	1981 1980 PERCENT OF CHANGE	15 17 11.76-	12.71 12.23	HANDGUN	1981 1980 PERCENT OF CHANGE	51 70 27.14-	43.22 50.36
BURGLARY	1981 1980 PERCENT OF CHANGE	2 0 .00	1.69 .00	RIFLE	1981 1980 PERCENT OF CHANGE	14 11 27.27+	11.86 7.91
ARSON	1981 1980 PERCENT OF CHANGE	1 2 50.00-	.85 1.44	SHOTGUN	1981 1980 PERCENT OF CHANGE	21 19 10.53+	17.80 13.67
NARCOTIC DRUG LAWS	1981 1980 PERCENT OF CHANGE	1 0 .00	.85 .00	OTHER GUN	1981 1980 PERCENT OF CHANGE	0 2 .00	.00 1.44
OTHER FELONIOUS UNKNOWN	1981 1980 PERCENT OF CHANGE	3 3 .00	2.54 2.16	CUTTING AND STABBING	1981 1980 PERCENT OF CHANGE	13 13 .00	11.02 9.35
LOVERS TRIANGLE	1981 1980 PERCENT OF CHANGE	11 9 22.22+	9.32 6.47	BLUNT OBJECT	1981 1980 PERCENT OF CHANGE	8 8 .00	6.78 5.76
BRAWL DUE-ALCOHOL	1981 1980 PERCENT OF CHANGE	14 3 366.67+	11.86 2.16	PERSONAL WEAPONS	1981 1980 PERCENT OF CHANGE	4 2 100.00+	3.39 1.44
BRAWL DUE-NARCOTICS	1981 1980 PERCENT OF CHANGE	0 1 .00	.00 .72	FIRE	1981 1980 PERCENT OF CHANGE	2 5 60.00-	1.69 3.60
ARGUMENT-MONEY PROPERTY	1981 1980 PERCENT OF CHANGE	6 5 20.00+	5.08 3.60	NARCOTICS AND DRUGS	1981 1980 PERCENT OF CHANGE	1 0 .00	.85 .00
OTHER ARGUMENTS	1981 1980 PERCENT OF CHANGE	48 71 32.39-	40.68 51.08	STRANGULATION-HUNG	1981 1980 PERCENT OF CHANGE	1 1 .00	.85 .72
OTHER NON-FELONIOUS	1981 1980 PERCENT OF CHANGE	7 11 36.36-	5.93 7.91	OTHER	1981 1980 PERCENT OF CHANGE	3 6 50.00-	2.54 4.32
ALL SUSPECT FELONY TYPE	1981 1980 PERCENT OF CHANGE	8 14 42.86-	6.78 10.07	TOTAL	1981 1980 PERCENT OF CHANGE	118 139 15.11-	100.00 100.00
UNCLASSIFIED	1981 1980 PERCENT OF CHANGE	2 2 .00	1.69 1.44				
TOTAL	1981 1980 PERCENT OF CHANGE	118 139 15.11-	100.00 100.00				

FORCIBLE RAPE

Forcible Rape is the carnal knowledge of a female forcibly and against her will. For the purpose of Uniform Crime Reporting, rape is divided into two categories: (1) Rape by Force; and (2) Attempted Rape. Carnal abuse without force (statutory rape) and other sex offenses are not included.

Forcible Rape differs from other violent crimes in that the victim in many cases, is hesitant in reporting the offense to police. The rigors of court procedures, embarrassment and fear of any accompanying stigma have a deterrent effect on the victim's willingness to make the crime known to police. The presence of a prior relationship between victim and perpetrator makes the determination of the act of force difficult to establish, and the usual clandestine nature of the offense presents a problem in verification.

FORCIBLE RAPE SUMMARY

1981

A total of 291 Forcible Rape Offenses were reported for 1981.

Forcible Rapes comprised 8.6 percent of the total for the Violent Crime Category and less than one percent of the total Crime Index Offenses.

August recorded the highest number of Forcible Rapes with 33.

A total of 206 Forcible Rapes were cleared by arrest or exceptional clearance, a clearance rate of 70.8 percent. Adults were involved in 190 of the clearances.

There were 182 persons arrested for Forcible Rape offenses; 178 of those arrested were males, 21 were under 18, and 166 were white.

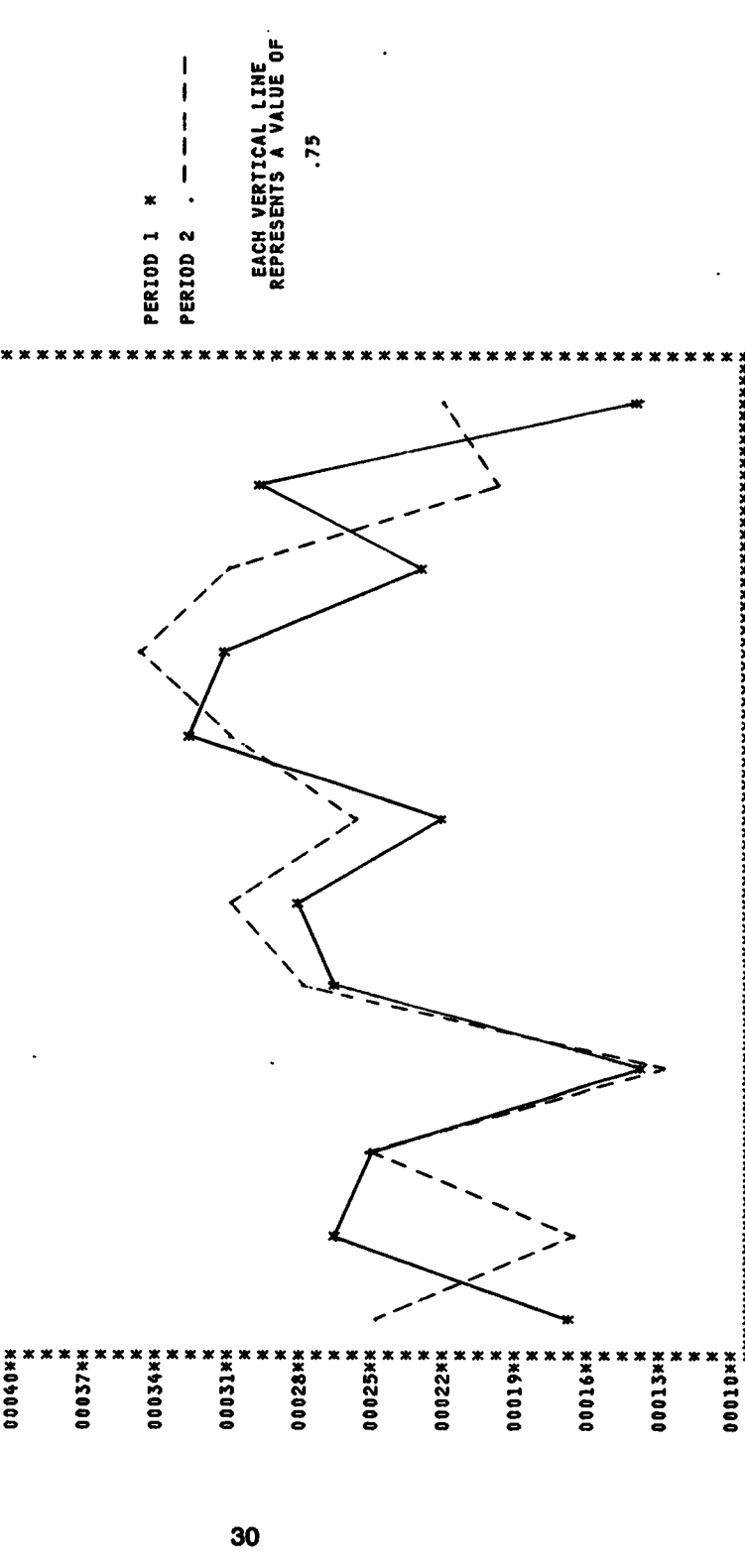
FORCIBLE RAPE

January - December 1981, 1980

```

RAPE OFFENSES
*****
NUMBER OF OFFENSES BY MONTH
*****
JAN * FEB * MAR * APR * MAY * JUN * JUL * AUG * SEP * OCT * NOV * DEC * TOT *(1,000)*ADULT * JUV *
*****
PERIOD 1 81
PERIOD 2 80
NUMERICAL CHANGE
PERCENT CHANGE
*****

```



PERIOD 1 *
 PERIOD 2 *
 EACH VERTICAL LINE
 REPRESENTS A VALUE OF
 .75

ROBBERY

Robbery is defined as the felonious and forcible taking of the property of another against their will by violence or by putting them in fear. The element of personal confrontation is always present in this crime. Under the Uniform Crime Reporting Program, all assaults or attempts to rob are included. Robberies are reported in four general categories - gun; knife or cutting instrument; hands, fists, feet, etc.; and other dangerous weapons. As a general rule, robbery differs from larceny in that it is aggravated by the element of force or the threat of force.

Robbery, as a crime of violence, has a serious impact on the victim. In many instances, serious injury results. Oftentime, along with physical injury or without, the victim suffers mental disturbance. Such damage is immeasurable. This is emphasized when the attempt to rob results in the death of the victim. Of course, in this case, the robbery would not be scored since the more serious offense, murder, would be reported and the robbery would serve as the motive. The placing of a dollar value, however, on the damage resulting from this type of offense is an attempt to measure that which is immeasurable.

ROBBERY SUMMARY

1981

A total of 977 Robbery Offenses were reported for 1981.

Robberies comprised 28.9 percent of the total for the Violent Crime category and 1.9 percent of the total Crime Index Offenses.

December recorded the highest number of Robberies with 112 offenses.

The total dollar value for Robbery offenses was \$483,603, an average of \$495 for each offense.

A total of 343 Robberies were cleared by arrest or exceptional clearance, a clearance rate of 35.1 percent. Adults were involved in 289 of the clearances.

There were 481 persons arrested for Robbery offenses; 437 of those arrested were males, 91 were under 18, and 376 were white.

ROBBERY BY TYPE OF WEAPON

January — December 1981

Type of Weapon	Number of Offenses	Percent Distribution
Gun	328	33.6%
Knife/Sharp Instrument	130	13.3%
Other Dangerous Weapon	54	5.5%
Strong Arm—Hands, Fists, Feet, Etc.	465	47.6%

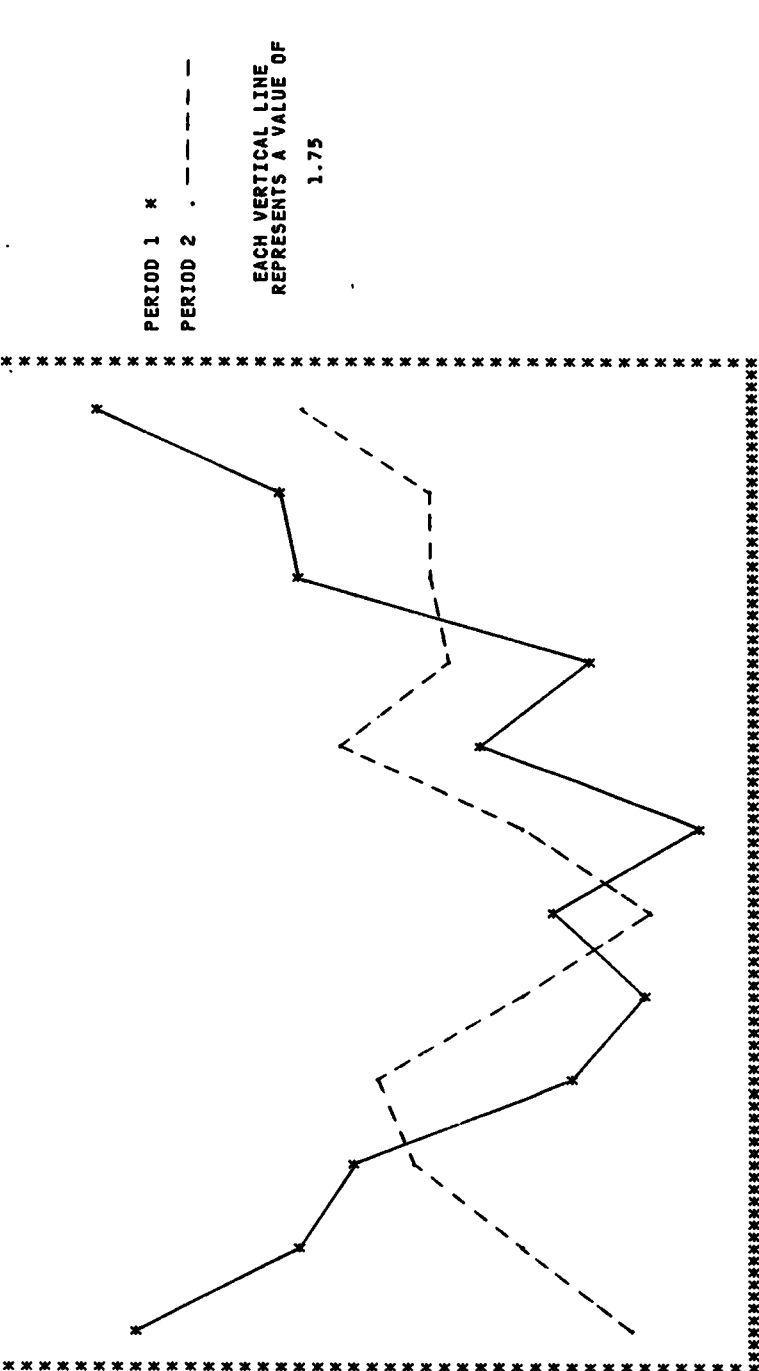
ROBBERY

January — December 1961, 1960

```

ROBBERY OFFENSES
*****
NUMBER OF OFFENSES BY MONTH
*****
JAN * FEB * MAR * APR * MAY * JUN * JUL * AUG * SEP * OCT * NOV * DEC * TOT *(1,000)*ADULT * JUV *
*****
PERIOD 1 81
PERIOD 2 80
NUMERICAL CHANGE * 47+* 20+* 12-* 9+* 17-* 15-* 13-* 14+* 20+* 52+* .47 * 285 * 51 *
PERCENT CHANGE * 77.0+* 27.8+* 4.8+* 21.2-* 16.7-* 15.3+* 23.6-* 16.7-* 16.3+* 17.3+* 16.7-* 17.3+* 21.7+* 5.6+* 6.4+* 1.4+* 5.9+*
*****
00120**
*
*
*
*
*
00113**
*
*
*
*
*
00106**
*
*
*
*
*
00099**
*
*
*
*
*
00092**
*
*
*
*
*
00085**
*
*
*
*
*
00078**
*
*
*
*
*
00071**
*
*
*
*
*
00064**
*
*
*
*
*
00057**
*
*
*
*
*
00050**
*****

```



PERIOD 1 *
 PERIOD 2 . - - - - -
 EACH VERTICAL LINE OF
 REPRESENTS A VALUE OF
 1.75

ROBBERY VALUE OF PROPERTY STOLEN

January - December 1981, 1980

CLASSIFICATION	PERCENT OF CHANGE	NUMBER OF OFFENSES	PERCENT OF DISTRIBUTION	TOTAL VALUES (DOLLARS)	AVERAGE VALUES (DOLLARS)
HIGHWAY	1981 1980	405 325	41.45 35.14	\$109,474 \$104,466	\$270 \$321
	PERCENT OF CHANGE	24.62+	17.96+	4.79+	15.89-
COMMERCIAL HOUSE	1981 1980	115 118	11.77 12.76	\$71,452 \$158,769	\$621 \$1,346
	PERCENT OF CHANGE	2.54-	7.76-	55.00-	53.86-
SERVICE STATION	1981 1980	62 34	6.35 3.68	\$40,316 \$27,044	\$650 \$795
	PERCENT OF CHANGE	82.35+	72.55+	49.08+	18.24-
CHAIN STORE	1981 1980	117 142	11.98 15.35	\$43,471 \$137,361	\$372 \$967
	PERCENT OF CHANGE	17.61-	21.95-	68.35-	61.53-
RESIDENCE	1981 1980	119 127	12.18 13.73	\$95,485 \$91,330	\$802 \$719
	PERCENT OF CHANGE	6.30-	11.29-	4.55+	11.54+
BANK	1981 1980	4 9	.41 .97	\$41,000 \$23,754	\$10,250 \$2,639
	PERCENT OF CHANGE	55.56-	57.73-	72.60+	288.40+
MISCELLANEOUS	1981 1980	155 170	15.86 18.38	\$82,405 \$116,259	\$532 \$684
	PERCENT OF CHANGE	8.82-	13.71-	29.12-	22.22-
TOTAL	1981 1980	977 925	100.00 100.00	\$483,603 \$658,983	\$495 \$712
	PERCENT OF CHANGE	5.62+		26.61-	30.48-

FELONIOUS ASSAULT

Felonious Assault, as defined under the West Virginia Uniform Crime Reporting Program, is an attempt or offer with unlawful force or violence, to do serious physical injury to another. Attempts are included since it is not necessary that any injury result when a gun, knife, or other weapon is used which would result in serious physical injury if the crime were successfully completed.

The use or attempted use of a dangerous weapon in an assault or the serious injury inflicted by hands, fists, or feet separates this offense from those assaults categorized as "simple" and not felonious in nature.

The victim of an actual assault of this type may suffer serious injury or permanent disability and all assaults to kill and attempts to kill are recorded in this area. As with murder, the use of weapons to inflict these serious injuries make this offense a subject for analysis.

FELONIOUS ASSAULT SUMMARY

1981

A total of 1,994 Felonious Assault Offenses were reported for 1981.

Felonious Assaults comprised 59.0 percent of the total for the Violent Crime category and 3.9 percent of the total Crime Index Offenses.

July recorded the highest number of Felonious Assaults with 229 offenses.

There were 102.2 Felonious Assaults per 100,000 population in West Virginia.

A total of 1,544 Felonious Assaults were cleared by arrest or exceptional clearance, a clearance rate of 77.4 percent. Adults were involved in 1,413 of the clearances.

There were 1,020 persons arrested for Felonious Assault offenses; 914 of those arrested were males, 55 were under 18, and 876 were white.

FELONIOUS ASSAULT BY TYPE OF WEAPON

January — December 1981

Type of Weapon	Number of Offenses	Percent Distribution
Gun	310	15.6%
Knife/Sharp Instrument	401	20.1%
Other Dangerous Weapon	395	19.8%
Hands, Fists, Feet, Etc.—Aggravated	888	44.5%

BREAKING AND ENTERING

Under this Program, Breaking and Entering is defined as an unlawful entry or attempted forcible entry of any structure to commit a felony or larceny.

Data collection for this offense is further categorized as to forcible entries, unlawful entries where no force is used, and attempted entries.

As with other nonviolent crimes, the motive of personal gain coupled with the element of opportunity, results in the commission of this offense by both the amateur and the professional perpetrator. Only the absence of confrontation and the use of force separate this crime from Robbery of the violent crime group. However, detection during commission many times results in a confrontation of the victim by the perpetrator demonstrating why this offense is considered the most serious of the nonviolent crime group.

The volume of this offense presents the police with a serious enforcement problem made more difficult in many areas by the lack of sufficient personnel to act as a deterrent and to provide successful solutions of these crimes.

BREAKING AND ENTERING SUMMARY

1981

A total of 14,905 Breaking and Entering offenses were reported for 1981.

Breaking and Entering comprised 31.6 percent of the total for the Non-Violent Crime category and 29.5 percent of the total Crime Index Offenses.

February recorded the highest number of Breaking and Enterings with 1,436 offenses.

There were 764.0 Breaking and Enterings per 100,000 population in West Virginia.

Breaking and Enterings of residences accounted for 8,679 of the total offenses; 8,346 of the total offenses were at night.

The total dollar value for Breaking and Entering offenses was \$11,418,318, an average of \$766 for each offense.

A total of 2,965 Breaking and Enterings were cleared by arrest or exceptional clearance, a clearance rate of 19.9 percent. Adults were involved in 2,074 of the clearances.

There were 3,148 persons arrested for Breaking and Entering offenses; 3,038 of those arrested were males, 1,103 were under 18, and 2,909 were white.

BREAKING & ENTERING BY TYPE OF ENTRY

January — December 1981

Type of Entry	Number of Offenses	Percent Distribution
Forcible Entry	11,609	77.9%
Unlawful Entry — No Force	2,393	16.0%
Attempted Forcible Entry.	903	6.1%

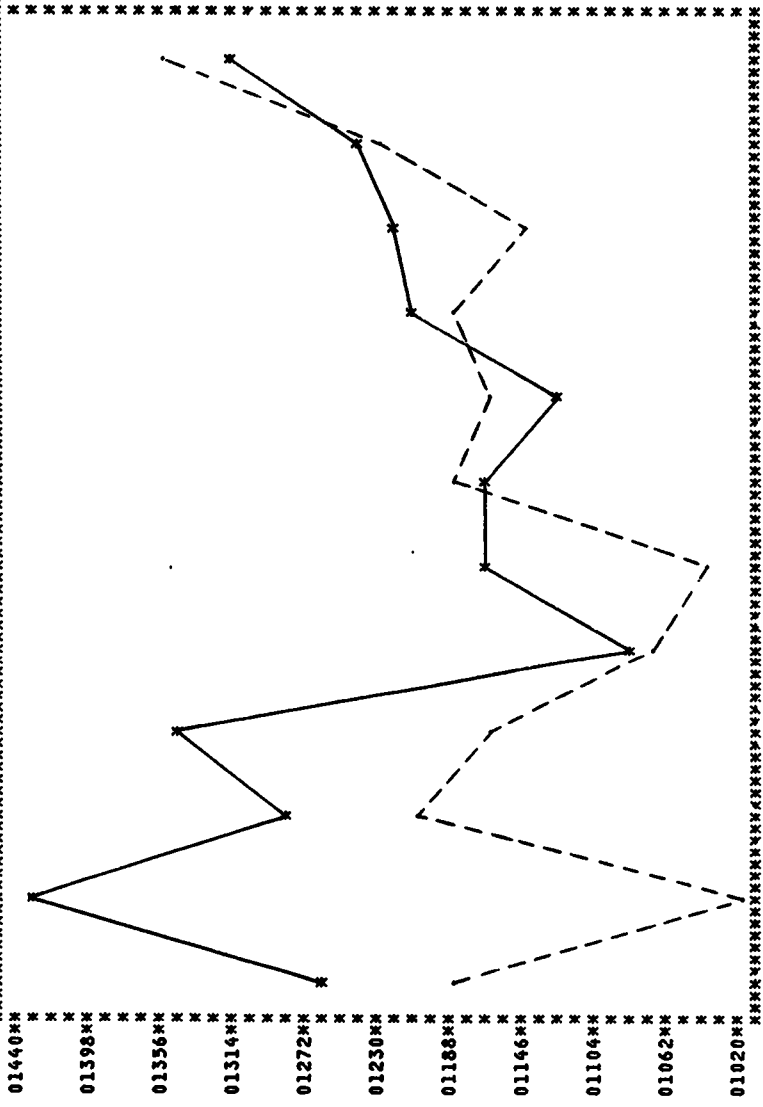
BREAKING AND ENTERING

January - December 1961, 1960

BREAKING AND ENTERING OFFENSES

N U M B E R O F O F F E N S E S B Y M O N T H		C R I M E R A T E												
JAN	FEB	MAR	APR	MAY	JUN	JUL	AUG	SEP	OCT	NOV	DEC	TOT	ADULT	JUVE
1266	1436	1292	1352	1171	1167	1133	1212	1221	1247	1316	1490	1490	7.0	2074
1190	1028	1217	1073	1042	1191	1175	1190	1146	1238	1357	1401	1401	7.3	1927
	76	408	193	129	24	42	22	75	9	41	89	89	.45	147
	6.4	39.7	1.8	12.4	2.0	3.6	1.8	6.5	.7	3.0	6.3	6.3	.5	7.6
			15.7											

PERIOD 1 81
 PERIOD 2 80
 NUMERICAL CHANGE
 PERCENT CHANGE



BREAKING & ENTERING

Value of Property Stolen January - December 1981, 1980

CLASSIFICATION	PERCENT OF CHANGE	NUMBER OF OFFENSES	PERCENT OF DISTRIBUTION	TOTAL VALUES (DOLLARS)	AVERAGE VALUES (DOLLARS)
RESIDENCE					
	1981	8,679	58.23	\$7,491,953	\$863
	1980	7,899	56.36	\$5,238,514	\$663
	PERCENT OF CHANGE	9.87+	3.32+	43.02+	30.17+
NIGHT					
	1981	3,890	26.10	\$3,936,817	\$1,012
	1980	3,593	25.63	\$2,279,074	\$634
	PERCENT OF CHANGE	8.27+	1.83+	72.74+	59.62+
DAY					
	1981	2,207	14.81	\$1,667,520	\$756
	1980	1,904	13.58	\$1,249,086	\$656
	PERCENT OF CHANGE	15.91+	9.06+	33.50+	15.24+
UNKNOWN					
	1981	2,582	17.32	\$1,887,616	\$731
	1980	2,402	17.14	\$1,710,354	\$712
	PERCENT OF CHANGE	7.49+	1.05+	10.36+	2.67+
NONRESIDENCE					
	1981	6,226	41.77	\$3,926,365	\$631
	1980	6,117	43.64	\$3,917,319	\$640
	PERCENT OF CHANGE	1.78+	4.29-	.23+	1.41-
NIGHT					
	1981	4,456	29.90	\$2,835,683	\$636
	1980	4,200	29.97	\$2,658,773	\$633
	PERCENT OF CHANGE	6.10+	.23-	6.65+	.47+
DAY					
	1981	347	2.33	\$201,665	\$581
	1980	388	2.77	\$155,326	\$400
	PERCENT OF CHANGE	10.57-	15.88-	29.83+	45.25+
UNKNOWN					
	1981	1,423	9.55	\$89,017	\$625
	1980	1,529	10.91	\$1,103,220	\$722
	PERCENT OF CHANGE	6.93-	12.47-	19.42-	13.43-
TOTAL					
	1981	14,905	100.00	\$11,418,318	\$766
	1980	14,016	100.00	\$9,155,833	\$653
	PERCENT OF CHANGE	6.34+		24.71+	17.30+

LARCENY-THEFT

Larceny-Theft is the unlawful taking or stealing of articles of value without the use of force, violence, or fraud. It includes crimes such as shoplifting, pocket-picking, purse-snatching, thefts from autos, and the theft of auto parts and accessories. Motor Vehicle Theft is excluded from this category for crime reporting purposes, inasmuch as it is a separate Crime Index Offense.

Larceny offenses cleared by police arrest are dramatically affected by the nature of the crime. As with other Non-Violent Crimes, opportunity and stealth, working in favor of the perpetrator and against police detection, reduce solutions for this offense.

As with other offenses against property, Larceny is primarily a crime of opportunity. Types of Larcenies will differ in volume depending upon the opportunity for theft offered in a given area.

When average value is applied to the reported crimes in this category, the dollar loss to victims was \$394. It is true that a portion of goods stolen was recovered and returned to the victims, but the relatively low percentage of crimes cleared by arrest, and the lack of specific identification characteristics on such property indicates these recoveries will not materially reduce the overall loss. In addition, many offenses in this category, particularly where the value of goods stolen is small, never come to police attention.

LARCENY-THEFT SUMMARY

1981

A total of 28,587 Larceny-Theft offenses were reported for 1981.

Larceny-Theft comprised 60.6 percent of the total for the Non-Violent Crime category and 56.6 percent of the total Crime Index Offenses.

July recorded the highest number of Larceny-Thefts with 2,563 offenses.

There were 1,465.2 Larceny-Thefts per 100,000 population in West Virginia.

Larceny-Thefts from automobiles accounted for 6,998 of the total offenses.

The total dollar value for Larceny-Theft offenses was \$11,274,115, an average of \$394 for each offense; of the total offenses, 10,788 were \$50 to \$200 in value.

A total of 5,982 Larceny-Thefts were cleared by arrest or exceptional clearance, a clearance rate of 20.9 percent. Adults were involved in 4,881 of the clearances.

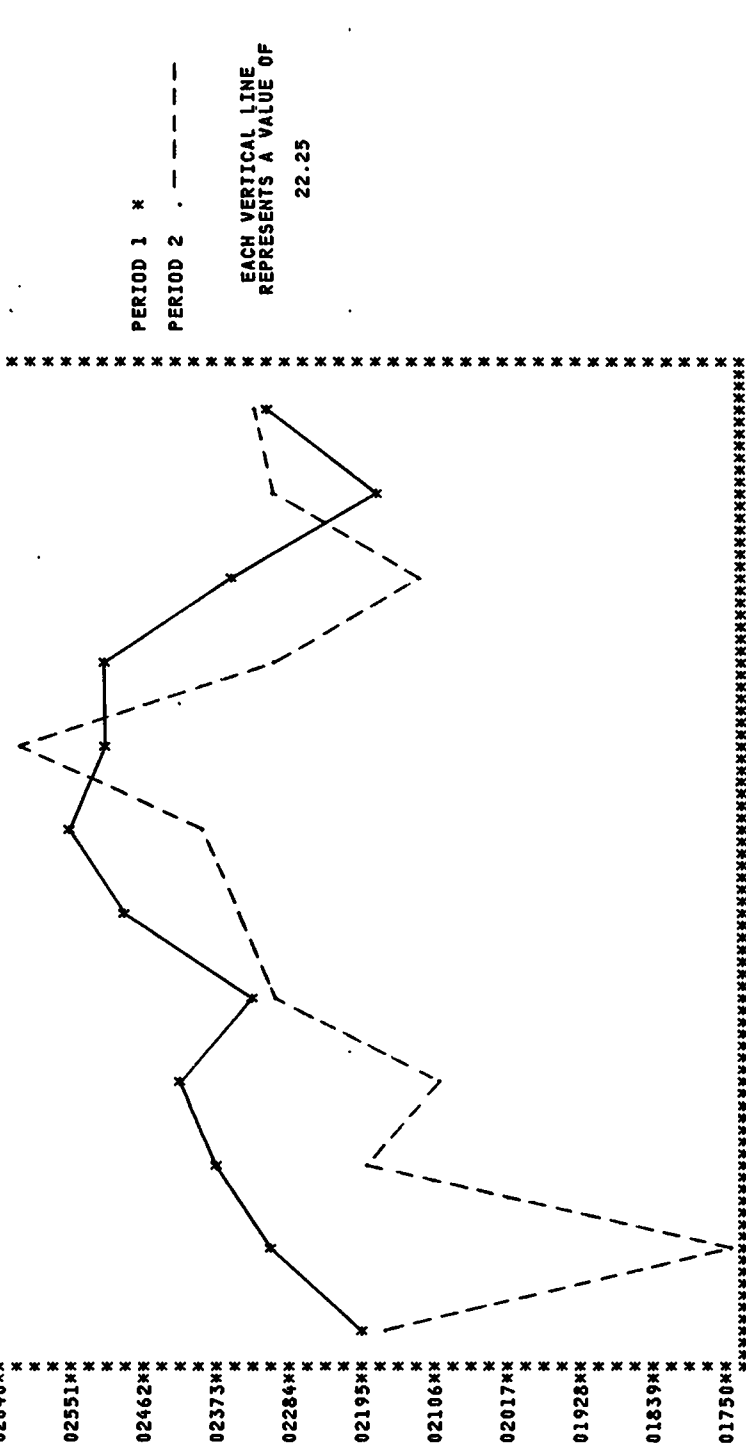
There were 5,929 persons arrested for Larceny-Theft offenses; 4,521 of those arrested were males, 1,375 were under 18, and 5,225 were white.

LARCENY - THEFT

January - December 1961, 1960

LARCENY THEFT OFFENSES

 ***** NUMBER OF OFFENSES BY MONTH *****
 ***** RATE (1.000) ADULT * JUV * *****
 ***** TOT *****
 ***** JAN * FEB * MAR * APR * MAY * JUN * JUL * AUG * SEP * OCT * NOV * DEC * *****
 ***** PERIOD 1 81 *****
 ***** PERIOD 2 80 *****
 ***** NUMERICAL CHANGE *****
 ***** PERCENT CHANGE *****



LARCENY - THEFT

Value of Property Stolen

January - December 1981, 1980

CLASSIFICATION	PERCENT OF CHANGE	NUMBER OF OFFENSES	PERCENT OF DISTRIBUTION	TOTAL VALUES (DOLLARS)	AVERAGE VALUES (DOLLARS)
POCKET-PICKETING					
	1981	164	.57	\$39,955	\$244
	1980	241	.89	\$34,935	\$145
	PERCENT OF CHANGE	31.95-	35.96-	14.37+	68.28+
PURSE-SNATCHING					
	1981	287	1.00	\$41,457	\$144
	1980	357	1.32	\$48,434	\$136
	PERCENT OF CHANGE	19.61-	24.24-	14.41-	5.88+
CARGO THEFTS					
	1981	165	.58	\$241,034	\$1,461
	1980	211	.78	\$113,319	\$537
	PERCENT OF CHANGE	21.80-	25.64-	112.70+	172.07+
SHOPLIFTING					
	1981	3,230	11.30	\$178,866	\$55
	1980	3,061	11.29	\$169,356	\$55
	PERCENT OF CHANGE	5.52+	.09+	5.62+	
FROM AUTOS					
	1981	6,998	24.48	\$1,907,793	\$273
	1980	6,275	23.15	\$1,479,179	\$236
	PERCENT OF CHANGE	11.52+	5.75+	28.98+	15.68+
AUTO PARTS AND ACCESSORIES					
	1981	4,799	16.79	\$832,626	\$173
	1980	4,770	17.60	\$751,504	\$158
	PERCENT OF CHANGE	.61+	4.60-	10.79+	9.49+
BICYCLES					
	1981	2,456	8.59	\$348,532	\$142
	1980	2,302	8.49	\$239,442	\$104
	PERCENT OF CHANGE	6.69+	1.18+	45.56+	36.54+
FROM BUILDINGS					
	1981	4,658	16.29	\$3,791,505	\$814
	1980	4,119	15.20	\$1,673,248	\$406
	PERCENT OF CHANGE	13.09+	7.17+	126.60+	100.49+
COIN OPERATED MACHINES					
	1981	256	.90	\$61,003	\$238
	1980	273	1.01	\$43,133	\$158
	PERCENT OF CHANGE	6.23-	10.89-	41.43+	50.63+
LIVE STOCK					
	1981	135	.47	\$70,040	\$519
	1980	131	.48	\$109,207	\$834
	PERCENT OF CHANGE	3.05+	2.08-	35.86-	37.77-
ALL OTHER					
	1981	5,439	19.03	\$3,761,304	\$692
	1980	5,365	19.79	\$3,163,979	\$590
	PERCENT OF CHANGE	1.38+	3.84-	18.88+	17.29+
TOTAL					
	1981	28,587	100.00	\$11,274,115	\$394
	1980	27,105	100.00	\$7,825,736	\$289
	PERCENT OF CHANGE	5.47+		44.06+	36.33+

MOTOR VEHICLE THEFT

In Uniform Crime Reporting, Motor Vehicle Theft includes all thefts of a motor vehicle. This includes all vehicles which can be registered as a motor vehicle in this State. This definition excludes taking a motor vehicle for temporary use, such as family situation or unauthorized use by others having lawful access to the vehicle, such as chauffeurs, etc.

The crime of Motor Vehicle Theft has been labeled primarily as a crime of opportunity. The youthful offender finds the motor vehicle easily accessible for transportation for any purpose. The remaining thefts are mainly for the purpose of resale, theft of parts, and for use in committing other crimes.

MOTOR VEHICLE THEFT SUMMARY

1981

A total of 3,656 Motor Vehicle Theft offenses were reported for 1981.

Motor Vehicle Theft comprised 7.7 percent of the total for the Non-Violent Crime category and 7.2 percent of the total Crime Index Offenses.

August recorded the highest number of Motor Vehicle Thefts with 365 offenses.

There were 187.4 Motor Vehicle Thefts per 100,000 population in West Virginia.

The total dollar value for Motor Vehicle Theft offenses was \$13,955,117, an average of \$3,817 for each offense.

A total of 932 Motor Vehicle Thefts were cleared by arrest or exceptional clearance, a clearance rate of 25.5 percent. Adults were involved in 761 of the clearances.

There were 700 persons arrested for Motor Vehicle Theft offenses; 639 of those arrested were males, 280 were under 18, and 639 were white.

MOTOR VEHICLE THEFT BY TYPE OF MOTOR VEHICLE

January — December 1981

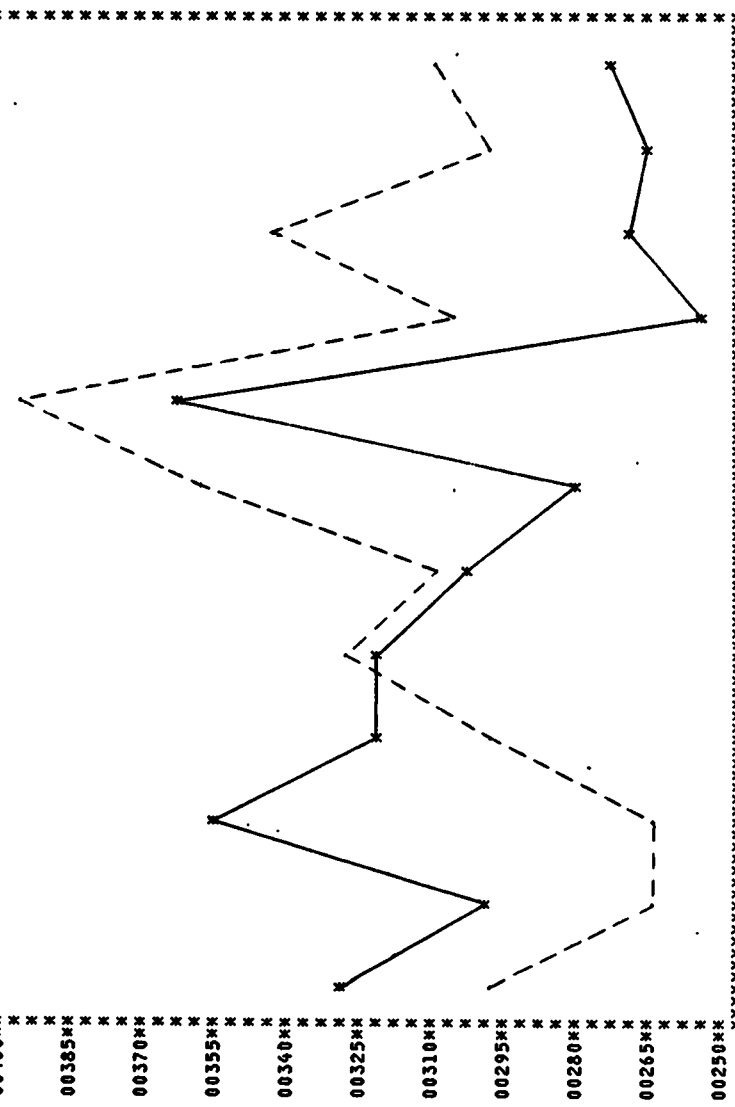
Type of Motor Vehicle	Number of Offenses	Percent Distribution
Autos	2,275	62.2%
Trucks and Buses	950	26.0%
Other Vehicles	431	11.8%

MOTOR VEHICLE THEFT


January - December 1981, 1980

MOTOR VEHICLE THEFT OFFENSES

NUMBER OF OFFENSES BY MONTH	TOTAL	PERCENT CHANGE
JAN * FEB * MAR * APR * MAY * JUN * JUL * AUG * SEP * OCT * NOV * DEC * (1,000)*ADULT * JUVEN	332 * 301 * 356 * 323 * 323 * 306 * 380 * 365 * 354 * 272 * 268 * 276 * 3656 * 1.86 * 761 * 171 *	PERIOD 1 * 3.75
PERIOD 2 * 80	301 * 265 * 285 * 289 * 332 * 311 * 382 * 397 * 307 * 394 * 301 * 313 * 3797 * 1.94 * 732 * 199 *	PERIOD 2 * 3.75
NUMERICAL CHANGE * 31 * 36 * 91 * 24 * 8 * 2.7 * 1.6 * 22.7 * 8.1 * 17.3 * 20.9 * 11.0 * 11.8 * 3.7 * 4.1 * 4.0 * 4.1 *		
PERCENT CHANGE * 10.3 * 13.6 * 34.3 * 8.9 * 2.7 * 1.6 * 22.7 * 8.1 * 17.3 * 20.9 * 11.0 * 11.8 * 3.7 * 4.1 * 4.0 * 4.1 *		



PERIOD 1 *
PERIOD 2 *
EACH VERTICAL LINE REPRESENTS A VALUE OF 3.75



WEST VIRGINIA ARREST DATA

WEST VIRGINIA ARREST INFORMATION

The West Virginia Crime Reporting Program requires the monthly reporting of data concerning persons arrested in the state. A record of total arrest activity for criminal acts in both Part I and Part II crime classes is received from 375 county, state and municipal law enforcement agencies and is analyzed and arranged according to age, sex, race and ethnic origin of persons arrested. Traffic arrests, except Driving While Intoxicated, are not reported. A total of 90,677 arrests for Part I and Part II criminal offenses were reported during 1981. This was a decrease of 558 arrests over the 1980 figure of 91,235. Based on 1981 population estimates, there was a statewide arrest rate of 4,647.7 arrests per 100,000 persons in West Virginia. The arrest rate in 1980 was 4,679.6.

Since 1977, the number of persons arrested for Part I and Part II offenses has increased 25.1 percent while the arrest rate has increased 19.2 percent.

A person is counted on the monthly arrest report each time he or she is arrested or summoned. It should be kept in mind that the volume of arrests may vary from time to time due to the differences in local arrest procedures and policies. It should be noted that a person may be arrested several times during a given month for the same or different offenses. This occurs frequently for such crimes as drunkenness, disorderly conduct and similar offenses. A juvenile is counted as "arrested" when the circumstances are such that if he or she were an adult, an arrest would be counted or when police or other official action beyond a mere interview, warning or admonishment is taken.

These arrest figures do not indicate the actual number of individual persons arrested or summoned since, as has been pointed out, one person may be arrested several times during the month. However, arrest information is useful in measuring the extent of law enforcement activity in a given geographical area as well as providing an index for measuring the involvement in criminal acts by the age, sex, race and ethnic origin of the perpetrators.

Of all reported arrests for 1981, 12.8 percent were for Part I offenses (Murder, Forcible Rape, Robbery, Felonious Assault, Breaking and Entering, Larceny - Theft and Motor Vehicle Theft). Analysis of Part I arrests indicates that Larceny, as in past years, comprised the highest percentage of all arrests for Part I crimes with 51.2 percent. The "drunkenness" category continues to record the highest percent of arrests for Part II offenses. In 1981, this offense accounted for 47.1 percent of all reported arrests for Part II crimes.

Juveniles were involved in 7.7 percent of the arrests in 1981 compared to 7.9 in 1980. This marked a decrease of 0.2 percent of juvenile participation in criminal acts. Female arrests amounted to 12.0 percent of the total compared to 11.5 in 1980. Since 1977 female participation has decreased 5.8 percent in Part I offenses, and increased 1.1 percent for total Part I and Part II offenses.

Arrests by race show that 93.6 percent of the persons arrested were White while 6.4 were Negro. Hispanics comprised 0.2 percent of all persons arrested in 1981.

VIOLENT CRIME

Arrests for crimes of violence (Murder, Rape, Robbery and Felonious Assault) on a statewide basis accounted for 15.6 percent of all arrests for Part I and 2.0 percent of the total arrests for all offenses. A further evaluation indicates that arrests for Felonious Assault were the most frequent, representing 56.3 percent of the total arrests for violent crimes.

PROPERTY CRIME

Property crime arrests (Breaking and Entering, Larceny - Theft and Motor Vehicle Theft) comprised 84.4 percent of all arrests for Part I offenses and 10.8 percent of all arrests.

The highest percentage of property crime arrests, 60.6 percent, occurred in the larceny category.

NARCOTIC DRUG LAW ARRESTS

Information concerning arrests for narcotic drug law arrests is collected and analyzed according to specific drug categories. During 1981, a total of 2,219 arrests were made for narcotic drug law violations, a decrease of 98 arrests over 1980. Evaluation of data reported for 1981 discloses that 33.9 percent of all persons arrested for narcotic drug law violations were under 21 years of age. Moreover, 8.5 percent of those arrested were under 18 years of age. Analysis of individual drug categories showed that the highest percentage of arrests, 85.4 percent, involved marijuana. The lowest percentage of arrests occurred in the opium, cocaine and their derivative category, amounting to only 3.5 percent.

GAMBLING ARRESTS

Arrests for gambling offenses during 1981 amounted to 0.2 percent of all reported arrests for Part I and Part II offenses. Of those arrested for gambling, 81.0 percent were males. The highest percentage of arrests for gambling offenses, 16.6 percent, occurred in the 35-39 age categories. A total of 163 gambling arrests were reported during 1981, a decrease of 30 from the 1980 figure.

JUVENILE DISPOSITION DATA

Each police department must provide information regarding the disposition of juveniles arrested by that department. The following summary is provided.

Handled within Department and released	2,468
Referred to Juvenile Court or Probation Department	4,305
Referred to Welfare Agency	58
Referred to other Police Agency	49
Referred to Criminal or Adult Court	116
Total	<hr/> 6,996

TOTAL WEST VIRGINIA ARRESTS

January - December 1981, 1980

ARREST CHARGE CLASSIFICATION	1981		1980	
	NUMBER OF ARRESTS	PERCENT OF DIST.	NUMBER OF ARRESTS	PERCENT OF DIST.
*MURDER	130	.14	121	.13
*MANSLAUGHTER	21	.02	34	.04
*FORCIBLE RAPE	182	.20	174	.19
*ROBBERY	481	.53	436	.48
*FELONIOUS ASSAULT	1,020	1.12	1,041	1.14
*BREAKING AND ENTERING	3,148	3.47	3,201	3.51
*LARCENY-THEFT	5,929	6.54	5,236	5.74
*MOTOR VEHICLE THEFT	700	.77	781	.86
* SUBTOTAL FOR PART I ARRESTS	11,611	12.80	11,024	12.08
*OTHER ASSAULTS	4,895	5.40	4,428	4.85
*ARSON	185	.20	176	.19
*FORGERY AND COUNTERFEITING	701	.77	663	.73
*FRAUD	4,049	4.47	3,555	3.90
*EMBEZZLEMENT	57	.06	67	.07
*STOLEN PROPERTY: BUYING, REC., POSSESSION	667	.74	654	.72
*VANDALISM	1,462	1.61	1,305	1.43
*WEAPONS: CARRYING, POSSESSION, ETC.	2,841	3.13	2,745	3.01
*PROSTITUTION AND COMMERCIALIZED VICE	118	.13	97	.11
*SEX OFFENSES EXCEPT RAPE AND PROSTITUTION	244	.27	250	.27
*NARCOTIC DRUG LAWS	2,219	2.45	2,317	2.54
*GAMBLING	163	.18	193	.21
*OFFENSES AGAINST FAMILY AND CHILDREN	743	.82	773	.85
*DRIVING UNDER THE INFLUENCE	7,196	7.94	6,851	7.51
*LIQUOR LAWS	810	.89	593	.65
*DRUNKENNESS	37,221	41.05	40,073	43.93
*DISORDERLY CONDUCT	1,846	2.04	1,887	2.07
*VAGRANCY	53	.06	66	.07
*ALL OTHER EXCEPT TRAFFIC	13,026	14.37	12,942	14.19
*CURFEW AND LOITERING LAWS VIOLATIONS	209	.23	226	.25
*RUNAWAYS	361	.40	344	.38
* SUBTOTAL FOR PART II ARRESTS	79,066	87.20	80,205	87.92
* TOTAL FOR PART I AND PART II ARRESTS	90,677	100.00	91,229	100.00

TOTAL ARRESTS BY RACE AND ETHNIC ORIGIN

January - December 1981, 1980

ARREST CHARGE CLASSIFICATION	1981				1980			
	WHITE	BLACK	ASIAN	HISP	WHITE	BLACK	ASIAN	HISP
MURDER	111	19*	*	*	130*	106*	15*	121*
MANSLAUGHTER	21	*	*	*	21*	34*	*	34*
FORCIBLE RAPE	166	16*	*	*	181*	148*	26*	173*
ROBBERY	376	105*	*	*	480*	351*	84*	436*
FELONIOUS ASSAULT	876	144*	*	*	1017*	920*	121*	1040*
BREAKING AND ENTERING	2909	239*	*	*	3145*	2928*	273*	3196*
LARCENY-THEFT	5225	692*	1*	11*	5913*	4617*	608*	5217*
MOTOR VEHICLE THEFT	639	61*	*	*	697*	721*	58*	781*
* SUBTOTAL FOR PART I ARRESTS	10323*	1276*	1*	11*	11584*	9825*	1185*	10998*
OTHER ASSAULTS	4309	583*	1*	2*	4887*	4016*	407*	4421*
ARSON	178	7*	*	*	183*	169*	7*	176*
FORGERY AND COUNTERFEITING	583	118*	*	*	700*	604*	59*	662*
FRAUD	3522	527*	*	*	4049*	3213*	341*	3552*
EMBEZZLEMENT	53	4*	*	*	57*	65*	2*	67*
STOLEN PROPERTY: BUYING, REC., POSSESSION	582	85*	*	*	667*	580*	74*	650*
VANDALISM	1330	131*	1*	1*	1461*	1219*	86*	1304*
WEAPONS: CARRYING, POSSESSION, ETC.	2709	131*	1*	1*	2834*	2608*	136*	2743*
PROSTITUTION AND COMMERCIALIZED VICE	91	26*	1*	1*	118*	78*	19*	96*
SEX OFFENSES EXCEPT RAPE AND PROSTITUTION	220	24*	*	*	244*	232*	18*	249*
NARCOTIC DRUG LAWS	2096	122*	1*	1*	2215*	2180*	136*	2314*
GAMBLING	152	11*	*	*	163*	183*	10*	193*
OFFENSES AGAINST FAMILY AND CHILDREN	666	76*	1*	1*	743*	692*	79*	773*
DRIVING UNDER THE INFLUENCE	7018	176*	1*	1*	7185*	6654*	193*	6841*
LIQUOR LAWS	776	34*	1*	1*	810*	564*	29*	592*
DRUNKENNESS	3583	1375*	3*	5*	3716*	3845*	1608*	4000*
DISORDERLY CONDUCT	1700	146*	*	*	1840*	1729*	157*	1879*
VAGRANCY	51	2*	*	*	52*	66*	7*	66*
ALL OTHER EXCEPT TRAFFIC	12110	913*	3*	3*	13012*	11972*	967*	12912*
CURFEW AND LOITERING LAWS VIOLATIONS	202	7*	*	*	209*	217*	9*	226*
RUNAWAYS	356	5*	*	*	360*	338*	6*	343*
* SUBTOTAL FOR PART II ARRESTS	74542*	4503*	5*	16*	78953*	75831*	4343*	80065*
* TOTAL FOR PART I AND PART II ARRESTS	84865*	5779*	6*	27*	90537*	85656*	5528*	91063*

TOTAL ARRESTS BY SEX

January - December 1961, 1960

ARREST CHARGE CLASSIFICATION	1981			1980		
	MALE ARRESTS	PERCENT MALE	PERCENT FEMALE	MALE ARRESTS	PERCENT MALE	PERCENT FEMALE
*MURDER	114	87.69	12.31	105	86.78	13.22
*MANSLAUGHTER	20	95.24	4.76	32	94.12	5.88
*FORCIBLE RAPE	178	97.80	2.20	173	99.43	.57
*ROBBERY	437	90.85	9.15	408	93.58	6.42
*FELONIOUS ASSAULT	914	89.61	10.39	941	90.39	9.61
*BREAKING AND ENTERING	3,038	96.51	3.49	3,056	95.47	4.53
*LARCENY-THEFT	4,521	76.25	23.75	3,879	74.08	25.92
*MOTOR VEHICLE THEFT	639	91.29	8.71	711	91.04	8.96
* SUBTOTAL FOR PART I ARRESTS	9,861	84.93	15.07	9,305	84.41	15.59
*OTHER ASSAULTS	4,287	87.58	12.42	3,899	88.05	11.95
*ARSON	171	92.43	7.57	164	93.18	6.82
*FORGERY AND COUNTERFEITING	487	69.47	30.53	455	68.63	31.37
*FRAUD	2,215	54.70	45.30	2,016	56.71	43.29
*EMBEZZLEMENT	41	71.93	28.07	42	62.69	37.31
*STOLEN PROPERTY: BUYING, REC., POSSESSION	587	88.01	11.99	593	90.67	9.33
*VANDALISM	1,342	91.79	8.21	1,212	92.87	7.13
*WEAPONS: CARRYING, POSSESSION, ETC.	2,721	95.78	4.22	2,635	95.99	4.01
*PROSTITUTION AND COMMERCIALIZED VICE	47	39.83	60.17	23	23.71	76.29
*SEX OFFENSES EXCEPT RAPE AND PROSTITUTION	234	95.90	4.10	239	95.60	4.40
*NARCOTIC DRUG LAWS	2,041	91.98	8.02	2,103	90.76	9.24
*GAMBLING	132	80.98	19.02	159	82.38	17.62
*OFFENSES AGAINST FAMILY AND CHILDREN	695	93.54	6.46	725	93.79	6.21
*DRIVING UNDER THE INFLUENCE	6,749	93.79	6.21	6,437	93.96	6.04
*LIQUOR LAWS	685	84.57	15.43	500	84.58	15.68
*DRUNKENNESS	35,061	94.20	5.80	37,900	94.58	5.42
*DISORDERLY CONDUCT	1,565	84.78	15.22	1,637	86.75	13.25
*VAGRANCY	43	81.13	18.87	57	86.36	13.64
*ALL OTHER EXCEPT TRAFFIC	10,528	80.82	19.18	10,329	79.81	20.19
*CURFEW AND LOITERING LAWS VIOLATIONS	164	78.47	21.53	164	72.57	27.43
*RUNAWAYS	146	40.44	59.56	138	40.12	59.88
* SUBTOTAL FOR PART II ARRESTS	69,941	88.46	11.54	71,427	89.06	10.94
* TOTAL FOR PART I AND PART II ARRESTS	79,802	88.01	11.99	80,732	88.49	11.51

ARRESTS BY AGE

Persons Under 18 Years of Age

January - December 1981, 1980

ARREST CHARGE CLASSIFICATION	UNDER 18							TOTAL	TOTAL	PERCENT
	10	12	13	14	15	16	17			
	1981	1980	1981	1980	1981	1980	1981	1980	1981	1980
MURDER	4	4	4	4	3	3	4	10	8	25.00
MANSLAUGHTER	2	1	4	4	2	2	2	3	2	50.00
FORCIBLE RAPE	1	3	4	4	2	2	7	21	16	31.25
ROBBERY	3	3	3	3	16	33	36	91	77	18.18
FELONIOUS ASSAULT	1	6	6	9	17	22	55	76	27.63	
BREAKING AND ENTERING	21	95	224	179	254	330	1103	1177	6.29	
LARCENY THEFT	30	113	309	228	318	377	1375	1240	10.89	
AUTO THEFT	3	46	63	75	93	280	303	7.59		
*** SUBTOTAL FOR PART I ARRESTS ***	52	219	592	502	702	871	2938	2899	1.35	
OTHER ASSAULTS	5	17	40	45	40	75	222	236	5.93	
ARSON	1	5	4	2	8	28	41	31.71		
FORGERY AND COUNTERFEITING	1	4	31	12	36	84	105	20.00		
FRAUD	1	2	1	2	4	12	68	82.35		
EMBEZZLEMENT	2	7	16	9	25	35	94	93	1.08	
STOLEN PROPERTY:BUYING,RECEIVING,POSSESS.	26	67	92	50	89	78	402	275	46.18	
VANDALISM	2	15	25	47	71	160	156	2.56		
WEAPONS:CARRYING,POSSESSION,ETC.	1	3	1	3	1	10	4	150.00		
PROSTITUTION AND COMMERCIALIZED VICE	2	7	8	5	9	31	23	36.78		
SEX OFFENSES (EXCEPT F/RAPE,PROSTITUTION)	1	24	34	50	79	188	250	24.80		
DRUG ABUSE VIOLATIONS	1	1	1	1	1	1	15	93.33		
GAMBLING	1	1	2	3	6	4	50.00			
OFFENSES AGAINST FAMILY AND CHILDREN	1	2	20	60	83	99	16.16			
DRIVING UNDER THE INFLUENCE	3	8	32	45	88	44	100.00			
LIQUOR LAWS	5	4	51	104	258	528	950	1148	17.25	
DRUNKENNESS	1	5	34	20	30	56	146	153	4.58	
DISORDERLY	2	2	2	1	5	12	22	45.45		
VAGRANCY	4	63	208	178	217	299	969	959	1.04	
ALL OTHER (EXCEPT TRAFFIC)	4	13	45	42	57	48	209	226	7.52	
CURFEW AND LOITERING LAW VIOLATIONS	6	19	98	96	85	57	361	344	4.94	
*** SUBTOTAL FOR PART II ARRESTS ***	57	210	647	661	981	1502	4058	4265	4.85	
*** TOTAL PART I, II ARRESTS ***	109	429	1239	1163	1683	2373	6996	7164	2.35	

NARCOTIC DRUG LAW ARRESTS

Persons Under 18 Years of Age

January - December 1981, 1980

ARREST CHARGE CLASSIFICATION	UNDER 18							TOTAL	TOTAL	PERCENT
	10	12	13	14	15	16	17			
	1981	1980	1981	1980	1981	1980	1981	1980	1981	1980
*** SALE AND MANUFACTURING SUBTOTAL ***	4	5	9	8	12	34	59	42.37		
OPIMUM,COCAINE AND THEIR DERIVATIVES	4	4	4	4	4	4	2	4		
MARIJUANA	1	15	23	41	64	144	177	18.64		
SYNTHETIC NARCOTICS-MANUFACTURED	1	1	1	1	3	3	7	57.14		
OTHER DANGEROUS NON-NARCOTIC DRUGS	4	4	2	1	7	5	40.00			
*** DRUG POSSESSION SUBTOTAL ***	1	19	25	42	67	154	191	19.37		
**** DRUG ABUSE VIOLATIONS TOTAL ****	1	24	34	50	79	183	250	24.80		

ARRESTS BY AGE

Persons Over 18 Years of Age

January - December 1981, 1980

18	19	20	21	22	23	24	25	29	30	34	35	39	40	44	45	49	50	54	55	59	60	64	65	TOTAL	TOTAL	PERCENT				
																							OVER	ADULT	ADULT	CHANGES	1981	1980		
6	5	3	6	5	7	4	22	16	12	10	7	4	4	2	7	120	113	6.19												
1			2			1	3	5	3	1													2	18	32	43.75				
7	9	12	10	11	11	4	35	18	17	9	7	2	4	2	3	161	158	1.90												
36	41	37	35	28	28	28	78	41	21	8	6	3				390	359	8.64												
49	56	48	43	66	52	47	197	146	91	52	31	32	18	15	22	965	965	.00												
260	280	225	175	159	123	125	386	160	80	37	18	8	5	2	2	2045	2024	1.04												
500	434	348	295	251	235	206	718	484	279	263	168	115	109	67	82	4554	3996	13.96												
68	51	44	29	33	20	17	76	28	21	13	10	7	2	1		420	478	12.13												
927	876	717	595	553	476	432	1515	898	524	393	247	171	142	89	118	8673	8125	6.74												
186	233	216	228	274	256	239	1015	662	458	314	216	144	114	60	58	4673	4192	11.47												
25	20	9	5	11	6	8	21	16	9	11	3	7	2	2	2	157	135	16.30												
30	31	45	40	47	36	55	121	76	44	44	26	9	7	4	2	617	558	10.57												
68	124	153	167	192	230	274	733	653	545	401	219	166	65	27	20	4037	3487	15.77												
		3	5	2	3	4	18	9	5	3	2		1			55	67	17.91												
40	42	45	46	34	21	30	110	79	34	41	17	16	11	2	5	573	561	2.14												
116	90	85	79	70	54	59	207	128	64	44	24	19	12	2	7	1060	1030	2.91												
95	111	130	138	101	124	129	515	403	290	211	126	106	94	52	56	2681	2589	3.55												
3	3	9	7	7	10	7	20	11	11	4	3	6	6	1	1	108	93	16.13												
6	9	12	12	8	23	15	35	34	17	14	5	10	6	3	4	213	227	6.17												
179	186	200	189	151	182	156	448	187	64	36	24	14	7	4	4	2031	2067	1.74												
3		4	3	7		1	15	13	27	20	19	14	15	9	12	162	178	8.99												
17	24	26	25	25	34	53	147	134	101	71	40	17	9	7	7	737	769	4.16												
221	293	308	301	340	331	305	1357	997	689	601	455	387	276	155	97	7113	6752	5.35												
74	63	48	61	41	41	36	100	60	45	42	23	34	19	17	18	722	549	31.51												
1686	1788	1837	1655	1630	1642	1613	5564	3851	3076	2738	2572	2364	2070	1225	960	36271	38925	6.82												
125	131	125	121	90	129	128	298	184	119	75	72	39	30	17	17	1700	1734	1.96												
3	7	3	2	2	1	6	4	3	4		4	1			1	41	44	6.82												
589	652	749	706	723	575	684	2263	1491	1150	900	599	428	281	131	136	42057	11983	.62												
3466	3807	4007	3790	3753	3699	3797	12993	8992	6751	5574	4445	3784	3026	1717	1407	75008	75940	1.23												
4393	4683	4724	4385	4306	4175	4229	14508	9890	7275	5967	4692	3955	3168	1806	1525	83681	84065	.46												

NARCOTIC DRUG LAW ARRESTS

Persons Over 18 Years of Age

January - December 1981, 1980

18	19	20	21	22	23	24	25	29	30	34	35	39	40	44	45	49	50	54	55	59	60	64	65	TOTAL	TOTAL	PERCENT				
																							OVER	ADULT	ADULT	CHANGES	1981	1980		
2	1	2	3	2	2	6	14	8	2		1	3	1																	
32	34	40	39	36	45	30	113	34	16	5	6	3	2	3	1	439	424	3.54												
1	4	5	3	3	9	7	20	13	3	7	3	3	1			82	112	26.79												
2	2	2	2	1	7	1	7	4		1			1		1	31	54	42.59												
37	41	49	47	42	63	44	154	59	21	13	10	9	5	3	2	599	633	5.37												
3		2	2	3	5	3	7	4	1							30	38	21.05												
131	134	134	127	97	105	99	265	113	38	22	8	3	2	1	2	1281	1211	5.78												
4	6	4	9	4	5	3	11	4	2		3					55	105	47.62												
4	5	11	4	5	4	7	11	7	2	1	3	2				66	80	17.50												
142	145	151	142	109	119	112	294	128	43	23	14	5	2	1	2	1432	1434	.14												
179	186	200	189	151	182	156	448	187	64	36	24	14	7	4	4	2031	2067	1.74												

LAW ENFORCEMENT EMPLOYEE DATA

POLICE EMPLOYEE DATA 1981

The Uniform Crime Reporting Program in West Virginia incorporates the collection of pertinent data relating to the police of the state. Information regarding police employee strength, distributions, assaults against law enforcement officers and circumstances surrounding the killing of police officers are discussed in this section.

This information is submitted by county, municipal and state law enforcement agencies and compiled on an annual basis. Specific information concerning the number of law enforcement employees reflect the status as of October 31, 1981, and is limited to municipal, county and state law enforcement agencies currently reporting to the West Virginia UCR Program.

A total of 3,794 full-time law enforcement employees was reported by the agencies, of which 2,922 were sworn personnel. This is a rate of 1.9 employees for each 1,000 inhabitants of the state and a rate of 1.5 officers for each 1,000 inhabitants.

The determination of police strength for any given area or municipality should be a subject for serious consideration. Such consideration, however, should be based on the numerous factors which create the need for police services. Some of these factors, discussed elsewhere in this publication relate to size, density of population, geographic location, character, and proximity to metropolitan areas. The information in this section relates to reported police employee strength and should not be interpreted as recommended strength for any given municipality. Such determinations should be made after objectively evaluating the need for police services based on the above factors.

The personnel of each law enforcement agency differ as to the demands and responsibilities placed before them. Many police officers are fully occupied with clerical tasks and are not free to perform active police duties. This current upward trend in police agencies to perform clerical duties is in line with the thinking of many police administrators who recommend the use of civilians in this capacity, thus freeing the sworn personnel for actual police related service. There were 872 civilians included in the total full-time law enforcement employees for West Virginia.

Municipal police departments reported a total of 1,786 employees, of which 1,462 were sworn officers. This is a rate of 1.9 sworn officers for each 1,000 inhabitants (urban population only).

West Virginia's 55 county sheriffs departments reported a total of 1,066 employees, of which 798 were sworn officers. This is a rate of 0.7 sworn officers for each 1,000 inhabitants (rural population only).

In an attempt at comparisons of employment levels of individual sheriff's departments with other agencies, consideration must be given to certain functions that are particular to a sheriff's department. The functions of county sheriffs departments vary widely throughout the state. The operation of one sheriff's department may be limited exclusively to civil areas and the administration of the county jail, or they may be actively involved in criminal matters throughout the county. These functions are usually performed by sworn officers, thereby presenting a misleading picture of the actual enforcement strength of the department.

The Department of Natural Resources reported a total of 118 employees in their Law Enforcement Division, of which 112 were sworn officers. This is a rate of 0.1 sworn officers for each 1,000 inhabitants (rural population only).

The West Virginia State Police reported a total of 824 employees, of which 550 were sworn officers. This is a rate of 0.5 sworn officers for each 1,000 inhabitants (rural population only).

LAW ENFORCEMENT EMPLOYEE DATA 1981

AGENCY	POLICE			CIVILIAN			TOTAL
	MALE	FEMALE	TOTAL	MALE	FEMALE	TOTAL	
COUNTY SHERIFFS	710	88	798	111	157	268	1,066
CITY POLICE DEPARTMENTS	1,406	56	1,462	110	214	324	1,786
DEPARTMENT OF NATURAL RESOURCES	109	3	112	2	4	6	118
STATE POLICE	554	6	550	73	201	274	824
TOTAL NUMBER OF LAW ENFORCEMENT EMPLOYEES							3,794

LAW ENFORCEMENT OFFICERS KILLED AND ASSAULTED 1981

The killing of a police officer has an effect on society which reaches far beyond the overt act. Such occurrences constitute an immediate threat to the well being of the community and a serious breach of the internal security of the country. Today, a young man who considers a career in law enforcement must also consider the very strong possibility of being killed or assaulted by a member of the very same society he is sworn to protect. This deplorable situation should be a subject of serious public concern, for in truth, an attack on a police officer is an attack on society. The violence directed against law enforcement officers acting in the line of duty is clearly demonstrated by the following summary information:

In 1981, 3 law enforcement officers lost their lives in the line of duty.

Lieutenant Delbert Roush and Patrolman Eddy Duncan of the Charleston Police Department were shot and killed June 26, 1981 in the course of making a traffic stop.

Huntington Police Officer Paul Harmon was shot and killed December 14, 1981 while assisting a fellow officer who was investigating suspicious persons.

A total of 269 Assaults on Law Enforcement Officers were reported in 1981, of which 68, or 25.3 percent resulted in personal injury to the officer.

For every 1000 arrests, there were 3.0 Assaults, and for each 100 sworn officers there were 9.2 Assaults.

Personal weapons (hands, fists, feet, etc.) were used in 223 of the Assaults.

A total of 251 of the Assaults were cleared, a clearance rate of 93.3 percent.

JAN THRU DEC 81-80

POLICE OFFICERS ASSAULTED SUMMARY INFORMATION

January - December 1981, 1980

IDENTIFIER	POPULATION	INDEX PER 1000 POP	TOTAL	TYPE OF WEAPON			TIME OF ASSAULT		INJURY	NO INJURY	ASSAULT CLEARED
				FIREARM	CUTTING INST	OTHER WEAPONS	AM	PM			
MEST VIRGINIA TOTAL	81 1,951,088	.13	269	22	6	16	110	159	68	201	251
CHANGE	80 1,949,644	.09	192	5	1	16	71	121	63	129	162
	1,356+	.04+	77	17+	7+	0	39+	38+	5+	72+	89+
RURAL	81 1,179,215	.02	29	2	2	2	9	20	18	11	27
CHANGE	80 1,183,119	.03	41	0	1+	1-	35	32	20	21	38
SHERIFF'S	81	.01-	12-	0	1+	1-	0	12-	2-	10-	11-
CHANGE	80		20	1	2	2	7	13	12	8	18
STATE POLICE	81		16	0	1+	2+	2	14	6	10	13
CHANGE	80		4	0	1+	1+	5+	1-	6+	2-	5+
MUNICIPAL	81 771,785	.30	240	20	6	14	2	7	6	3	9
CHANGE	80 766,525	.19	151	3	0	13	7	18	14	11	25
	5,260+	.11+	89	17+	6+	1+	39+	50+	7+	82+	100+

ANALYSIS OF ASSAULTS ON LAW ENFORCEMENT OFFICERS, 1981

OFFICERS KILLED

Number of your law enforcement officers
killed in the line of duty this month.

By felonious act _____

3

By accident or negligence _____

Officers Assaulted (Do not include officers killed) See UCR Guide Manual for complete instructions.

TYPE OF ACTIVITY	TYPE OF WEAPON					TYPE OF ASSIGNMENT							POLICE ASSAULTS CLEARED (M)
	TOTAL ASSAULTS BY WEAPON (A)	FIREARM (B)	KNIFE OR OTHER CUTTING INSTRU- MENT (C)	OTHER DANGER- OUS WEAPON (D)	HANDS, FISTS, FEET, ETC. (E)	ONE-MAN VEHICLE		DETECTIVE OR SPECIAL ASSIGN		OTHER			
						ALONE (G)	ASSISTED (H)	ALONE (I)	ASSISTED (J)	ALONE (K)	ASSISTED (L)		
1 RESPONDING TO "DISTURBANCE" CALLS (FAMILY QUARRELS, MAN WITH GUN, ETC)	50	12	2	3	33	21	14	9	1		1	4	46
2 BURGLARIES IN PROGRESS OR PURSUING BURGLARY SUSPECTS	5			1	4	2						3	5
3 ROBBERIES IN PROGRESS OR PURSUING ROBBERY SUSPECTS	1				1	1							1
4 ATTEMPTING OTHER ARRESTS	106	2	2	4	98	34	23	27		11	3	8	101
5 CIVIL DISORDER (RIOT, MASS DISOBEDIENCE)	3			1	2	3							2
6 HANDLING, TRANSPORTING, CUSTODY OF PRISONERS	29	1		2	26	11	6	7			2	3	29
7 INVESTIGATING SUSPICIOUS PERSONS OR CIRCUMSTANCES	15	5	3	1	6	5	7	1		2			13
8 AMBUSH-NO WARNING	2				2			1			1		1
9 MENTALLY DERANGED	12				12	4	2				1	5	12
10 TRAFFIC PURSUITS AND STOPS	30	2	1	4	23	15	10	4				1	26
11 ALL OTHER	16				16	6	1	2			3	4	15
12 TOTAL (1-11)	269	22	8	16	223	102	64	50	1	13	11	28	251
13 NUMBER WITH PERSONAL INJURY	68	1	4	10	53								
14 NUMBER WITHOUT PERSONAL INJURY	201	21	4	6	170								
15 TIME OF ASSAULTS	AM	28	42	18	5	10	7						
	PM	11	17	19	26	29	57						
		12:01	2:00	4:00	6:00	8:00	10:00	12:00					

DO NOT USE THIS SPACE

INITIALS

RECORDED
REVIEWED
PUNCHED
VERIFIED
ADJUSTED

**WEST VIRGINIA
OFFENSE DATA
COUNTY-STATE-MUNICIPAL — DNR**

The computer generated output tables contained within this section were designed to facilitate quick reference of statistical crime information relative to the different reporting areas of the State of West Virginia. The data contained in each of the series of reports will be detailed on a page preceding each listing.

Each of the three reports are listed in county name sequence. Within each county, information is further detailed to show the activity experienced by reporting area, agency type and contributor. The general identifying descriptions which indicate the reporting areas are listed and defined as follows:

(Name) County Total—This line indicates the total activity of all reporting agencies within the indicated county. It may be expressed mathematically as:

County Total = Municipal + State Police + Sheriff + Department of Natural Resources
or
County Total = Municipal + Rural

Rural—This line indicates the total activity that was reported by rural law enforcement agencies within the indicated reporting area. It may be expressed mathematically as:

Rural = State + Sheriff + Department of Natural Resources

Sheriff—This line indicates the total activity reported by sheriff's offices within the indicated reporting area.

State Police—This line indicates the total activity reported by all State Police Detachments within the indicated reporting area. It may be expressed mathematically as:

State Police = State Police Detachment 1 + SPD2 + SPD3 +

Department of Natural Resources—For purposes of these computer generated reports, activity for the Department of Natural Resources is included with activity for the Sheriff's offices. A separate summary of DNR activity for each district appears in a later section of this report.

MUNICIPAL—This line indicates the total activity reported by all municipal law enforcement agencies within the indicated reporting area. It may be expressed mathematically as:

Municipal = Municipality 1 + M2 + M3 +

(City Name) Police Department—This line indicates the total activity reported by the individually specific police department.

For comparative purposes, each reporting agency or area identified on the report details the activity experienced for the calendar year of 1981 and 1980 respectively. Also, the numerical difference and the percent change between the two years has been calculated and displayed on separate lines. All amounts are signed with a plus (+) or minus (-) sign to indicate whether the quantity has increased or decreased from 1980 to 1981. An asterisk (*) appearing on the percent change line indicates that due to no activity being reported for either 1981 or 1980, calculation of percent change was impossible.

It should be noted that statistics gathered under the Uniform Crime Reporting Program are submitted by the law enforcement agencies of West Virginia and project a state-wide view of crime. Awareness of the presence of certain crime factors, which may influence the resulting volume and type of statistics presented, is necessary if fair and equitable conclusions are to be drawn. These crime influencing factors are present, to some degree, in every community and their presence affects, in varying degrees, the crime experience of that community. Attempts at comparison of crime figures between communities should not be made without first considering the individual factors present in each community.

CRIME INDEX REPORT

The tabulations in this section indicate the volume and distribution of crime in West Virginia on the basis of a crime rate.

The Uniform Crime Reporting Program utilizes eight crime classifications to establish a rate to measure the trend and distribution of crime. The number of actual offenses of murder, forcible rape, robbery, felonious assault, burglary, larceny and motor vehicle theft are reflected in this report. The number of actual offenses of manslaughter and assaults (not aggravated) are not index offenses, thus counts of these offenses are not considered in this report. Arson, the eighth Crime Index Offense, is examined in a separate section.

Each heading contained in this report is defined below.

Population—Estimated population of the indicated reporting area. This information, representative of the year 1981, was provided through the assistance of the Federal Bureau of Investigation and the United States Bureau of Census.

Total Offenses—This is the sum total of the seven Index Offenses.

Total Cleared—The sum total of the seven Index Offense cleared.

Percent Cleared—The percentage of Index Offenses cleared by arrest or exceptional clearance.

The mathematical formula may be expressed as follows:

$$\text{Percent Cleared} = \frac{\text{Total Index Offenses Cleared}}{\text{Total Actual Index Offenses Reported}} \times 100$$

Crime Rate—This is sometimes referred to as a victim risk rate and is representative of the number of Index Offenses per 1,000 population.

Example - A crime rate of 10.00 would imply that 10.00 persons of each 1,000 population were the victim of an Index Offense.

The mathematical formula for calculating the crime rate of any reporting area may be expressed as follows:

$$\text{Crime Rate} = \frac{1,000}{\text{Area Population}} = \text{Reciprocal}^* \times \text{Total Actual Offenses}$$

$$\text{Crime Rate} = \frac{\text{Total Actual Offenses}}{\text{Area Population}} \times 1,000$$

*Reciprocals developed to five (5) decimal places.

The remaining columns of the report indicate the number of actual Index Offenses reported by category.

A separate section is provided to summarize offense and arrest data for the Department of Natural Resources on a District basis. This section is provided because Department of Natural Resources data is included in the category of Sheriff on the proceeding computer printed pages.

IDENTIFIER	POPULATION	CRIME RATE	TOTAL OFFEN	TOTAL CLEARED	PERCENT CLEARED	MURDER	RAPE	ROBBERY	FEL ASSTLT	BREAK ENTER	LARCENY THEFT	M/V THEFT
WEST VIRGINIA TOTAL	1,951,000	25.76	50,528	12,089	23.92	118	291	977	1994	14905	28587	3656
NUMERICAL CHANGE	1,949,644	24.69	48,425	11,451	23.64	139	304	925	2139	14016	27105	3797
PERCENT CHANGE	1.356+	1.07+	2103+	638+	1.28+	21-	13-	52+	145-	889+	1482+	141-
RURAL	1,179,215	13.86	16,509	4565	27.65	78	143	201	72	6501	7178	1636
NUMERICAL CHANGE	1,183,119	12.93	15,395	4085	26.53	92	136	227	906	5718	6615	1781
PERCENT CHANGE	3,904-	7.2+	1114+	480+	1.12+	14-	7+	26-	134-	783+	563+	65-
SHERIFF'S	81	7626	1878	24.62	27	55	83	451	2864	3600	566	566
NUMERICAL CHANGE	80	6404	1480	23.11	26	35	63	473	2257	3094	456	456
PERCENT CHANGE	19.1+	1222+	398+	1.51+	1+	20+	22-	20+	587+	506+	110+	110+
STATE POLICE	81	8883	2687	30.24	51	88	118	321	3657	3578	1070	1070
NUMERICAL CHANGE	80	8991	2605	28.97	66	101	164	433	3461	3521	1445	1445
PERCENT CHANGE	1.2-	108-	82+	1.27+	15-	13-	46-	112-	196+	157+	175-	175-
MUNICIPAL	771,785	43.88	34,019	7524	22.11	40	148	776	1222	8404	21409	2020
NUMERICAL CHANGE	766,525	42.93	33,030	7366	22.30	47	168	698	1233	8298	20490	2096
PERCENT CHANGE	5,260+	1.95+	989+	158+	.19-	7-	20-	78+	11-	106+	919+	76-
BARBOUR CTY TOTAL	16,787	12.38	208	60	28.84	0	1	3	10	90	91	13
NUMERICAL CHANGE	16,639	9.91	165	63	38.18	0	1	2	13	67	78	4
PERCENT CHANGE	148+	2.67+	43+	9.34-	0	0	0	1+	3-	23+	13+	9+
RURAL	11,518	13.71	158	40	25.31	0	1	2	10	81	52	12
NUMERICAL CHANGE	11,407	10.51	120	43	35.83	0	1	0	13	54	50	2
PERCENT CHANGE	1.0+	30.4+	31.7+	7.0-	29.4-	0	0	2+	3-	27+	2+	10+
SHERIFF	81	38	6	15.78	0	0	0	0	3	16	17	2
NUMERICAL CHANGE	80	38	12	31.57	0	1	0	0	2	17	17	1
PERCENT CHANGE	0	0	6-	15.79-	0	1-	0	0	1+	1-	0	1+
STATE POLICE	81	120	34	28.33	0	1	2	7	65	35	10	10
NUMERICAL CHANGE	80	82	31	37.80	0	0	0	11	37	33	1	1
PERCENT CHANGE	38+	38+	5+	2.47-	0	1+	2+	6.4-	28+	2+	9+	9+
MUNICIPAL	5,279	9.47	50	20	40.00	0	0	1	0	9	39	1
NUMERICAL CHANGE	5,232	8.60	45	20	44.44	0	0	2	0	13	28	2
PERCENT CHANGE	.9+	10.1+	11.1+	.0	10.0-	0	0	1-	0	4-	11+	1-

82

IDENTIFIER	POPULATION	CRIME RATE	TOTAL OFFEN	TOTAL CLEARED	PERCENT CLEARED	MURDER	RAPE	ROBBERY	FEL ASSSLT	BREAK ENTER	LARCENY THEFT	M/V THEFT
BELINGTON PD	2,049	5.36	11	6	56.54	0	0	0	0	3	8	0
NUMERICAL CHANGE	2,038	1.47	3	100.00	0	0	0	0	0	0	3	0
PERCENT CHANGE	11+	3.89+	8+	3+	45.46-	0	0	0	0	3+	5+	0
	.5+	264.6+	266.7+	100.0+	45.5-					166.7+		
PHILIPPI PD	3,230	12.07	39	14	35.89	0	0	1	0	6	31	1
NUMERICAL CHANGE	3,194	13.14	42	17	40.47	0	0	2	0	13	25	2
PERCENT CHANGE	1.1+	8.1-	7.1-	17.6-	11.3-	0	0	50.0-	0	53.8-	24.0+	50.0-
BERKELEY CITY TOTAL	47,336	33.89	1605	325	20.24	2	4	33	29	657	790	90
NUMERICAL CHANGE	46,775	28.60	1198	326	27.21	4	10	24	49	414	625	72
PERCENT CHANGE	1.2+	32.4+	34.0+	3-	25.6-	50.0-	60.0-	37.5+	40.8-	58.7+	26.4+	25.0+
RURAL	36,124	31.40	1072	155	14.45	0	0	16	25	498	486	47
NUMERICAL CHANGE	33,712	25.35	859	210	24.56	2	9	13	48	319	41	53
PERCENT CHANGE	1.2+	23.9+	25.4+	26.2-	41.2-	2-	9-	23.1+	47.9-	56.1+	18.2+	11.3-
SHERIFF	81	584	48	8	8.21	0	0	2	13	212	362	15
NUMERICAL CHANGE	80	661	62	13	13.44	0	1	4	15	140	284	15
PERCENT CHANGE	123+	14-	5.23-	10.11-	41.2-	2-	2-	2-	2-	72+	58+	0
STATE POLICE	81	488	107	21	21.92	0	0	14	12	286	144	32
NUMERICAL CHANGE	80	394	146	37	37.56	0	8	9	33	179	127	38
PERCENT CHANGE	1.1+	53.6+	55.4+	46.6+	5.7-	0	300.0+	54.5+	300.0+	67.4+	42.1+	126.3+
MARTINSBURG PD	13,212	40.33	533	170	31.89	2	4	17	4	159	304	43
NUMERICAL CHANGE	13,063	26.25	343	116	33.81	2	1	11	1	95	214	19
PERCENT CHANGE	1.1+	53.6+	55.4+	46.6+	5.7-	0	300.0+	54.5+	300.0+	67.4+	42.1+	126.3+
BOONE CITY TOTAL	30,552	11.81	361	60	16.62	0	4	3	10	119	177	48
NUMERICAL CHANGE	30,147	16.54	443	80	18.05	2	2	4	17	156	204	58
PERCENT CHANGE	1.3+	18.8-	18.5-	25.0-	7.8-	100.0+	25.0-	41.2-	41.2-	23.7-	13.2-	17.2-
RURAL	26,602	10.86	289	57	19.72	0	3	3	10	109	122	42
NUMERICAL CHANGE	26,530	13.75	365	80	21.91	2	2	4	16	140	177	54
PERCENT CHANGE	.3+	21.0-	20.8-	28.8-	10.0-	50.0+	25.0-	37.5-	22.1-	17.0-	22.2-	

IDENTIFIER	POPULATION	CRIME RATE	TOTAL OFFEN	TOTAL CLEARED	PERCENT CLEARED	MURDER	RAPE	ROBBERY	FEL ASHLT	BREAK ENTER	LARCENY THEFT	M/V THEFT
SHERIFF 81			144	3	2.08	0	1	1	5	49	66	22
NUMERICAL CHANGE 80			170	7	4.11	0	0	0	8	59	79	24
PERCENT CHANGE			26-	4-	2.03-	0	1+	1+	3-	10-	13-	2-
			15.3-	57.1-	49.4-		*	*	37.5-	16.9-	16.5-	8.3-
STATE POLICE 81			145	54	37.24	0	2	2	5	60	56	20
NUMERICAL CHANGE 80			195	73	37.43	2	2	4	8	81	68	30
PERCENT CHANGE			50-	19-	.15-	2-	0	2-	3-	21-	12-	10-
			25.6-	26.0-	.5-	*	.0	50.0-	37.5-	25.9-	17.6-	33.3-
MUNICIPAL 81	3,950	18.22	72	3	4.16	0	1	0	0	10	55	6
NUMERICAL CHANGE 80	3,917	19.91	78	0	.00	0	0	0	1	16	57	4
PERCENT CHANGE	33+	1.69-	6-	3+	4.16+	0	1+	0	1-	6-	2-	2+
	.8+	6.5-	7.7-	*	*	*	*	*	*	37.5-	3.5-	50.0+
MADISON PD 81	3,243	20.35	66	0	.00	0	1	0	0	7	52	6
NUMERICAL CHANGE 80	3,228	21.99	71	0	.00	0	0	0	1	14	52	4
PERCENT CHANGE	15+	1.64-	5-	0	.00	0	1+	0	1-	7-	0	2+
	.5+	7.5-	7.0-				*	*	*	50.0-	.0	50.0+
WHITESVILLE PD 81	707	8.48	6	3	50.00	0	0	0	0	3	3	0
NUMERICAL CHANGE 80	689	10.15	7	0	.00	0	0	0	0	2	5	0
PERCENT CHANGE	18+	1.67-	1-	3+	50.00+	0	0	0	0	1+	2-	0
	2.6+	16.5-	14.3-	*	*	*	*	*	*	50.0+	40.0-	
BRAXTON CTY TOTAL	14,025	5.20	73	35	47.94	0	0	1	4	24	38	6
NUMERICAL CHANGE 80	13,894	11.01	153	42	27.45	2	3	2	7	60	69	10
PERCENT CHANGE	131+	5.81-	80-	7-	20.49+	2-	3-	1-	3-	36-	31-	4-
	.9+	52.8-	52.3-	16.7-	74.6+	*	*	50.0-	42.9-	60.0-	44.9-	40.0-
RURAL 81	11,060	5.42	60	29	48.33	0	0	0	1	20	34	5
NUMERICAL CHANGE 80	10,946	9.68	106	35	33.01	2	3	1	6	42	44	8
PERCENT CHANGE	1.0+	44.0-	43.4-	17.1-	46.4+	2-	3-	1-	5-	22-	10-	3-
						*	*	*	83.3-	52.4-	22.7-	37.5-
SHERIFF 81			0	0	.00	0	0	0	0	0	0	0
NUMERICAL CHANGE 80			20	8	40.00	0	0	0	3	12	3	0
PERCENT CHANGE			20-	8-	40.00-	2-	0	0	3-	12-	3-	0
						*	*	*	*	*	*	
STATE POLICE 81			60	29	48.33	0	0	0	1	20	34	5
NUMERICAL CHANGE 80			86	27	31.19	0	3	1	3	30	41	8
PERCENT CHANGE			26-	2+	16.94+	0	3-	1-	2-	10-	7-	3-
			30.2-	7.4+	54.0+	*	*	*	66.7-	33.3-	17.1-	37.5-
MUNICIPAL 81	2,965	4.38	13	6	46.15	0	0	1	3	4	4	1
NUMERICAL CHANGE 80	2,948	15.94	47	7	14.89	0	0	1	1	18	25	2
PERCENT CHANGE	.6+	11.56-	34-	1-	31.26+	0	0	0	2+	14-	21-	1-
			72.5-	72.3-	209.9+			.0	200.0+	77.8-	84.0-	50.0-

♀

-

-

||

JAN THRU DEC 81-80

WEST VIRGINIA U C R CRIME INDEX REPORT

PAGE 4

IDENTIFIER	POPULATION	CRIME RATE	TOTAL OFFEN	TOTAL CLEARED	MURDER	RAPE	ROBBERY	FEL ASHLT	BREAK ENTER	LARCENY THEFT	M/V THEFT
GASSAWAY PD	1,237	4.85	6	4	0	0	0	0	3	2	1
	1,225	4.89	6	3	0	0	0	0	1	4	1
	12+	.04-	0	1+	0	0	0	0	2+	2-	0
	1.0+	.8-	.0	33.3+	33.3+			200.0+	50.0-		.0
SUTTON PD	1,187	.84	1	0	0	0	0	0	0	1	0
	1,192	7.55	9	2	0	0	1	0	4	3	1
	5-	6.71-	8-	2-	0	0	1-	0	4-	2-	1-
	.4-	88.9-	88.9-	M	M	M	M	M	M	66.7-	M
BURNSVILLE PD	541	11.09	6	2	0	0	1	3	1	1	0
	531	60.26	32	2	0	0	0	1	13	18	0
	10+	49.17-	26-	0	0	0	1+	2+	12-	17-	0
	1.9+	81.6-	81.3-	.0	433.5+		M	200.0+	92.3-	94.4-	
BROOKE CITY TOTAL	26,118	17.76	464	41	1	2	2	5	150	277	27
	26,941	16.36	441	32	0	0	9	4	129	277	22
	823-	1.48+	23+	9+	1+	2+	7-	1+	4	21+	5+
	3.1-	8.6+	5.2+	28.1+	21.8+	M	77.8-	25.0+	16.3+	.0	22.7+
RURAL	16,739	15.17	254	16	1	2	2	3	105	124	17
	17,648	11.95	211	9	0	0	3	4	56	132	14
	5.2-	3.22+	43+	7+	1+	2+	3-	1-	49+	8-	3+
		26.9+	20.4+	77.8+	M	M	68.0-	25.0-	87.5+	6.1-	21.4+
SHERIFF	81	237	15	6.75	1	2	2	3	93	119	17
	80	196	7	3.68	0	0	4	2	42	129	13
		47+	9+	3.07+	1+	2+	2-	1+	51+	10-	4+
		24.7+	128.6+	83.4+	M	M	50.0-	50.0+	121.4+	7.8-	30.8+
STATE POLICE	81	17	0	.00	0	0	0	0	12	5	0
	80	21	2	9.52	0	0	1	2	14	3	1
		4-	2-	9.52-	0	0	1-	2-	2-	2+	1-
		19.0-	M	M	M	M	M	M	14.3-	66.7+	M
MUNICIPAL	81	22.39	210	25	0	0	0	2	45	153	10
	80	24.74	230	23	0	0	0	0	73	145	8
		2.35-	20-	1.90+	0	0	4-	2+	28-	8+	2+
		9.5-	8.7-	19.0+	M	M	M	M	38.4-	5.5+	25.0+
FOLLANSBEE PD	3,996	18.26	73	0	0	0	0	0	14	36	3
	3,994	22.28	89	0	0	0	1	0	23	61	4
	2+	4.02-	16-	.00	0	0	1-	0	9-	3-	1-
	.1+	18.0-	18.0-	M	M	M	M	M	39.1-	8.2-	25.0-
WELLSBURG PD	4,014	34.12	137	25	0	0	0	2	31	97	7
	3,963	30.78	122	20	0	0	3	0	36	82	1
	51+	3.54+	15+	5+	0	0	2+	2+	5-	15+	6+
	1.3+	10.3+	12.3+	25.0+	M	M	M	M	13.9-	18.3+	60.0+

IDENTIFIER	POPULATION	CRIME RATE	TOTAL OFFEN	PERCENT CLEARED	MURDER	RAPE	ROBBERY	FEL ASHLT	BREAK ENTER.	LARCENY THEFT	M/V THEFT
BETHANY PD	1,369	.00	0	0.00	0	0	0	0	0	0	0
NUMERICAL CHANGE	1,336	14.22	19	3-15.78	0	0	0	0	14	2	3
PERCENT CHANGE	2.5+	.0	19	3-15.78	0	0	0	0	14	2	3
CABELL CITY	112,474	63.77	7174	2255	13	40	147	363	1935	4282	374
NUMERICAL CHANGE	111,834	70.24	7857	2743	9	47	137	655	1816	4736	457
PERCENT CHANGE	.6+	9.2-	8.7-	17.8-	4+	7-	10+	272-	119+	45+	83-
RURAL	41,035	31.49	1293	540	3	13	14	95	437	659	72
NUMERICAL CHANGE	41,281	31.92	1318	585	0	4	17	152	361	690	94
PERCENT CHANGE	.6-	1.3-	1.9-	7.7-	3+	9+	3-	57-	76+	31-	22-
SHERIFF	1043	477	45.73	1	11	12	82	342	557	38	38
NUMERICAL CHANGE	1087	521	47.93	1+	2	7	142	293	588	55	55
PERCENT CHANGE	4.0-	4.4-	2.20-	1+	9+	5+	60-	49+	31-	17-	17-
STATE POLICE	250	63	25.20	2	2	2	13	95	102	34	34
NUMERICAL CHANGE	231	64	27.70	0	2	10	10	68	102	39	39
PERCENT CHANGE	8.2+	1.6-	9.0-	2+	0	8-	3+	27+	0	5-	5-
MUNICIPAL	71,439	82.27	5881	1715	10	27	133	288	1498	3623	302
NUMERICAL CHANGE	70,553	92.65	6539	2158	9	43	120	503	1455	4046	363
PERCENT CHANGE	1.3+	11.2-	10.1-	20.5-	1+	16-	13+	215-	43+	42-	61-
BARBOURSVILLE PD	2,870	86.06	247	64	0	3	2	11	29	193	11
NUMERICAL CHANGE	2,871	87.81	166	45	0	3	3	35	35	87	6
PERCENT CHANGE	.0-	28.25+	81+	19+	0	1+	1-	24-	6-	106+	5+
HUNTINGTON PD	64,292	81.69	5254	1587	10	25	131	268	1397	3137	286
NUMERICAL CHANGE	63,684	93.35	5946	2031	9	42	116	461	1352	3620	346
PERCENT CHANGE	1.0+	12.5-	11.6-	21.9-	1+	17-	15+	193-	45+	483-	60-
MILTON PD	2,277	21.08	48	11	0	0	0	1	5	41	1
NUMERICAL CHANGE	2,178	26.62	58	15	0	0	0	1	19	35	3
PERCENT CHANGE	4.5+	5.54-	10-	2.95-	0	0	0	0	16-	6+	2-
MU SECURITY POLICE	2,000	166.00	332	53	0	1	0	8	67	252	4
NUMERICAL CHANGE	1,820	202.74	349	67	0	1	1	6	49	304	8
PERCENT CHANGE	9.9+	36.74-	37-	14-	0	0	1-	2+	18+	52-	4-
		18.1-	10.0-	20.9-	0	.0	1-	33.3+	36.7+	17.1-	50.0-

IDENTIFIER	POPULATION	CRIME RATE	TOTAL OFFEN	TOTAL CLEARED	PERCENT CLEARED	MURDER	RAPE	ROBBERY	FEL ASHLT	BREAK ENTER	LARCENY THEFT	M/V THEFT
CALHOUN CTY	8,267	7.98	66	27	40.90	1	0	0	3	24	29	9
NUMERICAL CHANGE	8,250	8.72	72	32	44.44	0	1	1	5	20	37	8
PERCENT CHANGE	17+	8.5-	8.3-	15.6-	3.5-	1+	1-	1-	2-	4+	8-	1+
RURAL	7,477	8.69	65	27	41.53	1	0	0	3	24	28	9
NUMERICAL CHANGE	7,462	9.64	72	32	44.44	0	1	1	5	20	37	8
PERCENT CHANGE	15+	9.9-	9.7-	15.6-	2.91-	1+	1-	1-	2-	4+	9-	1+
SHERIFF	.2+	9.9-	9.7-	15.6-	6.5-	1+	1-	1-	40.0-	20.0+	24.3-	12.5+
NUMERICAL CHANGE	81	.00	0	0	.00	0	0	0	0	0	0	0
PERCENT CHANGE	80	.00	0	0	.00	0	0	0	0	0	0	0
STATE POLICE	65	41.53	27	24	55.38	1	0	0	3	24	28	9
NUMERICAL CHANGE	72	44.44	32	32	44.44	0	1	1	5	20	37	8
PERCENT CHANGE	9.7-	2.91-	5-	15.6-	6.5-	1+	1-	1-	2-	4+	9-	1+
MUNICIPAL	790	1.26	1	0	.00	0	0	0	0	0	1	0
NUMERICAL CHANGE	788	.00	0	0	.00	0	0	0	0	0	0	0
PERCENT CHANGE	2+	1.26+	1+	0	.00	0	0	0	0	0	1+	0
GRANTSVILLE PD	790	1.26	1	0	.00	0	0	0	0	0	1	0
NUMERICAL CHANGE	788	.00	0	0	.00	0	0	0	0	0	0	0
PERCENT CHANGE	2+	1.26+	1+	0	.00	0	0	0	0	0	1+	0
CLAY CTY	11,338	10.58	120	40	33.33	1	2	2	15	60	27	13
NUMERICAL CHANGE	11,265	13.22	149	62	41.61	1	1	2	17	71	44	13
PERCENT CHANGE	73+	2.64-	29-	22-	8.28-	0	1+	0	2-	11-	17-	0
RURAL	10,370	11.57	120	40	33.33	1	2	2	15	60	27	13
NUMERICAL CHANGE	10,325	14.43	149	62	41.61	1	1	2	17	71	44	13
PERCENT CHANGE	45+	2.86-	29-	22-	8.28-	0	1+	0	2-	11-	17-	0
SHERIFF	.4+	19.8-	19.5-	35.5-	19.9-	.0	100.0+	.0	11.8-	15.5-	38.6-	.0
NUMERICAL CHANGE	81	.00	1	0	.00	0	0	1	0	0	0	0
PERCENT CHANGE	80	.00	0	0	.00	0	0	0	0	0	0	0
STATE POLICE	119	33.61	40	27	60.50	1	2	2	15	60	27	13
NUMERICAL CHANGE	130	41.61	62	32	44.44	0	1	2	17	71	44	13
PERCENT CHANGE	20.1-	8.00-	22-	35.5-	19.2-	.0	100.0+	50.0-	11.8-	15.5-	38.6-	.0

JAN THRU DEC 81-80

WEST VIRGINIA U C R CRIME INDEX REPORT

PAGE 7

IDENTIFIER	POPULATION	CRIME RATE	TOTAL OFFEN	PERCENT CLEARED	MURDER	RAPE	ROBBERY	FEL ASST	BREAK ENTER	LARCENY THEFT	M/V THEFT
MUNICIPAL	968	.00	0	.00	0	0	0	0	0	0	0
NUMERICAL CHANGE	940	.00	0	.00	0	0	0	0	0	0	0
PERCENT CHANGE	28+	.00	0	.00	0	0	0	0	0	0	0
CLAY PD	968	.00	0	.00	0	0	0	0	0	0	0
NUMERICAL CHANGE	940	.00	0	.00	0	0	0	0	0	0	0
PERCENT CHANGE	28+	.00	0	.00	0	0	0	0	0	0	0
DODDRIDGE CITY TOTAL	7,499	9.33	70	41.42	0	2	0	10	28	25	5
NUMERICAL CHANGE	7,433	5.51	41	40.97	0	3	1	6	18	10	3
PERCENT CHANGE	66+	3.82+	23+	19.55-	0	1-	1-	6+	10+	15+	2+
RURAL	6,409	10.45	28	41.79	0	2	0	10	25	25	5
NUMERICAL CHANGE	6,343	4.14	39	56.41	0	3	1	5	18	9	3
PERCENT CHANGE	66+	4.31+	28+	14.62-	0	33.3-	1-	5+	7+	16+	2+
SHERIFF	1,090	70.2+	71.8+	27.3+	0	33.3-	0	100.0+	38.9+	177.8+	66.7+
NUMERICAL CHANGE	81	13	2	15.38	0	0	0	0	10	3	0
PERCENT CHANGE	80	13	8	61.53	0	0	0	0	10	2	1-
STATE POLICE	54	0	0	46.15-	0	0	0	0	0	0	1-
NUMERICAL CHANGE	26	14	53.84	0	0	0	0	0	0	0	0
PERCENT CHANGE	28+	107.7+	85.7+	10.6-	0	33.3-	1-	100.0+	87.5+	214.3+	150.0+
MUNICIPAL	1,090	2.75	3	33.33	0	0	0	0	3	0	0
NUMERICAL CHANGE	1,090	1.83	2	150.00	0	0	0	0	0	1	0
PERCENT CHANGE	0	.92+	1+	13.67-	0	0	0	1-	3+	1-	0
WEST UNION PD	1,090	2.75	3	33.33	0	0	0	0	3	0	0
NUMERICAL CHANGE	80	1.83	2	150.00	0	0	0	0	0	1	0
PERCENT CHANGE	0	.92+	1+	116.67-	0	0	0	1-	3+	1-	0
FAYETTE CITY TOTAL	58,659	16.98	996	26.10	5	7	10	111	301	501	61
NUMERICAL CHANGE	58,751	19.47	1144	33.21	7	10	15	131	332	564	85
PERCENT CHANGE	2-	12.8-	12.9-	21.4-	2-	3-	5-	20-	31-	63-	24-
RURAL	37,787	15.77	596	26.67	4	6	6	91	175	270	44
NUMERICAL CHANGE	37,902	16.80	637	38.46	7	10	14	116	193	239	58
PERCENT CHANGE	1.3-	6.1-	6.4-	30.7-	3-	4-	8-	25-	18-	31+	14-

IDENTIFIER	POPULATION	CRIME RATE	TOTAL OFFEN	TOTAL CLEARED	PERCENT CLEARED	MURDER	RAPE	ROBBERY	FEL ASHLT	BREAK ENTER	LARCENY THEFT	M/V THEFT
SHERIFF												
81	281	116	41.28	1	2	3	84	83	99	9		
NUMERICAL CHANGE	300	170	56.66	3	5	3	100	90	83	16		
PERCENT CHANGE	19+	54-	15.38-	2-	3-	0	16-	7-	16+	7-		
	6.3-	31.8-	27.1-	66.7-	60.0-	.0	16.0-	7.8-	19.3+	43.8-		
STATE POLICE												
81	315	43	13.65	3	4	3	7	92	171	35		
NUMERICAL CHANGE	337	75	22.25	4	5	11	16	103	156	42		
PERCENT CHANGE	22-	32-	8.60-	1-	1-	8-	9-	11-	13+	7-		
	6.5-	42.7-	38.7-	25.0-	20.0-	72.7-	56.3-	10.7-	9.6+	16.7-		
MUNICIPAL												
81	20,852	19.18	400	101	25.25	1	1	4	20	126	231	17
NUMERICAL CHANGE	20,849	24.31	507	135	26.62	0	1	1	15	139	325	27
PERCENT CHANGE	3+	25.13-	107-	35+	1.37-	1+	1+	3+	5+	13-	94-	16-
	.0	21.1-	21.1-	25.2-	5.1-	300.0+	33.3+	9.4-	28.9-	37.0-		
AMSTED PD												
81	1,956	9.20	18	0	.00	0	0	0	0	7	10	1
NUMERICAL CHANGE	1,952	4.61	9	0	.00	0	0	0	0	4	4	1
PERCENT CHANGE	4+	4.59+	9+	0	.00	0	0	0	0	3+	6+	0
	.2+	99.6+	100.0+							75.0+	150.0+	.0
FAYETTEVILLE PD												
81	2,363	13.96	33	11	33.33	0	0	1	0	29	2	1
NUMERICAL CHANGE	2,336	4.28	10	1	10.00	0	0	0	0	9	1	0
PERCENT CHANGE	27+	9.68+	23+	10+	23.33+	0	0	1+	0	20+	1+	1+
	1.2+	226.2+	250.0+	100.0+	233.3+					222.2+	100.0+	0
MONTGOMERY PD												
81	3,126	51.18	160	47	29.37	0	0	0	16	28	113	3
NUMERICAL CHANGE	3,104	73.45	228	68	26.31	0	0	1	15	33	174	15
PERCENT CHANGE	22+	22.27-	68-	13-	3.06+	0	0	1-	13+	5-	61-	12-
	.7+	30.3-	29.8-	21.7-	11.6+					15.2-	35.1-	80.0-
MOUNT HOPE PD												
81	1,836	17.42	32	2	6.25	0	0	0	1	15	13	3
NUMERICAL CHANGE	1,849	10.81	20	1	5.00	0	0	0	1	10	9	0
PERCENT CHANGE	13-	6.61+	12+	1+	1.25+	0	0	0	0	5+	4+	3+
	.7-	61.1+	60.0+	100.0+	25.0+					50.0+	44.4+	0
OAK HILL PD												
81	7,143	18.33	131	34	25.95	1	0	2	1	40	81	6
NUMERICAL CHANGE	7,120	27.24	194	67	34.33	0	0	0	3	55	119	11
PERCENT CHANGE	.3+	8.91-	63-	33-	8.58-	1+	0	2+	8-	15-	38-	3-
		32.7-	32.5-	49.3-	24.8-					27.3-	31.9-	45.5-
MEADOW BRIDGE PD												
81	523	1.91	1	0	.00	0	0	0	0	0	0	1
NUMERICAL CHANGE	530	1.00	1+	0	.00	0	0	0	0	0	0	1+
PERCENT CHANGE	1.3-	.0	1+	0	.00							0
SMITHERS PD												
81	1,456	2.74	4	0	.00	0	1	0	0	1	0	2
NUMERICAL CHANGE	1,482	.00	0	0	.00	0	0	0	0	0	0	0
PERCENT CHANGE	1.8-	2.74+	4+	0	.00	0	1+	0	0	1+	0	2+
		.0	0	0	.00					0	0	0
PAX PD												
81	278	3.59	1	0	.00	0	0	0	0	0	1	0
NUMERICAL CHANGE	274	.00	0	0	.00	0	0	0	0	0	0	0
PERCENT CHANGE	4+	3.59+	1+	0	.00							1+
	1.5+	.0	0	0	.00							0

JAN THRU DEC 81-80

PAGE 9 WEST VIRGINIA U C R CRIME INDEX REPORT

IDENTIFIER	POPULATION	CRIME RATE	TOTAL OFFEN	TOTAL CLEARED	PERCENT CLEARED	MURDER	RAPE	ROBBERY	FEL ASHLT	BREAK ENTER	LARCENY THEFT	M/V THEFT
W VA TECH SECURITY	81	12.68	13	6	46.15	0	0	0	2	2	8	0
NUMERICAL CHANGE	1,025	44.87	46	0	13.04	0	0	0	0	26	18	0
PERCENT CHANGE	0	32.19-	33-	0	33.11+	0	0	1+	2+	26-	10-	0
	.0	71.7-	71.7-	.0	253.9+			#	#	92.9-	55.6-	
GAULEY BRIDGE PD	81	6.10	7	1	14.28	0	0	0	0	4	3	0
NUMERICAL CHANGE	1,146+	6.10	0	0	0.00	0	0	0	0	0	0	0
PERCENT CHANGE	.0	.0	#	#	14.28+	0	0	0	0	4+	3+	0
GILMER CTY	81	8.20	69	9	13.04	0	0	1	2	42	19	5
NUMERICAL CHANGE	8,408	8.27	69	16	23.18	0	4	4	3	43	17	2
PERCENT CHANGE	74+	1.07-	0	43.8-	43.7-	0	4-	1+	1-	2-	2+	3+
	.9+	.8-	.0	.0	.0			#	#	33.3-	2.3-	11.8+
												150.0+
RURAL	81	7.36	41	9	21.95	0	0	1	2	28	6	4
NUMERICAL CHANGE	5,494	8.19	45	14	31.11	0	3	0	2	31	7	2
PERCENT CHANGE	76+	8.83-	4-	5-	9.16-	0	3-	1+	0	3-	1-	2+
	1.4+	10.1-	8.9-	35.7-	29.4-			#	#	9.7-	14.3-	100.0+
SHERIFF	81	18	18+	3	16.66	0	0	1	0	16	2	1
NUMERICAL CHANGE	80	18+	3+	3	16.66+	0	0	0	0	0	0	0
PERCENT CHANGE								#	#	14+	2+	1+
STATE POLICE	81	23	6	26.08	0	0	0	0	2	14	4	3
NUMERICAL CHANGE	80	45	14	31.11	0	0	3	0	2	31	7	2
PERCENT CHANGE		48.9-	57.1-	16.2-				#	#	17-	3-	1+
MUNICIPAL	81	9.86	28	0	.00	0	0	0	0	14	13	1
NUMERICAL CHANGE	2,840	8.45	24	2	8.33	0	1	0	1	12	10	0
PERCENT CHANGE	.1-	16.7+	16.7+					#	#	2+	3+	1+
										16.7+	30.0+	
GLENVILLE PD	81	3.71	8	0	.00	0	0	0	0	5	2	1
NUMERICAL CHANGE	2,153	2.78	6	1	16.66	0	1	0	0	4	1	0
PERCENT CHANGE	.1-	33.5+	33.3+					#	#	1+	1+	1+
										25.0+	100.0+	
GLENVILLE ST SECURITY	81	29.19	20	0	.00	0	0	0	0	9	11	0
NUMERICAL CHANGE	685	26.27	18	1	5.55	0	0	0	1	8	9	0
PERCENT CHANGE	.0	2.92+	2+	1-	5.55-	0	0	0	0	1-	2+	0
										12.5+	22.2+	
GRANT CTY	81	9.10	94	24	25.53	0	0	1	2	50	38	3
NUMERICAL CHANGE	10,325	9.79	100	29	29.00	0	0	0	1	56	32	10
PERCENT CHANGE	1,154	7.0-	6.0-	17.2-	16.0-	0	0	1+	1+	6-	6+	17-
	1.1+							#	#	100.0+	10.7-	18.8+
												70.0-

IDENTIFIER	POPULATION	CRIME RATE	TOTAL OFFEN	TOTAL CLEARED	PERCENT CLEARED	MURDER	RAPE	ROBBERY	FEL ASHLT	BREAK ENTER	LARCENY THEFT	M/V THEFT
RURAL	7,679	11.06	85	22	25.88	0	0	1	0	45	36	3
NUMERICAL CHANGE	7,586	11.73	89	25	28.08	0	0	0	0	50	29	10
PERCENT CHANGE	1.2+	5.7-	4.5-	12.0-	7.8-	0	0	0	0	10.0-	24.1+	70.0-
SHERIFF	81	14	7	50.00	0	0	0	1	0	9	3	1
NUMERICAL CHANGE	80	11	1	9.09	0	0	0	0	0	3	8	0
PERCENT CHANGE	1+	3+	6+	40.91+	0	0	0	1+	0	6+	5-	1+
STATE POLICE	27.3+	600.0+	450.1+						200.0+	62.5-		
STATE POLICE	81	71	15	21.12	0	0	0	0	0	36	33	2
NUMERICAL CHANGE	80	78	24	30.76	0	0	0	0	0	47	21	10
PERCENT CHANGE	9.0-	37.5-	31.3-						23.4-	11-	12+	8-
MUNICIPAL	2,646	3.40	9	22.22	0	0	0	0	2	5	2	0
NUMERICAL CHANGE	2,624	4.19	11	36.36	1	0	0	0	1	6	3	0
PERCENT CHANGE	.8+	18.9-	18.2-	50.0-	1-	0	0	100.0+	16.7-	1-	33.3-	0
PETERSBURG PD	2,093	3.62	8	12.50	0	0	0	0	1	5	2	0
NUMERICAL CHANGE	2,084	5.27	11	36.36	1	0	0	0	1	6	3	0
PERCENT CHANGE	.4+	27.5-	27.3-	75.0-	1-	0	0	0	16.7-	1-	33.3-	0
BAYARD PD	553	1.80	1	100.00	0	0	0	0	1	0	0	0
NUMERICAL CHANGE	540	1.00	0	.00	0	0	0	0	0	0	0	0
PERCENT CHANGE	13+	1.80+	1+	100.00+	0	0	0	0	1+	0	0	0
GREENBRIER CITY TOTAL	36,596	7.45	273	70	25.64	4	3	1	9	137	95	24
NUMERICAL CHANGE	36,547	7.11	260	52	20.00	1	4	0	5	111	110	29
PERCENT CHANGE	.1+	4.8+	5.0+	34.6+	28.2+	300.0+	25.0-	0	80.0+	23.4+	13.6-	17.2-
RURAL	24,139	6.69	210	59	28.09	4	3	1	6	99	76	21
NUMERICAL CHANGE	24,080	7.84	189	38	20.10	1	3	0	5	82	83	13
PERCENT CHANGE	.2+	10.8+	11.1+	55.3+	39.8+	300.0+	.0	0	20.0+	20.7+	8.4-	40.0+
SHERIFF	81	61	16	26.22	1	3	0	0	5	45	2	5
NUMERICAL CHANGE	80	13	0	.00	0	0	0	0	0	7	6	0
PERCENT CHANGE	48+	369.2+	16+	26.22+	1+	3+	0	0	5+	38+	4-	5+
STATE POLICE	149	28.85	43	28.85	3	0	1	1	1	54	74	16
NUMERICAL CHANGE	80	176	38	21.59	1	3	0	5	75	77	15	15
PERCENT CHANGE	15.3-	13.2+	33.6+	200.0+	2+	3-	0	80.0-	28.0-	3.9-	6.7+	6.7+

IDENTIFIER	MUNICIPAL	POPULATION	CRIME RATE	TOTAL OFFEN	PERCENT CLEARED	MURDER	RAPE	ROBBERY	FEL -ASSLT	BREAK ENTER	LARCENY THEFT	M/V THEFT
	81	12,457	5.05	63	11	17.46	0	0	0	38	19	3
	80	12,467	5.69	71	14	19.71	0	1	0	29	27	14
			.64-	8-	3-	2.23-	0	1-	0	3+	8-	11-
			1.1-	11.3-	21.4-	11.4-		*	*	31.0+	29.6-	78.6-
LEWISBURG PD	81	3,095	5.16	16	7	43.75	0	0	0	3	8	2
	80	3,065	6.48	26	1	3.84	0	1	0	10	14	1
			3.32-	10-	6+	39.91+	0	1-	0	7-	6-	1+
			1.0+	38.5-	600.0+	1039.3+		*	*	70.0-	42.9-	100.0+
RAINELLE PD	81	2,007	11.95	24	2	8.33	0	0	0	15	9	0
	80	1,983	10.08	20	7	35.00	0	0	0	4	11	5
			1.87+	4+	5-	26.67-	0	0	0	11+	2-	5-
			1.2+	18.8+	20.0+	71.4-	0	0	0	275.0+	18.2-	*
RONCEVERTE PD	81	2,207	.45	1	0	.00	0	0	0	1	0	0
	80	2,312	6.05	14	0	.00	0	0	0	14	0	0
			5.60-	13-	0	.00	0	0	0	0	0	0
			4.5-	92.6-	92.9-					92.9-		
WHITE SULPHUR SPRINGS PD	81	3,390	4.12	14	2	14.28	0	0	0	11	2	1
	80	3,371	2.66	9	6	66.86	0	0	0	1	0	6
			1.46+	5+	4-	52.38-	0	0	0	10+	2+	7-
			.6+	54.9+	66.7-	78.6-				1000.0+	*	87.5-
QUINWOOD PD	81	469	.00	0	0	.00	0	0	0	0	0	0
	80	460	4.34	2	0	.00	0	0	0	0	2	0
			4.34-	2-	0	.00	0	0	0	0	2-	0
			.0	*	*					*	*	
RUPERT PD	81	1,289	6.20	8	0	.00	0	0	0	8	0	0
	80	1,276	.00	0	0	.00	0	0	0	0	0	0
			6.20+	8+	0	.00	0	0	0	8+	0	0
			1.0+	.0	*					*		
HAMPSHIRE CTY TOTAL	81	15,020	17.30	260	82	31.53	0	0	1	9	150	94
	80	14,867	13.11	195	48	24.61	0	3	2	10	104	68
			4.19+	34+	6.92+	0	3-	1-	1-	46+	26+	2-
			1.0+	32.0+	33.3+	70.8+	0	50.0-	10.0-	44.2+	38.2+	25.0-
RURAL	81	12,907	18.43	238	74	31.09	0	0	1	9	135	89
	80	12,773	14.95	191	47	24.68	0	3	2	10	101	67
			3.48+	47+	27+	6.49+	0	3-	1-	1-	34+	22+
			1.0+	23.3+	26.6+	57.4+	0	50.0-	10.0-	33.7+	32.8+	50.0-
SHERIFF	81			68	9	13.23	0	0	0	1	33	34
	80			49	15	30.61	0	0	0	3	29	16
				19+	6-	17.58-	0	0	0	2-	4+	1-
				38.8+	40.0-	56.8-				66.7-	13.8+	112.5+

IDENTIFIER	POPULATION	CRIME RATE	TOTAL OFFENSES	TOTAL CLEARED	PERCENT CLEARED	MURDER	RAPE	ROBBERY	FEL ASHLT	BREAK ENTER	LARCENY THEFT	M/V THEFT
STATE POLICE 81	170	65	36.23	0	0	0	0	1	8	102	55	4
NUMERICAL CHANGE	142	32	22.53	0	0	0	3	2	7	72	51	7
PERCENT CHANGE	28+	33+	15.70+	0	0	0	3-	1-	1+	30+	4+	3-
	19.7+	103.1+	69.7+				#	50.0-	14.3+	41.7+	7.8+	42.9-
MUNICIPAL 81	2,113	10.41	22	8	36.36	0	0	0	0	15	5	2
NUMERICAL CHANGE	2,094	1.91	4	1	25.00	0	0	0	0	3	1	0
PERCENT CHANGE	19+	8.50+	18+	7+	11.36+	0	0	0	0	12+	4+	2+
	.9+	445.0+	450.0+	700.0+	45.4+					400.0+	400.0+	#
ROMNEY PD 81	2,113	10.41	22	8	36.36	0	0	0	0	15	5	2
NUMERICAL CHANGE	2,094	1.91	4	1	25.00	0	0	0	0	3	1	0
PERCENT CHANGE	19+	8.50+	18+	7+	11.36+	0	0	0	0	12+	4+	2+
	.9+	445.0+	450.0+	700.0+	45.4+					400.0+	400.0+	#
TOTAL	45,640	19.31	878	116	13.21	3	4	21	27	341	370	112
NUMERICAL CHANGE	44,594	20.82	929	82	8.82	2	1	16	21	389	364	136
PERCENT CHANGE	846+	1.81-	51-	34+	4.39+	1+	3+	5+	6+	48-	6+	24-
	1.9+	7.3-	5.5-	41.5+	49.8+	50.0+	300.0+	31.3+	28.6+	12.3-	1.6+	17.6-
RURAL 81	14,995	18.67	280	24	8.57	1	3	6	9	107	114	40
NUMERICAL CHANGE	14,809	19.31	286	19	6.64	2	0	1	13	136	105	29
PERCENT CHANGE	186+	3.3-	2.1-	26.3+	29.1+	50.0-	3+	5+	4-	29-	9+	11+
	1.3+						#	500.0+	30.8-	21.5-	8.6+	37.9+
SHERIFF 81	276	23	8.33	1	3	1	3	6	9	107	114	40
NUMERICAL CHANGE	280	19	6.78	2	0	1	3	1	13	134	102	28
PERCENT CHANGE	1.4-	4-	1.55+	1-	50.0-	50.0-	3+	5+	4-	27-	11+	9+
		1.4-	21.1+	22.9+	50.0-		#	500.0+	30.8-	20.1-	10.8+	32.1+
STATE POLICE 81	4	1	25.00	0	0	0	0	0	0	0	1	3
NUMERICAL CHANGE	4	0	0	0	0	0	0	0	0	2	1	1
PERCENT CHANGE	2-	1+	25.00+	0	0	0	0	0	0	2-	2-	2+
	33.3-									#	66.7-	200.0+
MUNICIPAL 81	30,445	19.63	598	92	15.38	2	1	15	18	234	256	72
NUMERICAL CHANGE	29,785	21.58	643	63	9.79	0	1	15	8	253	259	107
PERCENT CHANGE	660+	1.95-	45-	29+	5.59+	2+	0	0	10+	19-	3-	35-
	2.2+	9.0-	7.0-	46.0+	57.1+		#	.0	125.0+	7.5-	1.2-	32.7-
CHESTER PD 81	3,334	15.89	53	32	60.37	1	0	1	7	20	18	6
NUMERICAL CHANGE	3,297	12.43	41	8	19.51	0	0	0	0	16	15	10
PERCENT CHANGE	37+	3.46+	12+	24+	40.86+	1+	0	1+	7+	4+	3+	4-
	1.1+	27.8+	29.3+	300.0+	209.4+	#		#	25.0+	20.0+	20.0+	40.0-
MEIRTON PD 81	25,336	21.22	538	59	10.96	1	1	14	10	211	235	66
NUMERICAL CHANGE	24,736	23.68	586	55	9.38	1	1	15	8	230	237	95
PERCENT CHANGE	600+	12.46-	48-	4+	1.58+	1+	0	1-	2+	11-	2-	29-
	2.4+	10.4-	8.2-	7.3+	16.8+	#	.0	6.7-	25.0+	8.3-	.8-	30.5-

IDENTIFIER	POPULATION	CRIME RATE	TOTAL OFFEN	TOTAL CLEARED	PERCENT CLEARED	MURDER	RAPE	ROBBERY	FEL ASHLT	BREAK ENTER	LARCENY THEFT	M/V THEFT
NEW CUMBERLAND PD	81	3.94	7	1	14.28	0	0	0	1	3	3	0
NUMERICAL CHANGE	1,775	9.13	16	0	.00	0	0	0	0	7	7	2
PERCENT CHANGE	23+	5.19-	9-	1+	14.28+	0	0	0	1+	4-	4-	2-
	1.3+	56.8-	56.3-	1	14.28	0	0	0	1	3	3	0
HARDY CTY	10,156	9.64	98	57	58.16	1	1	0	4	49	60	3
TOTAL	10,930	9.17	92	28	30.33	0	2	1	4	40	37	8
NUMERICAL CHANGE	126+	.47+	6+	29+	27.73+	1+	1-	0	4	40	37	8
PERCENT CHANGE	1.3+	5.1+	6.5+	103.6+	91.1+	1	50.0-	1	0	22.5+	8.1+	62.5-
RURAL	7,607	10.77	82	45	54.87	1	1	0	4	41	33	2
NUMERICAL CHANGE	7,532	8.89	67	24	35.82	0	2	1	3	33	27	1
PERCENT CHANGE	1.0+	21.1+	22.4+	87.5+	53.2+	1	50.0-	1	33.3+	24.2+	22.2+	100.0+
SHERIFF	81	19	12	63.15	0	0	0	0	2	4	13	0
NUMERICAL CHANGE	80	18	9	50.00	0	0	0	0	1	3	11	0
PERCENT CHANGE	1+	1+	3+	13.15+	0	0	0	1-	1-	1+	2+	0
STATE POLICE	81	63	33	52.36	1	1	0	0	2	37	20	2
NUMERICAL CHANGE	80	49	15	30.61	0	2	0	0	0	30	16	1
PERCENT CHANGE	1.6+	37.3-	36.0-	200.0+	568.8+	1+	50.0-	0	2+	7+	4+	1+
MUNICIPAL	2,549	6.27	15	12	75.00	0	0	0	0	8	7	1
NUMERICAL CHANGE	2,498	10.90	25	4	16.00	0	0	0	1	7	10	7
PERCENT CHANGE	51+	3.73-	9-	8+	59.00+	0	0	0	1-	1+	3-	6-
MOOREFIELD PD	2,293	2.18	5	4	80.00	0	0	0	0	5	0	0
NUMERICAL CHANGE	2,257	10.19	23	4	17.39	0	0	0	1	6	9	7
PERCENT CHANGE	1.6+	78.6-	78.3-	.0	360.0+	0	0	0	1-	1-	9-	7-
MARDENSVILLE PD	81	42.96	11	8	72.72	0	0	0	0	3	7	1
NUMERICAL CHANGE	80	8.29	2	0	.00	0	0	0	0	1	1	0
PERCENT CHANGE	15+	34.67+	9+	8+	72.72+	0	0	0	0	2+	6+	1+
HARRISON CTY	78,299	20.48	1604	337	21.00	3	4	11	32	348	1091	115
TOTAL	77,710	18.91	1471	382	25.96	4	4	26	27	356	915	139
NUMERICAL CHANGE	589+	1.57+	133+	45-	4.96-	1-	0	15-	5+	8-	176+	24-
PERCENT CHANGE	.8+	8.3+	9.0+	11.8-	19.1-	25.0-	.0	57.7-	18.5+	2.2-	19.2+	17.3-
RURAL	36,317	10.98	399	57	14.28	3	3	3	4	161	182	43
NUMERICAL CHANGE	35,916	8.90	320	81	25.31	3	1	6	12	121	119	58
PERCENT CHANGE	1.1+	23.4+	24.7+	29.6-	43.6-	.0	200.0+	50.0-	66.7-	33.1+	52.9+	25.9-

JAN THRU DEC 81-80

WEST VIRGINIA U C R CRIME INDEX REPORT

PAGE 14

IDENTIFIER	POPULATION	CRIME RATE	TOTAL OFFEN	TOTAL CLEARED	PERCENT CLEARED	MURDER	RAPE	ROBBERY	FEL ASHLT	BREAK ENTER	LARCENY THEFT	M/V THEFT
SHERIFF	81	183	4	2.18	0	0	1	0	0	76	97	9
NUMERICAL CHANGE	80	125	0	.00	0	0	0	0	0	47	60	18
PERCENT CHANGE	81	58+	4+	2.18+	0	0	1+	0	0	29+	37+	9-
		46.4+	*				*			61.7+	61.7+	50.0-
STATE POLICE	81	216	53	24.53	3	3	2	4	4	85	85	34
NUMERICAL CHANGE	80	195	81	41.33	3	1	2	12	12	74	59	40
PERCENT CHANGE	81	21+	28-	17.90-	0	2+	4-	9-	9-	11+	26+	6-
		10.8+	34.6-	40.9-	.0	200.0+	66.7-	66.7-	66.7-	14.9+	44.1+	15.0-
MUNICIPAL	81	41,982	1205	23.23	0	1	8	28	28	187	909	72
NUMERICAL CHANGE	80	41,794	1151	26.15	1-	3	20	15	235	235	796	81
PERCENT CHANGE	81	188+	54+	2.92-	1-	1-	12-	13+	48-	113+	113+	9-
		.4+	7.0-	11.2-	0	66.7-	68.0-	86.7+	20.4-	14.2+	14.2+	11.1-
BRIDGEPORT PD	81	6,725	257	49.80	0	0	0	0	0	19	231	7
NUMERICAL CHANGE	80	6,604	261	49.94	0	0	2-	0	0	12	232	15
PERCENT CHANGE	81	1.8+	1.5-	1.5+	0	0	0	0	0	7+	1-	8-
										58.3+	.4-	53.3-
CLARKSBURG PD	81	22,354	722	16.68	0	1	5	23	23	123	516	54
NUMERICAL CHANGE	80	22,371	650	16.92	1-	0	15	3	141	141	440	49
PERCENT CHANGE	81	17-	72+	1.4-	0	0	10-	20+	18-	18-	76+	5+
		.1-	11.1+	2.6-	0	66.7-	66.7+	66.7+	12.8-	17.3+	17.3+	10.2+
SALEM PD	81	2,729	101	5.94	0	0	1	4	4	26	64	6
NUMERICAL CHANGE	80	2,706	93	23.65	0	2	0	0	0	32	45	5
PERCENT CHANGE	81	23+	8+	17.71-	0	2-	1+	5-	5-	16-	19+	1+
		.8+	72.7-	74.9-	0	0	0	0	0	18.8-	42.2+	20.0+
SHINNISTON PD	81	3,088	3	.00	0	0	0	0	0	0	3	0
NUMERICAL CHANGE	80	3,059	6	.00	0	0	0	0	0	3	3	0
PERCENT CHANGE	81	.9+	50.8-	.00	0	0	0	0	0	0	0	0
										0	0	0
STONEMOOD PD	81	2,073	39	6.00	0	0	0	0	0	2	31	2
NUMERICAL CHANGE	80	2,058	48	6.25	0	0	0	3	3	10	32	3
PERCENT CHANGE	81	15+	13-	6.25-	0	0	0	3-	3-	8-	3.1-	3.1-
		.7+	27.1-							80.0-	3.1-	33.3-
AMMOORE PD	81	852	0	.00	0	0	0	0	0	0	0	0
NUMERICAL CHANGE	80	865	2	50.00-	0	0	0	0	0	2	0	0
PERCENT CHANGE	81	1.5-	0							0	0	0
										0	0	0
NUTTER FORT PD	81	2,101	60	38.33	0	0	2	1	1	9	46	2
NUMERICAL CHANGE	80	2,078	81	44.44	0	0	3	0	0	27	42	9
PERCENT CHANGE	81	23+	13-	6.11-	0	0	1-	1+	18-	18-	4+	7-
		1.1+	25.9-	13.7-	0	33.3-	33.3-	33.3-	66.7-	66.7-	9.5+	77.8-
LUMBERPORT PD	81	940	24	12.50	0	0	0	0	0	6	17	1
NUMERICAL CHANGE	80	939	9	11.11	0	0	0	0	0	7	12	0
PERCENT CHANGE	81	1+	15+	1.39+	0	0	0	0	0	1-	13+	1+
		.1+	166.7+	200.0+	0	0	0	0	0	14.3-	750.0+	0

IDENTIFIER	POPULATION	CRIME RATE	TOTAL OFFEN	TOTAL PERCENT CLEARED	MURDER	RAPE	ROBBERY	FEL ASSLT	BREAK ENTER	LARSENY THEFT	M/V THEFT	
LOST CREEK PD	602	3.52	2	1	50.00	0	0	0	0	1	1	0
NUMERICAL CHANGE	604	1.65	1	0	.00	0	0	0	1	0	0	0
PERCENT CHANGE	2-	1.67+	1+	1+	50.00+	0	0	0	0	1+	0	0
	.3-	101.2+	100.0+	κ	κ	κ	κ	κ	.0	κ	κ	κ
WEST MILFORD PD	518	1.93	1	0	.00	0	0	0	1	0	0	0
NUMERICAL CHANGE	510	.00	0	0	.00	0	0	0	0	0	0	0
PERCENT CHANGE	8+	1.93+	1+	0	.00	0	0	0	1+	0	0	0
	1.6+	.0	κ	κ	κ	κ	κ	κ	κ	κ	κ	κ
JACKSON CITY TOTAL	25,865	12.52	324	72	22.22	1	0	7	8	107	182	19
NUMERICAL CHANGE	25,794	11.39	294	47	13.98	0	3	0	7	76	194	14
PERCENT CHANGE	.3+	9.9+	10.2+	53.2+	39.0+	κ	κ	14.3+	40.8+	6.2-	35.7+	κ
	18,236	8.66	158	46	29.11	0	0	5	5	69	66	13
NUMERICAL CHANGE	18,204	6.33	119	23	19.32	0	2-	5+	3	43	63	8
PERCENT CHANGE	32+	2.13+	39+	23+	9.79+	0	κ	66.7+	26+	4.8+	62.3+	κ
	101	19.80	20	0	0	0	1	5	50	41	4	κ
NUMERICAL CHANGE	71	8.45	0	0	0	0	0	0	32	36	3	κ
PERCENT CHANGE	30+	14+	11.35+	134.3+	κ	κ	κ	κ	18+	5+	1+	κ
	57	45.61	26	0	0	0	4	0	19	25	9	κ
NUMERICAL CHANGE	48	35.81	17	0	0	2-	0	3	11	27	5	κ
PERCENT CHANGE	18.8+	52.9+	52.9+	28.8+	κ	κ	κ	κ	72.7+	7.4-	80.0+	κ
MUNICIPAL	7,629	21.75	166	26	15.66	1	0	2	3	38	116	6
NUMERICAL CHANGE	7,590	23.05	175	24	13.71	0	1	0	4	33	131	6
PERCENT CHANGE	.5+	1.30-	9-	2+	1.95+	1+	1-	1-	1-	5+	13-	0
	4,169	12.23	51	18	35.29	1	0	0	3	11	34	2
NUMERICAL CHANGE	4,126	13.57	56	21	37.50	0	1	0	4	8	40	3
PERCENT CHANGE	1.0+	1.34-	5-	3-	2.21-	1+	1-	0	1-	3+	6-	1-
	3,460	33.23	115	8	6.95	0	2	0	0	27	82	4
NUMERICAL CHANGE	3,464	34.35	119	3	2.52	0	0	0	0	25	91	3
PERCENT CHANGE	.1-	3.3-	3.4-	166.7+	175.8+	κ	κ	κ	κ	κ	κ	κ
	30,628	42.07	1289	311	24.12	0	5	13	60	410	730	73
NUMERICAL CHANGE	30,302	29.99	909	208	22.88	1	17	20	347	462	61	κ
PERCENT CHANGE	1.1+	40.3+	41.4+	49.5+	5.4+	κ	200.0+	23.5-	200.0+	18.2+	58.0+	19.7+
	1.1+	40.3+	41.4+	49.5+	5.4+	κ	200.0+	23.5-	200.0+	18.2+	58.0+	19.7+

JAN THRU DEC 81-80

PAGE 16 WEST VIRGINIA U C R CRIME INDEX REPORT

IDENTIFIER	POPULATION	CRIME RATE	TOTAL OFFEN	TOTAL CLEARED	PERCENT CLEARED	MURDER	RAPE	ROBBERY	FEL ASST	BREAK ENTER	LARCENY THEFT	MAY THEFT
RURAL	23,076	31.19	720	178	24.72	0	3	3	15	305	344	50
	22,822	26.66	604	149	24.66	1	1	12	9	268	271	42
NUMERICAL CHANGE	254+	4.53+	116+	29+	.06+	1-	2+	9-	6+	37+	73+	8+
PERCENT CHANGE	1.1+	17.9+	19.2+	19.5+	.2+	200.0+	75.0-	66.7+	13.8+	26.9+	19.0+	19.0+
SHERIFF	81	49	3	6.12	0	0	0	1	0	23	22	3
NUMERICAL CHANGE	80	0	0	0	0	0	0	0	0	1	7	0
PERCENT CHANGE	512.5+	41+	3+	6.12+	0	0	0	1+	0	22+	15+	3+
STATE POLICE	81	671	175	26.08	0	3	2	15	282	322	47	47
NUMERICAL CHANGE	80	596	149	25.00	1	2	12	9	267	264	42	42
PERCENT CHANGE	12.6+	17.4+	4.3+	1.08+	1-	2+	10-	6+	13+	58+	11.9+	11.9+
MUNICIPAL	7,552	75.34	569	133	23.37	0	0	10	45	105	386	23
NUMERICAL CHANGE	7,480	40.77	305	59	19.34	0	0	5	11	79	191	19
PERCENT CHANGE	1.0+	34.57+	264+	74+	4.83+	0	0	5+	34+	26+	195+	4+
CHARLES TOWN PD	2,892	124.13	359	65	18.10	0	0	6	22	73	247	11
NUMERICAL CHANGE	2,857	34.30	98	8	8.16	0	0	1	0	16	76	5
PERCENT CHANGE	1.2+	261.9+	266.3+	712.5+	121.8+	0	0	500.0+	22+	356.3+	225.0+	120.0+
SHEPHERDSTOWN PD	1,794	11.14	20	3	15.00	0	0	0	1	3	16	0
NUMERICAL CHANGE	1,791	26.24	47	7	14.89	0	0	1-	3	14	28	1
PERCENT CHANGE	.2+	57.5-	57.4-	57.1-	.7+	0	0	1-	66.7-	78.6-	42.9-	1-
RANSON PD	2,502	69.16	173	56	32.36	0	0	4	19	27	112	11
NUMERICAL CHANGE	2,471	47.75	118	31	25.27	0	0	2	6	25	77	8
PERCENT CHANGE	1.3+	44.8+	46.6+	80.6+	23.2+	0	0	100.0+	216.7+	8.0+	45.5+	37.5+
HARPERS FERRY PD	364	46.70	17	9	52.94	0	0	0	3	2	11	1
NUMERICAL CHANGE	361	116.34	42	13	30.95	0	0	1-	2	24	10	5
PERCENT CHANGE	.8+	59.9-	59.5-	30.8-	71.1+	0	0	1-	50.0+	91.7-	10.0+	80.0-
KANAMHA CITY TOTAL	226,309	53.49	12,159	2,296	18.88	16	62	335	447	2794	7648	857
NUMERICAL CHANGE	231,867	50.11	11,627	1,986	17.08	28	65	338	340	3,225	6,816	815
PERCENT CHANGE	2.6-	6.7+	4.6+	15.6+	10.5+	42.9-	4.6-	9-	31.5+	15.4-	12.2+	5.2+
RURAL	105,113	18.82	1,980	570	28.78	6	16	36	93	617	948	264
NUMERICAL CHANGE	109,017	15.92	1,737	471	27.11	14	19	41	49	612	760	242
PERCENT CHANGE	3,904-	2.90+	243+	99+	1.67+	57.1-	15.8-	12.2-	89.8+	5+	183+	22+

IDENTIFIER	POPULATION	CRIME RATE	TOTAL OFFEN	PERCENT CLEARED	MURDER	RAPE	ROBBERY	FEL ASHLT	BREAK ENTER	LARCENY THEFT	M/V THEFT
SHERIFF	583	215	36.87	3	4	10	52	155	246	113	
NUMERICAL CHANGE	414	135	32.60	4	14	8	19	106	174	89	
PERCENT CHANGE	169+	80+	4.27+	1-	10-	2+	33+	49+	72+	24+	
	40.8+	59.3+	13.1+	25.0-	71.4-	25.0+	173.7+	46.2+	41.4+	27.0+	
STATE POLICE	1397	355	25.41	3	12	26	41	462	702	151	
NUMERICAL CHANGE	1323	376	25.39	10	5	33	30	506	586	153	
PERCENT CHANGE	74+	19+	.02+	7-	7+	4-	11+	4-	116+	1.3-	
	5.6+	5.7+	.1+	70.0-	140.0+	21.2-	36.7+	8.7-	19.8+	1.3-	
MUNICIPAL	121,196	83.97	10179	1726	16.95	10	46	299	354	2177	6700
NUMERICAL CHANGE	122,850	80.50	9890	1515	15.31	14	46	297	291	2613	6056
PERCENT CHANGE	1,654-	3.47+	289+	211+	1.64+	4-	2+	63+	436-	644+	20+
	1.3-	4.3+	2.9+	13.9+	10.7+	28.6-	.0	.7+	21.6+	16.7-	10.6+
BELLE PD	1,603	.00	0	.00	0	0	0	0	0	0	0
NUMERICAL CHANGE	1,621	.00	0	.00	0	0	0	0	0	0	0
PERCENT CHANGE	1.1-										
CHARLESTON PD	62,916	130.61	8220	1326	16.10	10	39	282	321	1751	5349
NUMERICAL CHANGE	63,968	123.00	7870	1139	14.67	13	43	278	256	2088	4742
PERCENT CHANGE	1,052-	7.61+	350+	185+	1.63+	3-	4+	4+	65+	337-	1607+
	1.6-	6.2+	4.4+	16.2+	11.3+	23.1-	9.3-	1.4+	23.4+	16.1-	12.8+
DUNBAR PD	9,291	50.26	467	120	25.69	0	3	6	16	73	342
NUMERICAL CHANGE	9,285	35.32	328	93	28.35	0	2	5	23	109	173
PERCENT CHANGE	.1+	14.94+	13+	27+	2.66-	0	1+	1+	7-	36-	169+
	.1+	42.3+	42.4+	29.0+	9.4-	50.0+	20.0+	30.4-	33.0-	97.7+	68.8+
NITRO PD	8,014	24.58	197	5	2.53	0	2	2	0	80	109
NUMERICAL CHANGE	8,074	31.70	256	6	2.34	0	1	0	79	164	12
PERCENT CHANGE	.7-	7.12-	59-	1-	.19+	0	2+	1+	0	1+	55-
	.7-	22.5-	23.0-	16.7-	8.1+	100.0+	100.0+	1.3+	33.5-	66.7-	
ST ALBANS PD	12,364	52.24	646	147	22.75	0	0	6	159	429	46
NUMERICAL CHANGE	12,402	61.44	762	143	18.76	0	3	1	156	557	35
PERCENT CHANGE	.3-	9.20-	116-	4+	3.99+	0	0	3+	3+	138-	11+
	.3-	15.0-	15.2-	2.8+	21.3+	100.0+	50.0+	1.9+	24.3-	31.4+	
SOUTH CHARLESTON PD	15,776	31.49	497	91	18.30	0	2	3	4	66	383
NUMERICAL CHANGE	15,968	33.43	536	121	22.65	1	7	7	109	359	50
PERCENT CHANGE	192-	3.94-	37-	30-	4.35-	1-	1+	4-	43-	26+	11-
	1.2-	5.8-	6.9-	24.8-	19.2-	100.0+	57.1-	42.9-	39.4-	6.7+	22.0-
CHESAPEAKE PD	2,281	10.08	23	6	26.08	0	0	2	9	9	3
NUMERICAL CHANGE	2,364	14.80	35	6	17.14	0	0	3	19	13	0
PERCENT CHANGE	83-	4.72-	12-	0	8.94+	0	0	1-	10-	4-	3+
	3.5-	31.9-	34.3-	.0	52.2+	0	0	33.3-	52.6-	30.8-	
MARMET PD	2,211	11.30	25	10	40.00	0	0	0	17	8	0
NUMERICAL CHANGE	2,196	24.13	53	0	.00	0	0	0	27	18	7
PERCENT CHANGE	.7+	12.83-	28-	10+	40.00+	0	0	0	10-	10-	7-
	.7+	53.2-	52.8-	10+	40.00+	0	0	0	37.0-	55.6-	

IDENTIFIER	POPULATION	CRIME RATE	TOTAL OFFEN	TOTAL CLEARED	PERCENT CLEARED	MURDER	RAPE	ROBBERY	FEL ASHLT	BREAK ENTER	LARCENY THEFT	M/V THEFT
EAST BANK PD	1,159	10.35	12	2	16.66	0	0	0	1	9	0	2
	1,155	10.38	12	3	25.00	0	0	0	0	11	1	0
	4+	.03-	0	1-	8.34-	0	0	0	1+	2-	1-	2+
	3+	.3-	0	33.3-	33.4-	0	0	0	M	18.2-	M	M
GLASGOW PD	987	8.10	8	0	.00	0	0	0	0	0	0	0
	1,031	7.96	1	0	.00	0	0	0	0	1	0	0
	4+	7.14+	7+	0	.00	0	0	0	0	1-	0+	0
	4.3-	743.8+	700.0+						M	M	M	M
CLENDENIN PD	1,223	20.44	25	14	56.00	0	0	0	0	0	24	1
	1,373	4.36	6	2	33.33	0	0	0	0	0	0	0
	1,150	16.08+	19+	12+	22.67+	0	0	0	0	0	18+	1+
	10.9-	368.8+	316.7+	600.0+	68.0+	0	0	0	0	0	300.0+	M
CEDAR GROVE PD	1,453	3.44	5	3	60.00	0	0	0	1	4	0	0
	1,479	.67	1	1	100.00	0	0	0	0	1	0	0
	26-	2.77+	4+	2+	40.00-	0	0	0	1+	3+	0	0
	1.8-	413.4+	400.0+	200.0+	48.0-	0	0	0	M	300.0+	0	0
PRATT PD	801	.00	0	0	.00	0	0	0	0	0	0	0
	821	8.52	7	1	14.28	0	0	0	0	6	0	1
	20-	8.52-	7-	1-	14.28-	0	0	0	0	6-	0	1-
	2.4-	.0	M	M	M	0	0	0	M	M	0	M
HANDLEY PD	637	4.70	3	1	33.33	0	0	0	0	2	1	0
	633	15.79	10	0	.00	0	0	0	1	3	2	2
	6+	11.09-	7-	1+	33.33+	0	0	0	1-	1-	1-	2-
	.6+	70.2-	70.0-	M	M	0	0	0	M	33.3-	50.0-	M
M VA ST COLLEGE SECURITY	480	106.24	51	3	5.88	0	0	0	3	7	38	3
	480	31.24	15	0	.00	0	0	0	0	4	11	0
	0	75.00+	36+	3+	5.88+	0	0	0	3+	3+	27+	3+
	.0	240.1+	240.0+	M	M	0	0	0	M	75.0+	245.5+	M
LEWIS CITY TOTAL	19,092	8.43	161	25	15.52	0	1	1	1	62	106	10
	18,813	13.23	249	13	5.22	0	1	1	3	87	139	18
	18,279+	4.80-	88-	12+	10.30+	0	0	0	2-	45-	33-	8-
	1.5+	36.3-	35.3-	92.3+	197.3+	0	0	0	66.7-	51.7-	23.7-	44.4-
RURAL	12,753	7.21	92	19	20.65	0	1	1	1	27	59	3
	12,563	13.76	173	13	7.51	0	1	1	1	80	73	15
	190+	6.55-	81-	6+	13.14+	0	0	0	2-	53-	14-	12-
	1.5+	47.6-	46.8-	46.2+	175.0+	0	0	0	66.7-	66.3-	19.2-	80.0-
SHERIFF	81		49	4	8.16	0	1	0	0	7	39	2
	80		99	4	4.04	0	0	0	0	52	42	5
			50-	0	4.12+	0	1+	0	0	45-	3-	3-
			50.5-	.0	102.0+	0	M	0	0	86.5-	7.1-	60.0-

IDENTIFIER	POPULATION	CRIME RATE	TOTAL OFFEN	TOTAL CLEARED	PERCENT CLEARED	MURDER	RAPE	ROBBERY	FEL ASSLT	BREAK ENTER	LARCENY THEFT	M/V THEFT
STATE POLICE 81	43	15	34.88	0	0	0	0	1	1	20	20	1
NUMERICAL CHANGE 80	74	12.16	0	0	0	0	0	1	3	28	31	10
PERCENT CHANGE	31-	6+	22.72+	0	0	0	0	0	2-	8-	11-	9-
	41.9-	66.7+	186.8+					.0	66.7-	28.6-	35.5-	90.0-
MUNICIPAL	6,339	10.88	69	6	8.69	0	0	0	0	15	47	7
NUMERICAL CHANGE 80	6,250	12.16	76	0	.00	0	0	0	0	7	66	3
PERCENT CHANGE	.89+	1.28-	7-	6+	8.69+	0	0	0	0	8+	19-	4+
	1.4+	10.5-	9.2-	*	*			0	114.3+	28.8-	133.3+	
WESTON PD	6,339	10.88	69	6	8.69	0	0	0	0	15	47	7
NUMERICAL CHANGE 80	6,250	12.16	76	0	.00	0	0	0	0	7	66	3
PERCENT CHANGE	.89+	1.28-	7-	6+	8.69+	0	0	0	0	8+	19-	4+
	1.4+	10.5-	9.2-	*	*			0	114.3+	28.8-	133.3+	
LINCOLN CTY TOTAL	23,119	10.21	237	78	32.91	2	9	3	15	106	52	50
NUMERICAL CHANGE 80	23,675	9.79	232	79	34.05	4	6	5	13	100	44	60
PERCENT CHANGE	.486-	.42+	5+	1-	1.14-	2-	3+	2-	2-	6+	8+	10-
	2.1-	4.3+	2.2+	1.3-	3.3-	50.0-	50.0+	40.0-	15.4+	6.0+	18.2+	16.7-
RURAL	21,984	10.55	232	76	32.75	2	9	3	15	104	49	50
NUMERICAL CHANGE 80	22,472	10.15	228	75	32.89	4	6	5	13	100	40	60
PERCENT CHANGE	.472-	.40+	4+	1+	.14-	2-	3+	2-	2+	4+	9+	10-
	2.1-	3.9+	1.8+	1.3+	.4-	50.0-	50.0+	40.0-	15.4+	4.0+	22.5+	16.7-
SHERIFF	51	20	39.21	1	5	0	0	0	8	20	9	8
NUMERICAL CHANGE 80	0	0	.00	0	0	0	0	0	0	0	0	0
PERCENT CHANGE	51+	20+	39.21+	1+	5+	0	0	0	8+	20+	9+	8+
	*	*	*	*	*			0	*	*	*	*
STATE POLICE 81	181	56	30.93	1	4	3	3	7	7	84	40	42
NUMERICAL CHANGE 80	228	75	32.89	4	6	5	5	13	13	100	40	60
PERCENT CHANGE	47-	19-	1.96-	3-	2-	2-	2-	6-	6-	16-	0	18-
	20.6-	25.3-	6.0-	75.0-	33.3-	40.0-	46.2-	16.0-	30.0-			
MUNICIPAL	1,205	4.16	5	2	40.00	0	0	0	0	2	3	0
NUMERICAL CHANGE 80	1,219	3.28	4	4	100.00	0	0	0	0	0	4	0
PERCENT CHANGE	.14-	.86+	1+	2-	60.00-	0	0	0	0	2+	1-	0
	1.1-	26.2+	25.0+	50.0-	60.0-				*	25.0-		
HAMLIN PD	1,205	4.16	5	2	40.00	0	0	0	0	2	3	0
NUMERICAL CHANGE 80	1,219	3.28	4	4	100.00	0	0	0	0	0	4	0
PERCENT CHANGE	.14-	.86+	1+	2-	60.00-	0	0	0	0	2+	1-	0
	1.1-	26.2+	25.0+	50.0-	60.0-				*	25.0-		
LOGAN CTY TOTAL	51,040	17.70	904	387	42.80	8	3	14	39	281	398	161
NUMERICAL CHANGE 80	50,679	18.92	959	188	19.60	2	5	21	33	297	413	188
PERCENT CHANGE	361+	1.22-	55-	199+	23.20+	6+	7-	6+	6+	16-	15-	27-
	5.7+	6.4-	5.7-	105.9+	118.4+	300.0+	40.0-	33.3-	18.2+	5.4-	3.6-	14.4-

JAN THRU DEC 81-80

PAGE 20 WEST VIRGINIA U C R CRIME INDEX REPORT

IDENTIFIER	POPULATION	CRIME RATE	TOTAL OFFEN	TOTAL CLEARED	PERCENT CLEARED	MURDER	RAPE	ROBBERY	FEL ASSLT	BREAK ENTER	LARCENY THEFT	M/V THEFT
RURAL	45,506	19.20	874	373	42.67	8	2	14	32	275	385	158
NUMERICAL CHANGE	45,133	20.76	183	19.50	2	5	21	32	293	403	182	182
PERCENT CHANGE	.8+	7.5-	6.5-	103.8+	118.8+	300.0+	60.0-	33.3-	.0	6.1-	4.5-	13.2-
SHERIFF	81	80	22	27.50	3	0	2	7	16	37	15	15
NUMERICAL CHANGE	80	32	26	81.25	0	0	1	7	8	12	4	4
PERCENT CHANGE	4+	4-	53.75-	66.2-	0	0	100.0+	0	100.0+	208.3+	275.0+	11+
STATE POLICE	81	794	351	44.20	5	2	12	25	259	348	143	143
NUMERICAL CHANGE	80	906	157	17.32	2	3	20	25	285	391	178	178
PERCENT CHANGE	.1+	42.6+	42.9+	180.0+	96.1+	0	1+	0	600.0+	50.0+	30.0+	50.0-
MUNICIPAL	5,534	5.42	30	14	46.66	0	1	0	7	6	13	3
NUMERICAL CHANGE	5,526	3.88	21	5	23.80	0	0	0	1	4	10	6
PERCENT CHANGE	.1+	42.6+	42.9+	180.0+	96.1+	0	1+	0	600.0+	50.0+	30.0+	50.0-
LOGAN PD	3,037	2.96	9	9	100.00	0	0	0	0	0	5	0
NUMERICAL CHANGE	3,029	.08	0	0	.00	0	0	0	0	0	0	0
PERCENT CHANGE	.3+	2.96+	9+	9+	100.00+	0	0	0	0	0	5+	0
MAN PD	1,345	16.86	20	4	20.00	0	1	0	3	6	7	3
NUMERICAL CHANGE	1,335	5.08	12	2	16.66	0	1+	0	1	1	5	5
PERCENT CHANGE	.9+	65.1+	66.7+	100.0+	20.0+	0	0	0	200.0+	500.0+	40.0+	40.0-
CHAPMANVILLE PD	1,151	.86	1	1	100.00	0	0	0	0	0	1	0
NUMERICAL CHANGE	1,164	7.73	9	3	33.33	0	0	0	0	3	5	1
PERCENT CHANGE	1.1-	88.9-	88.9-	66.7-	200.0+	0	0	0	0	3-	80.0-	0
MCDONELL CITY TOTAL	50,059	6.61	331	119	35.95	8	4	11	20	182	74	32
NUMERICAL CHANGE	49,859	4.64	232	102	43.96	10	4	7	19	102	48	42
PERCENT CHANGE	.3+	42.5+	42.7+	16.7+	18.2-	20.0-	0	57.1+	5.3+	78.4+	54.2+	23.8-
RURAL	36,001	8.16	294	105	35.71	8	4	9	17	162	66	28
NUMERICAL CHANGE	36,204	5.91	214	99	46.26	10	4	6	16	90	64	42
PERCENT CHANGE	.6-	38.1+	37.4+	6.1+	22.8-	20.0-	0	50.0+	5.6-	80.0+	50.0+	33.3-
SHERIFF	81	30	27	90.00	2	0	0	0	0	15	12	1
NUMERICAL CHANGE	80	11	11	100.00	1	0	0	0	1	2	7	0
PERCENT CHANGE	172.7+	145.5+	10.0-	100.0-	1+	0	0	0	650.0+	71.4+	1+	0

IDENTIFIER	POPULATION	CRIME RATE	TOTAL OFFEN	TOTAL CLEARED	PERCENT CLEARED	MURDER	RAPE	ROBBERY	FEL ASHLT	BREAK ENTER	LARCENY THEFT	M/V THEFT
STATE POLICE	81	264	78	29.54	6	4	9	17	147	54	27	
	80	203	88	43.34	9	4	6	17	88	37	42	
		373+	61+	10-	3-	0	3+	0	59+	17+	15-	
		2.7+	30.0+	11.4-	33.3-	.0	50.0+	.0	67.0+	45.9+	35.7-	
MUNICIPAL	81	14,068	37	14	37.83	0	0	2	3	20	8	4
	80	13,695	18	3	16.66	0	0	1	1	12	4	0
		373+	19+	11+	21.17+	0	0	1+	2+	8+	4+	4+
		2.7+	100.0+	105.6+	366.7+	127.1+	100.0+	200.0+	66.7+	100.0+	*	
KEYSTONE PD	81	894	0	0	.00	0	0	0	0	0	0	0
	80	902	0	0	.00	0	0	0	0	0	0	0
		8-	0	0	.00	0	0	0	0	0	0	0
		.9-										
MAR PD	81	2,172	1	0	.00	0	0	0	0	0	1	0
	80	2,158	0	0	.00	0	0	0	0	0	0	0
		1.4+	1+	0	.00	0	0	0	0	0	1+	0
		.6+	*								*	
WELCH PD	81	3,888	0	0	.00	0	0	0	0	0	0	0
	80	3,885	0	0	.00	0	0	0	0	0	0	0
		3+	0	0	.00	0	0	0	0	0	0	0
		.1+										
ANAMALT PD	81	634	0	0	.00	0	0	0	0	0	0	0
	80	652	0	0	.00	0	0	0	0	0	0	0
		1.6-	0	0	.00	0	0	0	0	0	0	0
		2.8-										
GARY PD	81	2,238	5	1	28.00	0	0	1	0	3	1	0
	80	2,233	4	1	25.00	0	0	1	0	1	2	0
		5+	1+	0	5.00-	0	0	0	0	2+	1-	0
		.2+	24.6+	25.0+	20.0-	.0	.0	.0	200.0+	50.0-		
NORTH FORK PD	81	650	2	2	100.00	0	0	0	1	0	1	0
	80	650	9	1	11.11	0	0	0	0	7	2	0
		10-	7-	1+	86.89+	0	0	0	1+	7-	1-	0
		1.5-	77.8-	100.0+	800.1+				*	50.0-		
DAVY PD	81	890	0	0	.00	0	0	0	0	0	0	0
	80	882	0	0	.00	0	0	0	0	0	0	0
		8+	0	0	.00	0	0	0	0	0	0	0
		.9+										
KIMBALL PD	81	864	12	0	.00	0	0	1	0	6	4	1
	80	871	5	1	20.00	0	0	0	1	4	0	0
		7-	8.14+	7+	20.00-	0	0	1+	2+	2+	4+	1+
		.8-	141.8+	140.0+	*	*	*	*	50.0+	*	*	*
IEAGER PD	81	892	3	1	33.33	0	0	0	0	0	0	3
	80	835	0	0	.00	0	0	0	0	0	0	0
		31-	3+	1+	33.00	0	0	0	0	0	0	3+
		3.7-	.0	*	*							*

JAN THRU DEC 81-80

WEST VIRGINIA U C R CRIME INDEX REPORT

IDENTIFIER	POPULATION	CRIME RATE	TOTAL OFFEN	TOTAL CLEARED	MURDER	RAPE	ROBBERY	FEL ASST	BREAK ENTER	LARCENY THEFT	M/V THEFT			
BRADSHAM PD	81	1,036	13.51	14	10	71.42	0	0	0	2	2	11	1	0
	80	619	0.00	0	0	0.00	0	0	0	0	0	0	0	0
	PERCENT CHANGE	417+	13.51+	14+	10+	71.42+	0	0	0	2+	2+	11+	1+	0
		67.4+	.0	M	M	M	M	M	M	M	M	M	M	M
MARION CTY	81	66,211	25.65	1699	328	19.30	2	13	45	23	596	871	149	165
	80	65,789	19.74	1299	318	24.88	4	14	36	36	401	713	185	185
	NUMERICAL CHANGE	422+	5.91+	400+	10+	5.18-	2-	9+	9+	13-	195+	158+	14+	14+
	PERCENT CHANGE	.6+	29.9+	30.8+	3.1+	21.2-	50.0-	25.0+	25.0+	36.1-	48.6+	22.2+	41.9+	41.9+
RURAL	81	33,893	13.12	445	156	35.05	2	2	8	8	182	175	68	68
	80	33,773	9.28	311	138	44.37	2	2	3	3	113	117	51	51
	NUMERICAL CHANGE	120+	3.92+	134+	18+	9.32-	0	0	5+	5+	69+	58+	17+	17+
	PERCENT CHANGE	.4+	42.6+	43.1+	13.0+	21.0-	.0	166.7+	65.2-	61.1+	49.6+	33.3+	33.3+	33.3+
SHERIFF	81	303	28.71	87	28.71	1	2	5	8	8	131	121	35	35
	80	177	63	35.59	0	0	0	18	66	66	66	69	24	24
	NUMERICAL CHANGE	126+	6.88-	24+	6.88-	1+	2+	5+	10-	65+	52+	11+	11+	11+
	PERCENT CHANGE	71.2+	38.1+	19.3-	M	M	M	55.6-	98.5+	75.4+	45.8+	45.8+	45.8+	45.8+
STATE POLICE	81	142	48.59	69	48.59	1	0	3	8	8	51	54	33	33
	80	134	75	55.37	2	2-	3	5	47	47	48	48	27	27
	NUMERICAL CHANGE	8+	6-	7.38-	1-	2-	0	0	4+	4+	4+	6+	6+	6+
	PERCENT CHANGE	6.0+	8.0-	13.2-	50.0-	M	M	.0	8.5+	8.5+	12.5+	12.5+	12.5+	12.5+
MUNICIPAL	81	32,318	38.79	1254	172	13.71	0	11	37	15	414	696	81	81
	80	32,016	30.85	988	180	18.21	2	2	33	13	288	596	54	54
	NUMERICAL CHANGE	302+	7.94+	266+	8-	4.50-	2-	9+	44+	2+	126+	100+	27+	27+
	PERCENT CHANGE	.9+	25.7+	26.9+	4.4-	24.7-	M	450.0+	12.1+	15.4+	43.8+	16.8+	50.0+	50.0+
FAIRMONT PD	81	24,131	49.93	1205	170	14.10	0	11	35	15	395	676	73	73
	80	23,863	41.27	985	178	18.07	2	2	33	13	285	596	54	54
	NUMERICAL CHANGE	268+	8.66+	220+	8-	3.97-	2-	9+	2+	2+	110+	80+	19+	19+
	PERCENT CHANGE	1.1+	21.0+	22.3+	4.5-	22.0-	M	450.0+	6.1+	15.4+	38.6+	13.4+	35.2+	35.2+
MANNINGTON PD	81	3,049	13.11	40	0	.00	0	0	2	0	10	20	8	8
	80	3,036	12.79+	39+	0	100.00-	0	0	0	0	0	0	0	0
	NUMERICAL CHANGE	13+	12.79+	39+	0	100.00-	0	0	2+	0	9+	20+	8+	8+
	PERCENT CHANGE	.4+	3996.9+	3900.0+	M	M	M	M	900.0+	M	M	M	M	M
RIVESVILLE PD	81	1,342	.00	0	0	.00	0	0	0	0	0	0	0	0
	80	1,327	.00	0	0	.00	0	0	0	0	0	0	0	0
	NUMERICAL CHANGE	15+	.00	0	0	.00	0	0	0	0	0	0	0	0
	PERCENT CHANGE	1.1+	M	M	M	M	M	M	M	M	M	M	M	M
MONONGAH PD	81	1,142	1.75	2	1	50.00	0	0	0	0	2	0	0	0
	80	1,132	1.75+	2	0	0.00	0	0	0	0	0	0	0	0
	NUMERICAL CHANGE	10+	1.75+	2+	1+	50.00+	0	0	0	0	2+	0	0	0
	PERCENT CHANGE	.9+	.0	M	M	M	M	M	M	M	M	M	M	M

JAN THRU DEC 81-80

WEST VIRGINIA U C R CRIME INDEX REPORT

PAGE 23

IDENTIFIER	POPULATION	CRIME RATE	TOTAL OFFEN	TOTAL CLEARED	PERCENT CLEARED	MURDER	RAPE	ROBBERY	FEL ASST	BREAK ENTER	LARCENY THEFT	M/V THEFT
FAIRVIEW PD	768	1.30	1	0	.00	0	0	0	0	1	0	0
NUMERICAL CHANGE	759	1.30+	1+	0	.00	0	0	0	0	1+	0	0
PERCENT CHANGE	1.2+	.0	*		.00	0	0	0	0	*	0	0
FARMINGTON PD	587	10.22	6	1	16.66	0	0	0	0	6	0	0
NUMERICAL CHANGE	583	3.43	2	1	50.00	0	0	0	0	2	0	0
PERCENT CHANGE	.7+	6.79+	4+	0	33.34-	0	0	0	0	4+	0	0
		198.0+	200.0+	.0	66.7-					200.0+		
GRANT TOWN PD	968	.00	0	0	.00	0	0	0	0	0	0	0
NUMERICAL CHANGE	987	.00	0	0	.00	0	0	0	0	0	0	0
PERCENT CHANGE	1.9-	.00	0	0	.00	0	0	0	0	0	0	0
1.9-												
WORTHINGTON PD	331	.00	0	0	.00	0	0	0	0	0	0	0
NUMERICAL CHANGE	329	.00	0	0	.00	0	0	0	0	0	0	0
PERCENT CHANGE	.6+	.00	0	0	.00	0	0	0	0	0	0	0
*****	*****	*****	*****	*****	*****	*****	*****	*****	*****	*****	*****	*****
MARSHALL CITY TOTAL	41,824	25.95	1086	178	16.39	0	1	4	4	331	643	103
NUMERICAL CHANGE	41,412	25.03	1037	150	14.46	2	3	8	11	257	682	74
PERCENT CHANGE	1.0+	3.7+	4.7+	28+	1.93+	2-	2-	4-	7-	39-	39-	29+
		1.0+	4.7+	18.7+	13.3+	*	66.7-	50.0-	63.6-	28.8+	5.7-	39.2+
RURAL	21,463	8.99	193	27	13.98	0	1	1	3	194	56	28
NUMERICAL CHANGE	21,248	6.35	135	11	8.14	2	2	2	2	65	42	20
PERCENT CHANGE	1.0+	41.6+	43.0+	165.5+	71.7+	*	50.0-	50.0-	50.0+	60.0+	33.3+	40.0+
SHERIFF	81	108	10	9.25	0	0	1	1	0	68	29	10
NUMERICAL CHANGE	80	76	0	.00	0	0	1+	1+	1	42	21	12
PERCENT CHANGE		42.1+	*		*		*	*	*	61.9+	38.1+	16.7-
STATE POLICE	81	85	17	20.00	0	1	0	3	3	36	27	18
NUMERICAL CHANGE	80	59	11	18.64	2	2	2	2	1	23	21	8
PERCENT CHANGE		44.1+	54.5+	7.3+	*	50.0-	*	200.0+	20.2+	13+	6+	10+
MUNICIPAL	20,361	43.85	893	151	16.90	0	0	3	1	227	587	75
NUMERICAL CHANGE	20,164	44.73	902	139	15.41	0	1	6	9	192	640	54
PERCENT CHANGE	1.0+	2.0-	1.0-	8.6+	9.7+	0	1-	3-	8-	35+	53-	21+
BENHOOD PD	2,016	70.93	143	73	51.04	0	1	1	1	21	118	2
NUMERICAL CHANGE	1,994	61.68	123	70	56.91	0	0	2	1	15	101	4
PERCENT CHANGE	1.1+	15.0+	16.3+	4.3+	10.3-	0	0	50.0-	0	40.0+	16.8+	50.0-

JAN THRU DEC 81-80

WEST VIRGINIA U C R CRIME INDEX REPORT

PAGE 24

IDENTIFIER	POPULATION	CRIME RATE	TOTAL OFFEN	TOTAL CLEARED	PERCENT CLEARED	MURDER	RAPE	ROBBERY	FEL ASLT	BREAK ENTER	LARCENY THEFT	M/V THEFT
CAMERON PD	1,488	1.34	2	0	.00	0	0	0	0	1	1	0
	1,474	2.03	3	0	.00	0	0	0	0	2	1	0
	14+	.69-	1-	0	.00	0	0	0	0	1-	0	0
	.9+	34.0-	33.3-							50.0-	.0	
GLEN DALE PD	1,891	16.39	31	12	38.70	0	0	0	0	8	18	5
	1,875	29.33	55	9	16.36	0	1	0	2	15	36	1
	16+	12.94-	24-	3+	22.34+	0	1-	0	2-	7-	18-	4+
	.9+	44.1-	43.6-	33.3+	136.6+					46.7-	50.0-	400.0+
MCMECHEN PD	2,431	4.93	12	1	8.33	0	0	0	0	3	9	0
	2,402	4.83	2	1	50.00	0	0	0	0	2	0	0
	29+	4.10+	10+	0	41.67-					1+	9+	0
	1.2+	494.0+	500.0+	.0	83.3-					50.0+		
MOUNDSVILLE PD	12,535	56.23	705	65	9.21	0	0	2	0	194	441	68
	12,419	57.89	719	59	8.20	0	0	4	6	158	502	49
	116+	1.66-	14-	6+	1.01+	0	0	2-	6-	36+	61-	19+
	.9+	2.9-	1.9-	10.2+	12.3+			50.0-		22.8+	12.2-	38.8+
MASON CTY TOTAL	27,274	15.14	413	69	16.70	0	1	3	20	127	249	11
	27,065	17.56	475	60	12.63	2	3	13	12	122	301	27
	.8+	2.42-	62-	9+	4.07+	5-	1-	5+	5+	5+	52-	16-
	.8+	13.8-	13.1-	15.0+	38.2+		50.0-	66.7+	33.3+	4.1+	17.3-	59.3-
RURAL	17,029	9.27	158	24	15.18	0	0	0	13	65	73	5
	16,820	15.99	269	40	16.86	5	2	2	14	82	143	21
	1.2+	6.72-	111-	16-	.32+	5-	2-	2-	7.1-	17-	68-	16-
		42.0-	41.3-	40.0-	2.2+					20.7-	47.6-	76.2-
SHERIFF												
			116	10	8.62	0	0	0	7	49	56	4
			210	7	3.33	3	2	0	7	65	120	13
			94-	3+	5.28+	3-	2-	0	0	16-	64-	0-
			44.8-	42.9+	156.9+				.0	24.6-	53.3-	69.2-
STATE POLICE												
			42	14	33.33	0	0	0	6	16	19	1
			59	33	55.93	2	0	2	7	17	23	8
			17-	19-	22.60-	2-	0	2-	1-	1-	4-	7-
			28.8-	57.6-	40.4-				14.3-	5.9-	17.4-	87.5-
MUNICIPAL	10,245	24.88	255	45	17.64	0	1	5	7	62	174	6
	10,225	20.14	206	20	9.70	0	0	1	1	40	158	6
	.2+	4.74+	49+	25+	7.94+	0	1+	4+	6+	22+	16+	0
	.2+	23.5+	23.8+	125.0+	81.9+			400.0+	600.0+	55.0+	10.1+	.0
POINT PLEASANT PD	5,721	41.77	239	39	16.31	0	1	5	5	52	171	5
	5,682	32.73	186	18	9.67	0	1	1	1	31	149	4
	33+	9.04+	35+	21+	6.64+	0	1+	4+	4+	21+	22+	1+
	.7+	27.6+	28.5+	116.7+	66.7+			400.0+	400.0+	67.7+	14.8+	25.0+

IDENTIFIER	POPULATION	CRIME RATE	TOTAL OFFEN	PERCENT CLEARED	MURDER	RAPE	ROBBERY	FEL ASHLT	BREAK ENTER	LARCENY THEFT	M/V THEFT
NEW HAVEN PD	1,739	5.17	9	33.33	0	0	0	1	5	3	0
	1,723	1.16	2	50.00	0	0	0	0	1	0	1
	16+	4.01+	7+	16.87-	0	0	0	1+	4+	3+	1-
	.9+	345.7+	350.0+	200.0+	33.3-			* 400.0+		* *	* *
MASON PD	1,392	3.59	5	40.00	0	0	0	1	3	0	1
	1,352	4.88	7	14.28	0	0	0	0	2	5	0
	40-	1.29-	2-	25.72+	0	0	0	1+	1+	5-	1+
	2.8-	26.4-	28.6-	180.1+				* 50.0+		* *	* *
HENDERSON PD	604	3.31	2	50.00	0	0	0	0	2	0	0
	604	18.21	11	.00	0	0	0	0	6	4	1
	0	14.90-	9-	50.00+	0	0	0	0	4-	4-	1-
	.0	81.8-	81.8-	* *				* 66.7-		* *	* *
HARTFORD PD	558	.00	0	.00	0	0	0	0	0	0	0
	556	.00	0	.00	0	0	0	0	0	0	0
	2+	.00	0	.00	0	0	0	0	0	0	0
	.4+										
LEON PD	231	.00	0	.00	0	0	0	0	0	0	0
	228	.00	0	.00	0	0	0	0	0	0	0
	3+	.00	0	.00	0	0	0	0	0	0	0
	1.3+										
MERCER CTY	74,131	20.61	1529	317	20.73	9	31	95	555	758	78
	73,862	19.94	1475	201	13.62	5	4	26	521	797	85
	189+	3.67+	54+	116+	7.11+	4+	1-	6-	34+	39-	7-
	.3+	3.4+	3.7+	57.7+	52.2+	80.0+	25.0-	16.2-	265.4+	6.5+	4.9-
RURAL	46,889	9.10	427	130	30.44	3	0	66	156	169	29
	46,704	3.72	174	20	11.49	0	0	2	70	82	19
	185+	5.38+	253+	110+	18.95+	3+	0	64+	86+	87+	11+
	.4+	144.6+	145.4+	550.0+	164.9+	* *	100.0+3200.0+	122.9+	106.1+	61.1+	61.1+
SHERIFF	81	246	84	34.14	0	0	0	2	61	90	86
	80	7	100.00	0	0	0	0	0	6	0	0
		239+	77+	65.86-	0	0	0	1+	84+	86+	7+
		3414.3+1100.0+	65.9-				100.0+	* 1400.0+	* *	* *	* *
STATE POLICE	81	181	46	25.41	3	0	2	5	66	83	22
	80	167	13	17.78	0	0	1	2	64	82	18
		14+	33+	17.83+	3+	0	1+	3+	2+	1+	4+
		8.4+	253.8+	226.6+	* *	100.0+	150.0+	3.1+	1.2+	22.2+	22.2+
MUNICIPAL	27,242	40.44	1102	187	16.96	6	3	27	399	589	69
	27,238	47.75	1301	181	13.91	5	4	35	451	713	67
	4+	7.31-	199-	6+	3.05+	1+	1-	8-	52-	126-	18-
	.0	15.3-	15.3-	3.3+	21.9+	20.0+	25.0-	20.8+	11.5-	17.6-	26.9-

IDENTIFIER	POPULATION	CRIME RATE	TOTAL OFFEN	TOTAL CLEARED	PERCENT CLEARED	MURDER	RAPE	ROBBERY	FEL ASLTT	BREAK ENTER	LARCENY THEFT	MV THEFT
ATHENS PD	1,136	7.04	8	3	37.50	0	0	0	2	4	2	0
NUMERICAL CHANGE	1,147	13.94	16	3	18.75	0	0	0	0	9	7	0
PERCENT CHANGE	11-	6.90-	8-	0	18.75+	0	0	0	2+	5-	5-	0
	1.0-	49.5-	50.0-	.0	100.0+					55.6-	71.4-	
BLUEFIELD PD	16,048	26.73	429	138	32.16	3	0	12	21	179	193	21
NUMERICAL CHANGE	16,060	45.32	728	139	19.09	2	3	24	18	244	396	41
PERCENT CHANGE	12-	18.59-	299-	1-	13.07+	1+	3-	50.0-	3+	65-	203-	20-
	1.1-	41.0-	41.1-	.7-	68.5+	50.0+			16.7+	26.6-	51.3-	48.3-
PRINCETON PD	7,507	86.97	653	46	7.04	3	3	15	6	211	387	28
NUMERICAL CHANGE	7,493	71.39	535	35	6.54	3	1	11	5	192	301	22
PERCENT CHANGE	14+	15.56+	118+	11+	7.50+	0	2+	4+	1+	19+	86+	6+
	.2+	21.8+	22.1+	31.4+	7.6+	.0	200.0+	36.4+	20.0+	9.9+	28.6+	27.3+
MATOAKA PD	613	.00	0	0	.00	0	0	0	0	0	0	0
NUMERICAL CHANGE	613	8.15	5	2	40.00	0	0	0	1	2	0	2
PERCENT CHANGE	.0	8.15-	5-	2-	40.00-	0	0	0	1-	2-	0	2-
BRAMWELL PD	1,002	.00	0	0	.00	0	0	0	0	0	0	0
NUMERICAL CHANGE	989	.00	0	0	.00	0	0	0	0	0	0	0
PERCENT CHANGE	1.3+	.00	0	0	.00	0	0	0	0	0	0	0
CONCORD COL SECURITY	936	12.82	12	0	.00	0	0	0	0	5	7	0
NUMERICAL CHANGE	936	18.16	17	2	11.76	0	0	0	0	4	11	2
PERCENT CHANGE	.0	29.4-	29.4-	#	11.76-	0	0	0	0	1+	4-	2-
MINERAL CITY	27,443	12.24	336	71	21.13	1	3	2	2	90	221	17
NUMERICAL CHANGE	27,234	10.49	284	66	23.07	0	3	0	0	82	183	18
PERCENT CHANGE	.8+	1.75+	50+	5+	1.94-	1+	0	2+	2+	8+	38+	1-
	.8+	16.7+	17.5+	7.6+	6.4-	#	.0	#	#	9.8+	28.8+	5.6-
RURAL	16,555	.36	6	1	16.66	0	0	0	0	2	4	0
NUMERICAL CHANGE	16,462	7.71	127	28	22.04	0	3	0	0	63	49	12
PERCENT CHANGE	.6+	95.3-	95.3-	96.4-	5.38-	0	3-	0	0	61-	45-	12-
SHERIFF	81	16.66	6	1	16.66	0	0	0	0	2	4	0
NUMERICAL CHANGE	80	18	3	3	16.66	0	0	0	0	6	10	0
PERCENT CHANGE		66.7-	66.7-	.0	.0	0	0	0	0	75.0-	60.0-	0
STATE POLICE	163	17.79	29	3	17.79	1	3	0	2	50	97	10
NUMERICAL CHANGE	109	22.93	25	2	22.93	0	0	0	0	55	39	12
PERCENT CHANGE	49.5+	5.14-	4+	1+	5.14-	1+	0	0	2+	9.1-	148.7+	16.7-
			16.0+	16.0+	22.4-	#	.0		#			

IDENTIFIER	POPULATION	CRIME RATE	TOTAL OFFEN	TOTAL CLEARED	PERCENT CLEARED	MURDER	RAPE	ROBBERY	FEL ASSTLT	BREAK ENTER	LARCENY THEFT	M/V THEFT
MUNICIPAL	10,886	15.33	167	41	24.55	0	0	2	0	38	120	7
NUMERICAL CHANGE	10,772	14.75	159	38	23.89	0	0	0	0	19	134	6
PERCENT CHANGE	116+	3.9+	5.0+	7.9+	2.8+	0	0	2+	0	100.0+	10.4-	16.7+
KEYSER PD	6,648	21.66	144	35	24.30	0	0	2	0	25	112	5
NUMERICAL CHANGE	6,569	22.07	145	32	22.06	0	0	0	0	12	128	5
PERCENT CHANGE	1.2+	1.9-	.7-	9.4+	30.2+	0	0	0	0	108.3+	12.5-	.0
PIEDMONT PD	1,507	15.26	23	6	26.08	0	0	0	0	13	8	2
NUMERICAL CHANGE	1,491	8.71	13	6	48.15	0	0	0	0	0	6	0
PERCENT CHANGE	1.1+	75.2+	76.9+	.0	43.5-	0	0	0	0	85.7+	33.3+	2+
RIDGELEY PD	1,005	.00	0	0	.00	0	0	0	0	0	0	0
NUMERICAL CHANGE	994	1.00	1	0	.00	0	0	0	0	0	0	1
PERCENT CHANGE	1.1+	1.00-	1-	0	.00	0	0	0	0	0	0	1-
ELK GARDEN PD	301	.00	0	0	.00	0	0	0	0	0	0	0
NUMERICAL CHANGE	291	.00	0	0	.00	0	0	0	0	0	0	0
PERCENT CHANGE	3.4+	.00	0	0	.00	0	0	0	0	0	0	0
POTOMAC ST SECURITY	1,427	.00	0	0	.00	0	0	0	0	0	0	0
NUMERICAL CHANGE	1,427	.00	0	0	.00	0	0	0	0	0	0	0
PERCENT CHANGE	.0	.00	0	0	.00	0	0	0	0	0	0	0
MINGO CITY	37,460	20.15	755	220	29.13	2	9	18	79	187	320	140
NUMERICAL CHANGE	37,336	13.65	510	118	23.13	6	2	8	28	178	188	118
PERCENT CHANGE	104+	6.50+	245+	102+	6.08+	6-	7+	10+	51+	9+	152+	22+
RURAL	28,925	10.16	294	127	43.19	2	2	6	13	80	89	102
NUMERICAL CHANGE	28,852	10.94	316	77	24.36	4	0	3	11	103	89	106
PERCENT CHANGE	.3+	7.1-	7.0-	64.3+	77.3+	50.0-	2+	100.0+	18.2+	22.3-	.0	3.8-
SHERIFF	81	98	94	95.91	1	2	5	1	36	31	22	22
NUMERICAL CHANGE	80	39	36	92.30	1	0	1	7	27	30	1	2
PERCENT CHANGE	151.3+	161.1+	3.9+	151.3+	3.9+	.0	400.0+	85.7-	33.3+300.0+	1000.0+		
STATE POLICE	196	33	16.83	1	0	1	12	46	58	80		
NUMERICAL CHANGE	80	277	41	14.80	3	0	2	76	88	104		
PERCENT CHANGE	29.2-	19.5-	13.7+	66.7-	50.0-	200.0+	42.1-	54.1-	23.1-	25.1-		

IDENTIFIER	POPULATION	CRIME RATE	TOTAL OFFEN	TOTAL CLEARED	PERCENT CLEARED	MURDER	RAPE	ROBBERY	FEL ASHLT	BREAK ENTER	LARCENY THEFT	M/V THEFT
MUNICIPAL	8,515	54.13	461	93	20.17	0	7	12	66	107	231	38
NUMERICAL CHANGE	8,484	22.86	194	41	21.13	4	2	5	17	75	79	12
PERCENT CHANGE	31+	31.27+	267+	52+	96-	4-	5+	7+	49+	32+	152+	26+
	4+	136.8+	137.6+	126.8+	4.5-	M	250.0+	140.0+	288.2+	42.7+	192.4+	216.7+
GILBERT PD	770	3.89	3	1	33.33	0	0	0	0	3	0	0
NUMERICAL CHANGE	757	3.96	3	0	.90	0	0	0	0	3	0	0
PERCENT CHANGE	13+	.87-	0	1+	33.33+	0	0	0	0	0	0	0
	1.7+	1.8-	0	M	M					.0		
WILLIAMSON PD	5,218	85.85	448	85	18.97	0	7	11	66	99	229	36
NUMERICAL CHANGE	5,219	34.88	188	25	13.88	1	2	5	17	65	78	12
PERCENT CHANGE	1-	51.37+	268+	60+	5.09+	1-	5+	6+	49+	34+	151+	24+
	0-	149.0+	148.9+	248.0+	36.7+	M	250.0+	120.0+	288.2+	52.3+	193.6+	200.0+
KERRIT PD	719	13.90	10	7	70.00	0	0	1	0	5	2	2
NUMERICAL CHANGE	705	15.60	11	16	145.45	3	0	0	0	7	1	0
PERCENT CHANGE	2.0+	1.70-	1-	19-	75.45-	3-	0	1+	0	2-	1+	2+
		10.9-	9.1-	56.3-	51.9-	M		M		28.6-	100.0+	M
DELBARTON PD	997	.00	0	0	.00	0	0	0	0	0	0	0
NUMERICAL CHANGE	981	.00	0	0	.00	0	0	0	0	0	0	0
PERCENT CHANGE	1.6+	.00	0	0	.00	0	0	0	0	0	0	0
MATEMAN PD	811	.00	0	0	.00	0	0	0	0	0	0	0
NUMERICAL CHANGE	822	.00	0	0	.00	0	0	0	0	0	0	0
PERCENT CHANGE	1.3-	.00	0	0	.00	0	0	0	0	0	0	0
MONONGALIA CITY TOTAL	76,028	27.24	2072	264	12.74	2	8	28	22	563	1287	162
NUMERICAL CHANGE	75,024	22.72	1706	221	12.95	4	19	30	29	452	978	194
PERCENT CHANGE	1,004+	4.52+	366+	43+	21-	2-	11-	2-	7-	111+	309+	32-
	1.3+	19.9+	21.5+	19.5+	1.6-	50.0-	57.8-	6.7-	24.1-	24.4+	31.6+	16.5-
RURAL	36,381	12.91	470	52	11.06	1	0	9	6	189	236	29
NUMERICAL CHANGE	37,150	11.67	434	64	14.74	3	7	8	5	173	188	50
PERCENT CHANGE	2.1-	1.24+	36+	12-	3.68-	2-	7-	1+	1+	16+	48+	21-
		10.6+	8.3+	18.8-	25.0-	66.7-	M	12.5+	20.0+	9.2+	25.5+	42.0-
SHERIFF	81	236	0	0	.00	0	0	5	0	95	134	2
NUMERICAL CHANGE	80	182	0	0	.00	0	0	5	0	79	98	2
PERCENT CHANGE	29.7+	54+	0	0	.00	0	0	2+	0	16+	36+	0
		29.7+						66.7+		20.3+	36.7+	.0
STATE POLICE	81	234	52	22.22	1	0	4	6	94	102	27	27
NUMERICAL CHANGE	80	252	64	25.39	3	7	5	5	94	90	48	48
PERCENT CHANGE	18-	7.1-	12-	3.17-	7-	7-	1-	1-	0	12+	12+	21-
		7.1-	18.8-	12.5-	66.7-	M	20.0-	20.0+	.0	13.3+	43.8-	

JAN THRU DEC 81-80

PAGE 29
WEST VIRGINIA U C R CRIME INDEX REPORT

IDENTIFIER	MUNICIPAL	POPULATION	CRIME RATE	TOTAL OFFEN	TOTAL CLEARED	PERCENT CLEARED	MURDER	RAPE	ROBBERY	FEL ASHLT	BREAK ENTER	LARCENY THEFT	M/V THEFT
MUNICIPAL	81	39,647	40.60	1602	212	13.23	1	8	19	16	376	1051	133
	80	37,874	33.58	1272	157	12.34	0	12	22	24	279	790	144
			6.82+	330+	55+	.89+	0	4-	3-	8-	95+	261+	11-
		4.7+	20.3+	25.9+	35.0+	7.2+	.0	33.3-	13.6-	33.3-	34.1+	33.0+	7.6-
MORGANTOWN PD	81	29,228	27.27	770	168	21.81	1	7	13	6	260	376	107
	80	27,605	25.35	700	126	18.00	1	12	17	20	227	322	101
			1.92+	70+	42+	3.81+	0	5-	4-	14-	33+	54+	6+
		2.3+	7.6+	10.0+	33.3+	21.2+	.0	41.7-	23.5-	70.0-	14.5+	16.8+	5.9+
STAR CITY PD	81	1,481	33.08	49	13	26.53	0	0	3	0	17	25	4
	80	1,464	17.07	25	4	16.00	0	0	0	0	7	8	10
			17+	24+	9+	10.53+	0	0	3+	0	10+	17+	6-
		1.2+	93.8+	96.0+	225.0+	65.8+	.			142.9+	212.5+	69.0-	
WESTOVER PD	81	5,009	45.71	229	14	6.11	0	0	2	9	80	128	10
	80	4,884	26.20	128	17	13.28	0	0	5	4	45	61	13
			123+	101+	3-	7.17-	0	0	3-	5+	35+	67+	3-
		2.6+	74.5+	78.9+	17.6-	54.0-	0	60.0-	125.0+	77.8+	109.8+	23.1-	
OSAGE PD	81	292	.00	0	0	.00	0	0	0	0	0	0	0
	80	285	.00	0	0	.00	0	0	0	0	0	0	0
			.00	0	0	.00	0	0	0	0	0	0	0
		2.5+											
WVU SECURITY POLICE	81	3,636	150.71	548	17	3.10	0	1	1	1	13	520	12
	80	3,636	115.23	419	10	2.38	0	0	0	0	0	399	20
			35.48+	129+	7+	.72+	0	1+	1+	1+	13+	121+	8-
		.0	30.8+	30.8+	70.0+	30.3+						30.3+	40.0-
GRANVILLE PD	81	1,001	5.99	6	0	.00	0	0	0	0	4	2	0
		0	.00	0	0	.00	0	0	0	0	0	0	0
		1,001+	5.99+	6+	0	.00	0	0	0	0	4+	2+	0
		.0											
MONROE CTY	TOTAL	16,121	7.85	111	30	27.02	0	2	0	9	74	24	2
	81	13,991	6.36	117	45	16.46	0	1	2	14	63	28	9
	80	13,991	6.51-	6-	15-	11.44-	0	1+	2-	5-	11+	4-	7-
		.9+	6.1-	5.1-	33.3-	29.7-	0	100.0+	*	35.7-	17.5+	14.3-	77.8-
RURAL	81	11,367	9.07	103	26	25.24	0	1	0	0	8	89	23
	80	11,225	8.70+	94	45	47.87	0	1	2	14	43	25	9
			.70+	9+	13-	22.63-	0	0	2-	6-	26+	2-	7-
		1.1+	8.4+	9.6+	42.2-	47.3-	0	0	*	42.9-	60.5+	8.0-	77.8-
SHERIFF	81	55	9	16.36	0	0	0	0	0	3	38	14	0
	80	36	15	41.66	0	0	0	0	0	9	23	3	1
			19+	6-	25.30-		0	0	0	6-	15+	11+	1-
		52.8+	40.0-	60.7-			0	66.7-	65.2+	366.7+			

JAN THRU DEC 81-80

WEST VIRGINIA U C R CRIME INDEX REPORT

PAGE 30

IDENTIFIER

POPULATION CRIME RATE TOTAL OFFEN CLEARED

MURDER RAPE ROBBERY FEL ASULT BREAK LARCENY M/V ENTER THEFT THEFT

STATE POLICE 81
80
NUMERICAL CHANGE
PERCENT CHANGE

48 17 35.41 0 1 0 0 5 31 9 2
58 30 51.72 0 1 2 5 20 20 22 8
10- 13- 16.31- 0 0 2- 0 11+ 13- 6-
17.2- 43.3- 31.5- # .0 55.0+ 59.1- 75.0-

MUNICIPAL 81
80
NUMERICAL CHANGE
PERCENT CHANGE

2,774 2.88 8 4 50.00 0 1 0 0 1 5 3 1 0 0
2,766 5.31 23 0 0 0 0 0 20 2 2 0 0
3+ 5.43- 15- 4+ 50.00+ 1+ 75.0- 66.7-

ALDERSON PD 81
80
NUMERICAL CHANGE
PERCENT CHANGE

1,391 2.87 4 3 75.00 0 1 0 0 0 3 0 0 0
1,375 15.99 22 0 0 0 0 0 19 3 3 0
16+ 13.12- 18- 3+ 75.00+ 16- 3-
1.2+ 82.1- 81.8- # 84.2-

UNION PD 81
80
NUMERICAL CHANGE
PERCENT CHANGE

736 1.35 1 1 100.00 0 0 0 0 0 0 1 0 0
743 1.34 1 0 0 0 0 0 1 0 1 0 0
.7+ .01+ 0 1+ 100.00+ 1- 1+ 0
.9- .7+ .0 #

PETERSTOWN PD 81
80
NUMERICAL CHANGE
PERCENT CHANGE

647 4.63 3 0 .00 0 0 0 0 1 2 0 0 0
648 .08 0 0 .00 0 0 0 0 0 0 0 0 0
1- 4.83+ 3+ 1+ 2+ 0 0 0
.2- .0 #

91

MORGAN CITY 81
80
NUMERICAL CHANGE
PERCENT CHANGE

10,808 25.25 273 68 24.90 0 2 2 2 170 87 10
10,711 24.27 268 47 18.07 0 1 1 2 156 90 4
97+ .88+ 13+ 21+ 6.83+ 0 1+ 1+ 6- 16+ 3- 6+
.9+ 4.8+ 5.0+ 44.7+ 37.8+ 100.0+ 100.0+ 75.0- 9.8+ 3.3- 150.0+

RURAL 81
80
NUMERICAL CHANGE
PERCENT CHANGE

9,356 28.00 262 66 25.19 0 2 2 2 162 85 10
9,278 24.25 225 30 13.33 0 1 0 0 152 66 4
78+ 3.75+ 37+ 36+ 11.86+ 0 1+ 2+ 1- 19+ 19+ 6+
.8+ 15.5+ 16.4+ 120.0+ 89.0+ 100.0+ 6.6+ 28.8+ 150.0+

SHERIFF 81
80
NUMERICAL CHANGE
PERCENT CHANGE

122 9.83 0 0 0 0 0 0 82 36 4
118 10.16 0 0 0 0 0 0 79 36 2
4+ .33- 4+ 3+ 0 0 0 0 3+ 0 2+
3.4+ .0 3.2- # 3.8+ .0 100.0+

STATE POLICE 81
80
NUMERICAL CHANGE
PERCENT CHANGE

160 38.57 56 18 18.82 0 2 2 2 80 49 6
107 18 18.82 0 1 0 0 73 30 2
33+ 21.75+ 21.75+ 0 1+ 0 0 77+ 19+ 4+
30.8+ 200.0+ 129.3+ 100.0+ # .0 9.6+ 63.3+ 200.0+

MUNICIPAL 81
80
NUMERICAL CHANGE
PERCENT CHANGE

1,452 7.57 11 2 18.18 0 0 0 0 1 8 2 0
1,433 24.42 35 17 48.57 0 0 0 0 1 4 4 0
19+ 16.85- 24- 15- 38.39- 0 1- 5- 4+ 22-
1.3+ 69.0- 68.6- 88.2- 88.2- 83.3- 100.0+ 91.7-

JAN THRU DEC 81-80

PAGE 31 WEST VIRGINIA U C R CRIME INDEX REPORT

IDENTIFIER	POPULATION	CRIME RATE	TOTAL OFFEN	TOTAL CLEARED	PERCENT CLEARED	MURDER	RAPE	ROBBERY	FEL ASSTLT	BREAK ENTER	LARCENY THEFT	M/V THEFT
BERKELEY SPRINGS PD	801	.00	0	0	.00	0	0	0	0	0	0	0
NUMERICAL CHANGE	789	.00	0	0	.00	0	0	0	0	0	0	0
PERCENT CHANGE	1.5+	.00	0	0	.00	0	0	0	0	0	0	0
PAM-PAM PD	651	16.89	11	2	18.18	0	0	0	1	8	2	0
NUMERICAL CHANGE	644	54.34	35	17	48.57	0	0	1	6	4	24	0
PERCENT CHANGE	1.1+	37.45-	24-	15-	30.39-	0	0	1-	5-	4+	22-	0
NICHOLAS CTY TOTAL	28,365	8.88	252	70	27.77	0	7	1	6	91	124	23
NUMERICAL CHANGE	28,126	8.85	249	76	30.52	4	2	4	6	85	128	20
PERCENT CHANGE	23+	.03+	3+	6-	2.75-	4-	5+	3-	0	6+	4-	3+
RURAL	21,771	6.84	149	45	30.20	0	7	0	4	65	59	14
NUMERICAL CHANGE	21,586	5.97	129	48	37.20	4	2	1	6	47	56	13
PERCENT CHANGE	18.5+	.87+	20+	3-	7.00-	4-	5+	1-	2-	18+	5+	7.7+
SHERIFF	81	60	6	6	10.00	0	0	0	0	28	30	2
NUMERICAL CHANGE	80	48	8	8	16.66	0	0	0	2	12	30	4
PERCENT CHANGE	25.0+	25.0+	25.0+	25.0-	40.0-	0	0	0	2-	16+	0	2-
STATE POLICE	81	89	39	39	43.82	0	7	0	4	37	29	12
NUMERICAL CHANGE	80	81	40	40	49.38	4	2	1	4	35	26	9
PERCENT CHANGE	9.9+	9.9+	2.5-	2.5-	11.3-	4-	5+	1-	0	2+	3+	3+
MUNICIPAL	6,594	15.61	103	25	24.27	0	0	1	2	26	65	7
NUMERICAL CHANGE	6,540	18.34	120	28	23.33	0	0	3	0	38	72	9
PERCENT CHANGE	.8+	2.73-	17-	3-	.94+	0	0	2-	2+	12-	7-	2+
RICHMOOD PD	3,589	2.22	8	7	87.50	0	0	0	0	4	1	2
NUMERICAL CHANGE	3,568	6.72	24	0	0.00	0	0	0	0	17	6	1
PERCENT CHANGE	.6+	67.0-	66.7-	#	87.50+	0	0	#	0	11-	5-	1+
SUMMERSVILLE PD	3,005	31.61	95	18	18.94	0	0	0	2	22	64	7
NUMERICAL CHANGE	2,972	32.30	96	28	29.16	0	0	3	0	21	66	6
PERCENT CHANGE	1.1+	2.1-	1.0-	10-	10.22-	0	0	3-	2+	1+	2-	1+
OHIO CTY TOTAL	62,107	28.09	1745	307	17.59	4	16	77	45	560	863	160
NUMERICAL CHANGE	61,585	32.46	2000	397	19.85	4	14	51	86	574	1061	210
PERCENT CHANGE	8.2+	4.37-	25-	90-	2.26-	0	2+	2+	41-	14-	178-	50-
OHIO CTY	81	13.5-	12.8-	22.7-	11.6-	0	14.3+	51.0+	47.7-	2.4-	16.8-	23.8-
PERCENT CHANGE	1.1+	2.1-	1.0-	35.7-	35.0-	0	0	#	#	4.8+	3.0-	16.7+

00

IDENTIFIER	POPULATION	CRIME RATE	TOTAL OFFEN	TOTAL CLEARED	PERCENT CLEARED	MURDER	RAPE	ROBBERY	FEL ASST	BREAK ENTER	LARCENY THEFT	MV THEFT
RURAL	10,995	.00	0	0	.00	0	0	0	0	0	0	0
NUMERICAL CHANGE	10,869	22.44	244	60	24.59	1	1	10	43	41	111	37
PERCENT CHANGE	126+	22.44-	244-	60-	24.59-	1-	1-	10-	43-	41-	111-	37-
SHERIFF	1.2+	.0	82	6	7.31	0	1	3	1	47	23	7
NUMERICAL CHANGE	81	86	3	3	3.48	1	1	5	0	24	45	10
PERCENT CHANGE	80	4-	3+	3+	3.83+	1-	0	2-	1+	23+	45-	3-
STATE POLICE	81	4.7-	100.0+	110.1+	110.1+	0	.0	40.0-	0	95.8+	48.9-	50.0-
NUMERICAL CHANGE	80	84	16	16	19.04	1	2	4	7	27	33	10
PERCENT CHANGE	80	158	57	57	36.07	0	0	5	43	17	66	27
MUNICIPAL	51,112	1.09	56	4	7.14	0	0	0	1	14	41	0
NUMERICAL CHANGE	50,716	34.61	1756	333	19.19	3	13	41	43	533	950	173
PERCENT CHANGE	396+	33.52-	1700-	333-	12.05-	3-	13-	41-	42-	519-	909-	173-
WHEELING PD	.8+	96.9-	96.8-	98.8-	82.8-	0	0	0	97.7-	97.4-	95.7-	0
NUMERICAL CHANGE	81	35.08	1523	281	18.45	3	13	70	36	472	786	143
PERCENT CHANGE	80	58.62	1664	323	19.41	3	12	41	37	524	875	172
TRIADLEPHIA PD	.8+	9.2-	8.5-	13.0-	4.9-	0	8.3+	70.7+	2.7-	9.9-	10.2-	16.9-
NUMERICAL CHANGE	81	.00	0	0	.00	0	0	0	0	0	0	0
PERCENT CHANGE	80	.00	0	0	.00	0	0	0	0	0	0	0
BETHLEHEM PD	2,707	7.38	20	0	.00	0	0	0	0	10	10	0
NUMERICAL CHANGE	2,677	6.72	18	1	5.55	0	0	0	0	5	13	0
PERCENT CHANGE	30+	9.8+	2+	1-	5.55-	0	0	0	0	5+	13-	0
WEST LIBERTY PD	1.1+	9.8+	11.1+	0	0	0	0	0	0	100.0+	23.1-	0
NUMERICAL CHANGE	81	1.32	1	0	.00	0	0	0	0	1	0	0
PERCENT CHANGE	80	.00	0	0	.00	0	0	0	0	0	0	0
VALLEY GROVE PD	606	.00	0	0	.00	0	0	0	0	0	0	0
NUMERICAL CHANGE	597	.00	0	0	.00	0	0	0	0	0	0	0
PERCENT CHANGE	1.5+	.00	0	0	.00	0	0	0	0	0	0	0
WEST LIBERTY ST COL SEC	1,430	24.47	35	4	11.42	0	0	0	1	3	31	0
NUMERICAL CHANGE	1,427	51.15	73	13	17.80	0	1	0	6	3	62	1
PERCENT CHANGE	3+	24.68-	38-	9-	6.38-	0	1-	0	5-	0	31-	1-
CLEARVIEW PD	.2+	52.2-	52.1-	69.2-	35.8-	0	0	0	83.3-	.0	50.0-	0
NUMERICAL CHANGE	81	.00	0	0	.00	0	0	0	0	0	0	0
PERCENT CHANGE	80	1.35	1-	0	.00	0	0	0	0	0	0	0
	1.1+	1.35-	1-	0	.00	0	0	0	0	1-	0	0

JAN THRU DEC 81-80

PAGE 33
WEST VIRGINIA U C R CRIME INDEX REPORT

IDENTIFIER	POPULATION	CRIME RATE	TOTAL OFFEN	TOTAL CLEARED	PERCENT CLEARED	MURDER	RAPE	ROBBERY	FEL ASHLT	BREAK ENTER	LARCENY THEFT	M/V THEFT
PENDLETON CTY TOTAL	8,018	9.47	76	32	42.10	0	1	2	5	30	31	7
NUMERICAL CHANGE	7,910	8.34	66	29	43.93	0	0	1	15	21	25	4
PERCENT CHANGE	108+	1.13+	10+	3+	1.83-	0	1+	1+	10-	9+	6+	3+
	1.4+	13.5+	15.2+	10.3+	4.2-	*	100.0+	66.7-	42.9+	24.0+	75.0+	
RURAL	7,220	10.52	76	32	42.10	0	1	2	5	30	31	7
NUMERICAL CHANGE	7,130	8.97	64	29	45.31	0	1+	1	15	21	24	3
PERCENT CHANGE	90+	1.55+	12+	3+	3.21-	0	1+	10-	9+	7+	7+	4+
	1.3+	17.3+	18.8+	10.3+	7.1-	*	100.0+	66.7-	42.9+	29.2+	133.3+	
SHERIFF	81		5	1	20.00	0	0	0	3	0	1	1
NUMERICAL CHANGE	80		10	8	80.00	0	0	0	0	0	2	0
PERCENT CHANGE			5-	7-	60.00-	0	0	0	5-	0	1-	1+
			50.0-	87.5-	75.0-				62.5-		50.0-	*
STATE POLICE	81		71	31	43.66	0	1	2	2	30	30	6
NUMERICAL CHANGE	80		54	21	38.88	0	0	1	7	21	22	3
PERCENT CHANGE			17+	10+	4.78+	0	1+	1+	5-	9+	8+	3+
			31.5+	47.6+	12.3+	*	100.0+	71.4-	42.9+	36.4+	100.0+	
MUNICIPAL	798	.00	0	0	.00	0	0	0	0	0	0	0
NUMERICAL CHANGE	780	2.56	2	0	.00	0	0	0	0	0	1	1
PERCENT CHANGE	18+	2.56-	2-	0	.00	0	0	0	0	0	1-	1-
	2.3+	.0	*								*	*
FRANKLIN PD	81		0	0	.00	0	0	0	0	0	0	0
NUMERICAL CHANGE	80	2.56	2	0	.00	0	0	0	0	0	1	1
PERCENT CHANGE	18+	2.56-	2-	0	.00	0	0	0	0	0	1-	1-
	2.3+	.0	*								*	*
PLEASANTS CTY TOTAL	8,331	15.12	126	18	14.28	0	0	1	10	34	70	11
NUMERICAL CHANGE	8,236	13.11	108	8	7.40	0	1	2	6	26	71	2
PERCENT CHANGE	95+	2.01+	18+	10+	6.88+	0	1-	1-	4+	8+	1-	9+
	1.2+	15.3+	16.7+	125.0+	93.0+	*	50.0-	66.7+	30.8+	1.4-	450.0+	
RURAL	6,092	10.34	63	11	17.46	0	0	0	2	24	33	4
NUMERICAL CHANGE	6,017	10.13	61	6	9.83	0	0	0	2	19	37	1
PERCENT CHANGE	1.2+	2.1+	3.3+	83.3+	77.6+	0	0	0	2-	5+	6-	3+
									50.0-	26.3+	10.8-	300.0+
SHERIFF	81		45	3	6.66	0	0	0	2	11	11	1
NUMERICAL CHANGE	80		22	0	0.00	0	0	0	0	12	17	0
PERCENT CHANGE			16+	3+	6.66+	0	0	0	2+	1-	14+	1+
			55.2+	*					*	8.3-	82.4+	*
STATE POLICE	81		32	8	44.44	0	0	0	0	13	2	3
NUMERICAL CHANGE	80		18	6	18.75	0	0	0	0	4	20	1
PERCENT CHANGE			16-	2+	25.6+	0	0	0	4-	6+	18-	2+
			43.8-	33.3+	137.0+				85.7+	90.0-	200.0+	

JAN THRU DEC 81-80

WEST VIRGINIA U C R CRIME INDEX REPORT

PAGE 34

IDENTIFIER	POPULATION	CRIME RATE	TOTAL OFFEN	TOTAL CLEARED	PERCENT	MURDER	RAPE	ROBBERY	FEL ASHLT	BREAK ENTER	LARCENY THEFT	M/V THEFT
MUNICIPAL	2,239	28.13	63	7	11.11	0	0	0	1	8	10	37
NUMERICAL CHANGE	2,219	21.18	47	2	4.25	0	1	2	2	7	7	7
PERCENT CHANGE	20+	6.95+	16+	5+	6.86+	0	1-	1-	6+	3+	3+	6+
	.9+	32.8+	34.0+	250.0+	161.4+		*	50.0-	300.0+	42.9+	8.8+	600.0+
ST MARYS PD	2,239	28.13	63	7	11.11	0	0	0	1	8	10	37
NUMERICAL CHANGE	2,219	21.18	47	2	4.25	0	1	2	2	7	7	7
PERCENT CHANGE	20+	6.95+	16+	5+	6.86+	0	1-	1-	6+	3+	3+	6+
	.9+	32.8+	34.0+	250.0+	161.4+		*	50.0-	300.0+	42.9+	8.8+	600.0+
POCAHONTAS CITY TOTAL	10,034	9.26	93	18	19.33	1	5	0	7	45	26	9
NUMERICAL CHANGE	9,919	6.45	64	22	14.37	3	0	0	6	23	25	7
PERCENT CHANGE	115+	2.81+	29+	4-	15.02-	2-	5+	0	1+	22+	1+	2+
	1.2+	43.6+	45.3+	18.2-	43.7-	66.7-	*	43.7-	16.7+	95.7+	4.0+	28.6+
RURAL	8,657	3.46	30	10	33.33	1	4	0	3	9	8	5
NUMERICAL CHANGE	8,567	3.77-	32-	12-	2.15-	3	6+	0	6	21	25	7
PERCENT CHANGE	1.1+	52.1-	51.6-	56.5-	6.1-	66.7-	*	50.0-	57.1-	68.0-	28.6-	
SHERIFF	81		60	8	13.33	0	1	0	4	33	18	4
NUMERICAL CHANGE	80		11	11	100.00	0	0	0	4	3	3	1
PERCENT CHANGE			49+	3-	86.67-	0	1+	0	.0	1000.0+	500.0+	300.0+
STATE POLICE	30		10	10	33.33	1	4	0	3	9	8	5
NUMERICAL CHANGE	51		11	11	21.56	3	0	0	2	18	22	6
PERCENT CHANGE	21-		1-	11.77+	66.7-	2-	4+	0	1+	9-	14-	1-
	41.2-		9.1-	56.6+			*	50.0+	50.0-	63.6-	16.7-	
UNKNOWN	0		0	0	.00	0	0	0	0	0	0	0
NUMERICAL CHANGE	1,352	1.47	2	0	.00	0	0	0	0	2	0	0
PERCENT CHANGE	1,352-	1.47-	2-	0	.00	0	0	0	0	2-	0	0
	.0		*							*		
MARLINTON PD	1,377	2.17	3	0	.00	0	0	0	0	3	0	0
NUMERICAL CHANGE	1,352	1.47	2	0	.00	0	0	0	0	2	0	0
PERCENT CHANGE	25+	1.70+	1+	0	.00	0	0	0	0	2	0	0
	1.8+	47.6+	50.0+							50.0+		
PRESTON CITY TOTAL	50,787	13.64	420	100	23.80	1	1	0	26	138	224	30
NUMERICAL CHANGE	30,460	13.78	420	74	17.61	0	4	1	25	180	190	20
PERCENT CHANGE	327+	1.14-	0	26+	6.19+	1+	3-	1-	1+	42-	34+	10+
	1.1+	1.0-	.0	35.1+	35.2+	75.0-	*	4.0+	23.3-	17.9+	50.0+	
RURAL	22,950	13.89	319	74	23.19	1	1	0	20	114	154	29
NUMERICAL CHANGE	22,691	13.33	348	54	15.51	0	3	1	17	139	152	16
PERCENT CHANGE	259+	1.44-	29-	20+	7.68+	1+	2-	1-	3+	45-	13+	13+
	1.1+	9.4-	8.3-	37.0+	49.5+	66.7-	*	17.6+	28.3-	1.3+	81.3+	

JAN THRU DEC 81-80

PAGE 35
WEST VIRGINIA U C R CRIME INDEX REPORT

IDENTIFIER	POPULATION	CRIME RATE	TOTAL OFFEN	TOTAL CLEARED	PERCENT CLEARED	MURDER	RAPE	ROBBERY	FEL ASHLT	BREAK ENTER	LARCENY THEFT	M/V THEFT
SHERIFF	81	254	55	21.65	1	0	1	6	87	139	20	
NUMERICAL CHANGE	80	291	44	15.12	0	1	10	128	139	10		
PERCENT CHANGE		37-	11+	6.53+	1+	1-	4-	40.0-	32.0-	.0	100.0+	
STATE POLICE	81	65	19	29.23	0	0	0	14	27	15	9	
NUMERICAL CHANGE	80	57	10	17.54	0	0	0	7	31	13	6	
PERCENT CHANGE		8+	9+	11.69+	0	0	0	7+	4-	2+	3+	
MUNICIPAL	81	7,837	12.88	25.74	0	0	0	6	24	70	1	
NUMERICAL CHANGE	80	7,769	3.26	27.77	0	1	0	8	21	38	4	
PERCENT CHANGE		68+	3.62+	23+	0	1-	0	2-	3+	32+	3-	
KINGHOOD PD	81	2,890	28.37	15	18.29	0	0	0	4	22	55	1
NUMERICAL CHANGE	80	2,877	22.24	16	25.00	0	0	0	5	17	37	4
PERCENT CHANGE		13+	6.13+	18+	0	1-	0	1-	1-	5+	18+	3-
TERRA ALTA PD	81	1,927	8.68	17	58.82	0	0	0	2	0	15	0
NUMERICAL CHANGE	80	1,946	8.68+	17+	58.82+	0	0	0	0	0	0	0
PERCENT CHANGE		.6+	.0	0	0	0	0	0	0	0	0	0
ROWLESBURG PD	81	992	1.00	0	100.00	0	0	0	0	0	0	0
NUMERICAL CHANGE	80	966	1.03	1	100.00	0	0	0	0	0	0	0
PERCENT CHANGE		2.6+	1.03-	1-	100.00-	0	0	0	0	0	0	0
MASONTOMH PD	81	1,073	1.86	2	50.00	0	0	0	0	2	0	0
NUMERICAL CHANGE	80	1,052	1.86+	2+	50.00+	0	0	0	0	0	0	0
PERCENT CHANGE		2.0+	.0	0	0	0	0	0	0	0	0	0
NEUBURG PD	81	421	.00	0	.00	0	0	0	0	0	0	0
NUMERICAL CHANGE	80	418	.00	0	.00	0	0	0	0	0	0	0
PERCENT CHANGE		.7+	.00	0	.00	0	0	0	0	0	0	0
TUNNELTON PD	81	505	.00	0	.00	0	0	0	0	0	0	0
NUMERICAL CHANGE	80	510	13.72	7	42.85	0	0	3	4	0	0	0
PERCENT CHANGE		1.0-	13.72-	7-	42.85-	0	0	3-	4-	0	0	0

 PUTNAM CITY TOTAL 81 35,852 18.99 681 161 20.70 2 1 9 25 226 361 57
 80 36,840 14.13 521 66 12.66 1 1 3 17 172 277 50
 NUMERICAL CHANGE 4,86+ 160+ 8.04+ 1+ 0 8+ 54+ 84+ 7+
 PERCENT CHANGE 2.7- 34.4+ 30.7+ 113.6+ 63.5+ 100.0+ .0 200.0+ 47.1+ 31.4+ 30.3+ 14.0+

JAN THRU DEC 81-80

PAGE 36 WEST VIRGINIA U C R CRIME INDEX REPORT

IDENTIFIER	POPULATION	CRIME RATE	TOTAL OFFENSES	TOTAL CLEARED	PERCENT CLEARED	MURDER	RAPE	ROBBERY	FEL ASSLT	BREAK ENTER	LARCENY THEFT	M/V THEFT
RURAL	29,211	21.18	619	117	18.90	2	1	8	18	211	322	57
NUMERICAL CHANGE	30,137	14.36	433	55	12.70	1	3	3	10	151	222	45
PERCENT CHANGE	3.1-	47.5+	43.0+	112.7+	48.8+	100.0+	.0	166.7+	80.0+	39.7+	45.0+	26.7+
SHERIFF	81	594	92	18.25	2	1	7	16	151	281	46	
NUMERICAL CHANGE	80	337	24	7.12	1	1	3	10	104	182	36	
PERCENT CHANGE	81	167+	68+	11.13+	1+	0	4+	6+	47+	93+	10+	
STATE POLICE	81	115	25	21.73	0	0	1	2	60	41	11	
NUMERICAL CHANGE	80	96	31	32.29	0	0	0	0	47	40	9	
PERCENT CHANGE	81	19+	6-	10.56-	0	0	1+	2+	13+	1+	2+	
MUNICIPAL	6,641	9.33	62	24	38.70	0	0	1	7	15	39	0
NUMERICAL CHANGE	6,703	13.12	88	11	12.50	0	0	0	7	21	55	5
PERCENT CHANGE	9-	3.79-	26-	13+	26.20+	0	0	1+	0	6-	16-	5-
HURRICANE PD	3,492	16.52	61	24	39.34	0	0	1	7	14	39	0
NUMERICAL CHANGE	3,731	21.86	82	11	13.41	0	0	0	7	19	52	4
PERCENT CHANGE	81	5.34-	21-	25.93+	0	0	1+	0	0	5-	13-	4-
ELEANOR PD	1,280	.78	1	0	.00	0	0	0	0	1	0	0
NUMERICAL CHANGE	1,282	4.68	6	0	.00	0	0	0	0	2	0	0
PERCENT CHANGE	2-	3.90-	5-	0	.00	0	0	0	0	1-	0	0
POCA PD	1,127	.00	0	0	.00	0	0	0	0	0	0	0
NUMERICAL CHANGE	1,142	.00	0	0	.00	0	0	0	0	0	0	0
PERCENT CHANGE	1.3-	.00	0	0	.00	0	0	0	0	0	0	0
BANCROFT PD	542	.00	0	0	.00	0	0	0	0	0	0	0
NUMERICAL CHANGE	528	.00	0	0	.00	0	0	0	0	0	0	0
PERCENT CHANGE	14+	.00	0	0	.00	0	0	0	0	0	0	0
RALEIGH CITY TOTAL	86,798	22.17	1,925	733	37.55	13	11	41	87	459	1,229	85
NUMERICAL CHANGE	86,921	17.86	1,554	609	39.18	7	17	21	71	334	1,019	95
PERCENT CHANGE	23-	4.29+	371+	114+	1.63-	6+	4+	20+	16+	125+	210+	10-
RURAL	61,420	8.31	511	87	17.02	10	6	7	9	220	214	45
NUMERICAL CHANGE	62,347	6.65	415	54	13.01	6	5	6	10	162	177	51
PERCENT CHANGE	927-	1.66+	96+	33+	4.01+	6+	1+	1+	1-	58+	37+	6-
	1.5-	25.0+	23.1+	61.1+	30.8+	150.0+	20.0+	16.7+	10.0-	35.8+	20.9+	11.8-

JAN THRU DEC 81-80

WEST VIRGINIA U C R CRIME INDEX REPORT

PAGE 37

IDENTIFIER	POPULATION	CRIME RATE	TOTAL OFFEN	TOTAL CLEARED	PERCENT CLEARED	MURDER	RAPE	ROBBERY	FEL ASHLT	BREAK ENTER	LARCENY THEFT	M/V THEFT
SHERIFF	81		147	29	19.72	4	3	4	5	59	64	8
	80		106	16	15.09	2	3	4	5	51	37	4
		NUMERICAL CHANGE	41+	13+	4.63+	2+	0	0	0	8+	27+	4+
		PERCENT CHANGE	38.7+	81.3+	30.7+	100.0+	0	0	0	15.7+	73.0+	100.0+
STATE POLICE	81		364	58	15.93	6	3	3	4	161	150	37
	80		309	38	12.29	2	2	2	5	111	140	47
		NUMERICAL CHANGE	55+	20+	3.64+	4+	1+	1+	1-	50+	10+	10-
		PERCENT CHANGE	17.8+	52.6+	29.6+	200.0+	50.0+	50.0+	20.0-	45.0+	7.1+	21.3-
MUNICIPAL	81		25,378	636	44.97	3	5	34	78	239	1015	40
	80		24,874	555	48.72	3	2	15	61	172	842	44
		NUMERICAL CHANGE	904+	81+	3.75-	0	3+	19+	17+	67+	173+	4-
		PERCENT CHANGE	3.7+	25.1+	7.7-	0	150.0+	126.7+	27.9+	39.0+	20.5+	9.1-
BECKLEY PD	81		21,260	630	45.78	3	5	34	69	224	1003	38
	80		20,592	550	49.32	2	2	15	60	160	832	44
		NUMERICAL CHANGE	768+	80+	3.54-	1+	3+	19+	9+	64+	171+	6-
		PERCENT CHANGE	3.7+	23.4+	7.2-	50.0+	150.0+	126.7+	15.0+	40.0+	20.6+	13.6-
LESTER PD	81		654	0	.00	0	0	0	0	0	0	0
	80		626	0	.00	0	0	0	0	0	0	0
		NUMERICAL CHANGE	28+	0	.00	0	0	0	0	0	0	0
		PERCENT CHANGE	4.5+	0	.00	0	0	0	0	0	0	0
MADSCOTT PD	81		1,738	11	.00	0	0	0	0	7	4	0
	80		1,698	13	38.46	1	0	0	1	5	6	0
		NUMERICAL CHANGE	70+	2-	38.46-	1-	0	0	1-	2+	2-	0
		PERCENT CHANGE	4.2+	15.4-	0	0	0	0	0	40.0+	33.3-	0
SOPHIA PD	81		1,247	26	19.23	0	0	0	9	8	8	1
	80		1,216	11	9.04	0	0	0	0	7	4	0
		NUMERICAL CHANGE	31+	15+	19.23+	0	0	0	9+	1+	4+	1+
		PERCENT CHANGE	2.5+	136.4+	0	0	0	0	0	14.3+	100.0+	0
RHODELL PD	81		479	1	100.00	0	0	0	0	0	0	1
	80		472	0	.00	0	0	0	0	0	0	0
		NUMERICAL CHANGE	7+	1+	100.00+	0	0	0	0	0	0	1+
		PERCENT CHANGE	1.5+	0	0	0	0	0	0	0	0	0
RANDOLPH CITY TOTAL	81		29,885	509	49.70	6	4	4	17	162	289	27
	80		28,734	408	45.36	2	5	3	20	106	252	20
		NUMERICAL CHANGE	351+	101+	4.36+	4+	1-	1+	3-	56+	37+	7+
		PERCENT CHANGE	1.2+	36.8+	9.6+	200.0+	20.0-	33.3+	15.0-	52.8+	14.7+	35.0+
RURAL	81		19,637	90	55.90	6	4	4	4	58	76	12
	80		19,337	100	62.50	2	5	1	12	44	92	4
		NUMERICAL CHANGE	240+	10-	6.60-	4+	1-	0	8-	14+	16-	8+
		PERCENT CHANGE	1.2+	.6-	10.6-	200.0+	20.0-	0	66.7-	31.8-	17.4-	200.0+

JAN THRU DEC 81-80

PAGE 38 WEST VIRGINIA U C R CRIME INDEX REPORT

IDENTIFIER	POPULATION	CRIME RATE	TOTAL OFFEN	PERCENT CLEARED	MURDER	RAPE	ROBBERY	FEL ASHLT	BREAK ENTER	LARCENY THEFT	M/V THEFT
SHERIFF	81	16	10	62.50	2	0	1	0	9	4	0
NUMERICAL CHANGE	80	6	6	100.00	1	0	1	1	0	3	0
PERCENT CHANGE		10+	4+	37.50-	1+	0	0	1-	9+	1+	0
		166.7+	66.7+	37.5-	100.0+	0	0	0	0	33.3+	
STATE POLICE	81	145	80	55.17	4	4	0	4	49	72	12
NUMERICAL CHANGE	80	154	94	61.03	1	5	0	11	44	89	4
PERCENT CHANGE		9-	16-	5.86-	3+	1-	0	7-	5+	17-	8+
		5.8-	14.9-	9.6-	300.0+	20.0-	0	63.6-	11.4+	19.1-	200.0+
MUNICIPAL	81	9,448	348	163	46.83	0	3	13	104	213	15
NUMERICAL CHANGE	80	9,337	265	85	34.27	0	2	8	62	160	16
PERCENT CHANGE		111+	10.27+	78+	12.56+	0	1+	5+	42+	53+	1-
		1.2+	40.3+	91.8+	36.7+	0	50.0+	62.5+	67.7+	33.1+	6.3-
ELKINS PD	81	8,625	40.23	163	46.97	0	3	13	104	212	15
NUMERICAL CHANGE	80	8,536	247	85	34.21	0	2	8	61	160	16
PERCENT CHANGE		89+	11.30+	100+	78+	0	1+	5+	43+	52+	1-
		1.0+	39.1+	40.5+	36.5+	0	50.0+	62.5+	70.5+	32.5+	6.3-
MILL CREEK PD	81	823	1.21	0	.00	0	0	0	0	1	0
NUMERICAL CHANGE	80	801	1.24	0	.00	0	0	0	1	0	0
PERCENT CHANGE		22+	0.03-	0	.00	0	0	0	1-	1+	0
		2.7+	2.4-	0		0	0	0	0	0	0
RITCHIE CITY	TOTAL	11,535	8.14	94	37.36	3	0	3	58	26	4
NUMERICAL CHANGE	80	11,442	77	29	37.66	1	0	7	35	18	13
PERCENT CHANGE		93+	1.42+	8+	1.70+	1-	0	4-	23+	8+	9-
		8+	21.1+	27.6+	4.5+	0	57.1-	65.7+	46.4+	69.2-	
RURAL	81	7,716	9.20	28	39.43	0	2	3	45	17	4
NUMERICAL CHANGE	80	7,689	8.06	26	41.93	1	3	3	24	18	13
PERCENT CHANGE		27+	1.14+	9+	2.50-	1-	0	0	21+	1-	9-
		.4+	14.1+	14.5+	7.7+	33.3-	0	0	87.5+	5.6-	69.2-
SHERIFF	81	33	6	18.18	0	1	0	0	22	10	0
NUMERICAL CHANGE	80	1	0	.00	0	1+	0	0	1	0	0
PERCENT CHANGE		32+	6+	18.18+	0	0	0	0	21+	10+	0
		3200.0+	0	0	0	0	0	0	2100.0+	0	0
STATE POLICE	81	38	22	57.89	0	1	0	3	23	7	4
NUMERICAL CHANGE	80	61	26	42.62	1	3	0	3	23	18	13
PERCENT CHANGE		23-	4-	15.27+	1-	2-	0	0	0	11-	9-
		37.7-	15.4-	35.8+	0	66.7-	0	0	0	61.1-	69.2-
MUNICIPAL	81	3,819	6.02	9	39.13	0	1	0	13	9	0
NUMERICAL CHANGE	80	3,753	3.99	3	20.00	0	0	0	11	0	0
PERCENT CHANGE		66+	2.03+	8+	19.13+	0	0	4-	2+	9+	0
		1.8+	50.9+	53.3+	200.0+	1+	0	0	18.2+	0	0

JAN THRU DEC 81-80

PAGE 39 WEST VIRGINIA U C R CRIME INDEX REPORT

IDENTIFIER	POPULATION	CRIME RATE	TOTAL OFFEN	TOTAL CLEARED	PERCENT CLEARED	MURDER	RAPE	ROBBERY	FEL ASHLT	BREAK ENTER	LARCENY THEFT	M/V THEFT
HARRISVILLE PD	1,688	8.29	14	3	21.42	0	0	0	0	5	9	0
NUMERICAL CHANGE	0	0.00	0	0	0.00	0	0	0	0	0	0	0
PERCENT CHANGE	1.688+	8.29+	14+	3+	21.42+	0	0	0	0	5+	9+	0
	.0	.0	%	%	%	%	%	%	%	%	%	%
PENNSBORO PD	1,678	5.36	9	6	66.66	0	1	0	0	8	0	0
NUMERICAL CHANGE	1,652	6.65	11	0	.00	0	0	0	0	11	0	0
PERCENT CHANGE	1.6+	1.29-	2-	6+	66.66+	0	1+	0	0	27.3-	0	0
	19.4-	18.2-	%	%	%	%	%	%	%	%	%	%
CAIRO PD	453	.00	0	0	.00	0	0	0	0	0	0	0
NUMERICAL CHANGE	428	9.34	4	3	75.00	0	0	0	4	0	0	0
PERCENT CHANGE	25+	9.34-	4-	3-	75.00-	0	0	0	4-	0	0	0
	5.8+	.0	%	%	%	%	%	%	%	%	%	%
ROANE CTY	15,964	8.26	132	51	38.63	1	0	2	6	66	47	10
NUMERICAL CHANGE	15,952	6.76	108	76	70.37	1	2	0	1	52	40	12
PERCENT CHANGE	.1+	1.50+	24+	25-	31.74-	0	2-	2+	5+	14+	7+	2-
	22.2+	22.2+	32.9-	45.1-	.0	0	0	500.0+	26.9+	17.5+	16.7-	0
	11.2-	11.5-	45.1-	38.0-	.0	0	0	0	0	0	0	0
RURAL	13,133	6.47	85	39	45.88	1	0	2	2	47	25	8
NUMERICAL CHANGE	13,153	7.29	96	71	73.95	1	1	0	1	49	34	10
PERCENT CHANGE	20-	.82-	11-	32-	28.07-	0	1-	2+	1+	2-	9-	2-
	.2-	11.2-	11.5-	45.1-	38.0-	.0	0	0	100.0+	4.1-	26.5-	20.0-
SHERIFF	81	.00	0	0	.00	0	0	0	0	0	0	0
NUMERICAL CHANGE	80	.00	0	0	.00	0	0	0	0	0	0	0
PERCENT CHANGE												
STATE POLICE	81	85	39	45.88	1	0	2	2	2	47	25	8
NUMERICAL CHANGE	80	96	71	73.95	1	1	0	1	1	49	34	10
PERCENT CHANGE	11-	32-	28.07-	0	1-	2+	2+	1+	2-	9-	2-	2-
	11.5-	45.1-	38.0-	.0	0	0	0	100.0+	4.1-	26.5-	20.0-	0
MUNICIPAL	2,831	16.60	47	12	25.53	0	0	0	4	19	22	2
NUMERICAL CHANGE	2,799	4.28	12	5	41.66	0	1	0	0	3	6	2
PERCENT CHANGE	1.1+	12.32+	35+	7+	16.13-	0	1-	0	4+	16+	16+	0
	287.9+	291.7+	140.0+	38.7-	.0	0	0	0	533.3+	266.7+	.0	0
SPENCER PD	2,831	16.60	47	12	25.53	0	0	0	4	19	22	2
NUMERICAL CHANGE	2,799	4.28	12	5	41.66	0	1	0	0	3	6	2
PERCENT CHANGE	1.1+	12.32+	35+	7+	16.13-	0	1-	0	4+	16+	16+	0
	287.9+	291.7+	140.0+	38.7-	.0	0	0	0	533.3+	266.7+	.0	0
SUMMERS CTY	15,474	13.63	211	78	36.96	0	0	1	38	78	89	5
NUMERICAL CHANGE	15,875	13.54	215	89	41.39	1	1	2	47	89	68	7
PERCENT CHANGE	2.5-	.09+	4-	11-	4.43-	1-	1-	1-	9-	11-	21+	2-
	2.5-	.7+	1.9-	12.4-	10.7-	0	0	50.0-	19.1-	12.4-	30.9+	28.6-

JAN THRU DEC 81-80

WEST VIRGINIA U C R CRIME INDEX REPORT

PAGE 40

IDENTIFIER

IDENTIFIER	POPULATION	CRIME RATE	TOTAL OFFEN	TOTAL CLEARED	PERCENT CLEARED	MURDER	RAPE	ROBBERY	FEL ASLTT	BREAK ENTER	LARCENY THEFT	MVW THEFT
RURAL	11,019	9.25	102	5	4.90	0	0	0	0	73	26	3
NUMERICAL CHANGE	11,253	11.46	129	34	26.35	1	0	1	22	66	53	6
PERCENT CHANGE	234-	2.21-	27-	29-	21.45-	1-	0	1-	22-	7+	7-	50.0-
	2.1-	19.3-	20.9-	83.3-	81.4-					10.6+	21.2-	
SHERIFF	81		28	0	.00	0	0	0	0	27	1	0
NUMERICAL CHANGE	80	11.66	49	22	44.89	0	0	0	20	27	1	1-
PERCENT CHANGE		21-	22-	44.89-		0	0	0	20-	0	0	1-
			42.9-							.0	.0	
STATE POLICE	81		74	5	6.75	0	0	0	0	46	25	3
NUMERICAL CHANGE	80	15.00	80	12	15.00	1	0	1	2	39	32	5
PERCENT CHANGE		8.25-	6-	7-	8.25-	1-	0	1-	2-	7+	7-	2-
			7.5-	58.3-	59.0-					17.9+	21.9-	40.0-
MUNICIPAL	4,455	24.46	109	73	66.97	0	0	1	38	5	63	2
NUMERICAL CHANGE	4,622	18.60	86	55	63.95	0	1	1	25	23	35	1
PERCENT CHANGE	167-	5.86+	23+	18+	3.02+	0	1-	0	13+	18-	28+	1+
	3.6-	31.5+	26.7+	32.7+	4.7+			.0	52.0+	78.3-	80.0+	100.0+
HINTON PD	81	24.46	109	73	66.97	0	0	1	38	5	63	2
NUMERICAL CHANGE	80	18.60	86	55	63.95	0	1	1	25	23	35	1
PERCENT CHANGE	167-	5.86+	23+	18+	3.02+	0	1-	0	13+	18-	28+	1+
	3.6-	31.5+	26.7+	32.7+	4.7+			.0	52.0+	78.3-	80.0+	100.0+
TAYLOR CTY	16,790	11.85	199	17	8.54	0	0	2	5	58	120	14
NUMERICAL CHANGE	16,584	12.17	202	20	19.35	0	1	2	18	64	94	23
PERCENT CHANGE	206+	.32-	3-	12-	5.81-	0	1-	0	13-	6-	25+	9-
	1.2+	2.6-	1.3-	41.4-	49.5-			.0	72.2-	9.4-	27.7+	39.1-
	1.4+											
RURAL	9,418	11.67	110	14	12.72	0	0	1	4	57	41	7
NUMERICAL CHANGE	9,287	11.62	108	24	22.22	0	1-	0	16	56	20	14
PERCENT CHANGE	131+	.05+	2+	10-	9.50-	0		.0	12-	1+	21+	7-
	1.4+	.4+	1.9+	41.7-	42.8-			.0	75.0-	1.8+	105.0+	50.0-
SHERIFF	81		90	7	7.77	0	0	0	0	47	36	7
NUMERICAL CHANGE	80	54	54	1	1.85	0	0	0	0	34	11	9
PERCENT CHANGE		36+	6+	5.92+		0	0	0	0	13+	25+	2-
		66.7+	600.0+	320.0+						38.2+	227.3+	22.2-
STATE POLICE	81		20	7	35.00	0	0	1	4	10	5	0
NUMERICAL CHANGE	80	34	34	23	42.59	0	1	1	16	22	3	5
PERCENT CHANGE		63.0-	69.6-	17.8-		0		.0	12-	12-	4-	5-
									75.0-	54.5-	44.4-	
MUNICIPAL	7,372	12.07	89	3	3.37	0	0	1	1	1	79	7
NUMERICAL CHANGE	7,297	12.88	94	5	5.31	0	0	1	2	8	74	9
PERCENT CHANGE	1.0+	6.3-	5.3-	40.0-	36.5-	0	0	.0	1-	1-	5+	2-
								.0	50.0-	87.5-	6.8+	22.2-

IDENTIFIER	POPULATION	CRIME RATE	TOTAL OFFEN	TOTAL CLEARED	PERCENT CLEARED	MURDER	RAPE	ROBBERY	FEL ASST	BREAK ENTER	LARCENY THEFT	MV THEFT
GRAFTON PD	6,917	12.72	88	2	2.27	0	0	1	1	0	79	7
NUMERICAL CHANGE	6,845	13.29	91	3	3.29	0	0	1	0	7	74	9
PERCENT CHANGE	1.1+	4.5-	3.3-	33.3-	31.0-	0	0	0	1+	7-	5+	22.2-
FLEMINGTON PD	455	2.19	1	1	100.00	0	0	0	0	1	0	0
NUMERICAL CHANGE	452	6.63	3	2	66.66	0	0	0	2	1	0	0
PERCENT CHANGE	.7+	4.44-	2-	1-	33.34+	0	0	0	2-	0	0	0
TUCKER CITY	8,748	12.23	107	47	43.92	0	0	2	5	45	46	9
NUMERICAL CHANGE	8,675	9.68	84	23	27.38	0	0	1	2	42	34	5
PERCENT CHANGE	.8+	2.55+	23+	24+	16.54+	0	0	100.0+	150.0+	7.1+	35.3+	80.0+
RURAL	4,669	18.63	87	38	43.67	0	0	1	4	36	40	8
NUMERICAL CHANGE	4,609	15.18	70	18	25.71	0	0	1	0	39	25	5
PERCENT CHANGE	1.3+	22.7+	24.3+	111.1+	69.9+	0	0	0	4+	5-	15+	30+
SHERIFF	52	42.30	0	0	0	0	0	1	3	19	24	5
NUMERICAL CHANGE	30	13.33	0	0	0	0	0	0	0	21	9	0
PERCENT CHANGE	22+	28.97+	0	0	0	0	0	1+	3+	2-	13+	5+
STATE POLICE	35	45.71	0	0	0	0	0	0	1	15	16	3
NUMERICAL CHANGE	40	35.00	0	0	0	0	0	1-	0	18	16	5
PERCENT CHANGE	5-	10.71+	0	0	0	0	0	0	1+	3-	0	2-
MUNICIPAL	12.5-	14.3+	30.6+	0	0	0	0	0	0	16.7-	0	40.0-
PARSONS PD	1,955	5.62	11	4	36.36	0	0	0	0	6	5	0
NUMERICAL CHANGE	747	5.62+	11+	4+	36.36+	0	0	0	0	0	0	0
PERCENT CHANGE	.0	.0	0	0	.00	0	0	0	0	0	0	0
THOMAS PD	758	.00	0	0	.00	0	0	0	0	0	0	0
NUMERICAL CHANGE	11+	.00	0	0	.00	0	0	0	0	0	0	0
PERCENT CHANGE	1.5+	.00	0	0	.00	0	0	0	0	0	0	0
DAVIS PD	981	9.17	9	5	55.55	0	0	1	1	3	1	1
NUMERICAL CHANGE	979	7.15	7	3	42.85	0	0	0	2	3	2	0
PERCENT CHANGE	.2+	28.3+	28.6+	66.7+	29.6+	0	0	0	1+	2+	1-	1+

JAN THRU DEC 81-80

PAGE 42
WEST VIRGINIA U C R CRIME INDEX REPORT

IDENTIFIER

IDENTIFIER	POPULATION	CRIME RATE	TOTAL OFFEN	TOTAL CLEARED	PERCENT CLEARED	MURDER	RAPE	ROBBERY	FEL ASST	BREAK ENTER	LARCENY THEFT	M/V THEFT
HAMBLETON PD	385	.00	0	0	.00	0	0	0	0	0	0	0
	NUMERICAL CHANGE	.00	0	0	.00	0	0	0	0	0	0	0
	PERCENT CHANGE	.00	0	0	.00	0	0	0	0	0	0	0

 TYLER CITY TOTAL
 15,976 10.44 146 35 23.97 0 4 1 6 47 67 21
 15,851 9.89 126 28 22.22 0 2 1 15 48 55 5
 NUMERICAL CHANGE 1.55+ 120+ 1.75+ 0 2+ 0 0 60.0- 2.1- 21.8+ 320.0+
 PERCENT CHANGE .9+ 14.9+ 15.9+ 25.0+ 7.9+ 100.0+ .0 60.0- 2.1- 21.8+ 320.0+

RURAL	6,699	10.00	67	14	20.89	0	3	0	1	35	22	6
	NUMERICAL CHANGE	7.84	52	9	17.30	0	0	1	0	29	10	4
	PERCENT CHANGE	2.16+	13+	3.59+	0	3+	1-	7-	6+	12+	12+	2+
	PERCENT CHANGE	27.6+	28.5+	20.8+	0	3+	1-	7-	6+	12+	12+	2+

SHERIFF	81	59	13	22.03	0	2	0	1	1	34	19	3
	NUMERICAL CHANGE	41	7	17.07	0	0	0	1	6	25	6	3
	PERCENT CHANGE	18+	6+	4.96+	0	2+	1-	5-	9+	13+	0	0
	PERCENT CHANGE	43.9+	85.7+	29.1+	0	2+	1-	5-	9+	13+	0	0

STATE POLICE	81	8	1	12.50	0	1	0	0	0	1	3	3
	NUMERICAL CHANGE	11	2	18.18	0	0	0	0	2	4	4	1
	PERCENT CHANGE	27.3-	50.0-	5.68-	0	1+	0	0	2-	3-	1-	2+
	PERCENT CHANGE	27.3-	50.0-	31.2-	0	1+	0	0	2-	3-	1-	2+

MUNICIPAL	81	7,277	10.85	79	21	26.58	0	1	1	5	12	45
	NUMERICAL CHANGE	7,221	10.24	74	19	25.67	0	0	0	7	19	45
	PERCENT CHANGE	.56+	.61+	5+	2+	.91+	0	1+	2-	7-	14+	14+
	PERCENT CHANGE	.8+	6.0+	6.8+	10.5+	3.5+	50.0-	1+	2-	7-	14+	14+

PADER CITY PD	81	3,703	8.64	32	10	31.25	0	1	1	5	5	7
	NUMERICAL CHANGE	3,671	1.90	7	5	71.42	0	1	0	6	6	0
	PERCENT CHANGE	32+	6.74+	25+	5+	60.17-	0	1+	5+	1-	7+	13+
	PERCENT CHANGE	.9+	39.7+	357.1+	100.0+	56.2-	0	1+	5+	1-	7+	13+

SISTERSVILLE PD	81	2,392	17.97	43	10	23.25	0	0	0	6	6	35
	NUMERICAL CHANGE	2,367	22.39	53	13	24.52	0	0	7	8	36	2
	PERCENT CHANGE	1.1+	4.42-	10-	3-	1.27-	0	1-	7-	2-	1-	1+
	PERCENT CHANGE	1.1+	19.7-	18.9-	23.1-	5.2-	0	1-	7-	2-	1-	1+

MIDDLEBOURNE PD	81	951	4.20	4	1	25.00	0	0	0	1	3	0
	NUMERICAL CHANGE	941	14.87	14	1	17.14	0	0	0	5	9	0
	PERCENT CHANGE	10+	10.67-	10-	0	17.66+	0	0	0	4-	6-	0
	PERCENT CHANGE	1.1+	71.8-	71.4-	.0	250.1+	0	0	0	80.0-	66.7-	0

FRIENDLY PD	81	231	.00	0	0	.00	0	0	0	0	0	0
	NUMERICAL CHANGE	242	.00	0	0	.00	0	0	0	0	0	0
	PERCENT CHANGE	11-	.00	0	0	.00	0	0	0	0	0	0
	PERCENT CHANGE	4.5-	.00	0	0	.00	0	0	0	0	0	0

IDENTIFIER	POPULATION	CRIME RATE	TOTAL OFFEN	TOTAL CLEARED	PERCENT CLEARED	MURDER	RAPE	ROBBERY	FEL ASSSLT	BREAK ENTER	LARCENY THEFT	M/V THEFT
UPSHUR CTY	25,787	13.65	325	118	36.30	0	5	2	17	59	214	28
	25,427	10.45	245	59	24.08	1	2	3	16	57	142	22
NUMERICAL CHANGE	360+	3.20+	80+	59+	12.22+	1-	3-	0	1+	2+	72+	6+
PERCENT CHANGE	1.5+	30.6+	32.7+	100.0+	50.7+	150.0+	60.0-	6.3+	6.3+	3.5+	50.7+	27.3+
RURAL	16,852	10.44	176	104	59.09	0	4	0	17	34	107	14
	16,607	8.06	134	50	37.31	1	2	2	15	32	71	11
NUMERICAL CHANGE	245+	2.38+	42+	54+	21.78+	1-	2+	0	2+	2+	36+	3+
PERCENT CHANGE	1.5+	29.5+	31.3+	108.0+	58.4+	100.0+	13.3+	6.3+	13.3+	6.3+	50.7+	27.3+
SHERIFF	81		105	66	62.85	0	0	0	4	21	72	8
	80		50	12	24.00	1	0	0	3	12	32	2
NUMERICAL CHANGE			55+	54+	38.85+	1-	0	0	1+	9+	40+	6+
PERCENT CHANGE			110.0+	430.0+	161.9+	100.0+	33.3+	75.0+	33.3+	75.0+	125.0+	300.0+
STATE POLICE	81		71	38	53.52	0	4	0	13	13	35	6
	80		84	38	45.23	0	2	2	12	20	39	9
NUMERICAL CHANGE			13-	0	8.29+	0	2+	2-	1+	7-	4-	3-
PERCENT CHANGE			15.5-	0	18.3+	100.0+	8.3+	35.0-	8.3+	35.0-	10.3-	33.3-
MUNICIPAL	6,935	21.48	149	14	9.39	0	1	2	0	25	107	14
	6,820	16.27	111	9	8.10	0	0	3	1	25	71	11
NUMERICAL CHANGE	115+	5.21+	38+	5+	1.29+	0	1+	1-	1-	0	36+	3+
PERCENT CHANGE	1.7+	32.0+	34.2+	55.6+	15.9+	33.3-	33.3-	0	0	0	50.7+	27.3+
BUCKHANNON PD	6,935	21.48	149	14	9.39	0	1	2	0	25	107	14
	6,820	16.27	111	9	8.10	0	0	3	1	25	71	11
NUMERICAL CHANGE	115+	5.21+	38+	5+	1.29+	0	1+	1-	1-	0	36+	3+
PERCENT CHANGE	1.7+	32.0+	34.2+	55.6+	15.9+	33.3-	33.3-	0	0	0	50.7+	27.3+
WAYNE CTY	40,614	17.77	722	175	24.23	3	4	3	14	222	379	97
	41,022	17.44	716	193	26.95	3	3	5	11	205	401	88
NUMERICAL CHANGE	408-	0.33+	6+	18-	2.72-	0	1+	2-	3+	17+	22-	9+
PERCENT CHANGE	1.0-	1.9+	0.8+	9.3-	10.1-	0	33.3+	40.0-	27.3+	8.3+	5.5-	10.2+
RURAL	31,528	12.20	385	131	34.02	3	4	3	12	157	132	74
	31,932	12.83	410	133	32.43	3	2	5	11	159	172	58
NUMERICAL CHANGE	404-	0.63-	25-	2-	1.59+	0	2+	2-	1+	2-	40-	16+
PERCENT CHANGE	1.3-	4.9-	6.1-	1.5-	4.9+	100.0+	40.0-	9.1+	9.1+	1.3-	23.3-	27.6+
SHERIFF	81		227	45	19.82	2	0	1	7	77	107	33
	80		241	52	21.57	2	1	2	1	93	120	24
NUMERICAL CHANGE			14-	7-	1.75-	2+	1-	1-	6+	16-	13-	9+
PERCENT CHANGE			5.8-	13.5-	8.1-	50.0+	600.0+	17.2-	10.8-	17.2-	10.8-	37.5+
STATE POLICE	81		158	86	54.43	1	4	2	5	80	25	41
	80		169	81	47.92	3	1	3	10	66	52	34
NUMERICAL CHANGE			11-	5+	6.51+	2-	3+	1-	5-	14+	21-	7+
PERCENT CHANGE			6.5-	6.2+	13.6+	66.7-	300.0+	33.3-	50.0-	21.2+	51.9-	20.6+

IDENTIFIER

POPULATION	CRIME RATE	TOTAL OFFEN	PERCENT CLEARED	MURDER	RAPE	ROBBERY	FEL ASHLT	BREAK ENTER	LARCENY THEFT	M/V THEFT
------------	------------	-------------	-----------------	--------	------	---------	-----------	-------------	---------------	-----------

MUNICIPAL 81
 NUMERICAL CHANGE 80
 PERCENT CHANGE

9,086 37.08 337 44 13.05 0 0 0 65 247 23
 9,090 33.66 306 60 19.60 0 1 0 46 229 30
 4- 3.42+ 31+ 16- 6.55- 0 1- 0 19+ 18+ 7-
 .0- 10.2+ 10.1+ 26.7- 33.4- * 41.3+ 7.9+ 23.3-

CEREDO PD 81
 NUMERICAL CHANGE 80
 PERCENT CHANGE

2,230 37.21 83 34 40.96 0 0 0 4 72 7
 2,235 30.59 69 43 65.21 0 0 0 0 69 0
 15- 6.62+ 14+ 11- 23.25- 0 0 0 4+ 4+ 7+
 1.1- 21.6+ 20.3+ 24.4- 37.2- * 4.3+ *

KENOVA PD 81
 NUMERICAL CHANGE 80
 PERCENT CHANGE

4,469 55.49 248 8 3.22 0 0 0 58 175 15
 4,454 52.08 232 11 4.74 0 1 0 42 159 30
 15+ 3.41+ 16+ 3- 1.52- 0 1- 0 16+ 16+ 15-
 .3+ 6.5+ 6.9+ 27.3- 32.1- * 38.1+ 10.1+ 50.0-

MAYNE PD 81
 NUMERICAL CHANGE 80
 PERCENT CHANGE

1,495 .00 0 0 .00 0 0 0 0 0 0
 1,495 3.34 5 4 80.00 0 0 0 4 1 0
 .0 3.34- 5- 4- 80.00- * 4- 1- 0
 .0 * * * * *

FORT GAY PD 81
 NUMERICAL CHANGE 80
 PERCENT CHANGE

892 6.72 6 2 33.33 0 0 0 3 0 1
 886 .00 0 0 .00 0 0 0 0 0 0
 6+ 6.72+ 6+ 2+ 33.33+ * 3+ 0 1+
 .7+ .0 * * * * *

WEBSTER CTY TOTAL 81
 NUMERICAL CHANGE 80
 PERCENT CHANGE

12,435 6.03 75 40 53.33 0 4 1 28 30 2
 12,245 9.71 119 42 35.29 0 1 0 15 55 12
 1,190+ 3.68- 46- 2- 18.04+ 0 3+ 0 27- 6- 16-
 1.8+ 37.9- 37.0- 4.8- 51.1+ * 33.3- 49.1- 14.7- 83.3-
 * * * * *

RURAL 81
 NUMERICAL CHANGE 80
 PERCENT CHANGE

10,172 6.09 62 34 54.83 0 3 1 22 25 2
 10,347 10.82 112 38 33.92 0 1 1 51 34 11
 1.7- 43.7- 44.6- 10.5- 61.6+ 0 20.91+ 6- 29- 9- 9-
 * * * * *

SHERIFF 81
 NUMERICAL CHANGE 80
 PERCENT CHANGE

17 17 100.00 0 1 0 0 6 9 0
 10 9 90.00 0 0 0 3 5 2 0
 70.0+ 88.9+ 11.1+ * 100.0+ 80.0- 350.0+
 * * * * *

STATE POLICE 81
 NUMERICAL CHANGE 80
 PERCENT CHANGE

45 17 37.77 0 2 1 3 21 16 2
 102 29 28.43 0 1 0 12 46 32 11
 57- 12- 9.36+ 0 1+ 1+ 9- 25- 16- 9-
 55.9- 41.4- 32.3+ 100.0+ * 75.0- 54.3- 50.0- 81.8-

MUNICIPAL 81
 NUMERICAL CHANGE 80
 PERCENT CHANGE

2,263 5.74 13 6 46.15 0 1 0 6 5 0
 1,898 3.68 7 4 57.14 0 0 0 4 2 1
 365+ 2.06+ 6+ 2+ 10.99- 0 1+ 0 4 2 1-
 19.2+ 56.0+ 85.7+ 50.0+ 19.2- * 50.0+ 150.0+
 * * * * *

IDENTIFIER	POPULATION	CRIME RATE	TOTAL OFFEN	TOTAL CLEARED	PERCENT CLEARED	MURDER	RAPE	ROBBERY	FEL ASHLT	BREAK ENTER	LARCENY THEFT	M/V THEFT
WEBSTER SPRINGS PD	1,291	4.64	6	4	66.66	0	0	0	0	2	4	0
NUMERICAL CHANGE	939	3.19	3	1	33.33	0	0	0	0	1	1	1
PERCENT CHANGE	352+	1.45+	3+	3+	33.33+	0	0	0	0	1+	3+	1-
	37.5+	45.5+	100.0+	300.0+	100.0+					100.0+	300.0+	*
COMEN PD	736	2.71	2	1	50.00	0	0	0	0	2	0	0
NUMERICAL CHANGE	723	.00	0	0	.00	0	0	0	0	0	0	0
PERCENT CHANGE	13+	2.71+	2+	1+	50.00+					2+	0	0
	1.8+	.0	*	*	*					*		
CAMDEN-ON-GAULEY PD	236	21.18	5	1	20.00	0	1	0	1	2	1	0
NUMERICAL CHANGE	236	16.94	4	3	75.00	0	0	0	0	3	1	0
PERCENT CHANGE	0	4.24+	1+	1+	55.00-	0	1+	0	1+	1-	0	0
	.0	25.8+	25.0+	66.7-	73.3-		*		*	33.3-	.0	
***** WETZEL CITY TOTAL *****	19,585	22.51	441	87	19.72	0	4	3	10	169	221	36
NUMERICAL CHANGE	1,343	20.31	393	77	19.59	1	3	2	18	138	193	38
PERCENT CHANGE	1,242+	2.20+	8+	10+	.13+	1-	1+	1+	8-	31+	28+	4-
	1.3+	10.8+	12.2+	13.0+	.17+	*	33.3+	50.0+	44.4-	22.5+	14.5+	10.5-
***** RURAL *****	10,503	14.66	154	15	9.74	0	4	1	3	55	81	10
NUMERICAL CHANGE	10,349	14.56	151	21	13.90	1	2	0	11	52	70	15
PERCENT CHANGE	1.3+	.7+	2.0+	28.6-	29.9-	1-	100.0+	*	72.7-	5.8+	15.7+	33.3-
SHERIFF	81		90	2	2.22	0	2	0	0	36	50	2
NUMERICAL CHANGE	80		67	6	8.95	1	1	0	7	31	26	3
PERCENT CHANGE			23+	4-	6.73-	1-	100.0+		7-	5+	26+	1-
			34.3+	66.7-	75.2-	*			*	16.1+	108.3+	33.3-
STATE POLICE	81		64	13	20.31	0	2	1	3	19	31	8
NUMERICAL CHANGE	80		84	15	17.85	0	1	0	4	21	46	12
PERCENT CHANGE			28-	13.3-	13.8+	0	100.0+	*	25.0-	9.5-	32.6-	33.3-
			23.8-	13.3-	13.8+							
MUNICIPAL	81		90	2	2.22	0	2	0	0	36	50	2
NUMERICAL CHANGE	80		67	6	8.95	1	1	0	7	31	26	3
PERCENT CHANGE			23+	4-	6.73-	1-	100.0+		7-	5+	26+	1-
			34.3+	66.7-	75.2-	*			*	16.1+	108.3+	33.3-
HUNDRED PD	497	12.07	6	2	33.33	0	0	0	0	2	2	0
NUMERICAL CHANGE	485	6.18	3	0	.00	0	0	0	0	0	0	1-
PERCENT CHANGE	12+	5.89+	3+	2+	33.33+	0	0	0	0	2+	0	*
	2.5+	95.3+	100.0+	*	*					*	.0	
NEW MARTINSVILLE PD	7,196	39.04	281	70	24.91	0	0	2	3	112	138	24
NUMERICAL CHANGE	80	32.63	232	50	21.55	0	1	2	2	85	120	22
PERCENT CHANGE	1.2+	6.41+	49+	20+	3.56+	0	1-	0	3+	27+	18+	2+
		19.6+	21.1+	40.0+	15.6+		*		150.0+	31.8+	15.0+	9.1+

IDENTIFIER	POPULATION	CRIME RATE	TOTAL OFFEN	TOTAL CLEARED	PERCENT CLEARED	MURDER	RAPE	ROBBERY	FEL ASLT	BREAK ENTER	LARCENY THEFT	M/V THEFT
PINE GROVE PD	767	9.12	7	6	85.71	0	0	0	0	0	0	0
NUMERICAL CHANGE	0	9.12-	7-	6-	85.71-	0	0	0	0	0	0	0
PERCENT CHANGE	.0	.0	%	%	%				%	%	%	%
LITTLETON PD	341	.00	0	0	.00	0	0	0	0	0	0	0
NUMERICAL CHANGE	335	.00	0	0	.00	0	0	0	0	0	0	0
PERCENT CHANGE	6+	.00	0	0	.00	0	0	0	0	0	0	0
SMITHFIELD PD	281	.00	0	0	.00	0	0	0	0	0	0	0
NUMERICAL CHANGE	278	.00	0	0	.00	0	0	0	0	0	0	0
PERCENT CHANGE	3+	.00	0	0	.00	0	0	0	0	0	0	0
SMITHFIELD PD	1.1+											
WIRT CTY	4,701	11.48	54	38	70.37	0	0	0	1	29	20	4
TOTAL	4,922	12.79	63	45	71.42	1	0	0	3	28	28	3
NUMERICAL CHANGE	221-	1.31-	9-	7-	1.05-	1-	0	0	2-	1+	8-	1+
PERCENT CHANGE	4.5-	10.2-	14.3-	15.6-	1.5-	%			66.7-	3.6+	28.6-	33.3+
RURAL	3,891	12.33	48	35	72.91	0	0	0	1	29	14	4
NUMERICAL CHANGE	4,066	13.28	54	40	74.07	1	0	0	1	28	22	2+
PERCENT CHANGE	175-	7.2-	11.1-	12.5-	1.16-	1-	0	0	.0	3.6+	36.4-	100.0+
SHERIFF	81	0	0	0	.00	0	0	0	0	0	0	0
NUMERICAL CHANGE	80	1	1	0	.00	0	0	0	0	0	1	0
PERCENT CHANGE	1-	%	%		.00	0	0	0	0	0	1-	0
STATE POLICE	48	35	72.91	0	0	0	0	0	1	29	14	4
NUMERICAL CHANGE	53	40	75.47	1	0	1	0	0	1	28	21	2
PERCENT CHANGE	9.4-	12.5-	3.4-	1-	%	1-	0	0	0	1+	7-	2+
MUNICIPAL	810	7.60	6	3	50.00	0	0	0	0	0	0	0
NUMERICAL CHANGE	856	10.51	9	5	55.55	0	0	0	0	0	0	0
PERCENT CHANGE	46-	3.11-	3-	2-	5.55-	0	0	0	0	0	0	1-
ELIZABETH PD	81	7.60	6	3	50.00	0	0	0	0	0	0	0
NUMERICAL CHANGE	856	10.51	9	5	55.55	0	0	0	0	0	0	0
PERCENT CHANGE	46-	3.11-	3-	2-	5.55-	0	0	0	0	0	0	0
WOOD CTY	93,628	41.63	3877	974	25.12	1	20	69	133	1071	2371	212
TOTAL	93,648	43.10	4060	975	24.13	1	32	65	144	963	2619	216
NUMERICAL CHANGE	620-	1.47-	163-	1-	.99+	0	12-	4+	11-	108+	248-	1.9-
PERCENT CHANGE	.7-	3.4-	4.0-	1-	4.1+	.0	37.5-	6.2+	7.6-	11.2+	9.5-	1.9-

IDENTIFIER	POPULATION	CRIME RATE	TOTAL OFFEN	TOTAL CLEARED	PERCENT CLEARED	MURDER	RAPE	ROBBERY	FEL ASHLT	BREAK ENTER	LARCENY THEFT	M/V THEFT
RURAL	38,864	17.70	688	176	25.58	0	9	8	41	225	352	53
	38,988	20.65	805	144	17.94	0	5	17	41	246	458	38
		2.95-	117-	60+	11.18+	0	4+	9-	0	21-	106-	15+
		14.3-	14.5-	51.7+	77.6+	0	80.0+	52.9-	0	8.5-	23.1-	39.5+
SHERIFF												
	81	538	129	23.97	0	5	4	4	34	165	297	33
	80	662	82	12.38	0	0	12	0	32	192	486	20
		124-	47+	11.59+	0	5+	8-	0	2+	27-	109-	13+
		18.7-	57.3+	93.6+	0	66.7-	14.1-	26.8-	6.3+	14.1-	26.8-	65.0+
STATE POLICE												
	81	150	47	31.33	0	4	4	4	7	60	55	20
	80	143	34	23.77	0	1	5	5	9	54	52	18
		7+	13+	7.56+	0	1-	1-	2-	2-	6+	3+	2+
		4.9+	38.2+	31.8+	0	20.0-	20.0-	22.2-	11.1+	11.1+	5.8+	11.1+
MUNICIPAL												
	81	58.86	3189	798	25.02	1	11	61	92	846	2019	159
	80	59.13	3235	859	26.55	1	27	48	103	717	2161	178
		.27-	46-	61-	1.53-	0	16-	13+	11-	129+	142-	19-
		1.4-	7.1-	5.8-	0	59.3-	27.1+	10.7-	18.0+	18.0+	6.6-	10.7-
PARKERSBURG PD												
	81	66.21	2637	657	24.91	1	9	54	67	789	1577	160
	80	66.37	2653	706	26.61	1	25	44	90	664	1662	167
		.16-	16-	49-	1.70-	0	16-	10+	23-	125+	85-	27-
		.2-	.6-	6.9-	6.4-	0	64.0-	22.7+	25.6-	18.8+	5.1-	16.2-
VIENNA PD												
	81	41.88	486	129	26.54	0	0	5	24	43	399	15
	80	42.77	497	146	29.37	0	0	4	13	45	425	10
		.89-	11-	17-	2.83-	0	0	1+	11+	2-	29-	5+
		2.1-	2.2-	11.6-	9.6-	0	25.0+	84.6+	4.4-	4.4-	6.1-	50.0+
WILLIAMSTOWN PD												
	81	24.03	66	12	18.18	0	2	2	1	14	43	4
	80	21.46	85	7	8.23	0	0	0	0	8	74	1
		3.43-	19-	5+	9.95+	0	0	2+	1+	6+	31-	3+
		12.5-	22.4-	71.4+	120.9+	0	0	0	0	75.0+	41.9-	300.0+
WYOMING CTY TOTAL												
	81	6.23	226	70	30.97	1	3	0	7	110	86	19
	80	5.58	201	49	24.37	2	0	0	13	71	86	29
		.65+	23+	21+	6.60+	1-	3+	0	6-	39+	0	10-
		11.6+	12.4+	42.9+	27.1+	50.0-	0	46.2-	54.9+	0	34.5-	0
RURAL												
	81	4.67	140	50	35.71	1	1	0	3	82	36	17
	80	4.66	139	40	28.77	1	0	0	12	44	57	25
		.01+	1+	10+	6.94+	0	1+	0	9-	38+	21-	8-
		.2+	.7+	25.0+	24.1+	0	0	75.0-	86.4+	36.8-	32.0-	0
SHERIFF												
	81	1	1	100.00	0	1	0	0	0	0	0	0
	80	1	1	100.00	1	0	0	0	0	0	0	0
		0	0	.00	.00	1-	1+	0	0	0	0	0
		.0	.0	.0	.0	0	0	0	0	0	0	0

JAN THRU DEC 81-80

PAGE 48 WEST VIRGINIA U C R CRIME INDEX REPORT

IDENTIFIER	POPULATION	CRIME RATE	TOTAL OFFEN	TOTAL CLEARED	PERCENT CLEARED	MURDER	RAPE	ROBBERY	FEL ASHLT	BREAK ENTER	LARCENY THEFT	M/V THEFT
STATE POLICE 81	6,269	13.71	86	20	23.25	0	2	0	4	28	50	2
NUMERICAL CHANGE 80	6,202	9.99	62	9	14.51	1	0	0	1	27	29	4
PERCENT CHANGE	.67+	3.72+	24+	11+	8.7+	1-	2+	0	3+	1+	21+	2-
MUNICIPAL 81	1.1+	37.2+	30.7+	122.2+	60.2+	0	0	0	300.0+	3.7+	72.4+	50.0-
NUMERICAL CHANGE 80	2,956	14.88	44	6	13.65	0	0	0	2	12	30	0
PERCENT CHANGE	2,919	14.73	43	4	9.30	0	0	0	0	13	26	4-
MULLENS PD	1.3+	1.0+	2.3+	50.0+	46.6+	0	0	0	0	7.7-	15.6+	0
NUMERICAL CHANGE 81	1,151	6.95	8	5	62.50	0	0	0	2	3	3	0
PERCENT CHANGE	1,140	.00	0	0	.00	0	0	0	0	0	0	0
PINEVILLE PD	1.0+	6.95+	8+	5+	62.50+	0	0	0	0	3+	3+	0
NUMERICAL CHANGE 81	2,162	15.72	34	9	26.97	0	2	0	0	13	17	2
PERCENT CHANGE	2,143	8.86	19	5	26.31	1-	0	0	0	14	3	0
OCEANA PD	.9+	6.86+	15+	4+	.16+	1-	2+	0	0	1-	14+	2+
NUMERICAL CHANGE 80	.9+	77.4+	78.9+	80.0+	.6+	0	0	0	0	7.1-	466.7+	0
PERCENT CHANGE												

PART I ARRESTS BY CHARGE AND AGENCY TYPE

The report in this section details the number of persons arrested for Part I Offenses for the reporting periods of 1980 and 1981. Definitions for each of the Part I Offenses may be found in this book in the Table of Contents under the category entitled "Classification of Offenses."

JAN THRU DEC 81-80

PAGE 1
PART I ARRESTS BY CHARGE AND AGENCY TYPE

	JUVENILE	ADULTS	GRAND TOTAL	MURDER	CRIMINAL	HOMICIDE	FORCIBLE	ROBBERY	AGGRAV ASSAULT	BURGLARY	LARCENY	AUTO THEFT
WEST VIRGINIA TOTAL	2938	8773	11611	130	21	182	481	1020	3148	5929	700	
CHANGE	2899	8125	11024	121	34	174	436	1041	3201	5236	781	
	39+	548+	587+	9+	13-	8+	45+	21-	53-	693+	81-	
RURAL	1093	4335	5628	91	13	114	243	623	1994	2178	372	
CHANGE	1127	4121	5248	86	5+	15-	218	668	1943	1752	433	
	54-	414+	380+	5+	15-	6-	25+	45-	51+	426+	61-	
SHERIFF'S	215	1771	1986	26	6	37	98	256	603	848	114	
CHANGE	230	1314	1544	20	5	30	51	284	463	583	108	
	15-	457+	442+	6+	1-	7+	47+	28-	140+	265+	6+	
STATE POLICE	878	2764	3642	65	9	77	145	367	1391	1330	258	
CHANGE	895	2799	3694	66	23	90	167	384	1480	1159	325	
	17-	35-	52-	1-	14-	13-	22-	17-	89-	171+	67-	
MUNICIPAL	1845	4138	5983	39	8	68	238	397	1154	3751	328	
CHANGE	1772	4010	5782	35	6	54	218	379	1258	3484	348	
	73+	128+	201+	4+	2+	14+	20+	18+	104-	267+	20-	
BARBOUR CITY TOTAL	17	64	61	0	0	0	2	5	24	26	4	
CHANGE	24	92	116	1	1	1	6	3	73	30	2	
	7-	48-	55-	0	1-	1-	4-	2+	49-	4-	2+	
RURAL	7	30	37	0	0	0	2	5	20	8	2	
CHANGE	15	79	94	0	1	1	6	3	70	15	0	
	8-	49-	57-	0	1-	1-	4-	2+	50-	5-	2+	
SHERIFF	3	7	10	0	0	0	0	1	8	1	0	
CHANGE	1	10	11	0	0	0	2	2	5	2	0	
	2+	3-	1-	0	0	0	2-	1-	3+	1-	0	
STATE POLICE	4	23	27	0	0	0	2	4	12	7	2	
CHANGE	14	69	83	0	1	1	4	1	65	11	0	
	10-	46-	56-	0	1-	1-	2-	3+	53-	4-	2+	
MUNICIPAL	10	14	24	0	0	0	0	0	4	18	2	
CHANGE	9	13	22	0	0	0	0	0	3	17	0	
	1+	1+	2+	0	0	0	0	0	1+	1+	0	
BELINGTON PD	0	5	5	0	0	0	0	0	0	5	0	
CHANGE	0	1	1	0	0	0	0	0	0	1	0	
	0	4+	4+	0	0	0	0	0	0	4+	0	
PHILIPPI PD	10	9	19	0	0	0	0	0	4	13	2	
CHANGE	9	12	21	0	0	0	0	0	3	16	2	
	1+	3-	2-	0	0	0	0	0	1+	3-	0	

JAN THRU DEC 81-80

PAGE 2
 PART I ARRESTS BY CHARGE AND AGENCY TYPE
 GRAND CRIMINAL HOMICIDE FORCIBLE ROBBERY AGGRAV BURLGARY LARCENY AUTO
 JUVENILE ADULTS TOTAL MURDER NEG MANSL RAPE ASSAULT THEFT

BERKELEY CTY	TOTAL	81	80	CHANGE	143	222	365	5	2	4	20	14	141	152	29
RURAL	81	57	125	182	52	99	151	2	0	3	9	6	85	27	19
CHANGE	80	5+	26+	31+	146	169	315	0	0	0	10	7	131	127	7-
SHERIFF	81	26	54	80	3-	53+	50+	0	2+	0	10+	7+	10+	25+	4-
CHANGE	80	4	25	29	22+	29+	51+	0	2+	0	4+	2+	17+	29+	1-
STATE POLICE	81	31	71	102	48	74	122	0	0	0	7	5	68	24	6
CHANGE	80	17-	3-	20-	86	97	183	0	0	3	6	4	78	19	12
MUNICIPAL	81	86	97	183	94	70	164	3	0	4	6	5	57	91	17
CHANGE	80	8-	27+	19+	86	94	164	1	0	1	1	4	46	100	14
MARTINSBURG PD	81	86	97	183	94	70	164	3	0	4	6	5	57	91	17
CHANGE	80	8-	27+	19+	86	94	164	1	0	1	1	4	46	100	14

BOONE CTY	TOTAL	81	80	CHANGE	121	159 <th>0 <th>2 <th>8 <th>10 <th>72 <th>56 <th>11 </th></th></th></th></th></th></th>	0 <th>2 <th>8 <th>10 <th>72 <th>56 <th>11 </th></th></th></th></th></th>	2 <th>8 <th>10 <th>72 <th>56 <th>11 </th></th></th></th></th>	8 <th>10 <th>72 <th>56 <th>11 </th></th></th></th>	10 <th>72 <th>56 <th>11 </th></th></th>	72 <th>56 <th>11 </th></th>	56 <th>11 </th>	11
RURAL	81	37	120	137	46	116	162	0	0	0	8	10	56
CHANGE	80	9-	4+	5-	121	159	0	2	8	10	72	56	11
SHERIFF	81	1	30	31	0	21	21	0	0	0	7	21	56
CHANGE	80	1+	9+	10+	46	120	166	5	2	11-	11-	16+	18
STATE POLICE	81	36	90	126	8-	1+	7-	2-	0	0	1+	1+	7-
CHANGE	80	10-	5-	15-	37	120	137	0	0	2	8	10	55
MUNICIPAL	81	1	1	2	0	0	0	0	0	0	7	20	52
CHANGE	80	1+	3-	2-	116	162	162	5	2-	0	1+	10-	52
MADISON PD	81	0	0	0	0	0	0	0	0	0	3	0	14
CHANGE	80	0	4	4-	0	0	0	0	0	0	0	4	7

JAN THRU DEC 81-80

PAGE 3

PART I ARRESTS BY CHARGE AND AGENCY TYPE
 JUVENILE ADULTS CRIMINAL HOMICIDE FORCIBLE ROBBERY AGGRAV BURGLARY LARCENY AUTO
 MURDER NEG MANSL RAPE ASSAULT

CHARGE	TOTAL	JUVENILE	ADULTS	CRIMINAL	HOMICIDE	FORCIBLE	ROBBERY	AGGRAV	BURGLARY	LARCENY	AUTO THEFT
WHITESVILLE PD	81	1	1	0	0	0	0	0	1	1	0
CHANGE	80	0	0	0	0	0	0	0	0	0	0
TOTAL	15	15	0	0	0	0	0	0	1	1	0
BRAXTON CTY	81	24	39	0	0	0	0	0	17	14	8
CHANGE	80	58	65	1	1	10	10	13	33	33	5
TOTAL	8+	34-	26-	1-	1-	2-	2-	10-	4+	19-	3+
RURAL	81	20	35	0	0	0	0	0	16	11	8
CHANGE	80	51	58	1-	1-	2-	2-	9-	13	27	5
TOTAL	8+	31-	23-	0	0	0	0	0	3+	16-	3+
SHERIFF	81	2	2	0	0	0	0	0	0	0	2
CHANGE	80	1	9	1	1	0	0	2	4	2	1
TOTAL	1-	7-	8-	1-	1-	0	0	2-	4-	2-	1+
STATE POLICE	81	15	33	0	0	0	0	0	16	11	6
CHANGE	80	42	48	0	0	1	2	7	9	25	4
TOTAL	9+	24-	15-	0	1-	2-	7-	7-	7+	14-	2+
MUNICIPAL	81	4	4	0	0	0	0	0	1	3	0
CHANGE	80	7	7	0	0	0	0	1	0	6	0
TOTAL	0	3-	3-	0	0	0	0	1-	1+	3-	0
GASSAWAY PD	81	4	4	0	0	0	0	0	1	3	0
CHANGE	80	3	3	0	0	0	0	1	0	2	0
TOTAL	0	1+	1+	0	0	0	0	1-	1+	1+	0
SUTTON PD	81	0	0	0	0	0	0	0	0	0	0
CHANGE	80	2	2	0	0	0	0	0	0	2	0
TOTAL	0	2-	2-	0	0	0	0	0	0	2-	0
BURNSVILLE PD	81	0	0	0	0	0	0	0	0	0	0
CHANGE	80	2	2	0	0	0	0	0	0	2	0
TOTAL	0	2-	2-	0	0	0	0	0	0	2-	0
BROOKE CTY	81	21	59	2	1	0	6	9	18	36	8
CHANGE	80	27	33	0	0	1	2	3	13	14	0
TOTAL	15+	32+	67+	2+	1+	1-	4+	6+	5+	22+	8+
RURAL	81	16	37	2	1	0	6	7	17	13	7
CHANGE	80	10	10	0	0	1	1	3	4	1	0
TOTAL	16+	27+	43+	2+	1+	1-	5+	4+	13+	12+	7+
SHERIFF	81	16	35	1	1	0	6	7	16	13	7
CHANGE	80	0	9	0	0	1	1	2	4	4	0
TOTAL	16+	26+	42+	1+	1+	1-	5+	5+	12+	12+	7+

JAN THRU DEC 81-80

PART I ARRESTS BY CHARGE AND AGENCY TYPE

PAGE 4

AGENCY	POLICE 81	CHARGE	JUVENILE		ADULTS		TOTAL	MURDER	NEG	MANSL	RAPE	FORCIBLE	ROBBERY	AGGRAV ASSAULT	BURGLARY	LARCENY	AUTO THEFT
			80	CHG	80	CHG											
STATE POLICE	0	2	0	1	0	0	0	0	0	0	0	0	0	0	1	0	0
CHANGE	0	1+	0	1+	0	0	0	0	0	0	0	0	0	0	1+	0	0
MUNICIPAL	5	22	5	0	0	0	0	0	0	0	0	0	2	2	1	23	1
CHANGE	6	17	6	0	0	0	0	0	0	0	0	0	1	2+	8-	10+	1+
FOLLANSBEE PD	0	0	0	0	0	0	0	0	0	0	0	0	0	0	0	0	0
CHANGE	0	0	0	0	0	0	0	0	0	0	0	0	0	0	0	0	0
MELLSBURG PD	5	22	5	0	0	0	0	0	0	0	0	0	2	2	1	23	1
CHANGE	6	14	6	0	0	0	0	0	0	0	0	0	1	0	6	13	0
BETHANY PD	0	3	0	0	0	0	0	0	0	0	0	0	0	0	0	0	0
CHANGE	0	3-	0	0	0	0	0	0	0	0	0	0	0	0	3-	0	0
CABELL CITY	285	750	285	14	14	3	20	35	84	227	612	40	35	84	227	612	40
TOTAL	345	709	345	17	17	17	50	48	116	244	571	50	48	116	244	571	50
CHANGE	60-	41+	60-	7+	7+	2+	3+	13-	32-	17-	41+	10-	13-	32-	17-	41+	10-
RURAL	56	219	56	8	8	1	9	8	23	39	174	13	8	23	39	174	13
CHANGE	61	193	61	0	0	0	4	10	50	56	117	17	10	50	56	117	17
SHERIFF	27	153	27	4	4	1	8	6	14	30	114	3	6	14	30	114	3
CHANGE	42	143	42	0	0	0	3	4	46	43	83	6	4	46	43	83	6
STATE POLICE	19	66	19	4	4	0	1	2	9	9	60	10	2	9	9	60	10
CHANGE	10+	16+	10+	4+	4+	0	0	4-	5+	4-	26+	11	4	5+	4-	26+	11
MUNICIPAL	229	531	229	6	6	2	11	27	61	188	438	27	61	188	438	27	61
CHANGE	284	516	284	7	7	1	13	38	66	188	454	33	66	188	454	33	66
BARBOURSVILLE PD	8	45	8	0	0	0	0	0	1	0	50	2	1	0	50	2	0
CHANGE	21	32	21	0	0	0	0	2	4	10	8	8	2	4	10	8	8
HUNTINGTON PD	210	474	210	6	6	2	11	27	58	183	372	25	58	183	372	25	58
CHANGE	251	468	251	7	7	1	13	31	60	163	435	24	60	163	435	24	60
MILTON PD	8	6	8	0	0	0	0	0	0	4	10	0	0	4	10	0	0
CHANGE	10	21	10	0	0	0	0	5	1	7	8	0	1	7	8	0	0
	2-	5-	2-	0	0	0	0	5-	1-	3-	2+	0	1-	3-	2+	0	0

JAN THRU DEC 81-80

PAGE 5

PART I ARRESTS BY CHARGE AND AGENCY TYPE

	ADULTS		JUVENILE		TOTAL	MURDER	CRIMINAL	HOMICIDE	FORCIBLE	ROBBERY	AGGRAV ASSAULT	BURGLARY	LARCENY	AUTO THEFT
	81	80	81	80										
MU SECURITY POLICE	3	6	9	0	0	0	0	0	0	0	2	1	6	0
CHANGE	1+	0	1+	0	0	0	0	0	0	0	1+	2-	3+	1-
CALHOUN CTY	3	24	27	1	0	0	0	0	0	0	4	7	12	3
CHANGE	4	39	43	1+	0	0	0	0	0	0	7	18	16	2
RURAL	1-	15-	16-	0	0	0	0	0	0	0	3-	11-	4-	1+
SHERIFF	0	0	0	0	0	0	0	0	0	0	0	0	0	0
CHANGE	0	0	0	0	0	0	0	0	0	0	0	0	0	0
STATE POLICE	3	24	27	1	0	0	0	0	0	0	4	7	12	3
CHANGE	1-	15-	16-	1+	0	0	0	0	0	0	3-	11-	4-	1+
MUNICIPAL	0	0	0	0	0	0	0	0	0	0	0	0	0	0
CHANGE	0	0	0	0	0	0	0	0	0	0	0	0	0	0
GRANTSVILLE PD	0	0	0	0	0	0	0	0	0	0	0	0	0	0
CHANGE	0	0	0	0	0	0	0	0	0	0	0	0	0	0
CLAY CTY	11	94	105	0	0	0	0	0	0	0	14	16	67	6
CHANGE	17-	17+	105	1-	0	0	0	0	0	0	18	38	33	8
RURAL	11	94	105	0	0	0	0	0	0	0	14	16	67	4
CHANGE	17-	17+	105	1-	0	0	0	0	0	0	18	38	33	8
SHERIFF	0	0	0	0	0	0	0	0	0	0	0	0	0	0
CHANGE	0	0	0	0	0	0	0	0	0	0	0	0	0	0
STATE POLICE	11	94	105	0	0	0	0	0	0	0	14	16	67	4
CHANGE	17-	17+	105	1-	0	0	0	0	0	0	18	38	33	8
MUNICIPAL	0	0	0	0	0	0	0	0	0	0	0	0	0	0
CHANGE	0	0	0	0	0	0	0	0	0	0	0	0	0	0

JAN THRU DEC 81-80

PAGE 6

PART I ARRESTS BY CHARGE AND AGENCY TYPE
 JUVENILE ADULTS GRAND CRIMINAL HOMICIDE FORCIBLE ROBBERY AGGRAV BURGLARY LARCENY AUTO
 TOTAL MURDER NEG MANSL RAPE ASSAULT THEFT

CLAY PD	81	80	CHANGE	0	0	0	0	0	0	0	0	0	0	0	0	0	0	0	0
DODDRIAGE CITY TOTAL	2	21	19+	0	0	0	0	0	0	0	0	0	0	0	0	0	0	0	0
CHANGE	3	14	11+	0	0	0	0	0	0	0	0	0	0	0	0	0	0	0	0
RURAL	2	20	18+	0	0	0	0	0	0	0	0	0	0	0	0	0	0	0	0
CHANGE	1	14	13+	0	0	0	0	0	0	0	0	0	0	0	0	0	0	0	0
SHERIFF	0	2	2-	0	0	0	0	0	0	0	0	0	0	0	0	0	0	0	0
CHANGE	1	4	3-	0	0	0	0	0	0	0	0	0	0	0	0	0	0	0	0
STATE POLICE	2	18	16+	0	0	0	0	0	0	0	0	0	0	0	0	0	0	0	0
CHANGE	0	10	10+	0	0	0	0	0	0	0	0	0	0	0	0	0	0	0	0

WEST UNION PD	81	80	CHANGE	1	1	1	1	1	1	1	1	1	1	1	1	1	1	1	1
MUNICIPAL	0	1	1+	0	0	0	0	0	0	0	0	0	0	0	0	0	0	0	0
CHANGE	2	0	2-	0	0	0	0	0	0	0	0	0	0	0	0	0	0	0	0
RURAL	0	1	1+	0	0	0	0	0	0	0	0	0	0	0	0	0	0	0	0
CHANGE	2	0	2-	0	0	0	0	0	0	0	0	0	0	0	0	0	0	0	0

117

FAYETTE CITY	81	80	CHANGE	139	254	115+	12	7	14	46	80	118	15
TOTAL	101	512	411+	3	15	12	78	89	181	30	15	15-	
CHANGE	62	58	120-	7+	2-	8-	32	9-	63-	15-	15-		
RURAL	23	184	161+	9	0	7	12	41	63	66	9	21-	
CHANGE	58	276	218+	4+	3-	15	11	69	67	85	12-		
SHERIFF	7	129	122+	1	0	2	7	32	42	46	6	1-	
CHANGE	29	135	106+	2	3	5	0	57	40	50	7		
STATE POLICE	16	55	39+	3	0	3	5	7	25	24	1-		
CHANGE	29	83	54+	6	0	10	5	9	21	20	3		
MUNICIPAL	16	70	54+	3	1	0	2	5	17	52	6		
CHANGE	43	94	51-	0	1	0	1	9	22	96	3-		

JAN THRU DEC 81-80

PAGE 7

PART I ARRESTS BY CHARGE AND AGENCY TYPE

AGENCY	CHARGE	ADULTS		GRAND TOTAL		MURDER	CRIMINAL	HOMICIDE	NEG MANSL	FORCIBLE RAPE	ROBBERY	AGGRAV ASSAULT	BURGLARY	LARCENY	AUTO THEFT
		JUVENILE	TOTAL	JUVENILE	TOTAL										
ANSTED PD	81	0	0	0	0	0	0	0	0	0	0	0	0	0	0
	80	0	0	0	0	0	0	0	0	0	0	0	0	0	0
CHANGE		0	0	0	0	0	0	0	0	0	0	0	0	0	0
FAYETTEVILLE PD	81	2	2	4	4	0	0	0	0	0	0	0	4	0	0
	80	0	1	1	3+	0	0	0	0	0	0	0	1	0	0
CHANGE		2+	1+	3+	3+	0	0	0	0	0	0	0	3+	0	0
MONTGOMERY PD	81	7	28	35	35	0	0	0	0	0	0	3	6	26	0
	80	22	36	58	58	0	0	0	0	0	1	2+	5	46	5
CHANGE		15-	8-	23-	23-	0	0	0	0	0	1-	1+	1+	20-	5-
MOUNT HOPE PD	81	0	4	4	4	0	0	0	0	0	0	0	1	3	0
	80	1	2	3	3	0	0	0	0	0	0	0	3	0	0
CHANGE		1-	2+	1+	1+	0	0	0	0	0	0	0	2-	3+	0
OAK HILL PD	81	7	31	38	38	3	1	0	0	0	0	1	6	23	4
	80	20	54	74	74	0	0	0	0	0	0	8	13	49	4
CHANGE		13-	23-	36-	36-	3+	1+	0	0	0	0	7-	7-	26-	0
MEADOW BRIDGE PD	81	0	0	0	0	0	0	0	0	0	0	0	0	0	0
	80	0	0	0	0	0	0	0	0	0	0	0	0	0	0
CHANGE		0	0	0	0	0	0	0	0	0	0	0	0	0	0
SMITHERS PD	81	0	0	0	0	0	0	0	0	0	0	0	0	0	0
	80	0	0	0	0	0	0	0	0	0	0	0	0	0	0
CHANGE		0	0	0	0	0	0	0	0	0	0	0	0	0	0
PAX PD	81	0	0	0	0	0	0	0	0	0	0	0	0	0	0
	80	0	0	0	0	0	0	0	0	0	0	0	0	0	0
CHANGE		0	0	0	0	0	0	0	0	0	0	0	0	0	0
N VA TECH SECURITY	81	0	3	3	3	0	0	0	0	0	2	1	0	0	0
	80	0	1	1	2+	0	0	0	0	0	0	0	0	0	0
CHANGE		0	2+	2+	2+	0	0	0	0	0	2+	1+	0	1-	0
GAULEY BRIDGE PD	81	0	2	2	2	0	0	0	0	0	0	0	0	0	2
	80	0	0	0	0	0	0	0	0	0	0	0	0	0	0
CHANGE		0	2+	2+	2+	0	0	0	0	0	0	0	0	0	2+
GILMER CTY TOTAL	81	4	16	20	20	0	0	0	0	0	0	5	5	6	4
	80	5	21	26	26	0	1	0	0	0	1	3	19	2	0
CHANGE		1-	5-	6-	6-	0	0	0	0	0	1-	2+	16-	4+	4+
RURAL	81	1	15	16	16	0	0	0	0	0	0	5	2	6	3
	80	1	18	19	21	0	0	0	0	0	0	2	16	4+	0
CHANGE		2-	3-	5-	5-	0	0	0	0	0	0	3+	14-	4+	3+
SHERIFF	81	1	8	9	9	0	0	0	0	0	0	3	2	3	1
	80	0	2	2	7+	0	0	0	0	0	0	0	0	0	0
CHANGE		1+	6+	7+	7+	0	0	0	0	0	0	3+	0	3+	1+

JAN THRU DEC 81-80

PART I ARRESTS BY CHARGE AND AGENCY TYPE
JUVENILE ADULTS GRAND CRIMINAL HOMICIDE FORCIBLE ROBBERY AGGRAV BURGULARY LARCENY AUTO
TOTAL MURDER NEG MANSL RAPE ASSAULT THEFT

AGENCY	CHARGE	JUVENILE	ADULTS	GRAND	CRIMINAL	HOMICIDE	FORCIBLE	ROBBERY	AGGRAV	BURGULARY	LARCENY	AUTO
				TOTAL	MURDER	NEG	MANSL	RAPE	ASSAULT			THEFT
STATE POLICE	81	0	7	7	0	0	0	0	0	0	3	2
	80	3	16	19	0	0	0	1	2	14	2	0
	CHANGE	3-	9-	12-	0	0	0	1-	0	14-	1+	2+
MUNICIPAL	81	3	1	4	0	0	0	0	0	3	0	1
	80	2	3	5	0	0	0	1	1	3	0	0
	CHANGE	1+	2-	1-	0	0	0	1-	0	0	0	1+
OLENVILLE PD	81	3	1	4	0	0	0	0	0	3	0	1
	80	2	2	4	0	0	0	0	0	3	0	0
	CHANGE	1+	1-	0	0	0	0	1-	0	0	0	1+
OLENVILLE ST SECURITY	81	0	0	0	0	0	0	0	0	0	0	0
	80	0	1	1	0	0	0	0	1	0	0	0
	CHANGE	0	1-	1-	0	0	0	0	0	0	0	0

 GRANT CITY TOTAL 81 5 27 32 0 0 0 0 0 1 23 6 2
 80 12 21 33 0 0 0 0 0 0 23 9 0
 CHANGE 7- 6+ 1- 1- 0 0 0 0 1+ 0 0 3- 2+

110
 RURAL 81 5 25 30 0 0 0 0 0 0 22 6 2
 80 11 19 30 0 0 0 0 0 0 20 9 0
 CHANGE 6- 6+ 0 1- 0 0 0 0 0 0 2+ 3- 2+
 SHERIFF 81 0 11 11 0 0 0 0 0 0 11 0 0
 80 0 1 1 0 0 0 0 0 0 0 1 0 0
 CHANGE 0 10+ 10+ 0 0 0 0 0 0 0 11+ 1- 0

STATE POLICE 81 5 14 19 0 0 0 0 0 0 11 6 2
 80 11 18 29 0 0 0 0 0 0 20 8 0
 CHANGE 6- 4- 10- 0 1- 0 0 0 0 0 9- 2- 2+
 MUNICIPAL 81 0 2 2 0 0 0 0 0 1 1 0 0
 80 1 2 3 0 0 0 0 0 0 3 0 0
 CHANGE 1- 0 1- 0 0 0 0 0 1+ 0 0 0 0

PETERSBURG PD 81 0 1 1 0 0 0 0 0 0 1 0 0
 80 1 2 3 0 0 0 0 0 0 3 0 0
 CHANGE 1- 1- 2- 0 0 0 0 0 0 0 2- 0 0
 BAYARD PD 81 0 1 1 0 0 0 0 0 1 0 0 0
 80 0 0 0 0 0 0 0 0 0 0 0 0
 CHANGE 0 1+ 1+ 0 0 0 0 0 0 1+ 0 0 0

 GREENBRIER CITY TOTAL 81 22 71 93 5 2 2 2 2 8 33 37 6
 80 18 45 63 1 1 2 1 0 3 15 28 13
 CHANGE 4+ 26+ 30+ 4+ 1- 1- 0 0 2+ 5+ 18+ 9+ 7-

JAN THRU DEC 81-80

PAGE 9

PART I ARRESTS BY CHARGE AND AGENCY TYPE

	JUVENILE	ADULTS	GRAND TOTAL	MURDER	HOMICIDE	FORCIBLE RAPE	ROBBERY	AGGRAV ASSAULT	BURGLARY	LARCENY	AUTO THEFT
RURAL	19	64	83	5	0	2	2	8	27	33	6
CHANGE	13	37	50	1	0	0	0	3	16	25	5
SHERIFF	6+	27+	33+	4+	0	0	2+	5+	13+	8+	1+
STATE POLICE	0	26	26	1	0	2	0	8	7	5	3
CHANGE	0	0	0	0	0	0	0	0	0	0	0
MUNICIPAL	19	38	57	4	0	0	2	0	20	28	3
CHANGE	13	37	50	1	0	2-	0	3-	14	25	2-
LEWISBURG PD	6+	1+	7+	3+	0	0	2+	0	6+	3+	2-
RAINELLE PD	3	7	10	0	0	0	0	0	6	4	0
CHANGE	5	8	13	0	1-	0	0	0	1	3	8-
RONCEVERTE PD	2-	1-	3-	0	1-	0	0	0	5+	1+	0
WHITE SULPHUR SPRINGS PD	0	7	7	0	0	0	0	0	3	4	0
CHANGE	0	1	1	0	0	0	0	0	0	0	1-
QUINWOOD PD	0	6+	6+	0	0	0	0	0	3+	4+	0
RUPERT PD	0	0	0	0	0	0	0	0	0	0	0
CHANGE	0	0	0	0	0	0	0	0	1	3-	0
HAMPSHIRE CTY TOTAL	28	84	112	0	0	0	2	9	52	42	7
CHANGE	24	51	75	0	2	0	3	4	31	29	4
RURAL	26	82	108	0	0	0	2	9	49	42	6
CHANGE	2+	31+	33+	0	2-	2-	1-	5+	31	29	4
SHERIFF	3	8	11	0	0	0	0	0	3	8	0
CHANGE	5-	15	23	0	0	0	0	0	12	19-	1-

JAN THRU DEC 81-80

PAGE 10

PART I ARRESTS BY CHARGE AND AGENCY TYPE

	JUVENILE	ADULTS	GRAND TOTAL	MURDER	CRIMINAL	HOMICIDE	FORCIBLE	ROBBERY	AGGRAV ASSAULT	BURGLARY	LARCENY	AUTO THEFT
STATE POLICE 81	23	74	97	0	0	0	0	2	9	46	34	6
80	16	36	52	0	2	2	2	3	2	19	21	3
CHANGE	7+	38+	45+	0	2-	2-	2-	1-	7+	27+	13+	3+
MUNICIPAL 81	2	2	4	0	0	0	0	0	0	3	0	1
80	0	0	0	0	0	0	0	0	0	0	0	0
CHANGE	2+	2+	4+	0	0	0	0	0	0	3+	0	1+
RONNEY PD 81	2	2	4	0	0	0	0	0	0	3	0	1
80	0	0	0	0	0	0	0	0	0	0	0	0
CHANGE	2+	2+	4+	0	0	0	0	0	0	3+	0	1+
HANCOCK CITY TOTAL	51	156	207	5	2	2	3	13	22	34	118	12
CHANGE	37	165	202	0	1	1	16	20	41	106	18	6-
RURAL 81	3	64	67	1	0	0	0	9	14	18	24	1
80	6	55	61	1+	0	0	0	7	12	20	17+	4-
CHANGE	3-	9+	6+	1+	0	0	0	2+	2+	2-	7+	4-
SHERIFF 81	3	63	66	1	0	0	0	9	14	18	23	1
80	6	55	61	0	0	0	0	7	12	20	17	5
CHANGE	3-	8+	5+	1+	0	0	0	2+	2+	2-	6+	4-
STATE POLICE 81	0	1	1	0	0	0	0	0	0	0	1	0
80	0	0	0	0	0	0	0	0	0	0	0	0
CHANGE	0	1+	1+	0	0	0	0	0	0	0	1+	0
MUNICIPAL 81	48	92	140	4	0	0	3	4	8	16	94	11
80	31	110	141	0	0	0	1	9	8	21	89	13
CHANGE	17+	18-	1-	4+	0	0	2+	5-	0	5-	5+	2-
CHESTER PD 81	2	4	6	1	0	0	0	0	2	2	0	1
80	2	2	4	0	0	0	0	0	2	3	1	0
CHANGE	0	2+	2+	1+	0	0	0	0	2+	1-	1-	1+
MEIRTON PD 81	46	88	134	3	0	0	3	4	6	14	94	10
80	29	106	135	0	0	0	1	9	8	18	86	13
CHANGE	17+	18-	1-	3+	0	0	2+	5-	2-	4-	8+	3-
NEW CUMBERLAND PD 81	0	0	0	0	0	0	0	0	0	0	0	0
80	0	2	2	0	0	0	0	0	0	0	0	0
CHANGE	0	2-	2-	0	0	0	0	0	0	0	0	0
HARDY CITY TOTAL	8	58	66	0	1	1	2	0	8	37	17	1
80	6	20	26	0	0	0	0	2	5	10	10	2
CHANGE	2+	38+	40+	0	1+	1+	2+	2-	5+	28+	7+	1-

JAN THRU DEC 81-80

PAGE 11

PART I ARRESTS BY CHARGE AND AGENCY TYPE

AGENCY	CHARGE	ADULTS		JUVENILE		TOTAL	AGENCY TYPE		MURDER	NEG	MANSL	FORCIBLE	ROBBERY	AGGRAV ASSAULT	BURGLARY	LARCENY	AUTO THEFT
		81	80	81	80		CRIMINAL	HOMICIDE									
RURAL	81	64	50	6	1	114	0	1	2	0	0	0	0	2	30	15	0
	80	20	21	1	0	41	0	0	0	2	0	0	2	3	9	7	0
	CHANGE	24+	29+	5+	1+	73+	0	1+	2+	2-	1-	0	2-	1-	21+	8+	0
SHERIFF	81	16	16	0	0	32	0	0	0	0	0	0	0	1	5	10	0
	80	12	12	0	0	24	0	0	0	2	0	0	2	3	2	5	0
	CHANGE	4+	4+	0	0	8	0	0	0	2-	0	0	2-	2-	3+	5+	0
STATE POLICE	81	28	34	6	1	69	0	1	2	0	0	0	0	1	25	5	0
	80	8	9	1	0	17	0	0	0	0	0	0	0	0	7	2	0
	CHANGE	20+	25+	5+	1+	52+	0	1+	2+	0	0	0	0	1+	18+	3+	0
MUNICIPAL	81	14	16	2	0	30	0	0	0	0	0	0	0	6	7	2	1
	80	0	5	3	0	8	0	0	0	0	0	0	0	0	0	3	2
	CHANGE	14+	11+	3-	0	22+	0	0	0	0	0	0	0	6+	7+	1-	1-
MOOREFIELD PD	81	6	6	0	0	12	0	0	0	0	0	0	0	0	5	1	0
	80	0	5	5	0	5	0	0	0	0	0	0	0	0	0	3	2
	CHANGE	6+	1+	5-	0	6+	0	0	0	0	0	0	0	0	5+	2-	2-
WARDENSVILLE PD	81	8	10	2	0	18	0	0	0	0	0	0	0	6	2	1	1
	80	0	0	0	0	0	0	0	0	0	0	0	0	0	0	0	0
	CHANGE	8+	10+	2+	0	18+	0	0	0	0	0	0	0	6+	2+	1+	1+
***** HARRISON CTY TOTAL *****																	
		81	368	421	4	793	4	0	5	9	23	85	275	23	85	275	22
		80	325	384	1	710	0	0	2	11	19	92	251	19	92	251	2
		CHANGE	43+	37+	3+	123+	0	0	1+	2-	4+	7-	24+	4+	7-	24+	14+
***** RURAL *****																	
		81	92	109	4	205	4	0	2	1	9	57	31	9	57	31	5
		80	95	116	0	190	0	0	0	4	15	52	40	15	52	40	5
		CHANGE	3-	7-	4+	15+	0	0	2+	3-	6-	5+	9-	6-	9-	9-	0
***** SHERIFF *****																	
		81	23	25	0	48	0	0	0	0	3	12	10	3	12	10	0
		80	2	2	0	4	0	0	0	0	0	0	0	0	0	2	0
		CHANGE	2+	23+	0	44+	0	0	0	0	3+	12+	8+	0	12+	8+	0
***** STATE POLICE *****																	
		81	69	84	4	157	4	0	2	1	6	45	21	6	45	21	5
		80	93	114	0	207	0	0	0	4	15	52	38	15	52	38	5
		CHANGE	24-	30-	4+	50-	0	0	2+	3-	9-	7-	17-	9-	7-	17-	0
***** MUNICIPAL *****																	
		81	276	312	0	588	0	0	1	8	14	28	244	14	28	244	17
		80	250	268	1	519	1	0	2	7	4	40	211	4	40	211	3
		CHANGE	46+	44+	1-	169+	0	0	1-	1+	10+	12-	33+	10+	12-	33+	14+
***** BRIDGEPORT PD *****																	
		81	105	109	0	214	0	0	0	0	2	2	105	2	2	105	0
		80	87	97	0	184	0	0	0	0	0	0	97	0	0	97	0
		CHANGE	18+	12+	0	30+	0	0	0	0	2+	2+	8+	2+	2+	8+	0
***** CLARKSBURG PD *****																	
		81	144	173	0	317	0	0	1	5	9	26	116	9	26	116	16
		80	111	123	1	235	1	0	2	7	0	19	94	0	19	94	0
		CHANGE	33+	50+	1-	82+	0	0	1-	2-	9+	17+	22+	0	17+	22+	16+

JAN THRU DEC 81-80

PAGE 12

PART I ARRESTS BY CHARGE AND AGENCY TYPE
 JUVENILE ADULTS GRAND CRIMINAL HOMICIDE FORCIBLE ROBBERY AGGRAV BURGLARY LARCENY AUTO
 TOTAL MURDER NEG MANSL RAPE ASSAULT THEFT

AGENCY	JUVENILE	ADULTS	GRAND TOTAL	MURDER	NEG	MANSL	RAPE	FORCIBLE	ROBBERY	AGGRAV ASSAULT	BURGLARY	LARCENY	AUTO THEFT
SALEM PD	0	7	7	0	0	0	0	0	0	2	0	5	0
CHANGE	4-	20	24	0	0	0	0	0	0	1+	10-	17-	1-
SHINNSTON PD	0	0	0	0	0	0	0	0	0	0	0	0	0
CHANGE	4-	0	4-	0	0	0	0	0	0	0	4-	0	0
STONEWOOD PD	0	1	1	0	0	0	0	0	0	0	0	1	0
CHANGE	0	4	4	0	0	0	0	0	0	3-	0	1	0
ANMOORE PD	0	0	0	0	0	0	0	0	0	0	0	0	0
CHANGE	1-	0	1-	0	0	0	0	0	0	0	1-	0	0
NUTTER FORT PD	1	15	16	0	0	0	0	0	3	1	0	11	1
CHANGE	6-	7	14	0	0	0	0	0	3+	1+	6-	5+	1-
LUMBERPORT PD	2	3	5	0	0	0	0	0	0	0	0	5	0
CHANGE	2+	1	4+	0	0	0	0	0	0	0	0	1	0
LOST CREEK PD	0	1	1	0	0	0	0	0	0	0	0	1	0
CHANGE	0	1+	1+	0	0	0	0	0	0	0	0	1+	0
WEST MILFORD PD	0	0	0	0	0	0	0	0	0	0	0	0	0
CHANGE	0	0	0	0	0	0	0	0	0	0	0	0	0
JACKSON CTY TOTAL	8	51	59	0	0	0	0	0	3	1	13	40	2
CHANGE	24	50	74	1	1	1	1	1	6	6	31	33	2
RURAL	3	41	44	0	0	0	0	0	3	0	11	29	1
CHANGE	14	34	48	0	1	1	1	1	0	3-	23	19	1
SHERIFF	3	22	25	0	0	0	0	0	1	0	3	21	0
CHANGE	3+	10+	13+	0	0	0	0	0	1+	1-	0	8	0
STATE POLICE	0	19	19	0	0	0	0	0	2	0	8	8	1
CHANGE	14-	22	36	0	1	1	1	1	0	2-	20-	11	1
MUNICIPAL	5	10	15	0	0	0	0	0	0	1	2	11	1
CHANGE	5-	16	26	0	0	0	0	0	0	3	8	14	1
		6-	11-							2-	6-	3-	0

JAN THRU DEC 81-80

PAGE 13

PART I ARRESTS BY CHARGE AND AGENCY TYPE

	JUVENILE	ADULTS	GRAND TOTAL	MURDER	CRIMINAL	HOMICIDE	FORCIBLE	ROBBERY	AGGRAV ASSAULT	BURGLARY	LARCENY	AUTO THEFT
RAVENSWOOD PD	5	10	13	0	0	0	0	0	1	1	11	0
CHANGE	3-	6-	9-	0	0	0	0	0	2-	4-	2-	1-
RIPLEY PD	2	0	2	0	0	0	0	0	0	1	0	1
CHANGE	2-	0	2-	0	0	0	0	0	0	2-	1-	1+
JEFFERSON CTY TOTAL	104	163	267	0	1	3	5	32	69	175	12	12
CHANGE	80	102	182	1	1	2	7	11	66	60	18	18
RURAL	44	95	139	0	0	3	0	8	55	65	8	8
CHANGE	49	75	124	1	1	2	5	9	57	41	4	4
SHERIFF	0	4	4	0	0	1	0	0	0	0	3	0
CHANGE	0	4+	4+	0	0	1+	0	0	0	0	3+	0
STATE POLICE	44	91	135	0	0	2	0	8	55	62	8	8
CHANGE	49	75	124	1	1	2	5	9	57	41	4	4
MUNICIPAL	60	68	128	0	1	0	5	24	14	80	4	4
CHANGE	15	27	42	0	0	0	2	22	9	19	10	10
CHARLES TOWN PD	46	45	91	0	0	0	2	15	9	63	2	2
CHANGE	45+	36+	81+	0	0	0	1+	15+	9+	55+	1+	1+
SHEPHERDSTOWN PD	0	0	0	0	0	0	0	0	0	0	0	0
CHANGE	2-	4-	6-	0	0	0	0	0	0	0	0	0
RANSON PD	11	14	25	0	1	0	3	5	5	11	0	0
CHANGE	3+	8+	11+	0	1+	0	2+	4+	7-	8+	2-	2-
HARPERS FERRY PD	3	9	12	0	0	0	0	4	0	6	2	2
CHANGE	1-	1+	0	0	0	0	0	3+	1	2	4+	5-
KANAWHA CTY TOTAL	634	1572	2206	17	17	115	184	453	1267	153	153	153
CHANGE	626	1549	2175	30	28	103	169	623	1073	142	142	142
	8+	23+	31+	5-	11-	12+	15+	172-	194+	11+	11+	11+

JAN THRU DEC 81-80

PART I ARRESTS BY CHARGE AND AGENCY TYPE

PAGE 14

AGENCY	ADULTS		JUVENILE		TOTAL	MURDER	CRIMINAL	HOMICIDE	FORCIBLE	ROBBERY	AGGRAV ASSAULT	BURGLARY	LARCENY	AUTO THEFT
	81	80	81	80										
RURAL	81	80	214	224	822	6	18	0	9	57	103	276	286	75
	CHANGE	CHANGE	10-	14+	4+	12-	4+	2-	10-	15+	33+	80-	67+	7-
SHERIFF	81	80	25	46	230	2	4	0	4	9	53	51	91	20
	CHANGE	CHANGE	21-	75+	54+	2-	4+	0	7-	1+	32+	46	58	28
STATE POLICE	81	80	189	178	592	4	16	0	5	48	50	225	285	55
	CHANGE	CHANGE	11+	61-	50-	10-	8	2	3-	14+	49	310	171	54
MUNICIPAL	81	80	420	402	1384	11	12	3	8	58	81	177	971	78
	CHANGE	CHANGE	18+	9+	27+	1-	9	3	1-	61	99	269	864	60
BELLE PD	81	80	0	0	0	0	0	0	0	0	0	0	0	0
	CHANGE	CHANGE	0	0	0	0	0	0	0	0	0	0	0	0
CHARLESTON PD	81	80	302	268	1034	11	11	0	7	46	72	125	717	56
	CHANGE	CHANGE	34+	19-	15+	0	0	3-	0	8-	15-	120	654	53
DUNBAR PD	81	80	25	23	112	0	0	0	0	2	1	11	86	12
	CHANGE	CHANGE	2+	31+	33+	0	0	0	1-	1+	4-	29-	56+	10+
NITRO PD	81	80	2	2	4	0	0	0	0	2	0	2	0	0
	CHANGE	CHANGE	5-	6-	11-	0	0	0	0	2+	0	5-	8-	0
ST ALBANS PD	81	80	57	53	128	0	0	0	0	2	1	9	112	4
	CHANGE	CHANGE	4+	21-	17-	0	0	0	1-	2-	0	11-	6-	3+
SOUTH CHARLESTON PD	81	80	19	42	55	0	1	0	1	6	6	4	32	6
	CHANGE	CHANGE	23-	4+	19-	1-	0	0	1+	4+	0	34	28	5
CHESAPEAKE PD	81	80	1	2	6	0	0	0	0	0	0	5	1	0
	CHANGE	CHANGE	1-	3-	4-	0	0	0	0	0	0	2-	1-	1-
MARMET PD	81	80	8	0	10	0	0	0	0	0	0	10	0	0
	CHANGE	CHANGE	7+	2+	9+	0	0	0	0	0	0	9+	0	0
EAST BANK PD	81	80	2	1	2	0	0	0	0	0	0	2	0	0
	CHANGE	CHANGE	1+	1-	0	0	0	0	0	0	0	0	0	0

JAN THRU DEC 81-80

PART I ARRESTS BY CHARGE AND AGENCY TYPE

PAGE 15

	JUVENILE	ADULTS	TOTAL	MURDER	CRIMINAL	HOMICIDE	FORCIBLE	ROBBERY	AGGRAV	BURGLARY	LARCENY	AUTO THEFT
							NEG MANSL	ASSAULT				
GLASGOW PD	0	0	0	0	0	0	0	0	0	0	0	0
CHANGE	0	0	0	0	0	0	0	0	0	0	0	0
CLENDENIN PD	0	23	23	0	0	0	0	0	0	0	23	0
CHANGE	0	19+	19+	0	0	0	0	0	0	0	19+	0
CEDAR GROVE PD	2	3	5	0	0	0	0	0	1	4	0	0
CHANGE	2+	1	4+	0	0	0	0	0	1+	3+	0	0
PRATT PD	0	2	2	0	0	0	0	0	0	0	0	0
CHANGE	5-	7-	7-	0	0	0	0	0	0	7-	0	0
HANDLEY PD	2	3	5	0	0	0	0	0	0	5	0	0
CHANGE	2+	3+	5+	0	0	0	0	0	0	5+	0	0
M VA ST COLLEGE SECURITY	0	0	0	0	0	0	0	0	0	0	0	0
CHANGE	0	0	0	0	0	0	0	0	0	0	0	0
LEWIS CTY TOTAL	9	47	56	0	0	0	0	5	0	21	30	0
CHANGE	7+	19+	26+	2-	0	0	0	3+	1-	18+	20	2-
RURAL	9	40	49	0	0	0	0	5	0	20	24	0
CHANGE	7+	17+	24+	2-	0	0	0	3+	1-	17+	15	2-
SHERIFF	2	22	24	0	0	0	0	2	0	5	17	0
CHANGE	2+	13+	15+	0	0	0	0	2+	0	4+	8	0
STATE POLICE	7	18	25	0	0	0	0	3	1	15	7	0
CHANGE	5+	4+	9+	2-	0	0	0	1+	1-	13+	0	2-
MUNICIPAL	0	7	7	0	0	0	0	0	0	1	6	0
CHANGE	0	2+	2+	0	0	0	0	0	0	0	1+	0
WESTON PD	0	5	5	0	0	0	0	0	0	0	5	0
CHANGE	0	2+	2+	0	0	0	0	0	0	1+	1+	0
LINCOLN CTY TOTAL	23	67	90	2	0	6	3	13	15	33	25	8
CHANGE	11-	3-	14-	3-	0	0	0	15	15	56	11	8

JAN THRU DEC 81-80

PART I ARRESTS BY CHARGE AND AGENCY TYPE PAGE 16
JUVENILE ADULTS GRAND CRIMINAL HOMICIDE FORCIBLE ROBBERY AGGRAV BURGLARY LARCENY AUTO
TOTAL MURDER NEG MANSL RAPE ASSAULT

CHARGE	81	80	CHANGE	JUVENILE	ADULTS	GRAND	CRIMINAL	HOMICIDE	FORCIBLE	ROBBERY	AGGRAV	BURGLARY	LARCENY	AUTO
								MURDER	NEG	MANSL	RAPE	ASSAULT		THEFT
RURAL	81	80	CHANGE	20	66	86	0	2	6	3	13	32	22	8
	12	69	101	12-	3-	15-	0	3	6	3	15	56	8	8
	12-	3-	15-				0	0	0	0	2-	24-	14+	0
SHERIFF	81	80	CHANGE	2	22	24	0	1	6	0	7	7	3	0
	0	0	0	2+	22+	24+	0	1+	6+	0	7+	7+	3+	0
	0	0	0				0	0	0	0	0	0	0	0
STATE POLICE	81	80	CHANGE	18	44	62	0	1	0	3	6	25	19	8
	32	69	101	14-	25-	39-	0	5	6	3	15	56	8	8
	14-	25-	39-				0	4-	6-	0	9-	31-	11+	0
MUNICIPAL	81	80	CHANGE	3	1	4	0	0	0	0	0	1	3	0
	0	0	0	1+	0	1+	0	0	0	0	0	0	0	0
	0	0	0				0	0	0	0	0	1+	0	0
HAMLIN PD	81	80	CHANGE	3	1	4	0	0	0	0	0	1	3	0
	2	1	3	1+	0	1+	0	0	0	0	0	0	0	0
	1+	0	1+				0	0	0	0	0	0	0	0

LOGAN CTY TOTAL 81 104 80 24 17 80 104 413 4 3 1 6 132 148 24
 CHANGE 87+ 102+ 189+ 1- 2+ 4+ 60+ 73+ 5+
 13 10 3+ 13 9 42+ 67+ 74+ 19 5+

RURAL 81 101 80 21 8 80 101 399 4 1 1- 7 13 80 132 139 24
 CHANGE 93+ 100+ 193+ 1- 1- 1- 42+ 67+ 74+ 19 5+

SHERIFF 81 80 21 26 5- 6 2 27 28 1- 0 0 4 12 1 1
 CHANGE 4+ 5- 1- 0 0 0 2+ 2+ 2- 1 0 0

STATE POLICE 81 95 277 172 105+ 95 372 372 2 2 1- 7 11 74 128 127 23
 CHANGE 89+ 105+ 194+ 1- 1- 1- 40+ 72+ 76+ 51 16 5+

MUNICIPAL 81 80 11 9 2+ 3 9 14 18 4- 0 0 4 0 9 0 0
 CHANGE 6- 2+ 4- 0 0 0 1+ 1- 7- 1- 4+ 7- 1- 0 0 0

LOGAN PD 81 80 6 6 0 3 6 9 206 3 1 1- 6 9 58 65 19
 CHANGE 93+ 100+ 193+ 1- 1- 1- 42+ 67+ 74+ 19 5+

MAN PD 81 80 4 5 1- 0 12 4 12 8- 0 0 3 0 0 0 0
 CHANGE 7- 1- 8- 0 0 0 1+ 1+ 4- 0 0 3+ 4- 8- 0 0

CHAPMANVILLE PD 81 80 1 4 3- 0 1 1 1 6 5- 0 0 0 1 2 1-
 CHANGE 2- 3- 5- 0 0 0 0 0 0 0 0 0 0 0 0 0

JAN THRU DEC 81-80

PART I ARRESTS BY CHARGE AND AGENCY TYPE
JUVENILE ADULTS GRAND CRIMINAL HOMICIDE FORCIBLE ROBBERY AGGRAV BURGLARY LARCENY AUTO
TOTAL MURDER NEG MANSL RAPE ASSAULT THEFT

CHARGE	JUVENILE	ADULTS	GRAND TOTAL	MURDER	NEG MANSL	RAPE	ROBBERY	AGGRAV ASSAULT	BURGLARY	LARCENY	AUTO THEFT
MCDONELL CITY TOTAL	26	117	143	10	6	0	0	16	79	21	11
CHANGE	25	95	120	7	0	0	8	18	45	24	11
RURAL	23	98	121	10	6	0	0	15	63	19	8
CHANGE	22	87	109	7	1-	0	6	18	38	22	11
SHERIFF	1	28	29	2	0	0	0	0	15	12	0
CHANGE	0	10	10	0	0	0	0	0	2	8	0
STATE POLICE	22	70	92	8	6	0	0	15	48	7	8
CHANGE	22	77	99	7	1-	0	6	18	36	14	11
MUNICIPAL	3	19	22	0	0	0	0	1	16	2	3
CHANGE	0	11+	11+	0	0	0	2-	1+	7	0	3+
KEYSTONE PD	0	0	0	0	0	0	0	0	0	0	0
CHANGE	0	0	0	0	0	0	0	0	0	0	0
WAR PD	0	1	1	0	0	0	0	0	0	1	0
CHANGE	0	1+	1+	0	0	0	0	0	0	1+	0
WELCH PD	0	0	0	0	0	0	0	0	0	0	0
CHANGE	0	0	0	0	0	0	0	0	0	0	0
ANAMALT PD	0	0	0	0	0	0	0	0	0	0	0
CHANGE	0	0	0	0	0	0	0	0	0	0	0
GARY PD	0	1	1	0	0	0	0	0	1	0	0
CHANGE	3	1-	4-	0	0	0	2-	0	0	2-	0
NORTH FORK PD	0	2	2	0	0	0	0	1	0	0	1
CHANGE	0	4-	4-	0	0	0	0	1+	6-	0	1+
DAVY PD	0	0	0	0	0	0	0	0	0	0	0
CHANGE	0	0	0	0	0	0	0	0	0	0	0
KIMBALL PD	0	7	7	0	0	0	0	0	6	0	1
CHANGE	0	7+	7+	0	0	0	0	0	6+	0	1+

JAN THRU DEC 81-80

PART I ARRESTS BY CHARGE AND AGENCY TYPE

AGENCY	TOTAL	CRIMINAL HOMICIDE FORCIBLE ROBBERY AGGRAV BURGULARY LARCENY AUTO									
		JUVENILE	ADULTS	GRAND	MURDER	NEG	MANSL	RAPE	ASSAULT	ASSAULT	ASSAULT

IEAGER PD	81	1	0	1	0	0	0	0	0	0	0	0	0	0	0	1
80	0	0	0	0	0	0	0	0	0	0	0	0	0	0	0	0
CHANGE	1+	1+	0	1+	0	0	0	0	0	0	0	0	0	0	0	1+

BRADSHAW PD	81	2	8	10	0	0	0	0	0	0	0	9	1	0	0	0
80	0	0	0	0	0	0	0	0	0	0	0	0	0	0	0	0
CHANGE	2+	8+	10+	0	0	0	0	0	0	0	0	9+	1+	0	0	0

MARION CITY	81	65	354	419	2	1	11	35	31	122	200	17	200	17	200	17
80	78	300	378	5	0	6	35	35	35	112	162	23	162	23	162	23
CHANGE	13-	54+	41+	3-	1+	5+	0	0	4-	10+	38+	6-	38+	6-	38+	6-

RURAL	81	15	166	181	2	0	2	18	12	72	68	7	68	7	68	7
80	17	135	152	4	0	4	11	14	14	55	58	6	58	6	58	6
CHANGE	2-	31+	29+	2-	0	2-	7+	2-	2-	19+	10+	1-	10+	1-	10+	1-

SHERIFF	81	1	93	94	1	0	2	9	12	26	43	1	43	1	43	1
80	0	73	73	1	0	1	5	9	12	30	27	0	27	0	27	0
CHANGE	1+	20+	21+	0	0	1+	4+	4+	3+	4-	16+	1+	16+	1+	16+	1+

STATE POLICE	81	14	73	87	1	0	0	9	0	46	25	6	25	6	25	6
80	17	62	79	3	0	3	6	5	5	21	31	8	31	8	31	8
CHANGE	3-	11+	8+	2-	0	3-	3+	5-	5-	23+	6-	2-	23+	6-	23+	6-

MUNICIPAL	81	50	188	238	0	1	9	17	19	50	132	10	132	10	132	10
80	61	165	226	1	0	2	24	24	21	59	104	15	104	15	104	15
CHANGE	11-	23+	12+	1-	1+	7+	7-	2-	2-	9-	28+	5-	28+	5-	28+	5-

FAIRMONT PD	81	47	189	227	0	1	9	17	19	45	127	9	127	9	127	9
80	60	163	223	1	0	2	24	24	21	56	104	15	104	15	104	15
CHANGE	13-	17+	4+	1-	1+	7+	7-	2-	2-	11-	23+	6-	23+	6-	23+	6-

MANNINGTON PD	81	0	6	6	0	0	0	0	0	0	5	1	5	1	5	1
80	1	0	1	0	0	0	0	0	0	1	0	0	0	0	0	0
CHANGE	1-	6+	5+	0	0	0	0	0	0	1-	5+	0	5+	0	5+	0

RIVESVILLE PD	81	0	0	0	0	0	0	0	0	0	0	0	0	0	0	0
80	0	0	0	0	0	0	0	0	0	0	0	0	0	0	0	0
CHANGE	0	0	0	0	0	0	0	0	0	0	0	0	0	0	0	0

MONONGAH PD	81	1	0	1	0	0	0	0	0	1	0	0	0	0	0	0
80	0	0	0	0	0	0	0	0	0	0	0	0	0	0	0	0
CHANGE	1+	0	1+	0	0	0	0	0	0	1+	0	0	0	0	0	0

FAIRVIEW PD	81	2	0	2	0	0	0	0	0	2	0	0	0	0	0	0
80	0	0	0	0	0	0	0	0	0	0	0	0	0	0	0	0
CHANGE	2+	0	2+	0	0	0	0	0	0	2+	0	0	0	0	0	0

FARMINGTON PD	81	0	2	2	0	0	0	0	0	2	0	0	0	0	0	0
80	0	0	0	0	0	0	0	0	0	0	0	0	0	0	0	0
CHANGE	0	2	2	0	0	0	0	0	0	2	0	0	0	0	0	0

JAN THRU DEC 81-80

PAGE 19

PART I ARRESTS BY CHARGE AND AGENCY TYPE

	JUVENILE	ADULTS	GRAND TOTAL	MURDER	NEG MANSL	RAPE	FORCIBLE	ROBBERY	AGGRAV ASSAULT	BURGLARY	LARCENY	AUTO THEFT
GRANT TOWN PD	0	0	0	0	0	0	0	0	0	0	0	0
CHANGE	0	0	0	0	0	0	0	0	0	0	0	0
WORTHINGTON PD	0	0	0	0	0	0	0	0	0	0	0	0
CHANGE	0	0	0	0	0	0	0	0	0	0	0	0
MARSHALL CTY TOTAL	36	197	233	1	0	1	10	8	60	139	16	14
CHANGE	33	190	223	1	0	1	6	13	38	156	8	8
RURAL	5	54	59	1	0	1	7	5	18	24	3	3
CHANGE	6	47	53	1	0	1	2	4	10	26	4	4
SHERIFF	0	30	30	0	0	0	7	3	8	11	1	1
CHANGE	3	23	26	0	0	0	0	5	5	14	2	2
STATE POLICE	5	24	29	1	0	1	0	2	10	13	2	2
CHANGE	3	24	27	0	0	1	2	4	5	12	2	0
MUNICIPAL	31	143	174	0	0	0	3	3	42	115	11	11
CHANGE	27	143	170	0	0	0	4	4	28	130	4	4
BENWOOD PD	6	68	74	0	0	0	0	1	6	67	0	0
CHANGE	3	70	73	0	0	0	0	0	3	70	0	0
CAMERON PD	0	0	0	0	0	0	0	0	0	0	0	0
CHANGE	0	0	0	0	0	0	0	0	0	0	0	0
GLEN DALE PD	2	11	13	0	0	0	0	0	4	5	4	4
CHANGE	4	4	8	0	0	0	0	0	3	5	0	0
MCMECHEN PD	0	1	1	0	0	0	0	0	0	0	0	0
CHANGE	0	0	0	0	0	0	0	0	1	1	0	0
MOUNDSVILLE PD	23	63	86	0	0	0	3	2	32	62	7	7
CHANGE	20	68	88	0	0	0	4	4	21	55	4	4
MASON CTY TOTAL	37	39	76	1	1	1	2	10	22	37	2	2
CHANGE	21	90	111	6	2	1	3	10	15	66	9	9
	16+	51-	35-	1-	1-	0	1-	1+	17+	29-	7-	7-

JAN THRU DEC 81-80

PAGE 20

PART I ARRESTS BY CHARGE AND AGENCY TYPE

AGENCY	CHARGE	ADULTS		JUVENILE		TOTAL	MURDER	HOMICIDE	FORCIBLE	ROBBERY	AGGRAV ASSAULT	BURGLARY	LARCENY	AUTO THEFT
		81	80	81	80									
RURAL	81	14	18	1	1	3	0	0	0	0	8	6	1	0
	80	79	86	2	2	10	0	0	0	0	9	9	47	9
	CHANGE	65-	68-	1-	1-	2-	0	0	0	0	1-	3-	46-	9-
SHERIFF	81	9	12	1	0	11	0	0	0	0	5	5	1	0
	80	42	44	1	0	44	0	0	0	0	4	2	30	6
	CHANGE	33-	32-	0	0	1-	0	0	0	0	1+	3+	29-	6-
STATE POLICE	81	5	6	1	1	7	0	0	0	0	3	1	0	0
	80	37	42	5	2	44	0	0	0	0	5	7	17	3
	CHANGE	32-	36-	5-	1-	3-	0	0	0	0	2-	6-	17-	3-
MUNICIPAL	81	25	58	0	0	83	0	0	0	2	2	16	36	2
	80	11	25	0	0	36	0	0	0	0	0	19	19	0
	CHANGE	14+	33+	0	0	47+	0	0	0	2+	2+	10+	17+	2+
POINT PLEASANT PD	81	24	51	0	0	75	0	0	0	2	1	12	36	0
	80	9	22	0	0	31	0	0	0	0	0	5	17	0
	CHANGE	14+	29+	0	0	44+	0	0	0	2+	1+	7+	19+	0
NEW HAVEN PD	81	0	4	0	0	4	0	0	0	0	0	4	0	0
	80	1	1	0	0	2	0	0	0	0	0	1	0	0
	CHANGE	4+	3+	0	0	1-	0	0	0	0	0	3+	0	0
MASON PD	81	1	3	0	0	4	0	0	0	0	1	0	0	2
	80	1	2	0	0	3	0	0	0	0	0	0	0	0
	CHANGE	1+	1+	0	0	1+	0	0	0	0	1+	0	0	2+
HENDERSON PD	81	0	0	0	0	0	0	0	0	0	0	0	0	0
	80	0	0	0	0	0	0	0	0	0	0	0	0	0
	CHANGE	0	0	0	0	0	0	0	0	0	0	0	0	0
HARTFORD PD	81	0	0	0	0	0	0	0	0	0	0	0	0	0
	80	0	0	0	0	0	0	0	0	0	0	0	0	0
	CHANGE	0	0	0	0	0	0	0	0	0	0	0	0	0
LEON PD	81	0	0	0	0	0	0	0	0	0	0	0	0	0
	80	0	0	0	0	0	0	0	0	0	0	0	0	0
	CHANGE	0	0	0	0	0	0	0	0	0	0	0	0	0
MERCER CITY	TOTAL	71	328	7	3	355	3	35	35	64	93	107	17	17
	CHANGE	135	249	6	3	321	2	31	32	61	142	135	35	35
	CHANGE	65-	56-	1+	2+	11+	2+	1+	1+	33+	49-	28-	18-	18-
RURAL	81	25	186	4	2	197	0	0	0	16	46	48	61	6
	80	50	181	4	1	176	0	0	0	15	17	76	49	19
	CHANGE	25-	30+	0	2+	11+	0	0	0	1+	29+	28-	12+	13-
SHERIFF	81	3	64	0	0	67	0	0	0	5	35	16	11	0
	80	0	11	0	0	11	0	0	0	1	3	7	6	0
	CHANGE	3+	53+	0	0	56+	0	0	0	4+	32+	9+	11+	0

JAN THRU DEC 81-80

PAGE 21

PART I ARRESTS BY CHARGE AND AGENCY TYPE

AGENCY	CHARGE	JUVENILE	ADULTS	GRAND TOTAL	MURDER	NEG MANSL	RAPE	FORCIBLE	ROBBERY	AGGRAV ASSAULT	BURGLARY	LARCENY	AUTO THEFT
STATE POLICE	81	22	97	119	4	2	3	11	11	11	32	50	6
	80	50	120	170	4	0	1	16	14	14	69	49	19
	CHANGE	28-	23-	51-	0	2+	2+	3-	3-	3-	37-	1+	13-
MUNICIPAL	81	46	96	142	3	0	0	19	18	18	45	46	11
	80	85	118	203	2	0	2	17	14	14	66	86	16
	CHANGE	39-	22-	61-	1+	0	2-	2+	4+	4+	21-	40-	5-
ATHENS PD	81	1	6	7	0	0	0	0	0	2	5	0	0
	80	4	4	8	0	0	0	0	0	0	8	0	0
	CHANGE	3-	2+	1-	0	0	0	0	0	2+	3-	0	0
BLUEFIELD PD	81	20	59	79	1	0	0	12	15	15	25	15	11
	80	47	71	118	2	0	1	17	7	7	41	44	6
	CHANGE	27-	12-	39-	1-	0	1-	5-	8+	8+	16-	29-	5+
PRINCETON PD	81	25	31	56	2	0	0	7	1	1	15	31	0
	80	34	38	72	0	0	1	0	4	4	17	41	9
	CHANGE	9-	7-	16-	2+	0	1-	7+	3-	3-	2-	10-	9-
MATOAKA PD	81	0	0	0	0	0	0	0	0	0	0	0	0
	80	0	4	4	0	0	0	0	0	3	0	0	1
	CHANGE	0	4-	4-	0	0	0	0	0	3-	0	0	1-
BRAMMELL PD	81	0	0	0	0	0	0	0	0	0	0	0	0
	80	0	0	0	0	0	0	0	0	0	0	0	0
	CHANGE	0	0	0	0	0	0	0	0	0	0	0	0
CONCORD COL SECURITY	81	0	0	0	0	0	0	0	0	0	0	0	0
	80	0	1	1	0	0	0	0	0	0	0	1	0
	CHANGE	0	1-	1-	0	0	0	0	0	0	0	1-	0
MINERAL CITY	81	29	72	101	0	0	0	2	6	6	36	49	8
	80	16	67	83	0	0	0	10	10	24	47	2	2
	CHANGE	13+	5+	18+	0	0	0	2+	4-	12+	2+	2+	6+
RURAL	81	2	11	13	0	0	0	0	0	0	7	5	1
	80	6	38	44	0	0	0	0	0	1	18	23	2
	CHANGE	4-	27-	31-	0	0	0	0	0	1-	11-	18-	1-
SHERIFF	81	2	11	13	0	0	0	0	0	0	7	5	1
	80	2	11	13	0	0	0	0	0	1	7	5	0
	CHANGE	0	0	0	0	0	0	0	0	1-	0	0	1+
STATE POLICE	81	1	29	30	0	0	0	0	0	0	13	17	0
	80	4	27	31	0	0	0	0	0	0	11	18	2
	CHANGE	3-	2+	1-	0	0	0	0	0	0	2+	1-	2-
MUNICIPAL	81	26	32	58	0	0	0	0	2	6	16	27	7
	80	10	29	39	0	0	0	0	0	9	16	24	0
	CHANGE	16+	3+	19+	0	0	0	0	2+	3-	10+	3+	7+

JAN THRU DEC 81-80

PART I ARRESTS BY CHARGE AND AGENCY TYPE

AGENCY	CHARGE	TOTAL		MURDER		HOMICIDE		FORCIBLE		ROBBERY		AGGRAV		BURGLARY		LARCENY		AUTO	
		JUVENILE	ADULTS	GRAND	CRIMINAL	NEG	MANSL	RAPE	AGGRAV	ASSAULT	BURGLARY	LARCENY	AGGRAV	ASSAULT	BURGLARY	LARCENY	AGGRAV	ASSAULT	THEFT
KEYSER PD	81	25	28	53	0	0	0	0	0	2	2	6	6	13	26	6	6		
	80	16	34	50	0	0	0	0	0	0	0	9	9	5	20	0	0		
	CHANGE	15+	4+	19+	0	0	0	0	0	0	2+	3-	3-	8+	6+	6+			
PIEDMONT PD	81	1	4	5	0	0	0	0	0	0	0	0	0	3	1	1	1		
	80	0	5	5	0	0	0	0	0	0	0	0	0	1	4	0	0		
	CHANGE	1+	1-	0	0	0	0	0	0	0	0	0	0	2+	3-	1+			
RIDGELEY PD	81	0	0	0	0	0	0	0	0	0	0	0	0	0	0	0	0		
	80	0	0	0	0	0	0	0	0	0	0	0	0	0	0	0	0		
	CHANGE	0	0	0	0	0	0	0	0	0	0	0	0	0	0	0	0		
ELK GARDEN PD	81	0	0	0	0	0	0	0	0	0	0	0	0	0	0	0	0		
	80	0	0	0	0	0	0	0	0	0	0	0	0	0	0	0	0		
	CHANGE	0	0	0	0	0	0	0	0	0	0	0	0	0	0	0	0		
POTOMAC ST SECURITY	81	0	0	0	0	0	0	0	0	0	0	0	0	0	0	0	0		
	80	0	0	0	0	0	0	0	0	0	0	0	0	0	0	0	0		
	CHANGE	0	0	0	0	0	0	0	0	0	0	0	0	0	0	0	0		

MINO CTY TOTAL 81 28 170 198 368 5 0 0 0 0 12 12 31 31 58 58 69 69 23 23

CHANGE 80 24 161 185 209 7 2 2 2 4 9 9 58 58 39 39 30+ 30+ 16+ 16+

RURAL 81 2 119 121 0 0 0 0 0 0 3 3 13 13 41 41 58 58 16 16

CHANGE 80 16 130 146 2 2 2 2 2 2 8 8 41 41 52 52 33 33 7 7

SHERIFF 81 0 84 84 0 0 0 0 0 0 3 3 3 3 32 32 50 50 15 15

CHANGE 80 12 75 87 0 0 0 0 0 0 1 1 26 26 34 34 18 18 4 4

STATE POLICE 81 2 35 37 0 0 0 0 0 0 5 5 10 10 9 9 8 8 1 1

CHANGE 80 4 20 24 2 2 2 2 2 2 2 2 15 15 17 17 19 19 3 3

MUNICIPAL 81 26 51 77 0 0 0 0 0 0 4 4 18 18 17 17 31 31 7 7

CHANGE 80 8 31 39 1 1 1 1 1 1 4 4 17 17 13 13 6 6 0 0

GILBERT PD 81 1 0 1 0 0 0 0 0 0 0 0 0 0 0 0 0 0 0 0

CHANGE 80 1+ 0 1+ 0 0 0 0 0 0 0 0 0 0 0 0 0 0 0 0

WILLIAMSON PD 81 18 49 67 0 0 0 0 0 0 3 3 17 17 12 12 29 29 6 6

CHANGE 80 5 26 31 1 1 1 1 1 1 3 3 15 15 9 9 4 4 0 0

KERMIT PD 81 7 2 9 0 0 0 0 0 0 1 1 1 1 5 5 1 1 1 1

CHANGE 80 4+ 3- 1+ 0 0 0 0 0 0 0 0 2 2 4 4 2 2 0 0

JAN THRU DEC 81-80

PAGE 23

PART I ARRESTS BY CHARGE AND AGENCY TYPE

	JUVENILE	ADULTS	GRAND TOTAL	MURDER	CRIMINAL	HOMICIDE	FORCIBLE	ROBBERY	AGGRAV ASSAULT	BURGLARY	LARCENY	AUTO THEFT
DELBARTON PD	0	0	0	0	0	0	0	0	0	0	0	0
CHANGE	0	0	0	0	0	0	0	0	0	0	0	0
MATEMAN PD	0	0	0	0	0	0	0	0	0	0	0	0
CHANGE	0	0	0	0	0	0	0	0	0	0	0	0
MORGANTOWN PD	39	155	194	1	3	0	0	6	2	44	132	6
CHANGE	32	139	171	2	1	2	2	5	3	30	110	16
STAR CITY PD	5	12	17	0	0	0	0	0	0	2	15	0
CHANGE	0	3	8	0	0	0	0	0	0	3	5	0
WESTOVER PD	4	9	13	0	0	0	0	1	1	0	11	0
CHANGE	8	12	20	0	0	0	0	2	1	9	8	0
OSAGE PD	0	0	0	0	0	0	0	0	0	0	0	0
CHANGE	0	0	0	0	0	0	0	0	0	0	0	0
WVU SECURITY POLICE	0	16	16	0	0	0	0	0	0	0	16	0
CHANGE	0	11	11	0	0	0	0	0	0	0	11	0
GRANVILLE PD	0	0	0	0	0	0	0	0	0	0	0	0
CHANGE	0	0	0	0	0	0	0	0	0	0	0	0
MONGALIA CITY TOTAL	65	273	338	2	3	2	2	12	18	91	199	11
CHANGE	55	244	299	2	1	9	7	16	17	75	153	26
RURAL	17	81	98	1	0	0	2	5	15	45	25	5
CHANGE	10	79	89	0	0	0	5	9	11	33	19	10
SHERIFF	0	18	18	0	0	0	2	1	3	7	5	0
CHANGE	1	9	10	0	0	0	2	0	1	5	2	0
STATE POLICE	17	63	80	1	0	0	0	4	12	38	20	5
CHANGE	9	70	79	0	0	0	7	8	10	28	17	9
MUNICIPAL	48	192	240	1	3	0	0	7	3	46	174	6
CHANGE	45	165	210	2	1	2	2	0	6	42	136	16
OSAGE PD	0	0	0	0	0	0	0	0	0	0	0	0
CHANGE	0	0	0	0	0	0	0	0	0	0	0	0
STAR CITY PD	5	12	17	0	0	0	0	0	0	2	15	0
CHANGE	0	3	8	0	0	0	0	0	0	3	5	0
WESTOVER PD	4	9	13	0	0	0	0	1	1	0	11	0
CHANGE	8	12	20	0	0	0	0	2	1	9	8	0
OSAGE PD	0	0	0	0	0	0	0	0	0	0	0	0
CHANGE	0	0	0	0	0	0	0	0	0	0	0	0
WVU SECURITY POLICE	0	16	16	0	0	0	0	0	0	0	16	0
CHANGE	0	11	11	0	0	0	0	0	0	0	11	0
GRANVILLE PD	0	0	0	0	0	0	0	0	0	0	0	0
CHANGE	0	0	0	0	0	0	0	0	0	0	0	0

JAN THRU DEC 81-80

PAGE 24

PART I ARRESTS BY CHARGE AND AGENCY TYPE

MONROE CITY	JUVENILE	ADULTS	GRAND TOTAL	MURDER	CRIMINAL	HOMICIDE	FORCIBLE	ROBBERY	AGGRAV ASSAULT	BURGLARY	LARCENY	AUTO THEFT
TOTAL	81	83	86	0	2	0	12	42	25	5		
CHANGE	6	63	69	0	2	1	15	20	23	8		
RURAL	2	64	66	0	1	0	11	26	24	4		
CHANGE	6	62	68	0	2	1	15	20	22	8		
SHERIFF	0	46	46	0	0	0	6	20	17	3		
CHANGE	0	31	31	0	0	0	10	10	8	3		
STATE POLICE	2	18	20	0	1	0	5	6	7	1		
CHANGE	6	31	37	0	2	1	5	10	14	5		
MUNICIPAL	1	19	20	0	1	0	1	16	1	1		
CHANGE	1+	18+	19+	0	1+	0	1+	16+	0	1+		
ALDERSON PD	1	18	19	0	1	0	1	16	0	1		
CHANGE	0	1	1	0	0	0	0	0	1	1		
UNION PD	0	1	1	0	1+	0	1+	16+	1-	1+		
CHANGE	0	1+	1+	0	0	0	0	0	0	0		
PETERSTOWN PD	0	0	0	0	0	0	0	0	0	0		
CHANGE	0	0	0	0	0	0	0	0	0	0		

MONROE CITY	JUVENILE	ADULTS	GRAND TOTAL	MURDER	CRIMINAL	HOMICIDE	FORCIBLE	ROBBERY	AGGRAV ASSAULT	BURGLARY	LARCENY	AUTO THEFT
TOTAL	81	83	86	0	2	0	12	42	25	5		
CHANGE	6	63	69	0	2	1	15	20	23	8		
RURAL	2	64	66	0	1	0	11	26	24	4		
CHANGE	6	62	68	0	2	1	15	20	22	8		
SHERIFF	0	46	46	0	0	0	6	20	17	3		
CHANGE	0	31	31	0	0	0	10	10	8	3		
STATE POLICE	2	18	20	0	1	0	5	6	7	1		
CHANGE	6	31	37	0	2	1	5	10	14	5		
MUNICIPAL	1	19	20	0	1	0	1	16	1	1		
CHANGE	1+	18+	19+	0	1+	0	1+	16+	0	1+		
ALDERSON PD	1	18	19	0	1	0	1	16	0	1		
CHANGE	0	1	1	0	0	0	0	0	1	1		
UNION PD	0	1	1	0	1+	0	1+	16+	1-	1+		
CHANGE	0	1+	1+	0	0	0	0	0	0	0		
PETERSTOWN PD	0	0	0	0	0	0	0	0	0	0		
CHANGE	0	0	0	0	0	0	0	0	0	0		

JAN THRU DEC 81-80

PAGE 25

PART I ARRESTS BY CHARGE AND AGENCY TYPE

	JUVENILE	ADULTS	TOTAL	MURDER	CRIMINAL	HOMICIDE	FORCIBLE	ROBBERY	AGGRAV	BURGLARY	LARCENY	AUTO THEFT
				NEG	MANSL	RAPE	ASSAULT					
MUNICIPAL	3	1	4	0	0	0	0	0	0	0	3	0
CHANGE	2	3	5	0	0	0	2	2	2	2	1	0
BERKELEY SPRINGS PD	0	0	0	0	0	0	0	0	0	0	0	0
CHANGE	0	0	0	0	0	0	0	0	0	0	0	0
PAM-PAM PD	3	1	4	0	0	0	0	0	0	0	3	0
CHANGE	2	3	5	0	0	0	2	2	2	2	1	0
NICHOLAS CTY TOTAL	66	96	162	1	3	6	3	6	6	22	46	14
CHANGE	30	66	96	0	1	3	1	3	3	22	46	14
RURAL	14	37	51	1	3	6	3	6	6	25	18	2
CHANGE	21	43	64	0	1	3	2	3	3	6	2	6
SHERIFF	0	8	8	0	0	0	0	0	0	2	4	2
CHANGE	0	6	6	0	0	0	0	0	0	6	0	0
STATE POLICE	14	29	43	1	3	6	3	6	6	17	12	6
CHANGE	21	37	58	4	1	6	3	6	6	19	18	2
MUNICIPAL	16	29	45	0	0	0	3	3	3	3	30	6
CHANGE	13	23	36	0	0	0	3	3	3	11	20	5
RICHWOOD PD	1	14	15	0	0	0	3	3	3	8	10	1
CHANGE	1	0	1	0	0	0	3	3	3	7	7	2
SUMMERSVILLE PD	15	15	30	0	0	0	0	0	2	1	23	4
CHANGE	12	23	35	0	0	0	0	0	1	11	20	4
OHIO CTY TOTAL	121	251	372	5	7	27	27	25	25	72	193	43
CHANGE	114	342	456	1	7	18	18	21	21	128	219	60
RURAL	0	0	0	0	0	0	0	0	0	0	0	0
CHANGE	7	28	35	0	1	1	1	1	1	2	20	10

JAN THRU DEC 81-80

PAGE 26

PAGE 26

AGENCY	PART I ARRESTS BY CHARGE AND AGENCY TYPE		TOTAL	MURDER	CRIMINAL NEG	HOMICIDE	FORCIBLE MANSL	ROBBERY	AGGRAV ASSAULT	BURGLARY	LARCENY	AUTO THEFT
	JUVENILE	ADULTS										
SHERIFF	81	10	10	0	0	0	0	1	2	3	3	1
CHANGE	80	11	14	0	0	0	0	0	1	1	5	5
STATE POLICE	81	3-	1-	0	0	0	0	0	1+	2+	3-	4-
CHANGE	80	2	17	0	0	1	0	7	1	5	5	1
MUNICIPAL	81	17	21	0	1	0	1+	7+	0	1	14	5
CHANGE	80	2-	1-	0	1-	0	0	0	1+	4+	9-	4-
WHEELING PD	81	0	3	0	0	0	0	0	0	0	3	0
CHANGE	80	107	314	2	0	7	0	17	20	126	199	50
TRIADDELPHIA PD	81	107-	311-	2-	0	7-	0	17-	20-	126-	196-	50-
CHANGE	80	119	339	5	0	6	0	19	22	64	182	41
BETHLEHEM PD	81	107	419	3	0	7	0	17	20	125	198	50
CHANGE	80	12+	92-	3+	0	1-	0	2+	2+	61-	16-	9-
WEST LIBERTY PD	81	0	0	0	0	0	0	0	0	0	0	0
CHANGE	80	0	0	0	0	0	0	0	0	0	0	0
VALLEY GROVE PD	81	0	0	0	0	0	0	0	0	0	0	0
CHANGE	80	0	0	0	0	0	0	0	0	0	0	0
WEST LIBERTY ST COL SEC	81	0	3	0	0	0	0	0	0	0	3	0
CHANGE	80	0	1	0	0	0	0	0	0	0	1	0
CLEARVIEW PD	81	0	0	0	0	0	0	0	0	0	0	0
CHANGE	80	0	0	0	0	0	0	0	0	0	0	0
PENDLETON CTY TOTAL	81	4	44	0	0	1	0	1	8	10	22	2
CHANGE	80	4-	52	0	0	0	0	2	8	6	31	5
RURAL	81	4	44	0	0	0	0	1	8	10	22	2
CHANGE	80	4-	52-	0	0	0	0	1-	8	6	31	5-
SHERIFF	81	0	7	0	0	0	0	0	4	1	9	1
CHANGE	80	0	2-	0	0	0	0	0	0	0	0	0

JAN THRU DEC 81-80

PAGE 27

PART I ARRESTS BY CHARGE AND AGENCY TYPE

	JUVENILE	ADULTS	GRAND TOTAL	MURDER	CRIMINAL HOMICIDE	FORCIBLE RAPE	ROBBERY	AGGRAV ASSAULT	BURGLARY	LARCENY	AUTO THEFT
--	----------	--------	-------------	--------	-------------------	---------------	---------	----------------	----------	---------	------------

STATE POLICE 81	4	33	37	0	0	0	1	4	9	21	1
80	8	35	43	0	0	0	2	8	6	22	5
CHANGE	4-	2-	6-	0	0	0	1+	4-	3+	1-	4-
MUNICIPAL	0	0	0	0	0	0	0	0	0	0	0
81	0	0	0	0	0	0	0	0	0	0	0
80	0	0	0	0	0	0	0	0	0	0	0
CHANGE	0	0	0	0	0	0	0	0	0	0	0
FRANKLIN PD	0	0	0	0	0	0	0	0	0	0	0
81	0	0	0	0	0	0	0	0	0	0	0
80	0	0	0	0	0	0	0	0	0	0	0
CHANGE	0	0	0	0	0	0	0	0	0	0	0

 PLEASANTS CTY TOTAL
 81 3 13 16 0 0 0 0 1 9 6 0
 80 2 4 6 0 0 0 0 3 0 3 0
 CHANGE 1+ 9+ 10+ 0 0 0 0 2- 9+ 3+ 3+ 0

RURAL	2	11	13	0	0	0	0	0	8	5	0
81	2	11	13	0	0	0	0	0	8	5	0
80	2	3	5	0	0	0	0	2-	0	2+	0
CHANGE	0	8+	8+	0	0	0	0	2-	8+	2+	0
SHERIFF	0	0	0	0	0	0	0	0	0	0	0
81	0	0	0	0	0	0	0	0	0	0	0
80	0	0	0	0	0	0	0	0	0	0	0
CHANGE	0	0	0	0	0	0	0	0	0	0	0

STATE POLICE 81	2	11	13	0	0	0	0	0	8	5	0
80	2	3	5	0	0	0	0	2-	0	2+	0
CHANGE	0	8+	8+	0	0	0	0	2-	8+	2+	0
MUNICIPAL	1	2	3	0	0	0	0	1	1	1	0
81	1	2	3	0	0	0	0	1	1	1	0
80	0	1	1	0	0	0	0	1	0	0	0
CHANGE	1+	1+	2+	0	0	0	0	0	1+	1+	0
ST MARYS PD	1	2	3	0	0	0	0	1	1	1	0
81	1	2	3	0	0	0	0	1	1	1	0
80	0	1	1	0	0	0	0	1	0	0	0
CHANGE	1+	1+	2+	0	0	0	0	0	1+	1+	0

 POCAHONTAS CTY TOTAL
 81 3 21 24 1 0 0 5 5 2 8 3
 80 6 32 38 0 0 0 0 5 17 12 4
 CHANGE 3- 11- 14- 1+ 0 0 5+ 0 15- 4- 1-

RURAL	3	6	9	1	0	0	4	2	0	0	2
81	3	6	9	1	0	0	4	2	0	0	2
80	6	32	38	0	0	0	0	5	17	12	4
CHANGE	3-	26-	29-	1+	0	0	4+	3-	17-	12-	2-
SHERIFF	0	15	15	0	0	0	1	3	2	8	1
81	0	15	15	0	0	0	1	3	2	8	1
80	0	13	13	0	0	0	0	4	4	2	3
CHANGE	0	2+	2+	0	0	0	1+	1-	2-	6+	2-

JAN THRU DEC 81-80

PAGE 28

PART I ARRESTS BY CHARGE AND AGENCY TYPE

	JUVENILE	ADULTS	TOTAL	MURDER	CRIMINAL	HOMICIDE	FORCIBLE	ROBBERY	AGGRAV	BURGLARY	LARCENY	AUTO	THEFT
STATE POLICE 81	3	6	9	1	0	0	4	0	2	0	0	2	
80	6	19	25	0	0	0	0	0	1	13	10	1	
CHANGE	3-	13-	16-	1+	0	0	4+	0	1+	13-	10-	1+	
MUNICIPAL	0	0	0	0	0	0	0	0	0	0	0	0	
81	0	0	0	0	0	0	0	0	0	0	0	0	
80	0	0	0	0	0	0	0	0	0	0	0	0	
CHANGE	0	0	0	0	0	0	0	0	0	0	0	0	
MARLINTON PD	0	0	0	0	0	0	0	0	0	0	0	0	
81	0	0	0	0	0	0	0	0	0	0	0	0	
80	0	0	0	0	0	0	0	0	0	0	0	0	
CHANGE	0	0	0	0	0	0	0	0	0	0	0	0	
PRESTON CTY TOTAL	25	109	134	1	0	0	1	1	25	44	54	8	
81	9	85	94	0	0	0	1	0	23	41	43	6	
80	16+	24+	40+	1+	0	0	0	1+	2+	21+	11+	2+	
CHANGE	16+	24+	40+	1+	0	0	0	1+	2+	21+	11+	2+	
RURAL	11	90	101	1	0	0	1	0	21	36	36	6	
81	6	59	65	0	0	0	0	0	14	15	30	5	
80	5+	31+	36+	1+	0	0	0	0	7+	21+	6+	1+	
CHANGE	5+	31+	36+	1+	0	0	0	0	7+	21+	6+	1+	
SHERIFF	7	49	56	1	0	0	1	0	3	21	24	6	
81	5	40	45	0	0	0	0	0	6	14	20	4	
80	2+	9+	11+	1+	0	0	0	0	3-	7+	4+	2+	
CHANGE	2+	9+	11+	1+	0	0	0	0	3-	7+	4+	2+	
STATE POLICE 81	4	41	45	0	0	0	0	0	18	15	12	0	
80	1	19	20	0	0	0	0	0	8	1	10	1	
CHANGE	3+	22+	25+	0	0	0	0	0	10+	14+	2+	1-	
MUNICIPAL	14	19	33	0	0	0	0	1	4	8	18	2	
81	3	26	29	0	0	0	0	0	9	6	13	1	
80	11+	7-	4+	0	0	0	0	1+	5-	2+	5+	1+	
CHANGE	11+	7-	4+	0	0	0	0	1+	5-	2+	5+	1+	
KINGHOOD PD	3	10	13	0	0	0	0	0	2	4	7	0	
81	3	16	19	0	0	0	0	0	6	6	6	1	
80	0	6-	6-	0	0	0	0	0	4-	2-	1+	1-	
CHANGE	0	6-	6-	0	0	0	0	0	4-	2-	1+	1-	
TERRA ALTA PD	3	9	12	0	0	0	0	0	2	0	9	1	
81	0	4	4	0	0	0	0	0	0	0	4	0	
80	3+	5+	8+	0	0	0	0	0	2+	0	5+	1+	
CHANGE	3+	5+	8+	0	0	0	0	0	2+	0	5+	1+	
ROHLESBURG PD	0	0	0	0	0	0	0	0	0	0	0	0	
81	0	3	3	0	0	0	0	0	0	0	3	0	
80	0	3-	3-	0	0	0	0	0	0	0	3-	0	
CHANGE	0	3-	3-	0	0	0	0	0	0	0	3-	0	
MASONTOWN PD	8	0	8	0	0	0	0	1	0	4	2	1	
81	8	0	8	0	0	0	0	0	0	0	0	0	
80	0	0	0	0	0	0	0	1+	0	0	0	0	
CHANGE	8+	0	8+	0	0	0	0	1+	0	0	0	0	
NEWBURG PD	0	0	0	0	0	0	0	0	0	0	0	0	
81	0	0	0	0	0	0	0	0	0	0	0	0	
80	0	0	0	0	0	0	0	0	0	0	0	0	
CHANGE	0	0	0	0	0	0	0	0	0	0	0	0	

JAN THRU DEC 81-80

PAGE 29

PART I ARRESTS BY CHARGE AND AGENCY TYPE

	JUVENILE	ADULTS	GRAND TOTAL	MURDER	NEG HANSLS	RAPE	FORCIBLE	ROBBERY	AGGRAV ASSAULT	BURGLARY	LARCENY	AUTO THEFT
--	----------	--------	-------------	--------	------------	------	----------	---------	----------------	----------	---------	------------

TUNNELTON PD	0	0	0	0	0	0	0	0	0	0	0	0
81	0	0	0	0	0	0	0	0	0	0	0	0
80	0	3	3	0	0	0	0	0	3	0	0	0
CHANGE	0	3-	3-									

PUTNAM CTY	37	83	120	0	0	0	0	7	3	49	53	8
81	37	83	120	0	0	0	0	7	3	49	53	8
80	100	135	235	1	1	1	1	5	10	51	52	15
CHANGE	2+	17-	15-	0	1-	1-	1-	2+	7-	2-	1+	7-

RURAL	30	81	111	0	0	0	0	7	3	44	49	8
81	30	81	111	0	0	0	0	7	3	44	49	8
80	26	99	125	0	1-	1-	1-	5	9	50	46	13
CHANGE	4+	18-	14-					2+	6-	6-	3+	5-

SHERIFF	19	54	73	0	0	0	0	7	1	31	29	5
81	19	54	73	0	0	0	0	7	1	31	29	5
80	5	50	55	0	1	1	1	5	6	17	18	7
CHANGE	14+	4+	18+	0	1-	1-	1-	2+	5-	14+	11+	2-

STATE POLICE	11	27	38	0	0	0	0	0	2	13	20	3
81	11	27	38	0	0	0	0	0	2	13	20	3
80	21	49	70	0	0	0	0	0	3	33	28	6
CHANGE	10-	22-	32-						1-	20-	8-	5-

MUNICIPAL	7	2	9	0	0	0	0	0	0	5	4	0
81	7	2	9	0	0	0	0	0	0	5	4	0
80	9	1	10	0	0	0	0	0	1	1	6	2
CHANGE	2-	1+	1-						1-	4+	2-	2-

HURRICANE PD	7	2	9	0	0	0	0	0	0	5	4	0
81	7	2	9	0	0	0	0	0	0	5	4	0
80	9	1	10	0	0	0	0	0	1	6	2	2
CHANGE	2-	1+	1-						1-	4+	2-	2-

ELEANOR PD	0	0	0	0	0	0	0	0	0	0	0	0
81	0	0	0	0	0	0	0	0	0	0	0	0
80	0	0	0	0	0	0	0	0	0	0	0	0
CHANGE	0	0	0									

POCA PD	0	0	0	0	0	0	0	0	0	0	0	0
81	0	0	0	0	0	0	0	0	0	0	0	0
80	0	0	0	0	0	0	0	0	0	0	0	0
CHANGE	0	0	0									

BANCROFT PD	0	0	0	0	0	0	0	0	0	0	0	0
81	0	0	0	0	0	0	0	0	0	0	0	0
80	0	0	0	0	0	0	0	0	0	0	0	0
CHANGE	0	0	0									

RALEIGH .CTY	283	543	826	11	0	9	9	38	51	177	529	11
81	283	543	826	11	0	9	9	38	51	177	529	11
80	187	493	680	2	1	10	13	55	120	435	24	24
CHANGE	116+	50+	166+	9+	1-	1-	1-	25+	4-	57+	94+	13-

RURAL	67	155	202	10	0	5	5	8	21	73	81	4
81	67	155	202	10	0	5	5	8	21	73	81	4
80	25	87	112	0	1	4	4	6	16	47	29	7
CHANGE	22+	68+	90+	10+	1-	1+	1+	2+	3+	26+	52+	3-

JAN THRU DEC 81-80

AGENCY	PART I ARRESTS BY CHARGE AND AGENCY TYPE		TOTAL	MURDER	CRIMINAL	HOMICIDE	FORCIBLE	ROBBERY	AGGRAV ASSAULT	BURGLARY	LARCENY	AUTO THEFT
	JUVENILE	ADULTS										
SHERIFF	81	7	65	72	4	0	3	7	9	24	25	0
CHANGE	80	19	52	71	0	1	1	4	14	23	21	4
		12-	13+	1+	4+	1-	1-	3+	5-	1+	4+	4-
STATE POLICE	81	40	90	130	6	0	2	1	12	49	56	4
CHANGE	80	6	55	41	0	0	0	2	6	24	8	3
		34+	55+	89+	6+	0	2+	1-	8+	25+	48+	1+
MUNICIPAL	81	236	388	626	1	0	4	30	30	104	448	7
CHANGE	80	142	496	548	2	0	6	7	37	73	406	17
		94+	18-	76+	1-	0	2-	23+	7-	31+	42+	10-
BECKLEY PD	81	229	371	600	1	0	4	30	28	90	443	4
CHANGE	80	138	399	537	2	0	6	7	37	69	398	17
		91+	28-	63+	1-	0	2-	23+	9-	21+	44+	13-
LESTER PD	81	0	5	5	0	0	0	0	1	1	2	1
CHANGE	80	0	5+	5+	0	0	0	0	0	0	0	0
									1+	1+	2+	1+
MABSCOTT PD	81	2	3	5	0	0	0	0	1	2	2	0
CHANGE	80	4	7	11	0	0	0	0	0	4	7	0
		2-	4-	6-	0	0	0	0	1+	2-	5-	0
SOPHIA PD	81	5	7	12	0	0	0	0	0	11	1	0
CHANGE	80	0	0	0	0	0	0	0	0	0	0	0
		5+	7+	12+	0	0	0	0	0	11+	1+	0
RHODELL PD	81	0	2	2	0	0	0	0	0	0	0	2
CHANGE	80	0	0	0	0	0	0	0	0	0	0	0
												2+
RANDOLPH CITY	81	54	162	216	4	0	2	2	10	48	139	11
CHANGE	80	63	196	259	2	2	6	2	12	54	174	17
		9-	34-	43-	2+	2-	4-	0	2-	6-	35-	4+
RURAL	81	33	120	153	4	0	2	2	9	33	96	7
CHANGE	80	35	132	167	2	2	6	1	6	31	118	1
		2-	14-	14-	2+	2-	4-	1+	3+	2+	22-	6+
SHERIFF	81	1	12	13	1	0	0	2	0	2	8	0
CHANGE	80	1	6	7	1	0	0	1	0	0	4	0
		0	6+	6+	0	0	0	1+	1-	2+	4+	0
STATE POLICE	81	32	108	140	3	0	2	0	9	31	88	7
CHANGE	80	34	126	160	1	0	6	0	5	31	114	1
		2-	18-	20-	2+	2-	4-	0	4+	0	26-	6+
MUNICIPAL	81	21	42	63	0	0	0	0	1	15	43	6
CHANGE	80	28	64	92	0	0	0	1	6	23	56	6
		7-	22-	29-	0	0	0	1-	5-	8-	13-	2-

JAN THRU DEC 81-80

PAGE 31

PART I ARRESTS BY CHARGE AND AGENCY TYPE
 GRAND CRIMINAL HOMICIDE FORCIBLE ROBBERY AGGRAV BURGULARY LARCENY AUTO
 JUVENILE ADULTS MURDER NEG MANSL RAPE ASSAULT THEFT

CHARGE	81	80	CHANGE	TOTAL	MURDER	NEG	MANSL	RAPE	FORCIBLE	ROBBERY	AGGRAV	BURGULARY	LARCENY	AUTO THEFT
ELKINS PD	21	42	63	0	0	0	0	0	0	0	1	15	43	4
CHANGE	25	64	92	0	0	0	0	0	0	1	6	23	56	6
MILL CREEK PD	0	0	0	0	0	0	0	0	0	0	0	0	0	0
CHANGE	0	0	0	0	0	0	0	0	0	0	0	0	0	0

 RITCHIE CTY TOTAL
 81 9 17 26 0 3 1 2 2 1 0 1 10 10 2
 80 6 27 33 0 1 0 1 1 0 0 10 11 6 5
 CHANGE 3+ 10- 7- 0 2+ 0 1- 1- 4+ 3-

CHARGE	81	80	CHANGE	TOTAL	MURDER	NEG	MANSL	RAPE	FORCIBLE	ROBBERY	AGGRAV	BURGULARY	LARCENY	AUTO THEFT
RURAL	6	14	20	0	0	0	0	0	0	0	1	6	9	2
CHANGE	6	25	31	0	0	0	0	0	0	0	2	11	6	5

CHARGE	81	80	CHANGE	TOTAL	MURDER	NEG	MANSL	RAPE	FORCIBLE	ROBBERY	AGGRAV	BURGULARY	LARCENY	AUTO THEFT
SHERIFF	3	7	10	0	0	0	0	0	0	0	0	3	4	2
CHANGE	3+	7+	10+	0	0	0	0	0	0	0	0	3+	4+	2+

CHARGE	81	80	CHANGE	TOTAL	MURDER	NEG	MANSL	RAPE	FORCIBLE	ROBBERY	AGGRAV	BURGULARY	LARCENY	AUTO THEFT
STATE POLICE	3	7	10	0	0	0	0	0	0	0	1	3	5	0
CHANGE	3-	25	31	0	0	0	0	0	0	0	2	11	6	5

CHARGE	81	80	CHANGE	TOTAL	MURDER	NEG	MANSL	RAPE	FORCIBLE	ROBBERY	AGGRAV	BURGULARY	LARCENY	AUTO THEFT
MUNICIPAL	3	3	6	0	0	0	0	0	0	0	0	4	1	0
CHANGE	3+	2	2	0	0	0	0	0	0	0	2	4+	1+	0

CHARGE	81	80	CHANGE	TOTAL	MURDER	NEG	MANSL	RAPE	FORCIBLE	ROBBERY	AGGRAV	BURGULARY	LARCENY	AUTO THEFT
HARRISVILLE PD	1	0	1	0	0	0	0	0	0	0	0	0	1	0
CHANGE	1+	0	1+	0	0	0	0	0	0	0	0	0	1+	0

CHARGE	81	80	CHANGE	TOTAL	MURDER	NEG	MANSL	RAPE	FORCIBLE	ROBBERY	AGGRAV	BURGULARY	LARCENY	AUTO THEFT
PENNSBORO PD	2	3	5	0	0	0	0	0	0	0	0	4	0	0
CHANGE	2+	3+	5+	0	0	0	0	0	0	0	0	4+	0	0

CHARGE	81	80	CHANGE	TOTAL	MURDER	NEG	MANSL	RAPE	FORCIBLE	ROBBERY	AGGRAV	BURGULARY	LARCENY	AUTO THEFT
CAIRO PD	0	0	0	0	0	0	0	0	0	0	2	0	0	0
CHANGE	0	2	2-	0	0	0	0	0	0	0	2-	0	0	0

 ROANE CTY TOTAL
 81 16 45 51 1 0 0 0 0 0 1 4 11 32 2
 80 14 39 53 0 1 0 0 0 0 0 2 23 22 2
 CHANGE 3- 6+ 5- 1- 2- 1+ 2+ 12- 10+ 0

CHARGE	81	80	CHANGE	TOTAL	MURDER	NEG	MANSL	RAPE	FORCIBLE	ROBBERY	AGGRAV	BURGULARY	LARCENY	AUTO THEFT
RURAL	3	37	40	1	0	0	0	0	0	1	1	8	27	2
CHANGE	13	31	44	1	1	1	1	2	2-	0	2	19	17	0

JAN THRU DEC 81-80

PAGE 32

PART I ARRESTS BY CHARGE AND AGENCY TYPE

JUVENILE ADULTS GRAND TOTAL CRIMINAL MURDER HEG MANSL RAPE FORCIBLE ROBBERY AGGRAV ASSAULT BURGLARY LARCENY AUTO THEFT

SHERIFF	81	0	8	0	0	0	0	0	0	0	0	2	5	1
CHANGE	80	1-	11	0	0	0	0	0	0	0	0	1	10	0
STATE POLICE	81	3	29	1	0	0	0	0	1	1	1	6	22	1
CHANGE	80	12	20	1	1-	2-	2-	0	0	0	0	12-	17	2
MUNICIPAL	81	3	8	0	0	0	0	0	0	3	3	3	5	0
CHANGE	80	2+	0	0	0	0	0	0	0	3+	1-	0	0	0
SPENCER PD	81	3	8	0	0	0	0	0	0	3	3	3	5	0
CHANGE	80	2+	0	0	0	0	0	0	0	0	0	4	5	0

SUMMERS CITY	TOTAL	6	98	0	0	0	0	0	3	28	19	24	51	3
CHANGE	80	16	77	2	1	1	1	1	3	27	24	25	10	7-
RURAL	81	2	42	0	0	0	0	0	2	3	14	24	24	1
CHANGE	80	6-	43	2	1	0	0	0	1+	18	15	6	18+	8

SHERIFF	81	0	12	0	0	0	0	0	1	0	5	6	2	0
CHANGE	80	3-	20	0	0	0	0	0	0	16	2	2	2	2-
STATE POLICE	81	2	30	0	0	0	0	0	1	3	9	18	18	1
CHANGE	80	3-	23	2-	1-	0	0	0	1+	2	13	4	14+	5-
MUNICIPAL	81	4	56	0	0	0	0	0	1	25	5	27	27	2
CHANGE	80	4-	34	0	0	0	0	0	1-	16+	9	19	8+	0
HINTON PD	81	4	56	0	0	0	0	0	1	25	5	27	27	2
CHANGE	80	4-	22+	0	0	0	0	0	1-	16+	9	19	8+	0

TAYLOR CTY	TOTAL	15	64	0	0	0	0	0	3	5	18	26	26	7
CHANGE	80	17	38	0	0	0	0	0	4	4	22	19	5	2+
RURAL	81	15	61	0	0	0	0	0	3	4	37	25	25	7
CHANGE	80	17	36	0	0	0	0	0	2+	4	22	17	8+	5

JAN THRU DEC 81-80

PAGE 33

PART I ARRESTS BY CHARGE AND AGENCY TYPE

	TOTAL	GRAND CRIMINAL		MURDER	NEG MANSL	RAPE	FORCIBLE	ROBBERY	AGGRAV ASSAULT	BURGLARY	LARCENY	AUTO THEFT
		JUVENILE	ADULTS									
SHERIFF	81	9	39	0	0	0	0	1	1	24	22	0
CHANGE	80	2	23	0	0	0	0	0	0	14	14	0
STATE POLICE	81	15	13	0	0	0	0	2	3	13	3	7
CHANGE	80	9-	9+	0	0	0	2-	0	0	0	0	2+
MUNICIPAL	81	0	3	0	0	0	0	0	1	1	1	0
CHANGE	80	0	2	0	0	0	0	0	0	0	2	0
GRAFTON PD	81	0	2	0	0	0	0	0	1	0	1	0
CHANGE	80	0	2	0	0	0	0	0	1+	0	2	0
FLEMINGTON PD	81	0	1	0	0	0	0	0	0	1	1	0
CHANGE	80	0	0	0	0	0	0	0	0	0	2	0
TUCKER CTY	81	12	41	0	0	0	0	2	1	17	20	13
CHANGE	80	9+	19+	0	0	0	0	2+	0	13+	18	11+
RURAL	81	8	31	0	0	0	0	0	1	12	18	8
CHANGE	80	5+	11+	0	0	0	0	0	0	4	16	2
SHERIFF	81	7	11	0	0	0	0	0	0	2	9	7
CHANGE	80	7+	9+	0	0	0	0	0	0	1+	8+	7+
STATE POLICE	81	1	20	0	0	0	0	0	1	10	9	1
CHANGE	80	2-	18	0	0	0	0	0	0	3	15	2
MUNICIPAL	81	4	10	0	0	0	0	2	0	5	2	5
CHANGE	80	4+	8+	0	0	0	0	2+	0	5+	0	5+
PARSONS PD	81	0	3	0	0	0	0	0	0	2	1	0
CHANGE	80	0	0	0	0	0	0	0	0	0	0	0
THOMAS PD	81	0	0	0	0	0	0	0	0	0	0	0
CHANGE	80	0	0	0	0	0	0	0	0	0	0	0
DAVIS PD	81	4	7	0	0	0	0	2	0	3	1	5
CHANGE	80	4+	7+	0	0	0	0	0	0	0	0	0

JAN THRU DEC 81-80

PART I ARRESTS BY CHARGE AND AGENCY TYPE

PAGE 34

	JUVENILE	ADULTS	GRAND TOTAL	CRIMINAL	HOMICIDE	FORCIBLE	ROBBERY	AGGRAV ASSAULT	BURGLARY	LARCENY	AUTO THEFT
HARLETON PD	0	0	0	0	0	0	0	0	0	0	0
81	0	0	0	0	0	0	0	0	0	0	0
80	0	0	0	0	0	0	0	0	0	0	0
CHANGE	0	0	0	0	0	0	0	0	0	0	0

TYLER CTY	29	19	48	0	0	2	5	1	16	17	7
TOTAL	19	25	44	0	0	4	0	4	18	19	3
81	19	25	44	0	0	4	0	4	18	19	3
80	0	0	0	0	0	0	0	0	0	0	0
CHANGE	10+	6-	4+	0	0	2+	5+	3-	2-	2-	4+

RURAL	8	12	20	0	0	1	0	0	11	5	3
81	8	12	20	0	0	1	0	0	11	5	3
80	6	17	23	0	0	0	0	2	12	7	0
CHANGE	2+	5-	3-	0	0	1+	0	2-	2+	7-	3+

SHERIFF	7	9	16	0	0	1	0	0	8	5	2
81	7	9	16	0	0	1	0	0	8	5	2
80	5	8	13	0	0	0	0	1	7	5	0
CHANGE	2+	1+	3+	0	0	1+	0	1-	1+	0	2+

STATE POLICE	1	3	4	0	0	0	0	0	3	0	1
81	1	3	4	0	0	0	0	0	3	0	1
80	1	9	10	0	0	1	0	1	2	7	0
CHANGE	0	6-	0	0	0	0	0	1-	1+	7-	1+

MUNICIPAL	21	7	28	0	0	1	5	1	5	12	4
81	21	7	28	0	0	1	5	1	5	12	4
80	13	6	19	0	0	0	0	2	9	7	3
CHANGE	8+	1-	7+	0	0	1+	5+	1-	4-	5+	1+

PADEN CITY PD	14	2	16	0	0	1	5	1	4	2	3
81	14	2	16	0	0	1	5	1	4	2	3
80	5	7	12	0	0	0	0	0	7	0	0
CHANGE	9+	0	9+	0	0	1+	5+	1+	3-	2+	3+

SISTERSVILLE PD	7	5	12	0	0	0	0	0	1	10	1
81	7	5	12	0	0	0	0	0	1	10	1
80	6	6	12	0	0	0	0	2	2	5	3
CHANGE	1+	1-	0	0	0	0	0	2-	1-	3+	2-

MIDDLEBOURNE PD	0	0	0	0	0	0	0	0	0	0	0
81	0	0	0	0	0	0	0	0	0	0	0
80	2	0	2	0	0	0	0	0	0	2	0
CHANGE	2-	0	2-	0	0	0	0	0	0	2-	0

FRIENDLY PD	0	0	0	0	0	0	0	0	0	0	0
81	0	0	0	0	0	0	0	0	0	0	0
80	0	0	0	0	0	0	0	0	0	0	0
CHANGE	0	0	0	0	0	0	0	0	0	0	0

UPSUR CTY	33	148	181	0	0	6	4	4	50	105	12
TOTAL	17	57	74	0	0	1	0	3	24	36	8
81	17	57	74	0	0	1	0	3	24	36	8
80	16+	91+	107+	0	0	5+	4+	1-	26+	69+	4+
CHANGE	16+	91+	107+	0	0	5+	4+	1-	26+	69+	4+

RURAL	23	129	152	0	0	6	2	4	49	85	6
81	23	129	152	0	0	6	2	4	49	85	6
80	8	47	55	0	0	1	0	4	10	36	6
CHANGE	15+	82+	97+	0	0	5+	2+	0	39+	51+	0

JAN THRU DEC 81-80

PAGE 35

PART I ARRESTS BY CHARGE AND AGENCY TYPE

	SHERIFF	JUVENILE	ADULTS	TOTAL	MURDER	CRIMINAL	HOMICIDE	FORCIBLE	ROBBERY	AGGRAV	BURGLARY	LARCENY	AUTO
SHERIFF	81	11	89	100	0	0	0	0	0	4	36	57	3
CHANGE	80	0	14	14	0	0	0	0	0	3	9	2	0
STATE POLICE	81	12	40	52	0	0	6	2	2	0	13	28	3
CHANGE	80	8	33	41	0	0	1	0	0	1	1	32	6
MUNICIPAL	81	10	19	29	0	0	0	2	2	0	1	20	6
CHANGE	80	9	10	19	0	0	0	0	0	1	16	2	2
BUCKHANNON PD	81	10	19	29	0	0	0	2	2	0	1	20	6
CHANGE	80	9	10	19	0	0	0	0	0	1	14	2	2
WAYNE CTY	81	60	169	229	5	3	2	1	10	21	109	74	14
TOTAL	80	41	220	261	3	2	1	2	10	17	106	97	26
RURAL	81	46	139	185	3	1	2	1	1	20	96	45	13
CHANGE	80	38	170	208	3	2	1	1	10	17	97	54	25
SHERIFF	81	0	46	46	0	0	0	0	0	7	22	13	2
CHANGE	80	3	56	59	0	0	0	1	1	26	29	29	1
STATE POLICE	81	46	93	139	3	1	2	1	1	13	74	32	11
CHANGE	80	35	114	149	3	1	0	2	9	16	71	25	24
MUNICIPAL	81	14	30	44	0	0	0	0	0	1	13	29	1
CHANGE	80	3	50	53	0	0	0	0	0	9	43	43	0
CEREDO PD	81	0	25	25	0	0	0	0	0	0	0	25	0
CHANGE	80	0	43	43	0	0	0	0	0	0	0	43	0
KENOVA PD	81	14	5	19	0	0	0	0	0	1	13	4	1
CHANGE	80	1	4	5	0	0	0	0	0	0	4	0	0
WAYNE PD	81	0	0	0	0	0	0	0	0	0	0	0	0
CHANGE	80	2	3	5	0	0	0	0	0	0	5	0	0
FORT GAY PD	81	0	0	0	0	0	0	0	0	0	0	0	0
CHANGE	80	0	0	0	0	0	0	0	0	0	0	0	0

JAN THRU DEC 81-80

PAGE 36
 PART I ARRESTS BY CHARGE AND AGENCY TYPE
 GRAND CRIMINAL HOMICIDE FORCIBLE ROBBERY AGGRAV BURGULARY LARCENY AUTO
 JUVENILE ADULTS TOTAL MURDER NEG MANSL RAPE ASSAULT THEFT

AGENCY	81	80	CHANGE	TOTAL	MURDER	NEG	MANSL	RAPE	ROBBERY	AGGRAV ASSAULT	BURGULARY	LARCENY	AUTO THEFT
WEBSTER CTY TOTAL	7	55	48	62	1	0	5	0	1	15	17	19	4
CHANGE	16	33	17	49	0	2	6	0	0	10	24	6	5
RURAL	5	22+	17	13+	1+	2-	3+	0	1+	5+	7-	13+	1-
CHANGE	14	33	19	47	0	2-	2+	0	0	10	22	14	4
SHERIFF	2	13	11	15	0	0	1	0	0	2	2	10	0
CHANGE	3-	9	6	14	0	0	1+	0	0	3	6	2	3-
STATE POLICE	3	35	32	38	1	0	3	0	0	13	13	4	4
CHANGE	6-	24	18	33	0	2-	1+	0	0	7	16	4	2+
MUNICIPAL	2	7	5	9	0	0	1	1	1	0	2	5	0
CHANGE	0	0	7+	7+	0	0	1+	1+	0	0	0	5+	0
WEBSTER SPRINGS PD	0	4	4	4	0	0	0	0	0	0	0	4	0
CHANGE	0	0	4+	4+	0	0	0	0	0	0	0	4+	0
COMEN PD	0	1	1	1	0	0	0	0	0	0	1	0	0
CHANGE	0	0	1+	1+	0	0	0	0	0	0	1+	0	0
CAMDEN-ON-GAULEY PD	2	2	0	4	0	0	1	1	1	0	1	1	0
CHANGE	0	0	2+	2+	0	0	0	0	0	0	0	0	0

AGENCY	81	80	CHANGE	TOTAL	MURDER	NEG	MANSL	RAPE	ROBBERY	AGGRAV ASSAULT	BURGULARY	LARCENY	AUTO THEFT
METZEL CTY TOTAL	45	192	147	147	0	0	1	4	4	4	42	91	5
CHANGE	53	96	43	149	2-	0	0	0	0	18	31	86	11
RURAL	1	41	40	42	0	0	0	0	3	3	6	27	2
CHANGE	10-	7-	17-	17-	2-	0	0	0	3+	13-	9	25	6-
SHERIFF	0	12	12	12	0	0	0	0	0	0	1	11	0
CHANGE	7-	14	7-	9-	2-	0	0	0	0	3-	2	11	3-
STATE POLICE	1	29	28	30	0	0	1	3	3	3	5	16	2
CHANGE	3-	34	31	38-	0	0	1	3+	0	13-	7	14	3-

JAN THRU DEC 81-80

PART I ARRESTS BY CHARGE AND AGENCY TYPE
JUVENILE ADULTS CRIMINAL MURDER

PAGE 37
AGENCY TYPE
CRIMINAL MURDER

CHARGE	81	80	CHANGE	JUVENILE	ADULTS	GRAND TOTAL	MURDER	CRIMINAL	HOMICIDE	FORCIBLE	ROBBERY	AGGRAV ASSAULT	BURGLARY	LARCENY	AUTO THEFT
MUNICIPAL	44	61	105	0	0	0	0	0	0	0	1	1	36	64	3
CHANGE	42	48	15+	0	0	0	0	0	0	0	0	2	22	61	5
HUNDRED PD	0	0	0	0	0	0	0	0	0	0	1+	1-	14+	3+	2-
CHANGE	0	0	0	0	0	0	0	0	0	0	0	0	0	0	0
NEW MARTINSVILLE PD	44	61	105	0	0	0	0	0	0	0	1	1	36	64	3
CHANGE	41	47	88	0	0	0	0	0	0	0	1+	1	21	61	5
PINE GROVE PD	0	0	0	0	0	0	0	0	0	0	0	0	0	0	0
CHANGE	1	1	2-	0	0	0	0	0	0	0	0	1	1-	0	0
LITTLETON PD	0	0	0	0	0	0	0	0	0	0	0	0	0	0	0
CHANGE	0	0	0	0	0	0	0	0	0	0	0	0	0	0	0
SMITHFIELD PD	0	0	0	0	0	0	0	0	0	0	0	0	0	0	0
CHANGE	0	0	0	0	0	0	0	0	0	0	0	0	0	0	0
TOTAL	10	19	29	0	0	0	0	0	0	0	0	1	14	14	0
CHANGE	7	22	29	0	0	0	0	0	0	0	0	1+	17	11	1-
RURAL	8	18	26	0	0	0	0	0	0	0	0	1	14	11	0
CHANGE	7	22	29	0	0	0	0	0	0	0	0	0	17	11	1-
SHERIFF	0	0	0	0	0	0	0	0	0	0	0	0	0	0	0
CHANGE	0	0	0	0	0	0	0	0	0	0	0	0	0	0	0
STATE POLICE	8	18	26	0	0	0	0	0	0	0	0	1	14	11	0
CHANGE	7	22	29	0	0	0	0	0	0	0	0	0	17	11	1-
MUNICIPAL	2	1	3	0	0	0	0	0	0	0	0	0	0	3	0
CHANGE	0	0	0	0	0	0	0	0	0	0	0	0	0	0	0
ELIZABETH PD	2	1	3	0	0	0	0	0	0	0	0	0	0	3	0
CHANGE	0	0	0	0	0	0	0	0	0	0	0	0	0	0	0
TOTAL	131	344	475	1	1	22	13	20	115	273	30	273	115	273	30
CHANGE	194	323	517	3	0	17	18	32	132	270	55	32	132	270	55
ELIZABETH PD	63-	21+	42-	2-	1+	15+	5-	12-	17-	3+	25-	12-	17-	3+	25-

JAN THRU DEC 81-80

PART I ARRESTS BY CHARGE AND AGENCY TYPE

AGENCY	JUVENILE		ADULTS		GRAND TOTAL	MURDER	HEG	MANSL	RAPE	ROBBERY	AGGRAV ASSAULT	BURGLARY	LARCENY	AUTO THEFT
	81	80	81	80										
RURAL	13	25	97	110	242	0	1	7	4	2	38	45	13	
CHANGE	12-	13+	13+	1+	1+	0	1+	6+	1+	11	44	41	9	
SHERIFF	0	0	48	48	96	0	0	1	2	0	11	30	4	
CHANGE	6-	6-	12-	18-	30-	0	0	0	1-	6-	22	35	0	
STATE POLICE	13	19	49	62	121	0	1	6	2	2	27	15	9	
CHANGE	6-	6-	25+	19+	19+	0	1+	5+	2+	3-	22	9+	0	
MUNICIPAL	118	169	247	365	514	1	0	15	9	18	77	228	17	
CHANGE	51-	51-	8+	43-	43-	2-	0	9+	6-	15	88	229	46	
PARKERSBURG PD	81	80	156	228	384	1	0	14	9	13	69	109	13	
CHANGE	42-	42-	20-	62-	62-	2-	0	8+	5-	4-	10-	17-	32-	
VIENNA PD	81	80	87	120	207	0	0	0	0	5	2	109	4	
CHANGE	21-	21-	26+	5+	5+	0	0	0	1-	1+	8-	8+	1	
WILLIAMSTOWN PD	81	80	4	17	21	0	0	1	0	0	6	10	0	
CHANGE	12+	12+	2+	14+	14+	0	0	1+	0	0	1	2	0	
MYOMING CTY TOTAL	81	80	58	70	128	1	0	4	0	5	30	21	9	
CHANGE	5-	5-	21+	16+	16+	0	0	4+	0	0	15+	6-	5+	
RURAL	5	7	38	43	81	1	0	2	0	2	21	13	4	
CHANGE	2-	2-	12+	10+	10+	1+	0	2+	0	3-	14	10	4	
SHERIFF	0	0	1	1	2	0	0	1	0	0	0	0	0	
CHANGE	0	0	1+	1+	1+	0	0	1+	0	0	0	0	0	
STATE POLICE	5	7	37	42	79	1	0	1	0	2	21	13	4	
CHANGE	2-	2-	11+	9+	9+	1+	0	1+	0	3-	14	10	0	
MUNICIPAL	81	80	20	27	47	0	0	2	0	3	9	8	5	
CHANGE	3-	3-	9+	6+	6+	1-	0	2+	0	3+	17	19-	3+	
MULLENS PD	81	80	2	6	8	0	0	0	0	0	2	1	3	
CHANGE	2+	2+	2-	0	0	0	0	0	0	0	0	0	1+	

JAN THRU DEC 81-80

PAGE 39

PART I ARRESTS BY CHARGE AND AGENCY TYPE

	JUVENILE	ADULTS	GRAND TOTAL	CRIMINAL MURDER	HOMICIDE NEG	FORCIBLE RAPE	ROBBERY	AGGRAV ASSAULT	BURGLARY	LARCENY	AUTO THEFT
--	----------	--------	-------------	-----------------	--------------	---------------	---------	----------------	----------	---------	------------

PINEVILLE PD	1	4	5	0	0	0	0	0	4	0	1
	0	0	0	0	0	0	0	0	0	0	0
CHANGE	1+	4+	5+	0	0	0	0	0	4+	0	1+
OCEANA PD	2	14	16	0	0	2	0	3	3	7	1
	8	7	15	1	0	0	0	0	1	13	0
CHANGE	6-	7+	11+	1-	0	2+	0	3+	2+	6-	1+

PART II ARRESTS BY CHARGE AND AGENCY TYPE

The report in this section details the number of persons arrested for Part II Offenses for the reporting periods of 1980 and 1981. Definitions for each of the Part II Offenses may be found in this book in the Table of Contents under the category entitled "Classification of Offenses."

PAGE 1
 PART II ARRESTS BY CHARGE AND AGENCY TYPE
 JUVENILE ADULTS GRAND TOTAL OTHER ASSAULTS ARSON FORGERY FRAUD EMBEZZLE STOLEN PROPERTY VANDAL ILLEGAL WEAPONS

		81	80	CHANGE	81	80	CHANGE	81	80	CHANGE	81	80	CHANGE	81	80	CHANGE	81	80	CHANGE	81	80	CHANGE	81	80	CHANGE	81	80	CHANGE	81	80	CHANGE	81	80	CHANGE	81	80	CHANGE			
WEST VIRGINIA TOTAL		81	80	CHANGE	4058	4265	207-	75008	75940	932-	79064	80205	1139-	4895	4429	467+	185	176	9+	701	665	35+	4949	3535	494+	57	67	10-	657	634	23+	1462	1303	157+	244	2745	23+			
RURAL		81	80	CHANGE	1200	1359	159-	38686	38057	589+	37886	39456	430+	2334	2709	225+	127	123	4+	475	463	12+	3792	3127	665+	36	52	16-	395	427	32-	659	641	18+	2150	2123	27+			
SHERIFF'S		81	80	CHANGE	493	503	10-	24391	22108	2283+	24884	22611	2273+	1648	1318	350+	29	28	1+	155	87	68+	2633	1935	698+	12	31	19-	122	155	33-	321	323	2-	1759	1725	34+			
STATE POLICE		81	80	CHANGE	707	856	149-	14295	15989	1694-	15002	16845	1843-	1266	1391	125-	98	95	3+	320	379	59-	1109	1392	283-	24	28	4-	263	272	9-	338	318	20+	391	401	10-			
MUNICIPAL		81	80	CHANGE	2858	2906	48-	36322	37843	1521-	39180	40749	1569-	1961	1719	242+	53	53	0	226	200	26+	257	228	29+	21	8	13+	282	227	55+	803	664	139+	691	622	69+			
BARBOUR CTY TOTAL		81	80	CHANGE	21	10	11+	606	382	224+	627	392	235+	25	21	4+	5	1	4+	1	6	5-	70	5	65+	2	0	2+	1	3	2-	9	1	8+	26	6	20+			
RURAL		81	80	CHANGE	14	6	8+	397	245	152+	411	251	160+	21	18	3+	5	1	4+	1	6	5-	70	5	65+	2	0	2+	1	3	2-	3	1	2+	24	6	18+			
SHERIFF		81	80	CHANGE	0	4	4-	169	115	54+	169	119	50+	11	11	0	0	0	0	1	0	1+	1	2	1-	0	0	0	0	1	1-	0	0	0	21	4	17+			
STATE POLICE		81	80	CHANGE	14	2	12+	228	130	98+	242	132	110+	10	7	3+	5	1	4+	0	6	6-	69	3	66+	2	0	2+	1	2	1-	3	1	2+	3	2	1+			
MUNICIPAL		81	80	CHANGE	7	4	3+	209	137	72+	216	141	75+	4	3	1+	0	0	0	0	0	0	0	0	0	0	0	0	0	0	0	6	0	6+	2	0	2+			
BELINGTON PD		81	80	CHANGE	2	0	2+	109	46	63+	111	46	65+	3	1	2+	0	0	0	0	0	0	0	0	0	0	0	0	0	0	0	6	0	6+	2	0	2+			
PHILIPPI PD		81	80	CHANGE	5	4	1+	100	91	9+	105	95	10+	1	2	1-	0	0	0	0	0	0	0	0	0	0	0	0	0	0	0	0	0	0	0	0	0			
BERKELEY CTY TOTAL		81	80	CHANGE	284	327	43-	1909	1917	8-	2193	2244	51-	95	63	27+	3	2	1+	23	43	20-	35	19	16+	0	5	5-	11	11	0	25	53	28-	51	43	8+			
RURAL		81	80	CHANGE	41	31	10+	966	829	137+	1097	860	237+	50	28	22+	1	2	1-	13	39	26-	34	19	15+	0	5	5-	5	2	3+	6	0	6+	25	31	6-			
SHERIFF		81	80	CHANGE	30	2	28+	440	409	31+	470	411	59+	30	14	16+	0	0	0	0	0	0	2	1	1+	0	0	0	3	1	2+	0	0	0	24	25	1-			
STATE POLICE		81	80	CHANGE	11	29	18-	526	430	96+	537	449	88+	20	14	6+	1	2	1-	13	39	26-	32	18	14+	0	5	5-	2	1	1+	6	6	0	2	4	2-			
MUNICIPAL		81	80	CHANGE	243	296	53-	943	1088	145-	1186	1384	198-	45	40	5+	2	0	2+	12	4	8+	1	0	1+	0	0	0	6	9	3-	19	27	8-	25	17	8+			
MARTINSBURG PD		81	80	CHANGE	243	296	53-	943	1088	145-	1186	1384	198-	45	40	5+	2	0	2+	12	4	8+	1	0	1+	0	0	0	6	9	3-	19	27	8-	25	17	8+			
BOONE CTY TOTAL		81	80	CHANGE	15	55	40-	1451	1364	87+	1466	1419	47+	42	48	6-	3	6	3-	17	7	10+	4	16	12-	0	1	1-	0	1	1-	16	22	6-	42	52	10-			
RURAL		81	80	CHANGE	13	44	31-	1009	767	233+	1013	811	202+	47	44	3+	3	6	3-	17	9	8+	4	16	12-	0	1	1-	0	1	1-	15	22	7-	42	51	9-			
SHERIFF		81	80	CHANGE	4	2	2+	489	374	115+	493	376	117+	25	13	12+	0	0	0	0	1	1-	0	0	0	0	0	0	0	0	0	8	9	1-	23	42	19-			
STATE POLICE		81	80	CHANGE	9	42	33-	511	393	118+	520	435	85+	17	31	14-	3	6	3-	17	8	9+	4	16	12-	0	0	0	0	1	1-	7	13	6-	19	7	12+			
MUNICIPAL		81	80	CHANGE	2	11	9-	451	597	146-	453	608	155-	0	4	4-	0	0	0	0	0	0	0	0	0	0	0	0	0	0	0	1	0	1+	0	1	1-			
MADISON PD		81	80	CHANGE	2	10	8-	449	537	88-	451	597	146-	0	4	4-	0	0	0	0	0	0	0	0	0	0	0	0	0	0	0	0	0	0	0	0	0	0	1	1-

	COML VICE	SEX OFFENSES	NARCOTIC AND DRUG	GAMBLING	ARRESTS BY FAMILY OFFENSES	CHAPGE DRIVING UND INFL	AGENCY LIQUOR LAWS	TYPE DRUNK-ENNESS	DISORD CONDUCT	VAGRANCY	OTHER OFFENSES	SUSPICION	CURFEW LOITER	RUN-AWAYS
MVAAL	118 97 21+	244 250 6-	2219 2317 98-	163 193 30-	743 773 30-	7196 6851 345+	810 593 217+	37221 40073 2852-	1846 1887 41-	53 66 13-	13026 12942 84+	0 0 0	209 226 17-	361 344 17+
MVARU	7 10 3-	89 102 13-	1283 1176 107+	54 89 35-	676 730 54-	3646 3220 426+	159 134 25+	13733 14240 507-	163 88 75+	16 9 7+	9315 9610 295-	0 0 0	8 0 8+	179 176 3+
MVASO	7 4 3+	39 41 2-	763 546 217+	17 4 13+	577 649 72-	1717 1380 337+	51 71 20-	7884 7426 458+	139 71 68+	13 7 6+	6829 6743 86+	0 0 0	8 0 8+	91 73 18+
MVASP	0 6 6-	50 61 11-	520 630 110-	37 85 48-	99 81 18+	1929 1840 89+	108 63 45+	5849 6814 965-	24 17 7+	3 2 1+	2486 2867 381-	0 0 0	0 0 0	83 103 15-
MVAZZ	111 87 24+	155 148 7+	936 1141 205-	109 104 5+	67 43 24+	3550 3631 81-	651 459 192+	23488 25833 2345-	1683 1799 116-	37 57 20-	3711 3332 379+	0 0 0	201 226 25-	182 168 14+
001AL	0 0 0	0 4 4-	18 16 2+	0 1 1-	12 1 11+	70 50 20+	1 6 5-	247 179 68+	10 18 8-	0 0 0	125 70 55+	0 0 0	0 0 0	5 4 1+
001RU	0 0 0	0 4 4-	14 16 2-	0 1 1-	12 1 11+	32 23 9+	0 2 2-	103 94 9+	0 1 1-	0 0 0	118 65 53+	0 0 0	0 0 0	5 4 1+
00150	0 0 0	0 3 3-	0 1 1-	0 0 0	4 0 4+	11 5 6+	0 0 0	32 30 2+	0 0 0	0 0 0	88 60 28+	0 0 0	0 0 0	0 2 2-
0015P	0 0 0	0 1 1-	14 15 1-	0 1 1-	8 1 7+	21 19 3+	0 2 2-	71 64 7+	0 1 1-	0 0 0	30 5 25+	0 0 0	0 0 0	5 2 3+
00122	0 0 0	0 0 0	4 0 4+	0 0 0	0 0 0	38 27 11+	1 4 3-	144 85 59+	10 17 7-	0 0 0	7 4 2+	0 0 0	0 0 0	0 0 0
00101	0 0 0	0 0 0	0 0 0	0 0 0	0 0 0	3 0 3+	1 4 3-	84 25 59+	10 16 6-	0 0 0	2 0 2+	0 0 0	0 0 0	0 0 0
00102	0 0 0	0 0 0	4 0 4+	0 0 0	0 0 0	35 27 8+	0 0 0	60 60 0	0 1 1-	0 0 0	5 5 0	0 0 0	0 0 0	0 0 0
002AL	0 0 0	4 10 6-	54 35 19+	0 18 18-	0 0 0	340 172 168+	0 6 6-	1121 1281 160-	11 115 104-	1 9 8-	350 278 82+	0 0 0	35 42 4-	19 49 30-
002RU	0 0 0	1 1 0	24 26 2-	0 8 8-	0 0 0	187 122 65+	0 2 2-	493 442 51+	0 0 0	0 0 0	164 119 45+	0 0 0	0 0 0	3 8 5-
00250	0 0 0	0 1 1-	15 9 6+	0 0 0	0 0 0	46 19 27+	0 0 0	255 282 27-	0 0 0	0 0 0	92 58 34+	0 0 0	0 0 0	3 1 2+
0025P	0 0 0	1 0 1+	9 17 8-	0 8 8-	0 0 0	141 103 38+	0 2 2-	238 160 78+	0 0 0	0 0 0	72 61 11+	0 0 0	0 0 0	0 7 7-
002ZZ	0 0 0	3 9 6-	39 9 21+	0 10 10-	0 0 0	153 50 103+	0 4 4-	628 839 211-	11 115 104-	1 9 8-	196 159 37+	0 0 0	38 42 4-	16 41 25-
00201	0 0 0	3 9 6-	30 9 21+	0 10 10-	0 0 0	153 50 103+	0 4 4-	628 839 211-	11 115 104-	1 9 8-	196 159 37+	0 0 0	38 42 4-	16 41 25-
003AL	0 0 0	1 3 2-	30 51 21-	0 9 9-	1 5 4-	229 197 28+	1 3 2-	1019 902 117+	0 0 0	0 0 0	63 71 28-	0 0 0	0 0 0	2 4 2-
003RU	0 0 0	1 3 2-	29 46 17-	0 9 9-	1 4 3-	147 104 43+	1 1 0	666 436 230+	0 0 0	0 0 0	43 55 12-	0 0 0	0 0 0	2 4 2-
00350	0 0 0	0 0 0	4 11 7-	0 0 0	1 2 1-	83 58 30+	1 0 1+	340 236 104+	0 0 0	0 0 0	3 4 1-	0 0 0	0 0 0	0 0 0
0035P	0 0 0	1 3 2-	25 35 10-	0 9 9-	0 2 2-	59 46 13+	0 1 1-	326 290 129+	0 0 0	0 0 0	40 51 11-	0 0 0	0 0 0	2 4 2-
0032Z	0 0 0	0 0 0	1 5 4-	0 0 0	0 1 1-	78 93 15-	0 2 2-	353 456 113-	0 0 0	0 0 0	20 36 16-	0 0 0	0 0 0	0 0 0
00301	0 0 0	0 0 0	1 5 4-	0 0 0	0 0 0	73 93 15-	0 2 2-	352 456 104-	0 0 0	0 0 0	20 36 16-	0 0 0	0 0 0	0 0 0

AGENCY	81	80	CHANGE	JUVENILE	ADULTS	GRAND TOTAL	OTHER ASSAULTS	ARSON	FOPGERY	FPAUD	EMBEZZLE	STOLEN PROPERTY	VANDAL	ILLEGAL RELATIONS
WHITESVILLE PD	81	80	CHANGE	0	2	2	0	0	0	0	0	0	1	0
				1-	10-	11-	0	0	0	0	0	0	0	0
BRAXTON CTY TOTAL	81	80	CHANGE	7	613	620	12	0	5	12	0	1	1	34
				29	547	576	23	1-	0	0	0	0	7	63
				22-	66+	44+	11-	1-	5+	12+	0-	1+	6-	29-
RURAL	81	80	CHANGE	5	301	306	6	0	5	12	0	1	0	33
				20	250	270	11	1-	0	0	0	0	4	62
				13-	51+	36+	5-	1-	5+	12+	0	1+	4-	27-
SHERIFF	81	80	CHANGE	0	225	225	2	1	5	12	0	0	0	32
				7	112	119	5	0	0	0	0	0	0	56
				7-	113+	106+	3-	1-	5+	12+	0	0	0	27-
STATE POLICE	81	80	CHANGE	5	76	81	4	0	0	0	0	1	0	1
				13	138	151	6	0	0	0	0	0	4	2
				8-	62-	70-	2-	0	0	0	0	1+	4-	7-
MUNICIPAL	81	80	CHANGE	2	312	314	6	0	0	0	0	0	1	1
				9	297	306	12	0	0	0	0	0	3	1
				7-	15+	8+	6-	0	0	0	0	0	2-	0
GASSAWAY PD	81	80	CHANGE	2	197	199	3	0	0	0	0	0	1	1
				5	211	216	4	0	0	0	0	0	2	1
				3-	14-	17-	1-	0	0	0	0	0	1-	0
SUTTON PD	81	80	CHANGE	0	81	81	0	0	0	0	0	0	0	0
				2	60	62	0	0	0	0	0	0	0	0
				2-	21+	19+	0	0	0	0	0	0	0	0
BURNSVILLE PD	81	80	CHANGE	0	34	34	3	0	0	0	0	0	0	0
				2	26	28	8	0	0	0	0	0	1	0
				2-	8+	6+	5-	0	0	0	0	0	1-	0
BROOKE CTY TOTAL	81	80	CHANGE	80	362	442	44	4	0	0	0	9	25	24
				27	376	403	27	2	4	1	0	3	5	13
				53+	14-	39+	17+	2+	4-	1-	0	6+	20+	11+
RURAL	81	80	CHANGE	77	246	323	21	3	0	0	0	8	19	23
				18	224	242	11	2	4	1-	0	3	2	12
				59+	22+	81+	10+	1+	4-	1-	0	5+	17+	11+
SHERIFF	81	80	CHANGE	74	213	287	16	2	0	0	0	7	19	22
				18	182	200	1	0	3	1	0	2	1	12
				56+	31+	87+	15+	2+	3-	1-	0	5+	18+	10+
STATE POLICE	81	80	CHANGE	3	33	36	5	1	0	0	0	1	0	1
				0	42	42	10	2	1	0	0	1	1	0
				3+	9-	6-	5-	1-	1-	0	0	0	1-	1+
MUNICIPAL	81	80	CHANGE	3	116	119	23	1	0	0	0	1	6	1
				9	152	161	16	0	0	0	0	0	3	1
				6-	36-	42-	7+	1+	0	0	0	1+	3+	0
FOLLANSBEE PD	81	80	CHANGE	0	7	7	0	0	0	0	0	0	0	0
				0	12	12	0	0	0	0	0	0	0	0
				0	5-	5-	0	0	0	0	0	0	0	0
WELLSBURG PD	81	80	CHANGE	3	109	112	23	1	0	0	0	1	6	1
				8	131	139	16	0	0	0	0	0	3	1
				5-	22-	27-	7+	1+	0	0	0	1+	3+	0
BETHANY PD	81	80	CHANGE	0	0	0	0	0	0	0	0	0	0	0
				1	9	10	0	0	0	0	0	0	0	0
				1-	9-	10-	0	0	0	0	0	0	0	3
CABELL CTY TOTAL	81	80	CHANGE	536	5583	6119	467	6	60	79	0	61	177	167
				532	6992	7524	387	15	56	76	0	55	154	173
				4+	1409-	1405-	80+	9-	4+	3+	0	6+	23+	6-
RURAL	81	80	CHANGE	66	1764	1830	149	2	4	2	0	11	36	37
				95	2359	2454	33	4	15	9	0	9	24	36
				29-	595-	624-	116+	2-	12-	7-	0	2+	12+	1+
SHERIFF	81	80	CHANGE	50	1439	1489	126	2	0	0	0	9	32	25
				55	1877	1932	4	0	6	2	0	6	12	25
				5-	438-	443-	122+	2+	6-	2-	0	3+	20+	0
STATE POLICE	81	80	CHANGE	16	325	341	23	0	4	2	0	2	4	12
				40	482	522	29	4	10	7	0	3	12	11
				24-	157-	181-	6-	4-	6-	5-	0	1-	8-	1+
MUNICIPAL	81	80	CHANGE	470	3819	4289	318	4	56	77	0	50	141	130
				437	4613	5070	354	11	40	67	0	46	130	117
				33+	814-	781-	36-	7-	16+	10+	0	4+	11+	7-
BARBOURSVILLE PD	81	80	CHANGE	7	110	117	5	0	0	1	0	16	2	1
				41	199	240	20	0	0	3	0	2	31	8
				34-	89-	123-	15-	0	0	2-	0	14+	27-	7-
HUNTINGTON PD	81	80	CHANGE	437	3519	3956	292	4	55	76	0	32	131	124
				381	4211	4592	317	10	39	64	0	43	94	128
				56+	692-	636-	25-	6-	16+	12+	0	11-	37+	4-
MILTON PD	81	80	CHANGE	26	154	180	16	0	0	0	0	2	8	3
				14	149	163	10	0	0	0	0	0	4	1
				12+	5+	17+	6+	0	0	0	0	2+	4+	2+

	COML VICE	SEX OFFENSES	PART II NARCOTIC AND DRUG	GAMBLING	ARRESTS BY FAMILY OFFENSES	CHARGE DRIVING UND INFL	AGENCY LIQUOR LAWS	TYPE DRUNK-ENNESS	DISORD CONDUCT	VAGRANCY	OTHER OFFENSES	SUSPICION	CURFEW LOITER	RUN-AWAYS
00302	0	0	0	0	0	0	0	1	0	0	0	0	0	0
	0	0	0	0	1	0	0	10	0	0	0	0	0	0
	0	0	0	0	1-	0	0	9-	0	0	0	0	0	0
004AL	0	0	8	0	1	75	11	422	22	3	12	0	0	1
	0	0	16	0	1	42	1	375	19	1	20	0	0	3
	0	0	8-	0	0	33+	10+	47+	3+	2+	8-	0	4-	2-
004RU	0	0	5	0	0	67	0	172	0	0	4	0	0	1
	0	0	8	0	0	21	0	142	2	0	16	0	0	3
	0	0	3-	0	0	46+	0	30+	2-	0	12-	0	0	2-
00450	0	0	0	0	0	42	0	128	0	0	4	0	0	0
	0	0	2	0	0	9	0	33	2	0	12	0	0	1
	0	0	2-	0	0	33+	0	95+	2-	0	8-	0	0	1-
0045P	0	0	5	0	0	25	0	44	0	0	0	0	0	1
	0	0	6	0	0	12	0	109	0	0	4	0	0	2
	0	0	1-	0	0	13+	0	65-	0	0	4-	0	0	1-
004Z2	0	0	3	0	1	8	11	250	22	3	8	0	0	0
	0	0	8	0	1	21	1	233	17	1	4	0	4	0
	0	0	5-	0	0	13-	10+	17+	5+	2+	4+	0	4-	0
00401	0	0	3	0	0	2	4	156	22	3	4	0	0	0
	0	0	7	0	0	13	0	166	16	1	3	0	3	0
	0	0	4-	0	0	11-	4+	10-	6+	2+	1+	0	3-	0
00402	0	0	0	0	0	2	7	72	0	0	0	0	0	0
	0	0	0	0	1	7	1	51	1	0	1	0	0	0
	0	0	0	0	1-	5-	6+	21+	1-	0	1-	0	0	0
00403	0	0	0	0	1	4	0	22	0	0	4	0	0	0
	0	0	1	0	0	1	0	16	0	0	0	0	1	0
	0	0	1-	0	1+	3+	0	6+	0	0	4+	0	1-	0
005AL	0	3	13	0	0	55	5	113	14	1	116	0	1	15
	2	1	17	0	1	49	0	157	29	0	82	0	0	19
	2-	2+	4-	0	1-	6+	5+	44-	15-	1+	34+	0	1+	5+
005RU	0	2	12	0	0	52	2	61	1	1	103	0	0	15
	2	0	15	0	0	45	0	68	5	0	64	0	0	8
	2-	2+	3-	0	0	7+	2+	7-	4-	1+	39+	0	0	7+
00550	0	2	11	0	0	49	2	52	0	1	89	0	0	15
	2	0	14	0	0	44	0	56	5	0	51	0	0	7
	2-	2+	3-	0	0	5+	2+	4-	5-	1+	13+	0	0	7+
0055P	0	0	1	0	0	3	0	9	1	0	14	0	0	0
	0	0	1	0	0	1	0	12	0	0	13	0	0	0
	0	0	0	0	0	2+	0	3-	1+	0	1+	0	0	0
005Z2	0	1	1	0	0	3	3	52	13	0	13	0	1	0
	0	1	2	0	1	4	0	89	24	0	18	0	0	2
	0	0	1-	0	1-	1-	3+	37-	11-	0	5-	0	1+	2-
00501	0	0	0	0	0	3	0	2	2	0	0	0	0	0
	0	0	0	0	0	3	0	4	2	0	3	0	0	0
	0	0	0	0	0	0	0	2-	0	0	3-	0	0	0
00502	0	1	1	0	0	0	3	50	11	0	13	0	1	0
	0	1	0	0	0	0	0	79	22	0	15	0	0	2
	0	0	1+	0	0	0	3+	29-	11-	0	2-	0	1+	2-
00505	0	0	0	0	0	0	0	0	0	0	0	0	0	0
	0	0	2	0	1	1	0	6	0	0	0	0	0	0
	0	0	2-	0	1-	1-	0	6-	0	0	0	0	0	0
006AL	19	36	317	63	20	275	64	2832	131	1	1342	0	2	2
	14	29	304	34	29	330	63	3594	231	1	1913	0	2	13
	5+	7+	13+	29+	60-	55-	1+	762-	100-	0	571-	0	2-	11-
006RU	6	3	103	1	3	72	0	484	0	1	914	0	0	2
	3	1	22	0	71	97	0	677	0	0	1440	0	0	12
	3+	2+	81+	1+	68-	25-	0	193-	0	1+	526-	0	0	10-
00650	6	2	93	1	2	40	0	294	0	1	856	0	0	0
	0	0	14	0	63	35	0	406	0	0	1353	0	0	1
	6+	2+	79+	1+	66-	5+	0	112-	0	1+	497-	0	0	1-
0065P	0	1	10	0	1	32	0	190	0	0	53	0	0	1
	3	1	8	0	3	52	0	271	0	0	87	0	0	2
	3-	0	2+	0	2-	30-	0	81-	0	0	29-	0	0	11
006Z2	13	33	214	62	17	203	64	2348	131	0	428	0	0	9
	11	28	282	34	9	233	63	2917	231	1	473	0	0	0
	2+	5+	63-	20+	8+	30-	1+	569-	100-	1-	45-	0	2-	1-
00601	0	0	9	0	0	27	0	48	1	0	7	0	0	0
	0	0	35	0	0	34	0	79	3	1	24	0	0	1
	0	0	26-	0	0	7-	0	36-	2-	1-	17-	0	0	1-
00602	13	32	192	62	17	156	61	2171	127	0	401	0	0	0
	11	28	231	34	9	186	63	2684	226	0	425	0	0	0
	2+	4+	39-	28+	3+	29-	2-	513-	99-	0	24-	0	0	0
00603	0	1	13	0	0	10	3	105	2	0	17	0	0	0
	0	0	12	0	0	13	0	105	2	0	14	0	0	0
	0	1+	1+	0	0	3-	3+	0	0	0	3+	0	2-	0

PART II ARRESTS BY CHARGE AND AGENCY TYPE
 JUVENILE ADULTS GRAND TOTAL OTHER ASSAULTS

MU SECURITY POLICE	81	0	36	36	5	0	1	0	0	0	0	0	0	0
	80	1	74	75	7	1	1	0	0	1	1	0	0	0
	CHANGE	1-	38-	39-	2-	1-	0	0	0	0	0	1-	1-	0

CALHOUN CTY TOTAL	81	4	127	131	14	9	6	2	0	7	1	1	1	1
	80	7	118	125	8	0	1	0	0	2	1	1	1	1
	CHANGE	3-	9+	6+	6+	0	5+	2+	0	5+	0	0	0	0

RURAL	81	4	124	128	14	0	6	2	0	7	1	1	1	17
	80	7	106	113	8	0	1	0	0	2	1	1	1	14
	CHANGE	3-	13+	15+	6+	0	5+	2+	0	5+	0	0	0	3+
SHERIFF	81	1	15	16	0	0	0	0	0	0	0	0	0	13
	80	1	9	10	0	0	0	0	0	0	0	0	0	10
	CHANGE	0	6+	6+	0	0	0	0	0	0	0	0	0	3+
STATE POLICE	81	3	109	112	14	0	6	2	0	7	1	1	1	4
	80	6	97	103	8	0	1	0	0	2	1	1	1	4
	CHANGE	3-	12+	9+	6+	0	5+	2+	0	5+	0	0	0	0
MUNICIPAL	81	0	3	3	0	0	0	0	0	0	0	0	0	0
	80	0	12	12	0	0	0	0	0	0	0	0	0	0
	CHANGE	0	9-	9-	0	0	0	0	0	0	0	0	0	0
GRANTSVILLE PD	81	0	3	3	0	0	0	0	0	0	0	0	0	0
	80	0	12	12	0	0	0	0	0	0	0	0	0	0
	CHANGE	0	9-	9-	0	0	0	0	0	0	0	0	0	0

CLAY CTY TOTAL	81	10	412	422	29	1	7	58	3	4	0	0	0	35
	80	7	467	474	67	0	0	58	0	10	1	1	1	26
	CHANGE	3+	55-	52-	38-	1+	7+	0	3+	6-	1-	1-	1-	9+

RURAL	81	10	411	421	29	1	7	58	3	4	0	0	0	35
	80	7	462	469	67	0	0	58	0	10	1	1	1	26
	CHANGE	3+	51-	48-	38-	1+	7+	0	3+	6-	1-	1-	1-	9+
SHERIFF	81	0	171	171	11	0	1	58	0	0	0	0	0	14
	80	1	170	171	41	0	0	57	0	0	0	0	0	15
	CHANGE	1-	1+	0	30-	0	1+	1+	0	0	0	0	0	1-
STATE POLICE	81	10	240	250	18	1	6	0	3	4	0	0	0	21
	80	6	292	298	26	0	0	1	0	10	1	1	1	11
	CHANGE	4+	52-	48-	8-	1+	6+	1-	3+	6-	1-	1-	1-	10+
MUNICIPAL	81	0	1	1	0	0	0	0	0	0	0	0	0	0
	80	0	5	5	0	0	0	0	0	0	0	0	0	0
	CHANGE	0	4-	4-	0	0	0	0	0	0	0	0	0	0
CLAY PD	81	0	1	1	0	0	0	0	0	0	0	0	0	0
	80	0	5	5	0	0	0	0	0	0	0	0	0	0
	CHANGE	0	4-	4-	0	0	0	0	0	0	0	0	0	0

DODDRIDGE CTY TOTAL	81	13	175	188	29	0	2	11	0	0	10	1	1	14
	80	9	109	118	19	0	0	1	0	0	1	1	1	24
	CHANGE	4+	66+	70+	10+	0	2+	10+	0	0	9+	0	0	8-

RURAL	81	7	143	150	27	0	2	11	0	0	5	1	1	16
	80	9	98	107	13	0	0	1	0	0	1	1	1	24
	CHANGE	2-	45+	43+	9+	0	2+	10+	0	0	4+	0	0	8-
SHERIFF	81	2	13	15	0	0	0	0	0	0	2	1	1	13
	80	9	42	51	3	0	0	0	0	0	1	1	1	24
	CHANGE	7-	29-	36-	3-	0	0	0	0	0	1+	0	0	11-
STATE POLICE	81	5	130	135	27	0	2	11	0	0	3	1	1	3
	80	0	56	56	15	0	0	1	0	0	0	0	0	0
	CHANGE	5+	74+	79+	12+	0	2+	10+	0	0	3+	0	0	3+
MUNICIPAL	81	6	32	38	2	0	0	0	0	0	5	0	0	0
	80	0	11	11	1	0	0	0	0	0	0	0	0	0
	CHANGE	6+	21+	27+	1+	0	0	0	0	0	5+	0	0	0
WEST UNION PD	81	6	32	38	2	0	0	0	0	0	5	0	0	0
	80	0	11	11	1	0	0	0	0	0	0	0	0	0
	CHANGE	6+	21+	27+	1+	0	0	0	0	0	5+	0	0	0

FAYETTE CTY TOTAL	81	69	2087	2156	160	7	27	26	2	9	26	8	8	73
	80	84	1923	2007	122	2	7	85	1	20	20	6	6	51
	CHANGE	15-	164+	149+	38+	5+	20+	59-	1+	11-	6+	2+	2+	22+

RURAL	81	23	993	1016	76	7	24	26	2	7	8	8	8	55
	80	25	973	998	105	2	7	85	1	15	19	19	19	43
	CHANGE	2-	20+	18+	29-	5+	17+	59-	1+	3-	11-	11-	11-	10
SHERIFF	81	4	592	596	52	6	10	25	2	6	7	7	7	26
	80	8	629	637	39	1	5	82	1	8	19	19	19	35
	CHANGE	4-	37-	41-	37-	5+	5+	57-	1+	2-	12-	12-	12-	1+
STATE POLICE	81	19	401	420	24	1	14	1	0	1	1	1	1	19
	80	17	344	361	16	1	2	3	0	7	0	0	0	8
	CHANGE	2+	57+	59+	8+	0	12+	2-	0	6-	1+	1+	1+	11+
MUNICIPAL	81	46	1094	1140	84	0	3	0	0	2	10	10	10	28
	80	59	950	1009	17	0	9	0	0	5	1	1	1	3
	CHANGE	13-	144+	131+	67+	0	3+	0	0	3-	17+	17+	17+	10

JAN THRU DEC 81-80

PAGE 10

	COML VICE	SEX OFFENSES	PART II NARCOTIC AND DRUG	GAMBLING	ARRESTS BY FAMILY OFFENSES	CHARGE DRIVING UND INFL	AND LIQUOR LAWS	AGENCY TYPE DRUNK-ENNES	DISORD CONDUCT	VAGRANCY	OTHER OFFENSES	SUSPICION	CURFEW LOITER	RUN-AWAYS
00604	0	0	0	0	0	0	0	24	1	0	3	0	0	0
	0	0	4	0	0	0	0	50	0	0	10	0	0	0
	0	0	4-	0	0	0	0	26-	1+	0	7-	0	0	0
007AL	0	0	4	0	0	18	0	45	0	0	15	0	0	0
	0	0	3	0	0	30	2	50	0	0	14	0	0	0
	0	0	1+	0	0	12-	2-	5-	0	0	1+	0	0	2+
007RU	0	0	4	0	0	18	0	42	0	0	15	0	0	2
	0	0	3	0	0	29	2	39	0	0	14	0	0	0
	0	0	1+	0	0	11-	2-	3+	0	0	1+	0	0	2+
00750	0	0	0	0	0	0	0	0	0	0	3	0	0	0
	0	0	0	0	0	0	0	0	0	0	0	0	0	0
	0	0	0	0	0	0	0	0	0	0	3+	0	0	0
0075P	0	0	4	0	0	18	0	42	0	0	12	0	0	2
	0	0	3	0	0	29	2	39	0	0	14	0	0	0
	0	0	1+	0	0	11-	2-	3+	0	0	2-	0	0	2+
007ZZ	0	0	0	0	0	0	0	3	0	0	0	0	0	0
	0	0	0	0	0	1	0	11	0	0	0	0	0	0
	0	0	0	0	0	1-	0	8-	0	0	0	0	0	0
00701	0	0	0	0	0	0	0	3	0	0	0	0	0	0
	0	0	0	0	0	1	0	11	0	0	0	0	0	0
	0	0	0	0	0	1-	0	8-	0	0	0	0	0	0
008AL	0	3	11	0	3	34	0	145	0	1	28	0	0	0
	0	0	6	0	0	56	9	139	0	1	101	0	0	0
	0	3+	5+	0	3+	22-	9-	6+	0	0	13-	0	0	0
008RU	0	3	11	0	3	34	0	144	0	1	28	0	0	0
	0	0	6	0	0	56	9	134	0	1	101	0	0	0
	0	3+	5+	0	3+	22-	9-	10+	0	0	13-	0	0	0
00850	0	0	1	0	0	7	0	34	0	1	44	0	0	0
	0	0	0	0	0	2	0	17	0	0	39	0	0	0
	0	0	1+	0	0	5+	0	17+	0	1+	5+	0	0	0
0085P	0	3	10	0	3	27	0	110	0	0	44	0	0	0
	0	0	6	0	0	54	9	117	0	1	62	0	0	0
	0	3+	4+	0	3+	27-	9-	7-	0	1-	18-	0	0	0
008ZZ	0	0	0	0	0	0	0	1	0	0	0	0	0	0
	0	0	0	0	0	0	0	5	0	0	0	0	0	0
	0	0	0	0	0	0	0	4-	0	0	0	0	0	0
00801	0	0	0	0	0	0	0	1	0	0	0	0	0	0
	0	0	0	0	0	0	0	5	0	0	0	0	0	0
	0	0	0	0	0	0	0	4-	0	0	0	0	0	0
009AL	0	0	2	0	4	7	0	66	1	0	37	0	0	3
	0	0	0	0	1	5	0	25	0	2	39	0	0	1
	0	0	2+	0	3+	2+	0	41+	1+	2-	2-	0	0	2+
009RU	0	0	1	0	4	7	0	37	0	0	37	0	0	3
	0	0	0	0	1	4	0	17	0	2	38	0	0	1
	0	0	1+	0	3+	3+	0	20+	0	2-	1-	0	0	2+
00950	0	0	0	0	0	0	0	0	0	0	0	0	0	0
	0	0	0	0	0	0	0	1	0	2	19	0	0	1
	0	0	0	0	0	0	0	1-	0	2-	19-	0	0	1-
0095P	0	0	1	0	4	7	0	37	0	0	37	0	0	3
	0	0	0	0	1	4	0	16	0	0	19	0	0	0
	0	0	1+	0	3+	3+	0	21+	0	0	18+	0	0	3+
009ZZ	0	0	1	0	0	0	0	29	1	0	0	0	0	0
	0	0	0	0	0	1	0	8	0	0	1	0	0	0
	0	0	1+	0	0	1-	0	21+	1+	0	1-	0	0	0
00901	0	0	1	0	0	0	0	29	1	0	0	0	0	0
	0	0	0	0	0	1	0	8	0	0	1	0	0	0
	0	0	1+	0	0	1-	0	21+	1+	0	1-	0	0	0
010AL	0	3	192	0	17	317	5	1116	43	2	119	0	0	12
	0	2	109	3	44	312	17	1022	42	0	135	0	1	12
	0	1+	83+	3-	27-	5+	12-	94+	1+	2+	16-	0	1-	0
010RU	0	0	153	0	17	143	1	432	0	1	60	0	0	4
	0	2	87	3	41	98	14	325	6	0	75	0	0	10
	0	2-	66+	3-	24-	45+	13-	47+	6-	1+	15-	0	0	6-
01050	0	0	130	0	17	80	0	194	0	1	30	0	0	0
	0	1	40	0	41	51	0	201	6	0	56	0	0	1
	0	1-	93+	0	24-	29+	0	7-	6-	1+	26-	0	0	1-
0105P	0	0	23	0	0	63	1	238	0	0	30	0	0	4
	0	1	47	3	0	47	14	154	0	0	19	0	0	9
	0	1-	24-	3-	0	16+	13-	54+	0	0	11+	0	0	5-
010ZZ	0	3	39	0	0	174	4	684	43	1	59	0	0	8
	0	0	22	0	3	214	3	637	36	0	60	0	1	2
	0	3+	17+	0	3-	40-	1+	47+	9+	1+	1-	0	1-	6+

PAGE 13
 PART II ARRESTS BY CHARGE AND AGENCY TYPE
 JUVENILE ADULTS GRAND TOTAL OTHER ASSAULTS ARSON FORGERY FRAUD EMBEZZLE STOLEN PROPERTY VANDAL ILLEGAL WEAPON

ANSTED PD	81	0	3	3	1	0	0	0	0	0	0	0
	80	0	6	6	0	0	0	0	0	0	0	0
CHANGE		0	3-	3-	1+	0	0	0	0	0	0	0
FAYETTEVILLE PD	81	3	62	65	0	0	0	0	0	0	0	3
	80	10	161	171	1	0	0	0	0	0	0	7
CHANGE		7-	99-	106-	1-	0	0	0	0	0	0	2-
MONTGOMERY PD	81	27	559	596	79	0	3	0	0	1	15	14
	80	21	403	424	15	0	0	0	0	6	0	0
CHANGE		6+	166+	172+	64+	0	3+	0	0	1+	15+	14+
MOUNT HOPE PD	81	0	75	75	3	0	0	0	0	0	0	1
	80	1	83	84	1	0	0	0	0	0	0	1
CHANGE		1-	8-	9-	2+	0	0	0	0	0	0	0
OAK HILL PD	81	14	338	352	1	0	0	0	0	0	0	0
	80	24	272	296	0	0	0	0	0	5	0	2
CHANGE		10-	66+	56+	1+	0	0	0	0	5-	0	2-
MEADOW BRIDGE PD	81	2	6	8	0	0	0	0	0	0	0	0
	80	3	5	2	0	0	0	0	0	0	0	0
CHANGE		1-	1+	0	0	0	0	0	0	0	0	0
SMITHERS PD	81	0	12	12	0	0	0	0	0	0	0	0
	80	0	13	13	0	0	0	0	0	0	0	0
CHANGE		0	1-	1-	0	0	0	0	0	0	0	0
PAX PD	81	0	0	0	0	0	0	0	0	0	0	0
	80	0	3	3	0	0	0	0	0	0	0	0
CHANGE		0	3-	3-	0	0	0	0	0	0	0	0
W VA TECH SECURITY	81	0	10	10	0	0	0	0	0	1	3	0
	80	0	4	4	0	0	0	0	0	0	1	0
CHANGE		0	6+	6+	0	0	0	0	0	1+	2+	0
GAULEY BRIDGE PD	81	0	19	19	0	0	0	0	0	0	0	0
	80	0	0	0	0	0	0	0	0	0	0	0
CHANGE		0	19+	19+	0	0	0	0	0	0	0	0

GILMER CTY TOTAL	81	6	342	348	6	0	0	3	0	1	2	23
	80	1	435	436	10	0	0	20	0	0	3	27
CHANGE		5+	93-	88-	4-	0	0	17-	0	1+	1-	4-

RURAL	81	6	76	82	2	0	0	2	0	1	0	23
	80	1	192	193	9	0	0	20	0	0	1	24
CHANGE		5+	116-	111-	7-	0	0	18-	0	1+	1-	1-
SHERIFF	81	5	46	51	1	0	0	0	0	1	0	23
	80	1	119	120	0	0	0	0	0	0	1	24
CHANGE		4+	73-	69-	1+	0	0	0	0	1+	1-	1-
STATE POLICE	81	1	30	31	1	0	0	2	0	0	0	0
	80	0	73	73	9	0	0	20	0	0	0	0
CHANGE		1+	43-	42-	8-	0	0	18-	0	0	0	0
MUNICIPAL	81	0	265	266	4	0	0	1	0	0	2	0
	80	0	243	243	1	0	0	0	0	0	3	3
CHANGE		0	23+	23+	3+	0	0	1+	0	0	0	3-
GLENVILLE PD	81	0	257	257	3	0	0	0	0	0	0	0
	80	0	236	236	0	0	0	0	0	0	1	3
CHANGE		0	21+	21+	3+	0	0	0	0	0	1-	-
GLENVILLE ST SECURITY	81	0	9	9	1	0	0	1	0	0	2	0
	80	0	7	7	1	0	0	0	0	0	1	0
CHANGE		0	2+	2+	0	0	0	1+	0	0	1+	0

GRANT CTY TOTAL	81	8	191	199	9	0	0	16	0	0	5	41
	80	5	236	241	5	0	5	64	0	3	7	28
CHANGE		3+	45-	42-	4+	0	5-	48-	0	3-	2-	13+

RURAL	81	5	108	113	7	0	0	16	0	0	4	41
	80	3	140	143	5	0	5	64	0	3	7	28
CHANGE		2+	32-	30-	2+	0	5-	48-	0	3-	3-	15+
SHERIFF	81	5	61	66	5	0	0	0	0	0	0	39
	80	1	30	31	0	0	0	0	0	0	0	25
CHANGE		4+	31+	35+	5+	0	0	0	0	0	0	1+
STATE POLICE	81	0	47	47	2	0	0	16	0	0	4	2
	80	2	110	112	5	0	5	64	0	3	7	1
CHANGE		2-	63-	65-	3-	0	5-	48-	0	3-	3-	1+
MUNICIPAL	81	3	83	86	2	0	0	0	0	0	1	0
	80	2	96	98	0	0	0	0	0	0	0	2
CHANGE		1+	13-	12-	2+	0	0	0	0	0	1+	2-
WILKINSBURG PD	81	3	77	80	0	0	0	0	0	0	1	0
	80	1	82	83	0	0	0	0	0	0	0	0
CHANGE		2+	12-	10-	0	0	0	0	0	0	1+	0
BAYARD PD	81	0	6	6	2	0	0	0	0	0	0	0
	80	1	7	8	0	0	0	0	0	0	0	2
CHANGE		1-	1-	2-	2+	0	0	0	0	0	0	2-

GREENBRIER CTY TOTAL	81	28	1224	1252	13	1	10	0	0	2	4	53
	80	22	1312	1334	3	3	4	1	0	5	0	59
CHANGE		6+	88-	82-	10+	2-	6+	1-	0	6-	4+	1-

JAN THRU DEC 81-80

	COML VICE	SEX OFFENSES	NARCOTIC AND DRUG	PART II GAMBLING	ARRESTS BY FAMILY OFFENSES	PAGE 14 BY CHARGE DRIVING UND INFL	AND AGENCY LIQUOR LAWS	TYPE DRUNK-ENHNESS	DISORD CONDUCT	VAGRANCY	OTHER OFFENSES	SUSPICION	CURFEW LOITER	RUM-AWAYS
01001	0	0	0	0	0	0	0	2	0	0	0	0	0	0
	0	0	0	0	0	0	0	3	2	0	0	0	0	0
	0	0	0	0	0	0	0	1-	2-	0	1-	0	0	0
01002	0	0	1	0	0	21	0	39	0	1	0	0	0	0
	0	0	6	0	0	57	0	95	2	0	4	0	0	0
	0	0	5-	0	0	36-	0	56-	2-	1+	4-	0	1-	0
01003	0	3	37	0	0	30	3	308	42	0	53	0	0	8
	0	0	16	0	1	55	1	258	29	0	47	0	0	2
	0	3+	21+	0	1-	25-	2+	50+	13+	0	6+	0	0	6+
01004	0	0	0	0	0	20	0	47	1	0	3	0	0	0
	0	0	0	0	0	21	0	54	0	0	7	0	0	0
	0	0	0	0	0	1-	0	7-	1+	0	4-	0	0	0
01005	0	0	1	0	0	94	0	253	0	0	3	0	0	0
	0	0	0	0	2	80	1	205	0	0	1	0	0	0
	0	0	1+	0	2-	14+	1-	48+	0	0	2+	0	0	0
01006	0	0	0	0	0	0	0	8	0	0	0	0	0	0
	0	0	0	0	0	0	0	8	0	0	0	0	0	0
	0	0	0	0	0	0	0	0	0	0	0	0	0	0
01007	0	0	0	0	0	0	0	12	0	0	0	0	0	0
	0	0	0	0	0	0	0	13	0	0	0	0	0	0
	0	0	0	0	0	0	0	1-	0	0	0	0	0	0
01008	0	0	0	0	0	0	0	0	0	0	0	0	0	0
	0	0	0	0	0	1	0	1	1	0	0	0	0	0
	0	0	0	0	0	1-	0	1-	1-	0	0	0	0	0
01009	0	0	0	0	0	0	1	5	0	0	0	0	0	0
	0	0	0	0	0	0	1	0	2	0	0	0	0	0
	0	0	0	0	0	0	0	5+	2-	0	0	0	0	0
01011	0	0	0	0	0	9	0	10	0	0	0	0	0	0
	0	0	0	0	0	0	0	0	0	0	0	0	0	0
	0	0	0	0	0	9+	0	10+	0	0	0	0	0	0
*****	*****	*****	*****	*****	*****	*****	*****	*****	*****	*****	*****	*****	*****	*****
011AL	0	1	2	0	2	30	0	254	2	0	21	0	0	1
	0	0	13	0	5	22	1	241	1	0	51	0	0	0
	0	1+	11-	0	5-	8+	1-	13+	1+	2-	70-	0	0	1+
*****	*****	*****	*****	*****	*****	*****	*****	*****	*****	*****	*****	*****	*****	*****
011RU	0	1	2	0	2	16	0	22	0	0	10	0	0	1
	0	0	1	0	5	7	0	39	0	2	85	0	0	0
	0	1+	1+	0	5-	9+	0	17-	0	2-	75-	0	0	1+
01150	0	0	1	0	2	5	0	14	0	0	4	0	0	0
	0	0	1	0	0	3	0	4	0	2-	65	0	0	0
	0	0	0	0	2+	2+	0	10-	0	2-	61-	0	0	0
0115P	0	1	1	0	0	11	0	8	0	0	6	0	0	1
	0	0	0	0	5	4	0	15	0	0	20	0	0	0
	0	1+	1+	0	5-	7+	0	7-	0	0	14-	0	0	1+
0112Z	0	0	0	0	0	14	0	232	2	0	11	0	0	0
	0	0	12	0	0	15	1	202	1	0	6	0	0	0
	0	0	12-	0	0	1-	1-	30+	1+	0	5+	0	0	0
01101	0	0	0	0	0	14	0	231	2	0	7	0	0	0
	0	0	12	0	9	14	1	199	1	0	5	0	0	0
	0	0	12-	0	0	0	1-	32+	1+	0	2+	0	0	0
01102	0	0	0	0	0	0	0	1	0	0	4	0	0	0
	0	0	0	0	0	1	0	3	0	0	1	0	0	0
	0	0	0	0	0	1-	0	2-	0	0	3+	0	0	0
*****	*****	*****	*****	*****	*****	*****	*****	*****	*****	*****	*****	*****	*****	*****
012AL	0	1	10	0	4	39	0	59	9	0	4	0	0	2
	0	0	6	0	0	42	3	63	11	0	4	0	0	0
	0	1+	4+	0	4+	3-	3-	4-	2-	0	0	0	0	2+
*****	*****	*****	*****	*****	*****	*****	*****	*****	*****	*****	*****	*****	*****	*****
012RU	0	1	4	0	4	15	0	13	2	0	4	0	0	2
	0	0	1	0	0	9	3	15	2	0	3	0	0	0
	0	1+	3+	0	4+	6+	3-	2-	0	0	1+	0	0	2+
01250	0	0	1	0	4	2	0	7	2	0	4	0	0	0
	0	0	0	0	0	1	3	1	0	0	1	0	0	0
	0	0	1+	0	4+	1+	3-	6+	2+	0	3+	0	0	2+
0125P	0	1	3	0	0	13	0	6	0	0	0	0	0	0
	0	0	1	0	0	8	0	14	2	0	2	0	0	0
	0	1+	2+	0	0	5+	0	8-	2-	0	2-	0	0	0
0122Z	0	0	6	0	0	24	0	46	7	0	0	0	0	0
	0	0	5	0	0	33	0	48	9	0	1	0	0	0
	0	0	1+	0	0	9-	0	2-	2-	0	1-	0	0	0
01201	0	0	5	0	0	23	0	45	6	0	0	0	0	0
	0	0	5	0	0	32	0	45	8	0	0	0	0	0
	0	0	0	0	0	9-	0	0	2-	0	0	0	0	0
01203	0	0	1	0	0	1	0	1	1	0	0	0	0	0
	0	0	0	0	0	1	0	3	1	0	1	0	0	0
	0	0	1+	0	0	0	0	2-	0	0	1-	0	0	0
*****	*****	*****	*****	*****	*****	*****	*****	*****	*****	*****	*****	*****	*****	*****
013AL	0	1	67	0	10	239	16	675	4	0	149	0	2	1
	0	2	62	5	27	234	1	851	3	0	71	0	0	9
	0	1-	5+	5-	17-	5+	15+	176-	1+	0	78+	0	2+	1+

	81	80	CHANGE	81	80	CHANGE	81	80	CHANGE	81	80	CHANGE	81	80	CHANGE	81	80	CHANGE	81	80	CHANGE	81	80	CHANGE											
RURAL	81	80	CHANGE	11	14	3-	712	707	5+	723	721	2+	8	3	5+	0	3	3-	9	4	5+	0	1	0	2	2	0	1	0	1+	59	50	9		
SHERIFF	81	80	CHANGE	5	7	2-	477	417	30+	422	454	23+	6	0	6+	0	0	0	3	0	3+	0	0	0	0	0	0	0	0	56	54	2			
STATE POLICE	81	80	CHANGE	6	7	1-	235	260	25-	241	257	16-	2	3	1-	0	3	3-	6	4	2+	0	1	0	2	8	0	1	0	2	2	0			
MUNICIPAL	81	80	CHANGE	17	8	9+	512	605	93-	529	613	84-	5	0	5+	1	0	1+	1	0	1+	0	0	0	0	0	0	0	3	0	3+	0			
LEWISBURG PD	81	80	CHANGE	3	2	6+	115	122	7-	123	124	1-	5	0	5+	1	0	1+	1	0	1+	0	0	0	0	0	0	0	0	0	0	0	0		
RAINELLE PD	81	80	CHANGE	0	0	0	122	214	92-	122	92-	0	0	0	0	0	0	0	0	0	0	0	0	0	0	0	0	0	0	0	0	0	1-		
RONCEVERTE PD	81	80	CHANGE	9	6	3+	188	188	0	197	194	3+	0	0	0	0	0	0	0	0	0	0	0	0	0	0	0	3	0	0	0	0	0		
WHITE SULPHUR SPRINGS PD	81	80	CHANGE	0	0	0	87	81	6+	87	81	6+	0	0	0	0	0	0	0	0	0	0	0	0	0	0	0	0	0	0	0	0	0	0	
QUINWOOD PD	81	80	CHANGE	0	0	0	0	0	0	0	0	0	0	0	0	0	0	0	0	0	0	0	0	0	0	0	0	0	0	0	0	0	0	0	
RUPERT PD	81	80	CHANGE	0	0	0	0	0	0	0	0	0	0	0	0	0	0	0	0	0	0	0	0	0	0	0	0	0	0	0	0	0	0	0	0

HAMPSHIRE CTY TOTAL	81	80	CHANGE	25	32	7-	419	472	53-	444	504	60-	49	64	15-	8	0	8+	2	3	1-	74	37	37+	0	0	0	1	1-	13	11	2+	71	95	24-
---------------------	----	----	--------	----	----	----	-----	-----	-----	-----	-----	-----	----	----	-----	---	---	----	---	---	----	----	----	-----	---	---	---	---	----	----	----	----	----	----	-----

RURAL	81	80	CHANGE	23	31	8-	362	404	42-	385	435	50-	49	64	15-	7	0	7+	2	3	1-	74	37	37+	0	1	0	11	11	0	71	95	24-	
SHERIFF	81	80	CHANGE	10	16	6-	224	219	5+	234	235	1-	33	23	10+	0	0	0	0	0	0	69	37	32+	0	0	0	0	0	0	61	79	18-	
STATE POLICE	81	80	CHANGE	13	15	2-	138	185	47-	151	200	49-	16	41	25-	7	0	7+	2	3	1-	5	0	5+	0	0	1	1-	11	11	0	10	16	6-
MUNICIPAL	81	80	CHANGE	2	1	1+	57	68	11-	59	69	10-	0	0	0	1	0	1+	0	0	0	0	0	0	0	0	0	0	2	0	2+	0	0	0
ROMNEY PD	81	80	CHANGE	2	1	1+	57	68	11-	59	69	10-	0	0	0	1	0	1+	0	0	0	0	0	0	0	0	0	0	2	0	2+	0	0	0

HANCOCK CTY TOTAL	81	80	CHANGE	123	139	16-	1234	1032	202+	1357	1171	186+	152	98	54+	1	3	2-	5	7	2-	7	11	4-	0	0	1	9	1-	29	40	11-	35	36	1-
-------------------	----	----	--------	-----	-----	-----	------	------	------	------	------	------	-----	----	-----	---	---	----	---	---	----	---	----	----	---	---	---	---	----	----	----	-----	----	----	----

RURAL	81	80	CHANGE	8	14	6-	295	304	9-	303	318	15-	78	62	16+	0	0	0	2	5	3-	1	0	1+	0	0	6	4	2+	5	4	1+	16	16	0
SHERIFF	81	80	CHANGE	8	13	5-	290	302	12-	298	315	17-	76	62	14+	0	0	0	2	5	3-	1	0	1+	0	0	6	4	2+	5	4	1+	16	16	0
STATE POLICE	81	80	CHANGE	0	1	1-	5	2	3+	5	3	2+	2	0	2+	0	0	0	0	0	0	0	0	0	0	0	0	0	0	0	0	0	0	0	0
MUNICIPAL	81	80	CHANGE	115	125	10-	939	728	211+	1054	853	201+	74	36	38+	1	3	2-	3	2	1+	6	11	5-	0	0	2	5	3-	24	36	12-	19	20	1-
CHESTER PD	81	80	CHANGE	15	10	5+	47	51	4-	62	61	1+	8	3	5+	0	0	0	0	0	0	0	0	0	0	0	0	0	4	0	4+	0	0	0	
WEIRTON PD	81	80	CHANGE	92	113	21-	828	614	214+	920	727	193+	62	31	31+	1	3	2-	3	2	1+	6	11	5-	0	0	2	5	3-	20	36	16-	17	18	1
NEW CUMBERLAND PD	81	80	CHANGE	8	2	6+	64	63	1+	72	65	7+	4	2	2+	0	0	0	0	0	0	0	0	0	0	0	0	0	0	0	0	0	2	2	0

HARDY CTY TOTAL	81	80	CHANGE	13	9	4+	399	342	57+	412	351	61+	37	33	4+	3	0	3+	2	1	1+	108	56	52+	6	7	0	10	2	8+	49	53	6
-----------------	----	----	--------	----	---	----	-----	-----	-----	-----	-----	-----	----	----	----	---	---	----	---	---	----	-----	----	-----	---	---	---	----	---	----	----	----	---

	COML VICE	SEX OFFENSES	PART II NARCOTIC AND DRUG	GAMBLING	ARRESTS BY FAMILY OFFENSES	CHARGE DRIVING UND INFL	18 AND LIQUOR LAWS	AGENCY TYPE DRUNK-ENNESS	DISORD CONDUCT	VAGRANCY	OTHER OFFENSES	SUSPICION	CURFEW LOITER	RUN-AWAYS
013RU	0	1	61	0	10	132	0	300	0	0	141	0	0	0
	0	2	57	5	27	135	1	347	0	0	70	0	0	0
	0	1-	4+	5-	17-	3-	1-	47-	0	0	71+	0	0	0
01350	0	1	43	0	10	86	0	163	0	0	114	0	0	0
	0	0	43	0	27	85	0	198	0	0	45	0	0	0
	0	1+	0	0	17-	1+	0	35-	0	0	69+	0	0	0
0135P	0	0	18	0	0	46	0	137	0	0	27	0	0	0
	0	2	14	5	0	50	1	149	0	0	25	0	0	0
	0	2-	4+	5-	0	4-	1-	12-	0	0	2+	0	0	0
0132Z	0	0	6	0	0	107	16	375	4	0	8	0	2	1
	0	0	5	0	0	99	0	504	3	0	1	0	0	0
	0	0	1+	0	0	8+	16+	129-	1+	0	7+	0	2+	1+
01301	0	0	6	0	0	34	1	69	2	0	1	0	2	1
	0	0	3	0	0	26	0	95	0	0	0	0	0	0
	0	0	3+	0	0	8+	1+	26-	2+	0	1+	0	2+	1+
01302	0	0	0	0	0	5	11	103	1	0	2	0	0	0
	0	0	2	0	0	26	0	181	3	0	1	0	0	0
	0	0	2-	0	0	21-	11+	78-	2-	0	1+	0	0	0
01303	0	0	0	0	0	62	4	128	0	0	0	0	0	0
	0	0	0	0	0	42	0	152	0	0	0	0	0	0
	0	0	0	0	0	20+	4+	24-	0	0	0	0	0	0
01304	0	0	0	0	0	6	0	75	1	0	5	0	0	0
	0	0	0	0	0	5	0	76	0	0	0	0	0	0
	0	0	0	0	0	1+	0	1-	1+	0	5+	0	0	0
01305	0	0	0	0	0	0	0	0	0	0	0	0	0	0
	0	0	0	0	0	0	0	0	0	0	0	0	0	0
	0	0	0	0	0	0	0	0	0	0	0	0	0	0
01307	0	0	0	0	0	0	0	0	0	0	0	0	0	0
	0	0	0	0	0	0	0	0	0	0	0	0	0	0
	0	0	0	0	0	0	0	0	0	0	0	0	0	0
014AL	0	2	3	0	11	40	1	193	3	0	60	0	0	4
	0	3	7	4	31	36	10	131	2	0	68	0	0	1
	0	1-	4-	4-	29-	4+	9-	23-	1+	0	8-	0	0	3+
014RU	0	2	3	0	11	28	1	63	1	0	53	0	0	4
	0	3	7	4	31	29	4	75	2	0	62	0	0	1
	0	1-	4-	4-	20-	1-	3-	12-	1-	0	10-	0	0	3+
01450	0	2	2	0	11	0	0	21	0	0	31	0	0	4
	0	0	2	2	30	4	2	11	0	0	45	0	0	0
	0	2+	0	2-	19-	4-	2-	10+	0	0	14-	0	0	4+
0145P	0	0	1	0	0	28	1	42	1	0	27	0	0	0
	0	3	5	2	1	25	2	64	2	0	23	0	0	1
	0	3-	4-	2-	1-	3+	1-	22-	1-	0	4+	0	0	1-
0142Z	0	0	0	0	0	12	0	40	2	0	2	0	0	0
	0	0	0	0	0	7	6	56	0	0	9	0	0	0
	0	0	0	0	0	5+	6-	16-	2+	0	2+	0	0	0
01401	0	0	0	0	0	12	0	40	2	0	2	0	0	0
	0	0	0	0	0	7	6	56	0	0	0	0	0	0
	0	0	0	0	0	5+	6-	16-	2+	0	2+	0	0	0
015AL	0	3	49	0	6	225	25	445	148	4	200	0	11	4
	0	4	49	1	1	206	11	385	108	0	174	0	13	15
	0	1-	0	1-	5+	19+	14+	60+	40+	4+	26+	0	2-	11-
015RU	0	3	20	0	0	31	0	68	0	4	68	0	0	1
	0	3	21	0	0	46	0	72	0	4+	76	0	0	9
	0	0	1-	0	0	15-	0	4-	0	0	8-	0	0	8-
01550	0	3	20	0	0	31	0	67	0	4	66	0	0	1
	0	3	21	0	0	46	0	70	0	0	75	0	0	9
	0	0	1-	0	0	15-	0	3-	0	4+	9-	0	0	8-
0155P	0	0	0	0	0	0	0	1	0	0	2	0	0	0
	0	0	0	0	0	0	0	2	0	0	1	0	0	0
	0	0	0	0	0	0	0	1-	0	0	1+	0	0	0
0152Z	0	0	29	0	6	194	25	377	148	0	132	0	11	3
	0	1	28	1	1	160	11	313	108	0	95	0	13	6
	0	1-	1+	1-	5+	34+	14+	64+	40+	0	34+	0	2-	3-
01501	0	0	0	0	3	7	2	22	10	0	4	0	2	0
	0	1	0	0	1	9	0	23	1	0	18	0	5	0
	0	1-	0	0	2+	2-	2+	1-	9+	0	14-	0	3-	0
01502	0	0	29	0	2	178	23	313	134	0	119	0	8	3
	0	0	27	1	0	140	10	257	99	0	74	0	7	6
	0	0	2+	1-	2+	38+	13+	56+	35+	0	45+	0	1+	3-
01503	0	0	0	0	1	9	0	42	4	0	9	0	1	0
	0	0	1	0	0	11	1	33	8	0	6	0	1	0
	0	0	1-	0	1+	2-	1-	9+	4-	0	3+	0	0	0
016AL	0	0	11	0	5	37	2	91	11	0	39	0	1	0
	0	0	12	0	5	48	1	92	8	0	32	0	1	0
	0	0	1-	0	5	11-	1+	1-	3+	0	7+	0	0	0

Table with columns for Agency Type (RURAL, SHERIFF, STATE POLICE, MUNICIPAL, MOOREFIELD PD, WARDENSVILLE PD) and various crime categories. Rows show data for 81 and 80, and a CHANGE row.

HARRISON CTY TOTAL 81 88 2665 2753 90 6 7 15 6 12 26 64
80 72 2523 2595 51 6 32 9 2 10 13 42
CHANGE 16+ 142+ 158+ 39+ 0 25- 6+ 4+ 2+ 13+ 22+

Table with columns for Agency Type (RURAL, SHERIFF, STATE POLICE, MUNICIPAL, BRIDGEPORT PD, CLARKSBURG PD, SALEM PD, SHINNSTON PD, STONEWOOD PD, ANMOORE PD, NUTTER FORT PD, LUMBERPORT PD, LOST CREEK PD, WEST MILFORD PD) and various crime categories. Rows show data for 81 and 80, and a CHANGE row.

JACKSON CTY TOTAL 81 22 713 735 33 3 5 2 0 1 7 38
80 36 743 779 13 3 13 3 2 2 5 31
CHANGE 14- 30- 44- 20+ 0 8- 1- 3- 1- 2+ 7+

Table with columns for Agency Type (RURAL, SHERIFF, STATE POLICE) and various crime categories. Rows show data for 81 and 80, and a CHANGE row.

PART II

ARRESTS BY CHARGE AND AGENCY TYPE
FAMILY DRIVING LIQUOR DRUNK-
OFFENSES UND INFL LAIJS ENNESS

	COML VICE	SEX OFFENSES	NARCOTIC AND DRUG	GAMBLING	FAMILY OFFENSES	DRIVING UND INFL	LIQUOR LAIJS	DRUNK-ENNESS	DISORD CONDUCT	VAGRANCY	OTHER OFFENSES	SUSPICION	CURFEW LOITER	RUN-AWAYS
016RU	0	0	6	0	5	12	2	27	.1	0	36	0	0	0
	0	0	11	0	5	15	0	22	1	0	28	0	0	0
	0	0	5-	0	0	3-	2+	5+	0	0	8+	0	0	0
01650	0	0	0	0	5	1	0	11	1	0	36	0	0	0
	0	0	10	0	5	0	0	6	0	0	27	0	0	0
	0	0	10-	0	0	1+	0	5+	1+	0	9+	0	0	0
0165P	0	0	6	0	0	11	2	16	0	0	0	0	0	0
	0	0	1	0	0	15	0	16	1	0	1	0	0	0
	0	0	5+	0	0	4-	2+	0	1-	0	1-	0	0	0
0162Z	0	0	5	0	0	25	0	64	10	0	3	0	1	0
	0	0	1	0	0	33	1	70	7	0	4	0	1	0
	0	0	4+	0	0	8-	1-	6-	3+	0	1-	0	0	0
01601	0	0	5	0	0	23	0	63	0	0	1	0	1	0
	0	0	1	0	0	27	0	64	0	0	4	0	1	0
	0	0	4+	0	0	4-	0	1-	0	0	3-	0	0	0
01602	0	0	0	0	0	2	0	1	10	0	2	0	0	0
	0	0	0	0	0	6	1	6	7	0	0	0	0	0
	0	0	0	0	0	4-	1-	5-	3+	0	2+	0	0	0
017AL	6	16	37	0	19	192	73	1300	212	7	646	0	8	11
	0	8	40	0	9	161	12	1347	187	8	652	0	1	5
	6+	8+	3-	0	10+	31+	61+	47-	25+	1-	6-	0	7+	6+
017RU	0	0	12	0	18	65	1	248	1	0	415	0	0	4
	0	3	6	0	4	66	4	249	3	0	496	0	0	3
	0	3-	6+	0	14+	1-	3-	1-	2-	0	81-	0	0	1+
01750	0	0	3	0	1	19	1	73	0	0	88	0	0	4
	0	0	0	0	0	1	4	13	0	0	34	0	0	4
	0	0	3+	0	1+	13+	3-	60+	0	0	54+	0	0	4+
0175P	0	0	9	0	17	46	0	175	1	0	327	0	0	0
	0	3	6	0	4	65	0	236	3	0	452	0	0	3
	0	3-	3+	0	13+	19-	0	61-	2-	0	135-	0	0	3-
0172Z	6	16	25	0	1	127	72	1052	211	7	231	0	8	7
	0	5	34	0	5	95	8	1098	184	8	156	0	1	2
	6+	11+	9-	0	4-	32+	64+	46-	27+	1-	75+	0	7+	5+
01701	0	0	0	0	0	21	56	3	5	0	3	0	0	0
	0	0	0	0	0	8	3	51	9	0	11	0	0	0
	0	0	0	0	0	13+	53+	48-	4-	0	8-	0	0	0
01702	6	15	20	0	0	49	11	810	190	7	165	0	8	3
	0	4	24	0	1	35	3	797	150	7	104	0	1	0
	6+	11+	4-	0	1-	14+	8+	13+	40+	0	61+	0	7+	3+
01703	0	0	1	0	0	35	3	134	13	0	43	0	0	0
	0	0	2	0	1	36	0	131	17	1	29	0	0	0
	0	0	1-	0	1-	1-	3+	3+	4-	1-	14+	0	0	0
01704	0	0	0	0	0	6	0	37	2	0	0	0	0	0
	0	0	0	0	0	1	0	26	4	0	3	0	0	0
	0	0	0	0	0	5+	0	11+	2-	0	3-	0	0	0
01705	0	0	0	0	0	1	0	4	0	0	0	0	0	0
	0	0	3	0	2	3	0	36	4	0	7	0	0	0
	0	0	3-	0	2-	2-	0	32-	4-	0	7-	0	0	0
01706	0	0	0	0	0	0	0	0	0	0	0	0	0	0
	0	0	0	0	0	1	1	1	0	0	0	0	0	0
	0	0	0	0	0	1-	1-	1-	0	0	0	0	0	0
01707	0	0	1	0	0	6	0	32	0	0	16	0	0	2
	0	0	4	0	0	8	0	33	0	0	1	0	0	0
	0	0	3-	0	0	2-	0	1-	0	0	15+	0	0	2+
01708	0	1	3	0	1	9	1	32	0	0	4	0	0	2
	0	1	1	0	1	4	0	19	0	0	1	0	0	2
	0	0	2+	0	0	5+	1+	13+	0	0	3+	0	0	0
01709	0	0	0	0	0	0	1	0	1	0	0	0	0	0
	0	0	0	0	0	0	1	4	0	0	0	0	0	0
	0	0	0	0	0	0	0	4-	1+	0	0	0	0	0
01710	0	0	0	0	0	0	0	0	0	0	0	0	0	0
	0	0	0	0	0	0	0	0	0	0	0	0	0	0
	0	0	0	0	0	0	0	0	0	0	0	0	0	0
018AL	0	4	6	0	15	146	31	371	0	0	71	0	0	2
	0	5	8	0	14	126	16	428	2	0	106	0	1	0
	0	1-	2-	0	1+	20+	15+	57-	2-	0	35-	0	1-	2+
018RU	0	2	3	0	13	102	25	250	0	0	45	0	0	1
	0	3	5	0	14	79	16	277	2	0	63	0	0	0
	0	1-	2-	0	1-	23+	9+	27-	2-	0	18-	0	0	1+
01850	0	0	3	0	3	36	24	111	0	0	25	0	0	0
	0	0	1	0	8	26	6	140	0	0	23	0	0	0
	0	0	2+	0	5-	10+	18+	29-	0	0	2+	0	0	0
0185P	0	2	0	0	10	66	1	139	0	0	20	0	0	1
	0	3	4	0	6	53	10	137	2	0	40	0	0	0
	0	1-	4-	0	4+	13+	9-	2+	2-	0	20-	0	0	1+

PART II ARRESTS BY CHARGE AND AGENCY TYPE
JUVENILE ADULTS
TOTAL OTHER ASSAULTS

ARSON FORGERY FRAUD EMBEZZLE STOLEN PROPERTY VANDAL ILLEGAL WEAPONS

Table with columns for Agency, Year (81, 80), Change, and various crime categories (Arson, Forgery, Fraud, Embezzle, Stolen Property, Vandal, Illegal Weapons). Rows include Municipal, Ravenswood PD, Ripley PD, Jefferson Cty Total, Rural, Sheriff, State Police, Charles Town PD, Shepherdstown PD, Ranson PD, Harpers Ferry PD, Kanawha Cty Total, Belle PD, Charleston PD, Dunbar PD, Nitro PD, St Albans PD, South Charleston PD, Chesapeake PD, Marmet PD, and East Bank PD.

JAN THRU DEC 81-80

	COML VICE	SEX OFFENSES	NARCOTIC AND DRUG	PART II GAMBLING	ARRESTS BY FAMILY OFFENSES	PAGE 26 CHARGE DRIVING UND INFL	AND AGENCY LIQUOR LAWS	TYPE DRUNK-ENNESS	DISORD CONDUCT	VAGRANCY	OTHER OFFENSES	SUSPICION	CURFEW LOITER	RUN-AWAYS
0182Z	0 0	2 0	3 0	0 0	2 2+	44 47 3-	6 0 6+	121 151 30-	0 0 0	0 0 0	26 43 17-	0 0 0	0 1 1-	1 0 1+
01801	0 0	2 0	3 0	0 0	1 1+	23 33 10-	0 0 0	46 69 23-	0 0 0	0 0 0	19 40 21-	0 0 0	0 0 0	1 0 1+
01802	0 0	0 0	0 0	0 0	1 1+	21 14 7+	6 0 6+	75 82 7-	0 0 0	0 0 0	7 3 4+	0 0 0	0 1 1-	0 0 0

019AL	0 0	4 3+	44 23 21+	0 0	4 1 3+	134 136 2-	13 0 13+	413 293 120+	65 94 29-	1 2 1-	108 42 66+	0 0 0	1 0 1+	4 1 3+

019RU	0 0	4 1 3+	33 21 12+	0 0	2 0 2+	86 73 13+	0 0 0	212 139 73+	5 0 5+	0 0 0	30 9 21+	0 0 0	0 0 0	0 0 0
01950	0 0	0 0	3 3+	0 0	0 0	16 0 16+	0 0 0	36 0 36+	4 0 4+	0 0 0	2 6 4-	0 0 0	0 0 0	0 0 0
0195P	0 0	4 1 3+	30 21 9+	0 0	2 0 2+	70 73 3-	0 0 0	176 139 37+	1 0 1+	0 0 0	28 3 25+	0 0 0	0 0 0	0 0 0
0192Z	0 0	0 2 2-	11 2 9+	0 0	2 1 1+	48 63 15-	13 0 13+	201 154 47+	60 94 34-	1 2 1-	78 33 45+	0 0 0	1 0 1+	4 1 3+
01901	0 0	0 0	3 3+	0 0	1 1+	7 18 11-	0 0 0	99 53 46+	20 38 18-	1 0 1+	19 1 18+	0 0 0	0 0 0	0 0 0
01902	0 0	1 1-	0 0	0 0	0 0	2 5 3-	0 0 0	1 2 1-	0 5 5-	0 2 2-	1 0 1+	0 0 0	0 0 0	0 0 0
01903	0 0	0 1 1-	8 0 8+	0 0	0 1 1-	32 33 1-	13 0 13+	61 67 6-	35 37 2-	0 0 0	1 1 0	0 0 0	0 0 0	3 0 3+
01904	0 0	0 0	0 2 2-	0 0	1 1+	7 7 0	0 0 0	40 32 8+	5 14 9-	0 0 0	57 31 26+	0 0 0	1 0 1+	1 1 0

020AL	63 45 18+	53 43 10+	286 553 267-	6 18 12-	187 135 52+	1079 1161 82-	53 51 2+	5703 5620 83+	167 208 41-	0 0 0	2256 2024 232+	0 0 0	52 38 14+	40 36 4+

020RU	1 1 0	13 11 2+	154 213 59-	0 7 7-	181 135 46+	606 467 139+	10 0 10+	1881 1323 558+	3 0 3+	0 0 0	1821 1663 158+	0 0 0	0 0 0	19 19 0
02050	1 0 1+	2 3 1-	79 31 48+	0 0 0	176 130 46+	248 90 158+	0 0 0	1093 393 700+	0 0 0	0 0 0	1416 1181 235+	0 0 0	0 0 0	10 14 4-
0205P	0 1 1-	11 8 3+	75 182 107-	0 7 7-	5 5 0	358 377 19-	10 0 10+	788 930 142-	3 0 3+	0 0 0	405 482 77-	0 0 0	0 0 0	9 5 4+
0202Z	62 44 18+	40 32 8+	132 340 208-	6 11 5-	6 0 6+	473 694 221-	43 51 8-	3822 4297 475-	164 208 44-	0 0 0	435 361 74+	0 0 0	52 38 14+	21 17 4+
02001	0 0	0 0	0 0	0 0	0 0	3 7 4-	0 0 0	15 22 7-	0 0 0	0 0 0	0 0 0	0 0 0	0 0 0	0 0 0
02002	62 44 18+	34 21 13+	90 175 85-	4 11 7-	0 0 0	120 202 82-	1 12 11-	2189 2504 315-	44 105 61-	0 0 0	267 258 9+	0 0 0	0 0 0	19 12 7+
02003	0 0	3 4 1-	16 94 78-	0 0 0	5 0 5+	45 37 8+	7 1 6+	149 100 47+	12 13 1-	0 0 0	40 19 21+	0 0 0	0 0 0	0 0 0
02004	0 0	0 2 2-	3 5 2-	0 0 0	0 0 0	109 82 27+	1 0 1+	300 240 60+	24 21 3+	0 0 0	47 35 12+	0 0 0	10 8 8+	1 0 1+
02005	0 0	3 5 2-	2 19 17-	0 0 0	1 0 1+	57 64 7-	21 20 1+	317 226 91+	12 5 7+	0 0 0	6 10 4-	0 0 0	2 0 2+	0 2 2-
02006	0 0	0 0	9 44 35-	0 0 0	0 0 0	94 206 112-	6 14 8-	515 906 391-	46 33 13+	0 0 0	42 38 4+	0 0 0	40 34 6+	1 0 1+
02007	0 0	0 0	3 3 0	2 2+	0 0	16 86 70-	6 4 2+	8 44 36-	0 10 10-	0 0 0	1 1 0	0 0 0	0 0 0	0 0 0
02008	0 0	0 0	0 0	0 0	0 0	5 3 2+	0 0 0	36 35 1+	0 18 18-	0 0 0	1 0 1+	0 0 0	0 2 2-	0 3 3-
02011	0 0	0 0	3 0 3+	0 0	0 0	2 0 2+	0 0 0	17 8 9+	0 0 0	0 0 0	0 0 0	0 0 0	0 0 0	0 0 0

PART II ARRESTS BY CHARGE AND AGENCY TYPE
 JUVENILE ADULTS GRAND TOTAL OTHER ASSAULTS

PAGE 29
 ARSON FORGERY FRAUD EMBEZZLE STOLEN PROPERTY VANDAL ILLEGAL WEAPON

AGENCY	81	JUVENILE	ADULTS	GRAND TOTAL	OTHER ASSAULTS	ARSON	FORGERY	FRAUD	EMBEZZLE	STOLEN PROPERTY	VANDAL	ILLEGAL WEAPON
GLASGOW PD	81	0	3	3	0	0	0	0	0	0	0	0
	80	0	1	1	0	0	0	0	0	0	0	0
CHANGE		0	2+	2+	0	0	0	0	0	0	0	0
CLENDENIN PD	81	0	217	217	16	0	0	0	0	0	4	1
	80	0	108	108	0	0	0	0	0	0	0	0
CHANGE		0	109+	109+	16+	0	0	0	0	0	4+	1+
CEDAR GROVE PD	81	3	162	165	0	0	0	0	0	0	0	3
	80	0	105	105	0	0	0	0	0	0	0	0
CHANGE		3+	57+	60+	0	0	0	0	0	0	0	3+
PRATT PD	81	0	0	0	0	0	0	0	0	0	0	0
	80	2	7	9	0	0	0	0	0	0	0	2
CHANGE		2-	7-	9-	0	0	0	0	0	0	0	2-
HANDLEY PD	81	0	1	1	0	0	0	0	0	0	0	0
	80	0	0	0	0	0	0	0	0	0	0	0
CHANGE		0	1+	1+	0	0	0	0	0	0	0	0
W VA ST COLLEGE SECURITY	81	0	0	0	0	0	0	0	0	0	0	0
	80	0	3	3	1	0	0	0	0	0	0	1
CHANGE		0	3-	3-	1-	0	0	0	0	0	0	1-

LEWIS CTY TOTAL	81	17	771	788	24	0	2	4	0	6	0	40
	80	16	501	517	37	0	3	0	0	2	5	26
CHANGE		1+	270+	271+	13-	0	1-	4+	0	4+	5-	14+

RURAL	81	10	493	503	24	0	2	4	0	6	0	40
	80	9	277	286	34	0	3	0	0	2	5	26
CHANGE		1+	216+	217+	10-	0	1-	4+	0	4+	5-	14+
SHERIFF	81	4	419	423	21	0	0	0	0	2	0	40
	80	5	215	220	23	0	2	0	0	2	0	25
CHANGE		1-	204+	203+	2-	0	2-	0	0	0	0	15+
STATE POLICE	81	6	74	80	3	0	2	4	0	4	0	0
	80	4	62	66	11	0	1	0	0	0	5	1
CHANGE		2+	12+	14+	8-	0	1+	4+	0	4+	5-	1-
MUNICIPAL	81	7	278	285	0	0	0	0	0	0	0	0
	80	7	224	231	3	0	0	0	0	0	0	0
CHANGE		0	54+	54+	3-	0	0	0	0	0	0	0
WESTON PD	81	7	278	285	0	0	0	0	0	0	0	0
	80	7	224	231	3	0	0	0	0	0	0	0
CHANGE		0	54+	54+	3-	0	0	0	0	0	0	0

LINCOLN CTY TOTAL	81	26	345	371	19	5	0	10	0	3	4	47
	80	14	279	293	12	2	0	2	0	1	3	19
CHANGE		12+	66+	78+	7+	3+	0	8+	0	2+	1+	28+

RURAL	81	22	331	353	19	5	0	10	0	3	4	47
	80	10	267	277	12	1	0	2	0	1	2	19
CHANGE		12+	64+	76+	7+	4+	0	8+	0	2+	2+	28+
SHERIFF	81	7	103	115	2	1	0	9	0	0	0	30
	80	1	89	90	0	0	0	0	0	0	0	14
CHANGE		6+	19+	25+	2+	1+	0	9+	0	0	0	16+
STATE POLICE	81	15	223	238	17	4	0	1	0	3	4	17
	80	9	178	187	12	1	0	2	0	1	2	5
CHANGE		6+	45+	51+	5+	3+	0	1-	0	2+	2+	12+
MUNICIPAL	81	4	14	18	0	0	0	0	0	0	0	0
	80	4	12	16	0	1	0	0	0	0	1	0
CHANGE		0	2+	2+	0	1-	0	0	0	0	1-	0
HAMLIN PD	81	4	14	18	0	0	0	0	0	0	0	0
	80	4	12	16	0	1	0	0	0	0	1	0
CHANGE		0	2+	2+	0	1-	0	0	0	0	1-	0

LOGAN CTY TOTAL	81	128	2858	2986	247	7	26	6	2	45	88	63
	80	22	2424	2446	116	0	15	4	0	41	17	68
CHANGE		106+	434+	540+	131+	7+	11+	2+	2+	4+	71+	0

RURAL	81	110	2559	2669	242	7	26	6	2	42	82	63
	80	14	2114	2128	115	0	15	4	0	41	16	63
CHANGE		96+	445+	541+	127+	7+	11+	2+	2+	1+	66+	0
SHERIFF	81	4	1487	1491	10	0	1	0	0	1	3	21
	80	0	922	922	6	0	0	0	0	3	0	16
CHANGE		4+	565+	569+	4+	0	1+	0	0	2-	3+	5+
STATE POLICE	81	106	1072	1178	332	7	25	6	2	41	79	42
	80	14	1192	1206	109	0	15	4	0	38	16	47
CHANGE		92+	120-	28-	123+	7+	10+	2+	2+	3+	63+	5-
MUNICIPAL	81	18	299	317	5	0	0	0	0	3	6	5
	80	8	310	318	1	0	0	0	0	0	1	5
CHANGE		10+	11-	1-	4+	0	0	0	0	1+	5+	0
LOGAN PD	81	16	63	79	3	0	0	0	0	0	6	3
	80	0	0	0	0	0	0	0	0	0	0	0
CHANGE		16+	63+	79+	3+	0	0	0	0	0	6+	3+
MAN PD	81	2	47	49	2	0	0	0	0	3	0	0
	80	2	127	129	0	0	0	0	0	0	0	2
CHANGE		0	80-	80-	2+	0	0	0	0	3+	0	2-

	COML VICE	SEX OFFENSES	PART II NARCOTIC AND DRUG	GAMBLING	ARRESTS BY FAMILY OFFENSES	CHARGE DRIVING UND INFL	AND LIQUOR LAWS	AGENCY TYPE DRUNK-ENNESS	DISORD CONDUCT	VAGRANCY	OTHER OFFENSES	SUSPICION	CURFEW LOITER	RUN-AWAYS
02013	0	0	0	0	0	0	0	3	0	0	0	0	0	0
	0	0	0	0	0	0	0	1	0	0	0	0	0	0
	0	0	0	0	0	0	0	2+	0	0	0	0	0	0
02014	0	0	5	0	0	10	0	136	26	0	19	0	0	0
	0	0	0	0	0	0	0	105	3	0	0	0	0	0
	0	0	5+	0	0	10+	0	31+	23+	0	19+	0	0	0
02016	0	0	1	0	0	11	1	137	0	0	12	0	0	0
	0	0	0	0	0	5	0	100	0	0	0	0	0	0
	0	0	1+	0	0	6+	1+	37+	0	0	12+	0	0	0
02017	0	0	0	0	0	0	0	0	0	0	0	0	0	0
	0	0	0	0	0	2	0	5	0	0	0	0	0	0
	0	0	0	0	0	2-	0	5-	0	0	0	0	0	0
02018	0	0	0	0	0	1	0	0	0	0	0	0	0	0
	0	0	0	0	0	0	0	0	0	0	0	0	0	0
	0	0	0	0	0	1+	0	0	0	0	0	0	0	0
02020	0	0	0	0	0	0	0	0	0	0	0	0	0	0
	0	0	0	0	0	0	0	1	0	0	0	0	0	0
	0	0	0	0	0	0	0	1-	0	0	0	0	0	0

021AL	0	4	26	0	7	92	0	417	15	1	148	0	0	2
	0	3	1	0	1	49	0	237	9	0	144	0	0	0
	0	1+	25+	0	6+	43+	0	180+	6+	1+	4+	0	0	2+

021RU	0	4	26	0	7	66	0	216	1	0	105	0	0	2
	0	3	1	0	1	16	0	80	0	0	115	0	0	0
	0	1+	25+	0	6+	50+	0	136+	1+	0	10-	0	0	2+
02150	0	2	22	0	7	54	0	190	1	0	84	0	0	0
	0	2	0	0	1	11	0	54	0	0	100	0	0	0
	0	0	22+	0	6+	43+	0	136+	1+	0	16-	0	0	0
0215P	0	2	4	0	0	12	0	26	0	0	21	0	0	2
	0	1	1	0	0	3	0	26	0	0	15	0	0	0
	0	1+	3+	0	0	7+	0	0	0	0	6+	0	0	2+
021ZZ	0	0	0	0	0	26	0	201	14	1	43	0	0	0
	0	0	0	0	0	33	0	157	9	0	29	0	0	0
	0	0	0	0	0	7-	0	44+	5+	1+	14+	0	0	0
02101	0	0	0	0	0	26	0	201	14	1	43	0	0	0
	0	0	0	0	0	33	0	157	9	0	29	0	0	0
	0	0	0	0	0	7-	0	44+	5+	1+	14+	0	0	0

022AL	0	2	14	0	2	28	8	166	12	1	45	0	0	5
	1	0	3	0	2	16	1	199	2	0	25	0	3	3
	1-	2+	11+	0	0	12+	7+	33-	10+	1+	29+	0	3-	3+

022RU	0	2	14	0	2	26	7	153	12	1	45	0	0	5
	1	0	3	0	2	16	1	189	2	0	24	0	0	2
	1-	2+	11+	0	0	8+	6+	36-	10+	1+	21+	0	0	3+
02250	0	0	4	0	1	5	7	40	5	0	8	0	0	3
	0	0	0	0	0	5	0	71	0	0	0	0	0	0
	0	0	4+	0	1+	0	7+	31-	5+	0	8+	0	0	3+
0225P	0	2	10	0	1	19	0	113	7	1	37	0	0	2
	1	0	3	0	2	11	1	118	2	0	26	0	0	2
	1-	2+	7+	0	1-	8+	1-	5-	5+	1+	13+	0	0	0
022ZZ	0	0	0	0	0	4	1	13	0	0	0	0	0	0
	0	0	0	0	0	0	0	10	0	0	1	0	3	0
	0	0	0	0	0	4+	1+	3+	0	0	1-	0	3-	0
02201	0	0	0	0	0	4	1	13	0	0	0	0	0	0
	0	0	0	0	0	0	0	10	0	0	1	0	3	0
	0	0	0	0	0	4+	1+	3+	0	0	1-	0	3-	0

023AL	1	2	98	17	7	121	2	1611	12	2	620	0	2	2
	0	1	113	2	1	79	4	1508	12	3	459	0	0	3
	1+	1+	13-	15+	6+	42+	2-	103+	0	1-	161+	0	2+	1-

023RU	0	0	76	17	7	114	2	1362	2	0	617	0	0	2
	0	1	93	2	1	70	0	1245	5	1	455	0	0	1
	0	1-	17-	15+	6+	44+	2+	117+	3-	1-	162+	0	0	1+
02350	0	0	40	16	0	59	0	844	0	0	496	0	0	0
	0	1	35	0	0	15	0	567	4	1	274	0	0	0
	0	1-	5+	16+	0	44+	0	277+	4-	1-	222+	0	0	0
0235P	0	0	36	1	7	55	2	518	2	0	121	0	0	2
	0	0	53	2	1	55	0	678	1	0	181	0	0	1
	0	0	22-	1-	6+	0	2+	160-	1+	0	60-	0	0	1+
023ZZ	1	2	22	0	0	7	0	249	10	2	3	0	2	0
	0	0	20	0	0	9	4	263	7	2	4	0	0	2
	1+	2+	2+	0	0	2-	4-	14-	3+	0	1-	0	2+	2-
02301	1	0	6	0	0	0	0	51	5	2	0	0	2	0
	0	0	0	0	0	0	0	0	0	0	0	0	0	0
	1+	0	6+	0	0	0	0	51+	5+	2+	0	0	2+	0
02302	0	1	0	0	0	1	0	37	5	0	0	0	0	0
	0	0	5	0	0	7	0	103	6	2	4	0	0	0
	0	1+	5-	0	0	6-	0	66-	1-	2-	4-	0	0	0

AGENCY	81	80	CHANGE	JUVENILE	ADULTS	GRAND TOTAL	OTHER ASSAULTS	ARSON	FORGERY	FRAUD	EMBEZZLE	STOLEN PROPERTY	VANDAL	ILLICIT RELATIONS
CHAPMANVILLE PD	81	80	CHANGE	0	189	189	0	0	0	0	0	0	0	2
				6-	183	189	1	0	0	0	0	0	1-	3
				6+	6+	0	1-	0	0	0	0	0	1-	1-
MCDOWELL CTY TOTAL	81	80	CHANGE	25	1568	1593	43	0	7	3	0	6	15	52
				38	1939	1977	12	2	3	3	0	2	3	15
				13-	371-	384-	31+	2-	4+	0	0	4+	12+	37+
RURAL	81	80	CHANGE	19	530	549	27	0	7	3	0	4	10	48
				14	825	899	11	2	3	3	0	2	3	14
				5+	355-	350-	16+	2-	4+	0	0	2+	7+	34+
SHERIFF	81	80	CHANGE	10	337	347	16	0	3	0	0	2	0	44
				9	505	514	3	0	0	2	0	0	0	8
				1+	168-	167-	13+	0	3+	2-	0	2+	0	36+
STATE POLICE	81	80	CHANGE	9	193	202	11	0	4	3	0	2	10	4
				5	380	385	8	2	3	1	0	2	3	6
				4+	187-	183-	3+	2-	1+	2+	0	0	7+	2-
MUNICIPAL	81	80	CHANGE	6	1038	1044	16	0	0	0	0	2	5	4
				24	1054	1078	1	0	0	0	0	0	0	1
				18-	16-	34-	15+	0	0	0	0	2+	5+	3+
KEYSTONE PD	81	80	CHANGE	0	0	0	0	0	0	0	0	0	0	0
				0	0	0	0	0	0	0	0	0	0	0
				0	0	0	0	0	0	0	0	0	0	0
WAR PD	81	80	CHANGE	0	294	294	4	0	0	0	0	0	0	0
				0	166	166	0	0	0	0	0	0	0	0
				0	128+	128+	4+	0	0	0	0	0	0	0
WELCH PD	81	80	CHANGE	0	285	285	0	0	0	0	0	0	0	0
				0	450	450	0	0	0	0	0	0	0	0
				0	165-	165-	0	0	0	0	0	0	0	0
ANAWALT PD	81	80	CHANGE	1	14	15	0	0	0	0	0	0	0	0
				0	6	6	0	0	0	0	0	0	0	0
				1+	8+	9+	0	0	0	0	0	0	0	0
GARY PD	81	80	CHANGE	2	52	54	1	0	0	0	0	2	0	0
				3	45	48	1	0	0	0	0	0	0	1
				1-	7+	6+	0	0	0	0	0	2+	0	1-
NORTH FORK PD	81	80	CHANGE	0	11	11	0	0	0	0	0	0	0	0
				18	20	38	0	0	0	0	0	0	0	0
				18-	9-	27-	0	0	0	0	0	0	0	0
DAVY PD	81	80	CHANGE	0	66	66	1	0	0	0	0	0	0	1
				0	48	48	0	0	0	0	0	0	0	0
				0	18+	18+	1+	0	0	0	0	0	0	1+
KIMBALL PD	81	80	CHANGE	0	0	0	0	0	0	0	0	0	0	0
				3	8	11	0	0	0	0	0	0	0	0
				3-	8-	11-	0	0	0	0	0	0	0	0
IEAGER PD	81	80	CHANGE	3	140	143	0	0	0	0	0	0	3	0
				0	311	311	0	0	0	0	0	0	0	9
				3+	171-	168-	0	0	0	0	0	0	3+	0
BRADSHAW PD	81	80	CHANGE	0	176	176	10	0	0	0	0	0	2	3
				0	0	0	0	0	0	0	0	0	0	0
				0	176+	176+	10+	0	0	0	0	0	2+	3+
MARION CTY TOTAL	81	80	CHANGE	103	2850	2953	255	10	34	81	6	25	26	65
				99	2294	2393	188	6	29	124	3	37	18	68
				4+	556+	560+	67+	4+	5+	43-	3+	12-	8+	3-
RURAL	81	80	CHANGE	25	1098	1123	108	3	19	69	6	13	26	36
				15	857	872	55	3	13	108	1	19	18	45
				10+	241+	251+	53+	0	1+	39-	5+	1-	8+	9-
SHERIFF	81	80	CHANGE	7	764	771	98	3	10	2	1	8	26	26
				2	445	447	41	1	0	2	0	12	15	33
				5+	319+	324+	57+	2+	10+	0	1+	4-	11+	7-
STATE POLICE	81	80	CHANGE	18	334	352	10	0	9	67	5	10	0	10
				13	412	425	14	2	18	106	1	7	3	12
				5+	78-	73-	4-	2-	9-	39-	4+	3+	3-	2-
MUNICIPAL	81	80	CHANGE	78	1752	1830	147	7	15	12	0	7	0	29
				84	1437	1521	133	3	11	16	2	18	0	23
				6-	315+	309+	14+	4+	4+	4-	2-	11-	0	6+
FAIRMONT PD	81	80	CHANGE	75	1624	1699	144	7	14	12	0	7	0	29
				74	1420	1494	133	3	11	16	2	18	0	23
				1+	204+	205+	11+	4+	3+	4-	2-	11-	0	6+
MANNINGTON PD	81	80	CHANGE	0	107	107	1	0	1	0	0	0	0	0
				1	5	6	0	0	0	0	0	0	0	0
				1-	102+	101+	1+	0	1+	0	0	0	0	0
RIVESVILLE PD	81	80	CHANGE	0	2	2	0	0	0	0	0	0	0	0
				0	2	2	0	0	0	0	0	0	0	0
				0	0	0	0	0	0	0	0	0	0	0
MONONGAH PD	81	80	CHANGE	0	4	4	0	0	0	0	0	0	0	0
				0	0	0	0	0	0	0	0	0	0	0
				0	4+	4+	0	0	0	0	0	0	0	0
FAIRVIEW PD	81	80	CHANGE	0	1	1	0	0	0	0	0	0	0	0
				0	0	0	0	0	0	0	0	0	0	0
				0	1+	1+	0	0	0	0	0	0	0	0

PART II
MARCOTIC GAMBLING
AND DRUG

ARRESTS BY CHARGE
FAMILY DRIVING
OFFENSES UND INFL

PAGE 34
AND AGENCY TYPE
LIQUOR LAWS

DRUNK-
ENNESS

DISORD
CONDUCT

VAGRANCY

OTHER
OFFENSES

SUSPICION
CURFEW
LOITER

RUN-
AWAYS

	COML VICE	SEX OFFENSES	MARCOTIC AND DRUG	GAMBLING	ARRESTS BY CHARGE FAMILY OFFENSES	DRIVING UND INFL	PAGE 34 AND AGENCY TYPE LIQUOR LAWS	DRUNK-ENNESS	DISORD CONDUCT	VAGRANCY	OTHER OFFENSES	SUSPICION CURFEW LOITER	RUN-AWAYS
02303	0 0 0	1 0 1+	16 15 1+	0 0 0	0 0 0	6 2 4+	0 4 4-	161 160 1+	0 1 1-	0 0 0	3 0 3+	0 0 0	0 0 2-
024AL	0 0 0	1 4 3-	26 33 7-	0 0 0	4 0 4+	64 68 4-	64 17 47+	966 1380 414-	23 15 8+	0 0 0	317 417 100-	0 0 0	2 3 1-
024RU	0 0 0	0 4 4-	21 13 8+	0 0 0	4 0 4+	33 43 10-	2 3 1-	152 430 278-	0 0 0	0 0 0	236 365 129-	0 0 0	0 0 1-
02450	0 0 0	0 3 3-	5 0 5+	0 0 0	2 0 2+	19 17 2+	0 0 0	58 166 108-	0 0 0	0 0 0	198 315 117-	0 0 0	0 0 0
0245P	0 0 0	0 1 1-	16 13 3+	0 0 0	2 0 2+	14 26 12-	2 3 1-	94 264 170-	0 0 0	0 0 0	38 50 12-	0 0 0	2 3 1-
024Z2	0 0 0	1 0 1+	5 20 13-	0 0 0	0 0 0	31 25 6+	62 14 48+	814 950 136-	23 15 8+	0 0 0	81 52 29+	0 0 0	0 0 0
02401	0 0 0	0 0 0	0 0 0	0 0 0	0 0 0	0 0 0	0 0 0	0 0 0	0 0 0	0 0 0	0 0 0	0 0 0	0 0 0
02402	0 0 0	0 0 0	0 0 0	0 0 0	0 0 0	0 0 0	22 14 8+	268 152 116+	0 0 0	0 0 0	0 0 0	0 0 0	0 0 0
02403	0 0 0	0 0 0	0 2 2-	0 0 0	0 0 0	12 17 5-	40 0 40+	188 384 196-	1 0 1+	0 0 0	44 47 3-	0 0 0	0 0 0
02404	0 0 0	0 0 0	0 0 0	0 0 0	0 0 0	1 1 0	0 0 0	14 5 9+	0 0 0	0 0 0	0 0 0	0 0 0	0 0 0
02405	0 0 0	1 0 1+	3 0 3+	0 0 0	0 0 0	11 5 6+	0 0 0	36 41 5-	0 0 0	0 0 0	0 0 0	0 0 0	0 0 0
02406	0 0 0	0 0 0	1 18 17-	0 0 0	0 0 0	1 0 0	0 0 0	9 19 10-	0 0 0	0 0 0	0 0 0	0 0 0	0 0 0
02407	0 0 0	0 0 0	0 0 0	0 0 0	0 0 0	1 0 1+	0 0 0	52 46 6+	0 2 2-	0 0 0	11 0 11+	0 0 0	0 0 0
02408	0 0 0	0 0 0	0 0 0	0 0 0	0 0 0	0 1 1-	0 0 0	0 9 9-	0 1 1-	0 0 0	0 0 0	0 0 0	0 0 0
02409	0 0 0	0 0 0	0 0 0	0 0 0	0 0 0	0 0 0	0 0 0	135 294 159-	5 12 7-	0 0 0	0 5 5-	0 0 0	0 0 0
02412	0 0 0	0 0 0	1 0 1+	0 0 0	0 0 0	5 0 5+	0 0 0	112 0 112+	17 0 17+	0 0 0	26 0 26+	0 0 0	0 0 0
025AL	0 0 0	3 1 2+	61 37 24+	43 35 8+	3 20 17-	297 256 41+	12 2 10+	1274 1184 90+	6 12 6-	1 1 0	738 361 377+	0 0 0	3 9 6-
025RU	0 0 0	3 1 2+	41 24 17+	17 15 2+	1 20 19-	142 91 51+	2 1 1+	310 336 26-	0 0 0	1 1 1+	316 115 201+	0 0 0	5 0 3+
025S0	0 0 0	2 1 1+	22 6 16+	0 0 0	0 19 19-	72 23 49+	0 1 1-	251 233 18+	0 0 0	0 0 0	247 60 187+	0 0 0	3 0 3+
025SP	0 0 0	1 0 1+	19 18 1+	17 15 2+	1 1 0	70 68 2+	2 0 2+	59 103 44-	0 0 0	1 0 1+	69 55 14+	0 0 0	2 2 0
025Z2	0 0 0	0 0 0	20 13 7+	26 20 6+	2 0 2+	155 163 10-	10 1 9+	964 848 116+	6 12 6-	0 1 1-	422 246 176+	0 0 0	3 9 6-
02501	0 0 0	0 0 0	19 13 6+	26 20 6+	2 0 2+	150 161 11-	10 0 10+	852 838 14+	2 11 9-	0 1 1-	420 244 176+	0 0 0	5 0 5+
02502	0 0 0	0 0 0	1 0 1+	0 0 0	0 0 0	0 2 2-	0 0 0	98 2 96+	4 0 4+	0 0 0	2 2 0	0 0 0	0 0 0
02503	0 0 0	0 0 0	0 0 0	0 0 0	0 0 0	2 2 0	0 0 0	0 0 0	0 0 0	0 0 0	0 0 0	0 0 0	0 0 0
02504	0 0 0	0 0 0	0 0 0	0 0 0	0 0 0	0 0 0	0 0 0	4 0 4+	0 0 0	0 0 0	0 0 0	0 0 0	0 0 0
02505	0 0 0	0 0 0	0 0 0	0 0 0	0 0 0	1 0 1+	0 0 0	0 0 0	0 0 0	0 0 0	0 0 0	0 0 0	0 0 0

PART II ARRESTS BY CHARGE AND AGENCY TYPE
 JUVENILE ADULTS GRAND TOTAL OTHER ASSAULTS

FARMINGTON PD	81	0	9	9	2	0	0	0	0	0	0	0	0	0
	80	9	7	16	0	0	0	0	0	0	0	0	0	0
CHANGE		9-	2+	7-	2+	0	0	0	0	0	0	0	0	0
GRANT TOWN PD	81	3	5	8	0	0	0	0	0	0	0	0	0	0
	80	0	0	0	0	0	0	0	0	0	0	0	0	0
CHANGE		3+	5+	8+	0	0	0	0	0	0	0	0	0	0
WORTHINGTON PD	81	0	0	0	0	0	0	0	0	0	0	0	0	0
	80	0	3	3	0	0	0	0	0	0	0	0	0	0
CHANGE		0	3-	3-	0	0	0	0	0	0	0	0	0	0

MARSHALL CTY TOTAL	81	111	1073	1184	99	1	9	103	0	13	25	35		
	80	96	1047	1143	147	11	4	49	3	3	41	28		
CHANGE		15+	26+	41+	48-	10-	5+	54+	3-	10+	16-	10+		

RURAL	81	11	428	439	63	1	8	100	0	6	1	29		
	80	19	547	566	108	9	2	46	3	3	14	22		
CHANGE		8-	119-	127-	45-	8-	6+	54+	3-	3+	13-	7+		
SHERIFF	81	1	273	274	43	1	0	97	0	1	1	27		
	80	14	312	326	84	6	0	45	1	1	10	22		
CHANGE		13-	39-	52-	41-	5-	0	52+	1-	0	9-	5+		
STATE POLICE	81	10	155	165	20	0	8	3	0	5	0	2		
	80	5	235	240	24	3	2	1	2	2	4	0		
CHANGE		5+	80-	75-	4-	3-	6+	2+	2-	3+	4-	2+		
MUNICIPAL	81	100	645	745	36	0	1	3	0	7	24	9		
	80	77	500	577	39	2	2	3	0	0	27	6		
CHANGE		23+	145+	168+	3-	2-	1-	0	0	7+	3-	3+		
BENWOOD PD	81	30	48	78	6	0	0	0	0	0	10	0		
	80	18	46	64	1	2	0	0	0	0	12	1		
CHANGE		12+	2+	14+	5+	2-	0	0	0	0	2-	1-		
CAMERON PD	81	8	88	96	2	0	0	0	0	0	1	0		
	80	0	77	77	6	0	0	0	0	0	0	0		
CHANGE		8+	11+	19+	4-	0	0	0	0	0	1+	0		
GLEN DALE PD	81	1	54	55	1	0	0	0	0	0	0	0		
	80	11	55	66	2	0	0	0	0	0	3	0		
CHANGE		10-	1-	11-	1-	0	0	0	0	0	3-	0		
MCMECHEN PD	81	0	34	34	0	0	0	0	0	0	0	0		
	80	0	0	0	0	0	0	0	0	0	0	0		
CHANGE		0	34+	34+	0	0	0	0	0	0	0	0		
MOUNDSVILLE PD	81	61	421	482	27	0	1	3	0	7	13	9		
	80	48	322	370	30	0	2	3	0	0	12	5		
CHANGE		13+	99+	112+	3-	0	1-	0	0	7+	1+	4+		

MASON CTY TOTAL	81	27	750	777	23	0	8	24	0	4	13	39		
	80	40	1603	1645	73	1	2	224	1	2	8	24		
CHANGE		13-	855-	868-	50-	1-	6+	200-	1-	2+	5+	6+		

RURAL	81	12	292	304	15	0	8	24	0	4	5	26		
	80	15	902	917	63	1	0	223	1	2	1	17		
CHANGE		3-	610-	613-	48-	1-	8+	199-	1-	2+	4+	9+		
SHERIFF	81	2	187	189	7	0	4	19	0	1	5	26		
	80	12	783	795	52	0	0	207	1	1	0	17		
CHANGE		10-	596-	606-	45-	0	4+	188-	1-	0	5+	9+		
STATE POLICE	81	10	105	115	8	0	4	5	0	3	0	0		
	80	3	119	122	11	1	0	16	0	1	1	0		
CHANGE		7+	14-	7-	3-	1-	4+	11-	0	2+	1-	0		
MUNICIPAL	81	15	458	473	8	0	0	0	0	0	8	4		
	80	25	703	728	10	0	2	1	0	0	7	7		
CHANGE		10-	245-	255-	2-	0	2-	1-	0	0	1+	3-		
POINT PLEASANT PD	81	8	355	363	5	0	0	0	0	0	6	3		
	80	25	577	602	9	0	2	1	0	0	6	7		
CHANGE		17-	222-	239-	4-	0	2-	1-	0	0	0	4-		
NEW HAVEN PD	81	2	16	18	3	0	0	0	0	0	2	0		
	80	0	20	20	0	0	0	0	0	0	0	0		
CHANGE		2+	4-	2-	3+	0	0	0	0	0	2+	0		
MASON PD	81	5	83	88	0	0	0	0	0	0	0	1		
	80	0	84	84	1	0	0	0	0	0	1	0		
CHANGE		5+	1-	4+	1-	0	0	0	0	0	1-	1+		
HENDERSON PD	81	0	3	3	0	0	0	0	0	0	0	0		
	80	0	22	22	0	0	0	0	0	0	0	0		
CHANGE		0	19-	19-	0	0	0	0	0	0	0	0		
HARTFORD PD	81	0	0	0	0	0	0	0	0	0	0	0		
	80	0	0	0	0	0	0	0	0	0	0	0		
CHANGE		0	0	0	0	0	0	0	0	0	0	0		
LEON PD	81	0	1	1	0	0	0	0	0	0	0	0		
	80	0	0	0	0	0	0	0	0	0	0	0		
CHANGE		0	1+	1+	0	0	0	0	0	0	0	0		

MERCER CTY TOTAL	81	105	3325	3430	147	5	92	420	3	76	41	89		
	80	144	3147	3291	141	9	17	216	0	39	66	104		
CHANGE		39-	178+	139+	6+	4-	75+	204+	3+	37+	25-	15-		

	COML VICE	SEX OFFENSES	PART II NARCOTIC AND DRUG	GAMBLING	ARRESTS BY FAMILY OFFENSES	CHARGE DRIVING UND INFL	LIQUOR LAWS	AGENCY TYPE DRUNK-ENNESS	DISORD CONDUCT	VAGRANCY	OTHER OFFENSES	SUSPICION	CURFEW LOITER	RUN-AWAYS
02506	0	0	0	0	0	0	0	7	0	0	0	0	0	0
	0	0	0	0	0	0	0	7	0	0	0	0	9	0
	0	0	0	0	0	0	0	0	0	0	0	0	9-	0
02507	0	0	0	0	0	2	0	3	0	0	0	0	3	0
	0	0	0	0	0	0	0	0	0	0	0	0	0	0
	0	0	0	0	0	2+	0	3+	0	0	0	0	3+	0
02508	0	0	0	0	0	0	0	0	0	0	0	0	0	0
	0	0	0	0	0	0	1	0	1	0	0	0	0	0
	0	0	0	0	0	0	1-	1-	1-	0	0	0	0	0

026AL	0	4	17	0	13	166	2	450	103	6	104	0	20	11
	0	4	28	0	28	130	0	472	72	2	112	0	7	2
	0	0	11-	0	15-	36+	2+	22-	31+	4+	8-	0	13+	9+

026RU	0	2	8	0	9	72	0	66	14	0	58	0	0	2
	0	2	11	0	25	82	0	131	4	0	102	0	0	2
	0	0	3-	0	16-	10-	0	65-	10+	0	44-	0	0	0
02650	0	1	6	0	6	21	0	22	13	0	35	0	0	0
	0	0	8	0	21	23	0	33	4	0	68	0	0	0
	0	1+	2-	0	15-	2-	0	11-	9+	0	33-	0	0	0
0265P	0	1	2	0	3	51	0	44	1	0	23	0	0	2
	0	2	3	0	4	59	0	98	0	0	34	0	0	2
	0	1-	1-	0	1-	8-	0	54-	1+	0	11-	0	0	0
0262Z	0	2	9	0	4	94	2	384	89	6	46	0	20	9
	0	2	17	0	3	48	0	341	68	2	10	0	7	0
	0	0	8-	0	1+	46+	2+	43+	21+	4+	36+	0	13+	9+
02601	0	1	2	0	2	9	0	26	10	1	2	0	0	9
	0	0	0	0	0	7	0	25	16	0	0	0	0	0
	0	1+	2+	0	2+	2+	0	1+	6-	1+	2+	0	0	9+
02602	0	0	0	0	0	0	2	26	46	3	14	0	2	0
	0	0	0	0	0	1	0	33	33	0	4	0	0	0
	0	0	0	0	0	1-	2+	7-	13+	3+	10+	0	2+	0
02603	0	0	2	0	0	26	0	23	0	0	3	0	0	0
	0	0	5	0	0	14	0	37	3	0	2	0	0	0
	0	0	3-	0	0	12+	0	14-	3-	0	1+	0	0	0
02604	0	0	0	0	0	25	0	9	0	0	0	0	0	0
	0	0	0	0	0	0	0	0	0	0	0	0	0	0
	0	0	0	0	0	25+	0	9+	0	0	0	0	0	0
02605	0	1	5	0	2	34	0	300	32	2	27	0	18	0
	0	2	12	0	3	24	0	246+	16	2	4	0	7	0
	0	1-	7-	0	1-	8+	0	54+	17+	0	23+	0	11+	0

027AL	0	2	21	0	2	127	2	423	16	0	74	0	0	8
	0	2	46	0	50	289	0	843	3	0	76	0	0	1
	0	0	25-	0	48-	162-	2+	420-	13+	0	2-	0	0	7+

027RU	0	1	11	0	2	45	0	90	4	0	61	0	0	8
	0	2	23	0	50	130	0	337	0	0	66	0	0	1
	0	1-	12-	0	48-	85-	0	247-	4+	0	5-	0	0	7+
02750	0	1	8	0	2	28	0	65	4	0	19	0	0	0
	0	1	17	0	48	114	0	284	0	0	52	0	0	1
	0	0	9-	0	46-	86-	0	219-	4+	0	33-	0	0	1-
0275P	0	0	3	0	0	17	0	25	0	0	42	0	0	8
	0	1	6	0	2	16	0	53	0	0	14	0	0	0
	0	1-	3-	0	2-	1+	0	28-	0	0	28+	0	0	8+
0272Z	0	1	10	0	0	82	2	333	12	0	13	0	0	0
	0	0	23	0	0	159	0	506	3	0	10	0	0	0
	0	1+	13-	0	0	77-	2+	173-	9+	0	3+	0	0	0
02701	0	1	8	0	0	60	1	270	4	0	5	0	0	0
	0	0	18	0	0	113	0	437	2	0	7	0	0	0
	0	1+	10-	0	0	53-	1+	167-	2+	0	2-	0	0	0
02702	0	0	1	0	0	2	0	7	2	0	1	0	0	0
	0	0	0	0	0	3	0	17	0	0	0	0	0	0
	0	0	1+	0	0	1-	0	10-	2+	0	1+	0	0	0
02703	0	0	1	0	0	18	1	54	6	0	7	0	0	0
	0	0	3	0	0	40	0	35	1	0	3	0	0	0
	0	0	2-	0	0	22-	1+	19+	5+	0	4+	0	0	0
02704	0	0	0	0	0	2	0	1	0	0	0	0	0	0
	0	0	2	0	0	3	0	17	0	0	0	0	0	0
	0	0	2-	0	0	1-	0	16-	0	0	0	0	0	0
02705	0	0	0	0	0	0	0	0	0	0	0	0	0	0
	0	0	0	0	0	0	0	0	0	0	0	0	0	0
	0	0	0	0	0	0	0	0	0	0	0	0	0	0
02706	0	0	0	0	0	0	0	1	0	0	0	0	0	0
	0	0	0	0	0	0	0	0	0	0	0	0	0	0
	0	0	0	0	0	0	0	1+	0	0	0	0	0	0

028AL	0	8	29	6	135	257	0	1661	65	1	374	0	0	21
	0	0	40	10	85	243	1	1940	46	0	321	0	5	8
	0	8+	11-	4-	50+	14+	1-	279-	19+	1+	53+	0	5-	13+

Table with columns for Agency Type (RURAL, SHERIFF, STATE POLICE, MUNICIPAL, ATHENS PD, BLUEFIELD PD, PRINCETON PD, MATOAKA PD, BRAMWELL PD, CONCORD COL SECURITY) and various charge categories. Rows show counts for 81 and 80, and change values.

MINERAL CTY TOTAL 81 50 431 481 23 4 7 19 0 17 19 26
80 88 532 620 19 0 15 16 0 10 32 36
CHANGE 38- 101- 139- 4+ 4+ 8- 3+ 0 7+ 13- 10-

Table with columns for Agency Type (RURAL, SHERIFF, STATE POLICE, MUNICIPAL, KEYSER PD, PIEDMONT PD, RIDGELEY PD, ELK GARDEN PD, POTOMAC ST SECURITY) and various charge categories. Rows show counts for 81 and 80, and change values.

MINGO CTY TOTAL 81 48 2391 2439 50 0 6 19 1 7 18 70
80 112 2839 2951 41 1 18 9 2 24 16 50
CHANGE 64- 448- 512- 9+ 1- 12- 10+ 1- 17- 2+ 20+

Table with columns for Agency Type (RURAL, SHERIFF, STATE POLICE, MUNICIPAL) and various charge categories. Rows show counts for 81 and 80, and change values.

JAN THRU DEC 81-80

PAGE 42

	COML VICE	SEX OFFENSES	NARCOTIC AND DRUG	PART II GAMBLING	ARRESTS BY FAMILY OFFENSES	CHARGE DRIVING UND INFL	LIQUOR LAWS	AGENCY TYPE DRUNK-ENNESS	DISORD CONDUCT	VAGRANCY	OTHER OFFENSES	SUSPICION	CURFEW LOITER	RUN-AWAYS
028RU	0	5	10	1	135	81	0	267	0	0	275	0	0	10
	0	4	22	4	85	103	0	460	0	0	180	0	0	3
	0	5+	12-	3-	50+	22-	0	193-	0	0	95+	0	0	7+
02850	0	4	4	0	135	28	0	104	0	0	252	0	0	5
	0	0	15	0	85	49	0	285	0	0	132	0	0	0
	0	4+	11-	0	50+	21-	0	181-	0	0	120+	0	0	5+
0285P	0	1	6	1	0	53	0	163	0	0	23	0	0	5
	0	0	7	4	0	54	0	175	0	0	48	0	0	3
	0	1+	1-	3-	0	1-	0	12-	0	0	24-	0	0	7+
028ZZ	0	3	19	5	0	176	0	1394	65	1	99	0	0	11
	0	0	18	6	0	140	1	1480	46	0	141	0	5	5
	0	3+	1+	1-	0	36+	1-	86-	19+	1+	42-	0	5-	6+
02801	0	0	0	0	0	1	0	1	0	0	0	0	0	0
	0	0	1	0	0	0	0	5	0	0	0	0	0	0
	0	0	1-	0	0	1+	0	4-	0	0	0	0	0	0
02802	0	1	18	4	0	139	0	831	52	0	31	0	0	2
	0	0	9	4	0	124	0	896	43	0	13	0	0	0
	0	1+	9+	0	0	15+	0	65-	9+	0	18+	0	0	2+
02803	0	2	1	1	0	30	0	509	5	1	68	0	0	9
	0	0	2	2	0	13	1	552	3	0	128	0	0	4
	0	2+	1-	1-	0	17+	1-	43-	2+	1+	60-	0	0	5+
02804	0	0	0	0	0	5	0	52	8	0	0	0	0	0
	0	0	0	0	0	2	0	24	0	0	0	0	5	1
	0	0	0	0	0	3+	0	28+	8+	0	0	0	5-	1-
02805	0	0	0	0	0	0	0	0	0	0	0	0	0	0
	0	0	0	0	0	0	0	0	0	0	0	0	0	0
	0	0	0	0	0	0	0	0	0	0	0	0	0	0
02806	0	0	0	0	0	1	0	1	0	0	0	0	0	0
	0	0	6	0	0	1	0	3	0	0	0	0	0	0
	0	0	6-	0	0	0	0	2-	0	0	0	0	0	0
029AL	0	0	19	0	3	43	0	221	30	0	33	0	10	7
	0	3	14	0	10	79	4	235	64	10	57	0	1	15
	0	3-	5+	0	7-	36-	4-	14-	34-	10-	24-	0	9+	8-
029RU	0	0	3	0	1	2	0	4	0	0	20	0	0	0
	0	0	12	0	9	51	0	58	0	0	15	0	0	7
	0	0	9-	0	8-	49-	0	54-	0	0	5+	0	0	7-
02950	0	0	3	0	1	2	0	4	0	0	20	0	0	0
	0	0	2	0	9	3	0	5	0	0	15	0	0	0
	0	0	1+	0	8-	1-	0	1-	0	0	5+	0	0	0
0295P	0	0	7	0	0	26	0	32	0	0	0	0	0	0
	0	0	10	0	0	48	0	53	0	0	0	0	0	7
	0	0	3-	0	0	22-	0	21-	0	0	0	0	0	7-
029ZZ	0	0	9	0	2	15	0	185	30	0	13	0	10	7
	0	3	2	0	1	28	4	177	64	10	42	0	1	8
	0	3-	7+	0	1+	13-	4-	8+	34-	10-	29-	0	9+	1-
02901	0	0	8	0	0	13	0	170	13	0	11	0	0	6
	0	1	2	0	0	27	4	154	53	6	29	0	1	7
	0	1-	6+	0	0	14-	4-	16+	40-	6-	18-	0	1-	1-
02902	0	0	1	0	2	2	0	15	17	0	2	0	10	1
	0	2	0	0	1	1	0	23	11	4	13	0	0	1
	0	2-	1+	0	1+	1+	0	8-	6+	4-	11-	0	10+	0
02903	0	0	0	0	0	0	0	0	0	0	0	0	0	0
	0	0	0	0	0	0	0	0	0	0	0	0	0	0
	0	0	0	0	0	0	0	0	0	0	0	0	0	0
02904	0	0	0	0	0	0	0	0	0	0	0	0	0	0
	0	0	0	0	0	0	0	0	0	0	0	0	0	0
	0	0	0	0	0	0	0	0	0	0	0	0	0	0
02905	0	0	0	0	0	0	0	0	0	0	0	0	0	0
	0	0	0	0	0	0	0	0	0	0	0	0	0	0
	0	0	0	0	0	0	0	0	0	0	0	0	0	0
030AL	0	7	74	2	12	158	21	1773	177	0	42	0	0	2
	0	10	63	1	1	101	7	2493	84	1	26	0	0	3
	0	3-	11+	1+	11+	57+	14+	720-	93+	1-	16+	0	0	1-
030RU	0	3	32	2	2	105	17	536	58	0	26	0	0	0
	0	10	42	0	1	54	7	939	23	0	15	0	0	2
	0	7-	10-	2+	1+	51+	10+	403-	35+	0	11+	0	0	2-
03050	0	3	30	0	2	103	1	457	58	0	0	0	0	0
	0	7	33	0	0	50	0	710	23	0	0	0	0	0
	0	4-	3-	0	2+	53+	1+	253-	35+	0	0	0	0	2-
0305P	0	0	1	2	0	2	16	79	0	0	26	0	0	0
	0	3	9	0	1	4	7	229	0	0	15	0	0	0
	0	3-	8-	2+	1-	2-	9+	150-	0	0	11+	0	0	0
030ZZ	0	4	43	0	10	53	4	1237	110	0	16	0	0	2
	0	0	21	1	0	47	0	1554	61	1	11	0	0	1
	0	4+	22+	1-	10+	6+	4+	317-	58+	1-	5+	0	0	1+

PART II ARRESTS BY CHARGE AND AGENCY TYPE
JUVENILE ADULTS GRAND TOTAL OTHER ASSAULTS

ARSON FORCERY FRAUD EMBEZZLE STOLEN PROPERTY VANDAL ILLEGAL WEAPONS

Table with columns for Agency Name, Year (81, 80, CHANGE), and various crime categories (ARSON, FORCERY, FRAUD, EMBEZZLE, STOLEN PROPERTY, VANDAL, ILLEGAL WEAPONS). Rows include Gilbert PD, Williamson PD, Kermit PD, Delbarton PD, Matewan PD, Monongalia Cty Total, Rural, Sheriff, State Police, Municipal, Morgantown PD, Star City PD, Westover PD, Osage PD, WVU Security Police, Granville PD, Monroe Cty Total, Rural, Sheriff, State Police, Municipal, Alderson PD, Union PD, Peterstown PD, and Morgan Cty Total.

JAN THRU DEC 81-80

46

	COML VICE	SEX OFFENSES	NARCOTIC AND DRUG	PART II GAMBLING	ARRESTS BY FAMILY OFFENSES	PAGE 46 CHARGE DRIVING UND INFL	AND LIQUOR LAWS	AGENCY TYPE DRUIK-ENNESS	DISORD CONDUCT	VAGRANCY	OTHER OFFENSES	SUSPICION	CURFEW LOITER	RUN-AWAYS
03001	0	0	0	0	0	0	0	75	0	0	0	0	0	0
	0	0	0	0	0	0	0	57	1	0	0	0	0	0
	0	0	0	0	0	0	0	18+	1-	0	0	0	0	0
03002	0	4	42	0	8	53	4	804	82	0	16	0	0	2
	0	0	20	1	0	47	0	1179	59	0	11	0	0	1
	0	4+	22+	1-	8+	6+	4+	375-	23+	0	5+	0	0	1+
03003	0	0	1	0	2	0	0	251	0	0	0	0	0	0
	0	0	1	0	0	0	0	277	1	1	0	0	0	0
	0	0	0	0	2+	0	0	26-	1-	1-	0	0	0	0
03004	0	0	0	0	0	0	0	0	0	0	0	0	0	0
	0	0	0	0	0	0	0	0	0	0	0	0	0	0
	0	0	0	0	0	0	0	0	0	0	0	0	0	0
03005	0	0	0	0	0	0	0	107	37	0	0	0	0	0
	0	0	0	0	0	0	0	41	0	0	0	0	0	0
	0	0	0	0	0	0	0	66+	37+	0	0	0	0	0
*****	*****	*****	*****	*****	*****	*****	*****	*****	*****	*****	*****	*****	*****	*****
031AL	0	4	29	0	3	222	13	914	89	0	359	0	0	25
	0	5	8	0	16	144	34	768	51	1	321	0	0	30
	0	1-	21+	0	13-	78+	21-	146+	38+	1-	38+	0	0	5-
*****	*****	*****	*****	*****	*****	*****	*****	*****	*****	*****	*****	*****	*****	*****
031RU	0	0	6	0	3	64	0	327	0	0	78	0	0	4
	0	1	4	0	14	47	0	311	1	0	95	0	0	2
	0	1-	2+	0	11-	17+	0	16+	1-	0	17-	0	0	2+
031SO	0	0	1	0	1	16	0	189	0	0	52	0	0	0
	0	1	0	0	9	1	0	105	0	0	24	0	0	0
	0	1-	1+	0	3-	15+	0	84+	0	0	28+	0	0	0
031SP	0	0	5	0	2	48	0	138	0	0	26	0	0	4
	0	0	4	0	5	46	0	206	1	0	71	0	0	2
	0	0	1+	0	3-	2+	0	68-	1-	0	45-	0	0	2+
031Z2	0	4	23	0	0	158	13	587	89	0	281	0	0	21
	0	4	4	0	2	97	34	457	50	1	226	0	0	13
	0	0	19+	0	2-	61+	21-	130+	39+	1-	55+	0	0	7-
03101	0	1	22	0	0	103	3	431	88	0	180	0	0	20
	0	4	4	0	2	62	34	347	47	0	161	0	0	18
	0	3-	18+	0	2-	41+	31-	84+	41+	0	19+	0	0	8-
03103	0	0	0	0	0	1	2	59	0	0	8	0	0	0
	0	0	0	0	0	1	0	48	1	1	3	0	0	0
	0	0	0	0	0	0	2+	11+	1-	1-	5+	0	0	0
03104	0	0	1	0	0	51	8	72	1	0	15	0	0	1
	0	0	0	0	0	33	0	41	1	0	4	0	0	0
	0	0	1+	0	0	15+	8+	31+	0	0	11+	0	0	1+
03105	0	0	0	0	0	0	0	0	0	0	0	0	0	0
	0	0	0	0	0	0	0	0	0	0	0	0	0	0
	0	0	0	0	0	0	0	0	0	0	0	0	0	0
03106	0	3	0	0	0	1	0	22	0	0	77	0	0	0
	0	0	0	0	0	1	0	21	1	0	58	0	0	0
	0	3+	0	0	0	0	0	1+	1-	0	19+	0	0	0
03109	0	0	0	0	0	2	0	3	0	0	1	0	0	0
	0	0	0	0	0	0	0	0	0	0	0	0	0	0
	0	0	0	0	0	2+	0	3+	0	0	1+	0	0	0
*****	*****	*****	*****	*****	*****	*****	*****	*****	*****	*****	*****	*****	*****	*****
032AL	0	2	10	0	0	33	0	152	1	1	97	0	0	0
	0	0	7	0	0	36	1	94	2	0	91	0	0	0
	0	2+	3+	0	0	3-	1-	58+	1-	1+	6+	0	0	0
*****	*****	*****	*****	*****	*****	*****	*****	*****	*****	*****	*****	*****	*****	*****
032RU	0	1	8	0	0	26	0	78	0	0	97	0	0	0
	0	0	7	0	0	33	1	56	1	0	91	0	0	0
	0	1+	1+	0	0	7-	1-	22+	1-	0	6+	0	0	0
032SO	0	0	2	0	0	14	0	56	0	0	15	0	0	0
	0	0	3	0	0	18	0	31	1	0	28	0	0	0
	0	0	1-	0	0	4-	0	25+	1-	0	13-	0	0	0
032SP	0	1	6	0	0	12	0	22	0	0	82	0	0	0
	0	0	4	0	0	15	1	25	0	0	63	0	0	0
	0	1+	2+	0	0	3-	1-	3-	0	0	19+	0	0	0
032Z2	0	1	2	0	0	7	0	74	1	1	0	0	0	0
	0	0	0	0	0	3	0	38	1	0	0	0	0	0
	0	1+	2+	0	0	4+	0	36+	0	1+	0	0	0	0
03201	0	1	1	0	0	7	0	74	1	1	0	0	0	0
	0	0	0	0	0	3	0	38	1	0	0	0	0	0
	0	1+	1+	0	0	4+	0	36+	0	1+	0	0	0	0
03202	0	0	1	0	0	0	0	0	0	0	0	0	0	0
	0	0	0	0	0	0	0	0	0	0	0	0	0	0
	0	0	1+	0	0	0	0	0	0	0	0	0	0	0
03203	0	0	0	0	0	0	0	0	0	0	0	0	0	0
	0	0	0	0	0	0	0	0	0	0	0	0	0	0
	0	0	0	0	0	0	0	0	0	0	0	0	0	0
*****	*****	*****	*****	*****	*****	*****	*****	*****	*****	*****	*****	*****	*****	*****
033AL	0	0	0	0	8	23	0	40	0	0	35	0	0	0
	0	0	1	0	7	42	0	72	0	0	38	0	0	1
	0	0	1-	0	1+	19-	0	32-	0	0	3-	0	0	1-

PART II ARRESTS BY CHARGE AND AGENCY TYPE
JUVENILE ADULTS GRAND TOTAL OTHER ASSAULTS

ARSON FORGERY FRAUD EMBEZZLE STOLEN PROPERTY VANDAL ILLIGAL WEAPONS

Table with columns for Agency Type (RURAL, SHERIFF, STATE POLICE, MUNICIPAL, etc.), Charge (81, 80, CHANGE), and various offense categories (ARSON, FORGERY, FRAUD, EMBEZZLE, STOLEN PROPERTY, VANDAL, ILLIGAL WEAPONS). Rows include data for various agencies like BERKELEY SPRINGS PD, PAW-PAW PD, NICHOLAS CTY, RICHWOOD PD, SUMMERSVILLE PD, OHIO CTY, WHEELING PD, TRIADELPHIA PD, BETHLEHEM PD, WEST LIBERTY PD, VALLEY GROVE PD, WEST LIBERTY ST COL SEC, and CLEARVIEW PD.

JAN THRU DEC 81-80

PART II
NARCOTIC GAMBLING
AND DPUG

ARRESTS BY
FAMILY
OFFENSES

PAGE
BY CHARGE
DRIVING
UND INFL

50
AND AGENCY TYPE
LIQUOR
LAWS

DRUNK-
ENNESS

DISORD
CONDUCT

VAGRANCY

OTHER
OFFENSES

SUSPICION

CURFEW
LOITER

RUN-
AWAYS

AGENCY	COML VICE	SEX OFFENSES	NARCOTIC AND DPUG	GAMBLING	ARRESTS BY FAMILY OFFENSES	PAGE 50 BY CHARGE DRIVING UND INFL	AND AGENCY TYPE LIQUOR LAWS	DRUNK-ENNESS	DISORD CONDUCT	VAGRANCY	OTHER OFFENSES	SUSPICION	CURFEW LOITER	RUN-AWAYS
033RU	0	0	0	0	8	19	0	38	0	0	35	0	0	0
	0	0	1	0	7	37	0	58	0	0	3	0	0	1
	0	0	1-	0	1+	18-	0	20-	0	0	3-	0	0	1-
03350	0	0	0	0	8	2	0	21	0	0	24	0	0	0
	0	0	0	0	7	10	0	19	0	0	19	0	0	0
	0	0	0	0	1+	8-	0	3+	0	0	5+	0	0	0
0335P	0	0	0	0	0	17	0	17	0	0	11	0	0	0
	0	0	1	0	0	7	0	39	0	0	19	0	0	1
	0	0	1-	0	0	10-	0	22-	0	0	8-	0	0	1-
0332Z	0	0	0	0	0	4	0	2	0	0	0	0	0	0
	0	0	0	0	0	5	0	14	0	0	0	0	0	0
	0	0	0	0	0	1-	0	12-	0	0	0	0	0	0
03301	0	0	0	0	0	0	0	0	0	0	0	0	0	0
	0	0	0	0	0	0	0	0	0	0	0	0	0	0
	0	0	0	0	0	0	0	0	0	0	0	0	0	0
03302	0	0	0	0	0	4	0	2	0	0	0	0	0	0
	0	0	0	0	0	5	0	14	0	0	0	0	0	0
	0	0	0	0	0	1-	0	12-	0	0	0	0	0	0
034AL	0	1	77	2	2	238	12	772	34	12	116	0	0	8
	1	5	52	4	2	271	2	583	87	0	245	0	0	1
	1-	4-	25+	2-	0	33-	10+	189+	53-	12+	129-	0	0	7+
034RU	0	1	52	2	2	117	12	389	0	5	53	0	0	7
	1	1	33	4	2	114	1	193	0	0	39	0	0	1
	1-	0	19+	2-	0	3+	11+	196+	0	5+	14+	0	0	6+
03450	0	0	17	0	0	50	8	200	0	5	19	0	0	0
	0	0	11	0	0	40	0	68	0	0	1	0	0	0
	0	0	6+	0	0	10+	8+	132+	0	5+	18+	0	0	0
0345P	0	1	35	2	2	67	4	189	0	0	34	0	0	7
	1	1	22	4	2	74	1	125	0	0	33	0	0	1
	1-	0	13+	2-	0	7-	3+	64+	0	0	4-	0	0	6+
0342Z	0	0	25	0	0	121	0	383	34	7	63	0	0	1
	0	4	19	0	0	157	1	390	87	0	206	0	0	0
	0	4-	6+	0	0	36-	1-	7-	53-	7+	143-	0	0	1+
03401	0	0	12	0	0	85	0	301	33	7	39	0	0	0
	0	0	4	0	0	106	1	298	87	0	172	0	0	0
	0	0	8+	0	0	21-	1-	3+	54-	7+	133-	0	0	0
03402	0	0	13	0	0	36	0	82	1	0	24	0	0	1
	0	4	15	0	0	51	0	92	0	0	34	0	0	0
	0	4-	2-	0	0	15-	0	10-	1+	0	10-	0	0	1+
035AL	25	9	43	0	7	274	244	793	80	1	399	0	23	31
	28	13	45	0	4	226	164	980	61	0	428	0	19	29
	3-	4-	2-	0	3+	48+	80+	182-	19+	1+	29-	0	4+	2+
035RU	0	0	0	0	0	0	0	0	0	0	0	0	0	0
	0	1	4	0	1	21	2	128	1	0	184	0	0	11
	0	1-	4-	0	1-	21-	2-	128-	1-	0	184-	0	0	11-
03550	0	0	7	0	0	0	0	75	0	0	51	0	0	4
	0	0	2	0	0	0	1	97	1	0	70	0	0	6
	0	0	5+	0	0	0	1-	22-	1-	0	19-	0	0	2-
0355P	0	0	0	0	1	17	0	29	0	0	91	0	0	1
	0	1	2	0	1	21	1	31	0	0	114	0	0	5
	0	1-	2-	0	0	4-	1-	2-	0	0	23-	0	0	4-
0352Z	0	0	7	0	0	1	0	23	0	1	2	0	0	0
	28	12	41	0	3	205	162	852	60	0	244	0	19	18
	28-	12-	34-	0	3-	204-	162-	829-	60-	1+	242-	0	19-	18-
03501	25	9	29	0	6	255	244	671	80	0	255	0	23	26
	28	11	34	0	3	203	161	827	56	0	242	0	19	18
	3-	2-	5-	0	3+	53+	83+	156-	24+	0	13+	0	4+	8+
03502	0	0	0	0	0	0	0	0	0	0	0	0	0	0
	0	0	0	0	0	0	0	0	0	0	0	0	0	0
	0	0	0	0	0	0	0	0	0	0	0	0	0	0
03503	0	0	0	0	0	0	0	2	0	0	0	0	0	0
	0	0	0	0	0	1	0	13	2	0	0	0	0	0
	0	0	0	0	0	1-	0	11-	2-	0	0	0	0	0
03504	0	0	0	0	0	0	0	0	0	0	0	0	0	0
	0	0	0	0	0	0	0	0	0	0	1	0	0	0
	0	0	0	0	0	0	0	0	0	0	1-	0	0	0
03505	0	0	0	0	0	0	0	19	0	0	0	0	0	0
	0	0	0	0	0	1	1	10	0	0	0	0	0	0
	0	0	0	0	0	1-	1-	9+	0	0	0	0	0	0
03506	0	0	7	0	0	1	0	2	0	1	2	0	0	0
	0	1	7	0	0	0	0	2	2	0	1	0	0	0
	0	1-	0	0	0	1+	0	0	2-	1+	1+	0	0	0
03508	0	0	0	0	0	0	0	0	0	0	0	0	0	0
	0	0	0	0	0	0	0	0	0	0	0	0	0	0
	0	0	0	0	0	0	0	0	0	0	0	0	0	0

PART II ARRESTS BY CHARGE AND AGENCY TYPE
JUVENILE ADULTS GRAND TOTAL OTHER ASSAULTS

ARSON FORGERY FRAUD EMBEZZLE STOLEN PROPERTY VANDAL ILLEGAL WEAPON

Table with columns for Agency, Charge (81, 80, CHANGE), and Offense Type (JUVENILE, ADULTS, GRAND TOTAL, OTHER ASSAULTS, ARSON, FORGERY, FRAUD, EMBEZZLE, STOLEN PROPERTY, VANDAL, ILLEGAL WEAPON). Rows include Pendleton Cty, Rural, Sheriff, State Police, Municipal, Franklin PD, Pleasantas Cty, Rural, Sheriff, State Police, Municipal, St Marys PD, Pocahtontas Cty, Rural, Sheriff, State Police, Municipal, Marlinton PD, Preston Cty, Rural, Sheriff, State Police, Municipal, and Kingwood PD.

	COMPL VICE	SEX OFFENSES	NARCOTIC AND DRUG	PART II GAMBLING	ARRESTS BY FAMILY OFFENSES	CHARGE DRIVING UND INFL	AGENCY TYPE LIQUOR LAWS	DRUNK-ENNESS	DISORD CONDUCT	VAGRANCY	OTHER OFFENSES	SUSPICION	CURFEW LOITER	RUN-AWAYS
036AL	0	2	3	0	0	13	0	31	1	0	32	0	0	0
	0	2	7	0	3	10	0	30	0	0	17	0	0	0
	0	0	4-	0	3-	3+	0	1+	1+	0	15+	0	0	0
036RU	0	2	3	0	0	13	0	25	0	0	32	0	0	0
	0	2	7	0	3	9	0	27	0	0	17	0	0	0
	0	0	4-	0	3-	4+	0	2-	0	0	15+	0	0	0
03650	0	0	0	0	0	0	0	0	0	0	13	0	0	0
	0	0	0	0	0	0	0	0	0	0	6	0	0	0
	0	0	0	0	0	0	0	0	0	0	7+	0	0	0
0365P	0	2	3	0	0	13	0	25	0	0	19	0	0	0
	0	2	7	0	3	9	0	27	0	0	11	0	0	0
	0	0	4-	0	3-	4+	0	2-	0	0	8+	0	0	0
0362Z	0	0	0	0	0	0	0	6	1	0	0	0	0	0
	0	0	0	0	0	1	0	3	0	0	0	0	0	0
	0	0	0	0	0	1-	0	3+	1+	0	0	0	0	0
03601	0	0	0	0	0	0	0	6	1	0	0	0	0	0
	0	0	0	0	0	1	0	3	0	0	0	0	0	0
	0	0	0	0	0	1-	0	3+	1+	0	0	0	0	0
037AL	0	5	3	0	16	29	0	103	6	0	52	0	0	3
	0	0	2	1	9	7	0	71	1	0	16	0	0	0
	0	5+	1+	1-	7+	20+	0	32+	5+	0	36+	0	0	3+
037RU	0	2	2	0	16	21	0	58	5	0	48	0	0	0
	0	0	2	1	9	7	0	36	1	0	10	0	0	0
	0	2+	0	1-	7+	14+	0	22+	4+	0	38+	0	0	0
03750	0	1	1	0	15	9	0	20	0	0	28	0	0	0
	0	0	1	0	0	1	0	10	0	0	3	0	0	0
	0	1+	0	0	15+	8+	0	10+	0	0	25+	0	0	0
0375P	0	1	1	0	1	12	0	38	5	0	20	0	0	0
	0	0	1	1	9	6	0	26	1	0	7	0	0	0
	0	1+	0	1-	8-	6+	0	12+	4+	0	13+	0	0	0
0372Z	0	3	1	0	0	8	0	45	1	0	4	0	0	3
	0	0	0	0	0	2	0	35	0	0	6	0	0	0
	0	3+	1+	0	0	6+	0	10+	1+	0	2-	0	0	3+
03701	0	3	1	0	0	8	0	45	1	0	4	0	0	3
	0	0	0	0	0	2	0	35	0	0	6	0	0	0
	0	3+	1+	0	0	6+	0	10+	1-	0	2-	0	0	3+
038AL	0	3	10	0	2	16	0	94	1	0	42	0	0	0
	0	0	1	0	1	16	0	147	1	0	44	0	0	3
	0	3+	9+	0	1+	0	0	53-	0	0	2-	0	0	3-
038RU	0	3	5	0	0	4	0	25	0	0	28	0	0	0
	0	0	1	0	1	10	0	77	0	0	42	0	0	3
	0	3+	4+	0	1-	6-	0	52-	0	0	14-	0	0	3-
03850	0	1	5	0	2	10	0	46	0	0	16	0	0	0
	0	0	0	0	1	9	0	42	0	0	8	0	0	0
	0	1+	5+	0	1+	1+	0	4+	0	0	8+	0	0	0
0385P	0	2	5	0	0	4	0	25	0	0	25	0	0	0
	0	0	1	0	0	1	0	35	0	0	34	0	0	3
	0	2+	4+	0	0	3+	0	10-	0	0	9-	0	0	3-
0382Z	0	0	0	0	0	0	0	0	0	0	0	0	0	0
	0	0	0	0	0	6	0	70	1	0	2	0	0	0
	0	0	0	0	0	6-	0	70-	1-	0	2-	0	0	0
03801	0	0	0	0	0	2	0	23	1	0	1	0	0	0
	0	0	0	0	0	6	0	70	1	0	2	0	0	0
	0	0	0	0	0	4-	0	47-	0	0	1-	0	0	0
039AL	0	0	21	1	9	56	11	244	7	0	141	0	0	5
	0	1	24	0	10	80	6	237	4	0	173	0	0	0
	0	1-	3-	1+	1-	24-	5+	7+	3+	0	32-	0	0	5+
039RU	0	0	14	0	8	32	1	133	4	0	93	0	0	5
	0	1	23	0	10	50	0	138	4	0	165	0	0	0
	0	1-	9-	0	2-	18-	1+	5-	0	0	72-	0	0	5+
03950	0	0	11	0	7	24	0	97	4	0	72	0	0	2
	0	0	19	0	10	40	0	101	4	0	153	0	0	0
	0	0	8-	0	3-	16-	0	4-	0	0	81-	0	0	2+
0395P	0	0	3	0	1	8	1	36	0	0	21	0	0	3
	0	1	4	0	0	10	0	37	0	0	12	0	0	3
	0	1-	1-	0	1+	2-	1+	1-	0	0	9+	0	0	3+
0392Z	0	0	7	1	1	24	10	111	3	0	48	0	0	0
	0	0	1	0	0	30	6	99	0	0	8	0	0	0
	0	0	6+	1+	1+	6-	4+	12+	3+	0	40+	0	0	0
03901	0	0	1	0	0	7	0	47	0	0	0	0	0	0
	0	0	0	0	0	14	0	43	0	0	0	0	0	0
	0	0	1+	0	0	7-	0	4+	0	0	0	0	0	0

PART II ARRESTS BY CHARGE AND AGENCY TYPE
 JUVENILE ADULTS GRAND TOTAL OTHER ASSAULTS ARSON FORGERY FRAUD EMBEZZLE STOLEN PROPERTY VANDAL ILLICIT LEAD

AGENCY	81	JUVENILE	ADULTS	GRAND TOTAL	OTHER ASSAULTS	ARSON	FORGERY	FRAUD	EMBEZZLE	STOLEN PROPERTY	VANDAL	ILLICIT LEAD
TERRA ALTA PD	81	7	126	133	7	0	1	1	0	0	0	4
	80	5	25	30	1	0	0	0	0	3	0	1
CHANGE		2+	101+	103+	6+	0	1+	1+	0	3-	0	3+
ROWLESBURG PD	81	0	10	10	0	0	0	0	0	0	0	0
	80	0	15	15	0	0	0	0	0	0	0	0
CHANGE		0	5-	5-	0	0	0	0	0	0	0	0
MASONTOWN PD	81	1	12	13	0	0	0	0	0	0	0	0
	80	5	7	12	0	0	0	0	0	0	0	0
CHANGE		4-	5+	1+	0	0	0	0	0	0	0	0
NEWBURG PD	81	0	0	0	0	0	0	0	0	0	0	0
	80	0	0	0	0	0	0	0	0	0	0	0
CHANGE		0	0	0	0	0	0	0	0	0	0	0
TUNNELTON PD	81	0	7	7	0	0	0	0	0	0	0	0
	80	0	35	35	0	0	0	0	0	0	0	0
CHANGE		0	28-	28-	0	0	0	0	0	0	0	0

PUTNAM CTY TOTAL	81	52	1149	1201	88	5	4	27	2	9	5	41
	80	91	1100	1191	78	2	14	21	4	9	16	24
CHANGE		39-	49+	10+	10+	3+	10-	6+	2-	0	11-	17+

RURAL	81	14	1065	1079	74	5	4	25	2	6	1	40
	80	14	1007	1021	75	2	14	21	4	9	6	25
CHANGE		0	58+	58+	1-	3+	10-	4+	2-	3-	5-	17+
SHERIFF	81	5	946	951	72	2	3	8	0	5	0	35
	80	1	795	796	55	0	3	2	4	4	5	20
CHANGE		4+	151+	155+	17+	2+	0	6+	4-	1+	5-	18+
STATE POLICE	81	9	119	128	2	3	1	17	2	1	1	2
	80	13	212	225	20	2	11	19	0	5	1	3
CHANGE		4-	93-	97-	18-	1+	10-	2-	2+	4-	0	1-
MUNICIPAL	81	38	84	122	14	0	0	2	0	3	4	1
	80	77	93	170	3	0	0	0	0	0	10	1
CHANGE		39-	9-	48-	11+	0	0	2+	0	3+	6-	0
HURRICANE PD	81	33	53	86	11	0	0	2	0	3	4	1
	80	77	80	157	3	0	0	0	0	0	10	1
CHANGE		44-	27-	71-	8+	0	0	2+	0	3+	6-	0
ELEANOR PD	81	0	6	6	0	0	0	0	0	0	0	0
	80	0	1	1	0	0	0	0	0	0	0	0
CHANGE		0	5+	5+	0	0	0	0	0	0	0	0
POCA PD	81	5	24	29	3	0	0	0	0	0	0	0
	80	0	6	6	0	0	0	0	0	0	0	0
CHANGE		5+	18+	23+	3+	0	0	0	0	0	0	0
BANCROFT PD	81	0	1	1	0	0	0	0	0	0	0	0
	80	0	6	6	0	0	0	0	0	0	0	0
CHANGE		0	5-	5-	0	0	0	0	0	0	0	0

RALEIGH CTY TOTAL	81	208	2135	2343	156	10	37	16	1	3	90	64
	80	166	2769	2935	71	11	29	44	3	13	50	63
CHANGE		42+	634-	592-	85+	1-	8+	28-	2-	10-	40+	1+

RURAL	81	72	1046	1118	73	4	21	8	0	1	17	28
	80	21	1504	1525	61	6	6	42	0	8	9	45
CHANGE		51+	458-	407-	12+	2-	15+	34-	0	7-	8+	17-
SHERIFF	81	38	562	600	7	0	1	1	0	1	6	16
	80	10	974	984	44	3	4	40	0	2	8	34
CHANGE		28+	412-	384-	37-	3-	3-	39-	0	1-	2-	13-
STATE POLICE	81	34	484	518	66	4	20	7	0	0	11	12
	80	11	530	541	17	3	2	2	0	6	1	11
CHANGE		23+	46-	23-	49+	1+	18+	5+	0	6-	10+	1+
MUNICIPAL	81	136	1089	1225	83	6	15	8	1	2	73	36
	80	145	1265	1410	10	5	23	2	3	5	41	12
CHANGE		9-	176-	185-	73+	1+	7-	6+	2-	3-	32+	12+
BECKLEY PD	81	122	868	990	76	2	16	8	1	2	67	26
	80	125	1072	1197	3	5	23	2	3	4	32	16
CHANGE		3-	204-	207-	73+	3-	7-	6+	2-	2-	35+	10+
LESTER PD	81	1	20	21	0	0	0	0	0	0	0	1
	80	1	51	52	2	0	0	0	0	0	0	0
CHANGE		0	31-	31-	2-	0	0	0	0	0	0	1+
MABSCOTT PD	81	7	35	42	2	0	0	0	0	0	1	2
	80	5	33	38	2	0	0	0	0	1	0	2
CHANGE		2+	2+	4+	0	0	0	0	0	1-	1+	0
SOPHIA PD	81	5	137	142	5	2	0	0	0	0	2	7
	80	13	64	77	0	0	0	0	0	0	7	2
CHANGE		8-	73+	65+	5+	2+	0	0	0	0	5-	7+
RHODELL PD	81	1	29	30	0	2	0	0	0	0	3	0
	80	1	45	46	3	0	0	0	0	0	2	0
CHANGE		0	16-	16-	3-	2+	0	0	0	0	1+	0

RANDOLPH CTY TOTAL	81	59	1548	1607	52	8	40	387	2	5	24	32
	80	140	1737	1877	67	1	95	535	5	1	22	85
CHANGE		81-	189-	270-	15-	7+	55-	148-	3-	4+	2+	53-

JAN THRU DEC 81-80

	COML VICE	SEX OFFENSES	PART II NARCOTIC AND DRUG	GAMBLING	ARRESTS BY FAMILY OFFENSES	PAGE 58 CHARGE DRIVING UND INFL	AND LIQUOR LAWS	AGENCY TYPE DRUNK-ENNESS	DISOPD CONDUCT	VAGRANCY	OTHER OFFENSES	SUSPICION	CURFEW LOITER	RUN-AWAYS
03902	0	0	6	1	1	11	0	51	2	0	48	0	0	0
	0	0	1	0	0	3	5	13	0	0	3	0	0	0
	0	0	5+	1+	1+	8+	5-	38+	2+	0	45+	0	0	0
03903	0	0	0	0	0	2	0	8	0	0	0	0	0	0
	0	0	0	0	0	2	0	13	0	0	0	0	0	0
	0	0	0	0	0	0	0	5-	0	0	0	0	0	0
03904	0	0	0	0	0	0	10	2	1	0	0	0	0	0
	0	0	0	0	0	0	1	9	0	0	2	0	0	0
	0	0	0	0	0	0	9+	7-	1+	0	2-	0	0	0
03905	0	0	0	0	0	0	0	0	0	0	0	0	0	0
	0	0	0	0	0	0	0	0	0	0	0	0	0	0
	0	0	0	0	0	0	0	0	0	0	0	0	0	0
03906	0	0	0	0	0	4	0	3	0	0	0	0	0	0
	0	0	0	0	0	11	0	21	0	0	3	0	0	0
	0	0	0	0	0	7-	0	18-	0	0	3-	0	0	0

040AL	0	1	23	0	1	137	2	390	3	0	439	0	17	7
	0	1	26	0	2	151	2	440	13	1	331	0	53	5
	0	0	3-	0	1-	14-	2+	50-	10-	1-	108+	0	36-	2+

040RU	0	1	21	0	1	100	0	360	0	0	437	0	0	2
	0	0	17	0	2	113	0	399	0	0	329	0	0	1
	0	0	4+	0	1-	13-	0	39-	0	0	108+	0	0	1+
040SO	0	1	14	0	1	75	0	301	0	0	431	0	0	0
	0	1	14	0	2	94	0	312	0	0	280	0	0	0
	0	0	0	0	1-	19-	0	11-	0	0	151+	0	0	0
040SP	0	0	7	0	0	25	0	59	0	0	6	0	0	2
	0	0	3	0	0	24	0	87	0	0	49	0	0	1
	0	0	4+	0	0	1+	0	28-	0	0	43-	0	0	1+
040ZZ	0	0	2	0	0	37	2	30	3	0	2	0	17	5
	0	0	9	0	0	33	0	41	13	1	2	0	53	4
	0	0	7-	0	0	4+	2+	11-	10-	1-	0	0	36-	1+
04001	0	0	2	0	0	14	2	21	3	0	2	0	17	4
	0	0	9	0	0	29	0	33	13	1	1	0	53	4
	0	0	7-	0	0	15-	2+	12-	10-	1-	1+	0	36-	0
04003	0	0	0	0	0	4	0	2	0	0	0	0	0	0
	0	0	0	0	0	0	0	1	0	0	0	0	0	0
	0	0	0	0	0	4+	0	1+	0	0	0	0	0	0
04004	0	0	0	0	0	19	0	6	0	0	0	0	0	1
	0	0	0	0	0	2	0	3	0	0	1	0	0	0
	0	0	0	0	0	17+	0	3+	0	0	1-	0	0	1+
04005	0	0	0	0	0	0	0	1	0	0	0	0	0	0
	0	0	0	0	0	2	0	4	0	0	0	0	0	0
	0	0	0	0	0	2-	0	3-	0	0	0	0	0	0

041AL	1	10	109	0	2	250	1	1377	18	0	167	0	0	30
	0	31	113	13	12	312	9	1935	27	1	194	0	0	4
	1+	21-	13-	13-	10-	92-	8-	558-	9-	1-	27-	0	0	26+

041RU	0	1	32	0	2	145	1	670	0	0	85	0	0	30
	0	7	66	1	9	187	1	1010	0	0	66	0	0	1
	0	6-	34-	1-	7-	42-	0	340-	0	0	19+	0	0	29+
041SO	0	0	24	0	0	83	0	427	0	0	7	0	0	27
	0	4	60	1	9	163	0	546	0	0	65	0	0	1
	0	4-	36-	1-	9-	80-	0	119-	0	0	58-	0	0	26+
041SP	0	1	8	0	2	62	1	243	0	0	78	0	0	3
	0	3	6	0	0	24	1	464	0	0	1	0	0	0
	0	2-	2+	0	2+	38+	0	221-	0	0	77+	0	0	3+
041ZZ	1	9	65	0	0	115	0	707	18	0	82	0	0	0
	0	24	47	12	3	125	8	925	27	1	128	0	0	3
	1+	15-	21+	12-	3-	10-	3-	218-	9-	1-	46-	0	0	3-
04101	1	9	56	0	0	85	0	545	15	0	81	0	0	0
	0	24	35	12	1	115	7	757	27	1	127	0	0	0
	1+	15-	12+	12-	1-	30-	7-	212-	12-	1-	46-	0	0	0
04102	0	0	0	0	0	8	0	11	0	0	1	0	0	0
	0	0	0	0	0	3	0	47	0	0	0	0	0	0
	0	0	0	0	0	5+	0	36-	0	0	1+	0	0	0
04103	0	0	0	0	0	0	0	35	2	0	0	0	0	0
	0	0	0	0	2	3	0	24	0	0	1	0	0	3
	0	0	0	0	2-	3-	0	11+	2+	0	1-	0	0	3-
04104	0	0	11	0	0	17	0	97	1	0	0	0	0	0
	0	0	9	0	0	0	0	61	0	0	0	0	0	0
	0	0	2+	0	0	17+	0	36+	1+	0	0	0	0	0
04105	0	0	1	0	0	5	0	17	0	0	0	0	0	0
	0	0	0	0	0	4	1	16	0	0	0	0	0	0
	0	0	1+	0	0	1+	1-	17-	0	0	0	0	0	0

042AL	0	0	8	2	7	94	0	702	30	4	210	0	0	0
	0	4	9	0	8	92	1	763	39	11	174	0	2	3
	0	4-	1-	2+	1-	42+	1-	61-	9-	7-	36+	0	2-	3-

Table with columns for Agency Type (RURAL, SHERIFF, STATE POLICE, MUNICIPAL, ELKINS PD, MILL CREEK PD) and various crime categories. Rows show data for years 81, 80, and CHANGE.

RITCHIE CTY TOTAL 81 80 CHANGE 17 7 10+ 26 48 18+ 103 75 28+ 12 0 12+ 1 1 0 0 1 0 0 1 0 2 1 1 2 41 39 2+

Table with columns for Agency Type (RURAL, SHERIFF, STATE POLICE, MUNICIPAL, HARRISVILLE PD, PENNSBORO PD, CAIRO PD) and various crime categories. Rows show data for years 81, 80, and CHANGE.

ROANE CTY TOTAL 81 80 CHANGE 16 15 1+ 670 1023 418- 686 1103 417- 24 10 14+ 2 4 2- 19 6 13+ 24 6 18+ 0 0 0 1 1+ 16 8 8+ 52 43 9+

Table with columns for Agency Type (RURAL, SHERIFF, STATE POLICE, MUNICIPAL, SPENCER PD) and various crime categories. Rows show data for years 81, 80, and CHANGE.

SUMMERS CTY TOTAL 81 80 CHANGE 32 49 17- 1261 1138 123+ 1293 1187 106+ 62 71 9- 1 0 1+ 0 0 0 15 1 14+ 0 0 0 2 3 1- 13 10 3+ 46 53 7-

Table with columns for Agency Type (RURAL, SHERIFF, STATE POLICE) and various crime categories. Rows show data for years 81, 80, and CHANGE.

	COML VICE	SEX OFFENSES	PART II NARCOTIC AND DRUG	GAMBLING	ARRESTS BY FAMILY OFFENSES	CHAPGE DRIVING UND INFL	62 LIQUOR LAWS	AGENCY TYPE DWUNK-ENLESS	DISORD CONDUCT	VAGRANCY	OTHER OFFENSES	SUSPICION	CUPFEW LOITER	RUN-AWAYS
042RU	0	0	3	2	7	60	0	271	0	0	127	0	0	0
	0	4	8	0	6	29	0	261	0	0	103	0	0	3
	0	4-	5-	2+	1+	31+	0	10+	0	0	24+	0	0	3-
04250	0	0	1	0	7	15	0	147	0	0	64	0	0	0
	0	0	2	0	5	6	0	106	0	0	18	0	0	1
	0	0	1-	0	2+	9+	0	41+	0	0	46+	0	0	1-
0425P	0	0	2	2	0	45	0	124	0	0	63	0	0	0
	0	4	6	0	1	21	0	155	0	0	85	0	0	2
	0	4-	4-	2+	1-	21+	0	11	0	0	11	0	0	2
042ZZ	0	0	5	0	0	34	0	431	30	4	83	0	0	0
	0	0	1	0	2	23	1	502	39	11	71	0	2	0
	0	0	4+	0	2-	11+	1-	71-	9-	7-	12+	0	2-	0
04201	0	0	5	0	0	34	0	416	29	1	82	0	0	0
	0	0	1	0	2	23	1	501	39	11	71	0	2	0
	0	0	4+	0	2-	11+	1-	85-	10-	10-	11+	0	2-	0
04202	0	0	0	0	0	0	0	15	1	3	1	0	0	0
	0	0	0	0	0	0	0	1	0	0	0	0	0	0
	0	0	0	0	0	0	0	14+	1+	3+	1+	0	0	0
043AL	0	0	6	0	3	6	0	19	0	0	8	0	0	2
	0	2-	6+	0	0	4	0	17	2	0	7	0	0	0
	0	0	0	0	3+	2+	0	2+	2-	0	1+	0	0	2+
043RU	0	0	5	0	2	3	0	9	0	0	8	0	0	2
	0	2-	0	0	0	4	0	9	0	0	6	0	0	0
	0	2-	5+	0	2+	1-	0	0	0	0	2+	0	0	2+
04350	0	0	3	0	2	3	0	9	0	0	8	0	0	2
	0	0	0	0	0	1	0	4	0	0	6	0	0	0
	0	0	3+	0	2+	2+	0	5+	0	0	2+	0	0	2+
0435P	0	0	2	0	0	0	0	0	0	0	0	0	0	0
	0	2-	0	0	0	3-	0	5-	0	0	0	0	0	0
	0	2-	2+	0	0	0	0	0	0	0	0	0	0	0
043ZZ	0	0	1	0	1	3	0	10	0	0	0	0	0	0
	0	0	0	0	0	0	0	8	2	0	1	0	0	0
	0	0	1+	0	1+	3+	0	2+	2-	0	1-	0	0	0
04301	0	0	1	0	1	1	0	6	0	0	0	0	0	0
	0	0	0	0	0	0	0	0	0	0	0	0	0	0
	0	0	1+	0	1+	1+	0	6+	0	0	0	0	0	0
04302	0	0	0	0	0	2	0	4	0	0	0	0	0	0
	0	0	0	0	0	0	0	4	0	0	0	0	0	0
	0	0	0	0	0	2+	0	0	0	0	0	0	0	0
04303	0	0	0	0	0	0	0	0	0	0	0	0	0	0
	0	0	0	0	0	0	0	4	2	0	1	0	0	0
	0	0	0	0	0	0	0	4-	2-	0	1-	0	0	0
044AL	0	0	15	0	4	52	0	347	17	0	112	0	0	1
	0	0	9	0	0	91	5	643	25	0	250	0	0	3
	0	0	6+	0	4+	39-	5-	296-	8-	0	138-	0	0	2-
044RU	0	0	12	0	4	42	0	186	0	0	111	0	0	1
	0	0	9	0	0	81	5	437	0	0	249	0	0	3
	0	0	3+	0	4+	39-	5-	251-	0	0	138-	0	0	2-
04450	0	0	11	0	3	23	0	138	0	0	110	0	0	0
	0	0	6	0	0	57	5	347	0	0	213	0	0	2
	0	0	5+	0	3+	34-	5-	209-	0	0	103-	0	0	2-
0445P	0	0	1	0	1	19	0	48	0	0	1	0	0	1
	0	0	0	0	0	24	0	90	0	0	36	0	0	1
	0	0	2-	0	1+	5-	0	42-	0	0	35-	0	0	0
044ZZ	0	0	3	0	0	10	0	161	17	0	1	0	0	0
	0	0	0	0	0	10	0	206	25	0	1	0	0	0
	0	0	3+	0	0	0	0	45-	8-	0	0	0	0	0
04401	0	0	3	0	0	10	0	161	17	0	1	0	0	0
	0	0	0	0	0	10	0	206	25	0	1	0	0	0
	0	0	3+	0	0	0	0	45-	8-	0	0	0	0	0
045AL	0	2	48	0	32	154	3	780	18	0	116	0	0	1
	0	0	23	2	0	127	4	661	0	2	227	0	0	3
	0	2+	25+	2-	32+	27+	1-	119+	18+	2-	111-	0	0	2-
045RU	0	2	23	0	28	55	3	243	2	0	116	0	0	1
	0	0	14	2	0	31	3	154	0	2	227	0	0	3
	0	2+	9+	2-	28+	24+	0	89+	2+	2-	111-	0	0	2-
04550	0	1	3	0	23	13	0	63	2	0	96	0	0	0
	0	0	7	0	0	7	0	65	0	2	191	0	0	0
	0	1+	4-	0	28+	6+	0	2-	2+	2-	95-	0	0	0
0455P	0	1	20	0	0	42	3	180	0	0	20	0	0	1
	0	0	7	2	0	24	3	89	0	0	4	0	0	3
	0	1+	13+	2-	0	18+	0	91+	0	0	16-	0	0	2-

AGENCY	81	80	CHANGE	JUVENILE	ADULTS	CRAND	OTHER	ARSON	FORGERY	FRAUD	EMBEZZLE	STOLEN	VANDAL	ILLICIT
				TOTAL	TOTAL	TOTAL	ASSAULTS					PROPERTY		
MUNICIPAL	81	24	684	708	13	0	0	0	0	0	0	0	2	12
	80	32	610	642	22	0	0	0	0	0	0	0	0	7
CHANGE		8-	74+	66+	9-	0	0	0	0	0	0	0	2+	5+
HINTON PD	81	24	684	708	13	0	0	0	0	0	0	0	2	12
	80	32	610	642	22	0	0	0	0	0	0	0	0	7
CHANGE		8-	74+	66+	9-	0	0	0	0	0	0	0	2+	5+
TAYLOR CTY	81	14	643	657	74	1	1	15	0	3	5	26		
TOTAL	80	13	551	564	92	0	1	43	0	9	9	18		
CHANGE		1+	92+	93+	18-	1+	0	28-	0	6-	4-	8+		
RURAL	81	14	492	506	73	1	1	15	0	3	3	25		
	80	13	418	431	89	0	1	43	0	8	9	16		
CHANGE		1+	74+	75+	16-	1+	0	28-	0	5-	6-	9+		
SHERIFF	81	6	270	276	52	0	1	15	0	2	0	18		
	80	0	186	186	55	0	0	38	0	3	1	12		
CHANGE		6+	84+	90+	17+	0	1+	23-	0	1-	1-	6+		
STATE POLICE	81	8	222	230	21	1	0	0	0	1	3	7		
	80	13	232	245	54	0	1	5	0	5	8	4		
CHANGE		5-	10-	15-	33-	1+	1-	5-	0	4-	5-	3+		
MUNICIPAL	81	0	151	151	1	0	0	0	0	0	0	2		1
	80	0	133	133	3	0	0	0	0	1	0	2		2
CHANGE		0	18+	18+	2-	0	0	0	0	1-	2+	1-		
GRAFTON PD	81	0	151	151	1	0	0	0	0	0	0	2		1
	80	0	123	123	1	0	0	0	0	1	0	1		1
CHANGE		0	28+	28+	0	0	0	0	0	1-	2+	0		0
FLEMINGTON PD	81	0	0	0	0	0	0	0	0	0	0	0		0
	80	0	10	10	2	0	0	0	0	0	0	1		1
CHANGE		0	10-	10-	2-	0	0	0	0	0	0	0		1-
TUCKER CTY	81	18	459	477	50	1	1	103	1	6	2	55		
TOTAL	80	34	555	589	50	2	4	128	1	5	10	56		
CHANGE		16-	96-	112-	0	1-	3-	25-	0	1+	8-	1-		
RURAL	81	6	378	384	49	1	1	103	1	1	2	54		
	80	27	515	542	45	2	4	128	1	5	10	56		
CHANGE		21-	137-	158-	4+	1-	3-	25-	0	4-	8-	2-		
SHERIFF	81	6	230	236	21	0	1	36	0	0	1	53		
	80	11	257	268	7	0	0	37	0	0	5	52		
CHANGE		5-	27-	32-	14+	0	1+	1-	0	0	4-	1+		
STATE POLICE	81	0	148	148	28	1	0	67	1	1	1	1		
	80	16	258	274	38	2	4	91	1	5	5	4		
CHANGE		16-	110-	126-	10-	1-	4-	24-	0	4-	4-	3-		
MUNICIPAL	81	12	81	93	1	0	0	0	0	5	0	1		
	80	7	40	47	5	0	0	0	0	0	0	0		
CHANGE		5+	41+	46+	4-	0	0	0	0	5+	0	1+		
PARSONS PD	81	7	58	65	0	0	0	0	0	3	0	0		
	80	0	0	0	0	0	0	0	0	0	0	0		
CHANGE		7+	58+	65+	0	0	0	0	0	3+	0	0		
THOMAS PD	81	0	0	0	0	0	0	0	0	0	0	0		
	80	0	0	0	0	0	0	0	0	0	0	0		
CHANGE		0	0	0	0	0	0	0	0	0	0	0		
DAVIS PD	81	5	23	28	1	0	0	0	0	2	0	1		
	80	6	24	30	4	0	0	0	0	0	0	0		
CHANGE		1-	1-	2-	3-	0	0	0	0	2+	0	1+		
HAMBLETON PD	81	0	0	0	0	0	0	0	0	0	0	0		
	80	0	0	0	0	0	0	0	0	0	0	0		
CHANGE		0	0	0	0	0	0	0	0	0	0	0		
TYLER CTY	81	72	428	500	28	2	2	3	0	12	28	64		
TOTAL	80	54	581	635	44	4	13	21	0	1	26	84		
CHANGE		18+	153-	135-	16-	2-	11-	18-	0	11+	2+	20-		
RURAL	81	32	241	273	14	1	1	2	0	5	11	61		
	80	38	390	428	23	4	11	21	0	14	14	84		
CHANGE		6-	149-	155-	9-	3-	10-	19-	0	4+	3-	23-		
SHERIFF	81	30	214	244	13	0	1	1	0	5	11	60		
	80	31	302	333	13	4	0	0	0	1	7	83		
CHANGE		1-	88-	89-	0	4-	1+	1+	0	4+	4+	23-		
STATE POLICE	81	2	27	29	1	1	0	1	0	0	0	1		
	80	7	88	95	10	0	11	21	0	0	7	1		
CHANGE		5-	61-	66-	9-	1+	11-	20-	0	0	7-	0		
MUNICIPAL	81	40	187	227	14	1	1	1	0	7	17	3		
	80	16	191	207	21	0	2	0	0	0	12	0		
CHANGE		24+	4-	20+	7-	1+	1-	1+	0	7+	5+	3+		
PADEN CITY PD	81	31	54	85	5	0	1	1	0	4	14	2		
	80	1	16	17	0	0	0	0	0	0	0	0		
CHANGE		30+	38+	68+	5+	0	1+	1+	0	4+	14+	2+		
SISTERSVILLE PD	81	8	121	129	9	0	0	0	0	2	2	0		
	80	13	163	176	21	0	2	0	0	0	10	0		
CHANGE		5-	42-	47-	12-	0	2-	0	0	2+	8-	0		

JAN THRU DEC 81-80

PART II

PAGE 66

	CONL VICE	SEX OFFENSES	HARCOTIC AND DRUG	GAMBLING	APRESTS BY FAMILY OFFENSES	BY CHARGE DRIVING UND INFL	AND LIQUOR LAWS	AGENCY TYPE DRUNK-ENNESS	DISORD CONDUCT	VAGRANCY	OTHER OFFENSES	SUSPICION	CURFEW LOITER	RUN-AWAYS
04522	0	0	25	0	4	99	0	537	16	0	0	0	0	0
	0	0	9	0	0	96	1	507	0	0	0	0	0	0
	0	0	16+	0	4+	3+	1-	30+	16+	0	0	0	0	0
04501	0	0	25	0	4	99	0	537	16	0	0	0	0	0
	0	0	9	0	0	96	1	507	0	0	0	0	0	0
	0	0	16+	0	4+	3+	1-	30+	16+	0	0	0	0	0

046AL	0	0	17	0	14	35	7	251	7	0	200	0	0	1
	0	0	7	0	3	35	2	185	10	0	150	0	0	0
	0	0	10+	0	11+	0	5+	66+	3-	0	50+	0	0	1+

046RU	0	0	9	0	14	30	7	146	0	0	178	0	0	1
	0	0	4	0	3	19	0	96	5	0	138	0	0	0
	0	0	5+	0	11+	11+	7+	50+	5-	0	40+	0	0	1+
04650	0	0	9	0	4	19	1	102	0	0	53	0	0	0
	0	0	1	0	2	15	0	52	5	0	22	0	0	0
	0	0	8+	0	2+	4+	1+	50+	5-	0	31+	0	0	0
0465P	0	0	0	0	10	11	6	44	0	0	125	0	0	1
	0	0	3	0	1	4	0	44	0	0	116	0	0	0
	0	0	3-	0	9+	7+	6+	0	0	0	9+	0	0	1+
0462Z	0	0	8	0	0	5	0	105	7	0	22	0	0	0
	0	0	3	0	0	16	2	89	5	0	12	0	0	0
	0	0	5+	0	0	11-	2-	16+	2+	0	10+	0	0	0
04601	0	0	8	0	0	5	0	105	7	0	22	0	0	0
	0	0	1	0	0	14	2	86	5	0	12	0	0	0
	0	0	7+	0	0	7-	2-	19+	2+	0	10+	0	0	0
04502	0	0	0	0	0	0	0	0	0	0	0	0	0	0
	0	0	2	0	0	2	0	3	0	0	0	0	0	0
	0	0	2-	0	0	2-	0	3-	0	0	0	0	0	0

047AL	0	1	9	0	10	33	6	131	7	0	50	0	1	2
	0	2	35	0	14	58	1	155	4	0	60	0	0	4
	0	1-	25-	0	4-	25-	5+	24-	3+	0	2-	0	1+	2-

047RU	0	1	5	0	10	29	3	76	1	0	47	0	0	0
	0	2	29	0	14	51	0	133	1	0	57	0	0	4
	0	1-	24-	0	4-	22-	3+	57-	0	0	10-	0	0	4-
04750	0	1	3	0	0	21	1	66	1	0	31	0	0	0
	0	1	23	0	0	34	0	22	1	0	29	0	0	0
	0	0	17-	0	0	13-	1+	16-	0	0	2+	0	0	0
0475P	0	0	2	0	10	8	2	10	0	0	16	0	0	0
	0	1	9	0	14	17	0	51	0	0	28	0	0	4
	0	1-	7-	0	4-	9-	2+	41-	0	0	12-	0	0	4-
0472Z	0	0	4	0	0	4	3	55	6	0	11	0	1	2
	0	0	6	0	0	7	1	22	3	0	3	0	0	0
	0	0	2-	0	0	3-	2+	33+	3+	0	8+	0	1+	2+
04701	0	0	2	0	0	2	2	43	2	0	10	0	1	0
	0	0	0	0	0	0	0	0	0	0	0	0	0	0
	0	0	2+	0	0	2+	2+	43+	2+	0	10+	0	1+	0
04702	0	0	0	0	0	0	0	0	0	0	0	0	0	0
	0	0	0	0	0	0	0	0	0	0	0	0	0	0
	0	0	0	0	0	0	0	0	0	0	0	0	0	0
04704	0	0	2	0	0	2	1	12	4	0	1	0	0	2
	0	0	6	0	0	5	1	12	1	0	1	0	0	0
	0	0	4-	0	0	3-	0	0	3+	0	0	0	0	2+
04705	0	0	0	0	0	0	0	0	0	0	0	0	0	0
	0	0	0	0	0	0	0	0	0	0	0	0	0	0
	0	0	0	0	0	0	0	0	0	0	0	0	0	0

048AL	0	2	50	0	8	39	5	154	16	0	74	0	0	13
	1	1	61	1	23	30	2	197	14	0	95	0	7	10
	1-	1+	11-	1-	15-	9+	3+	43-	2+	0	21-	0	7-	3+

048RU	0	2	36	0	7	17	2	52	3	0	54	0	0	5
	1	0	49	1	21	16	2	91	6	0	76	0	0	7
	1-	2+	13-	1-	14-	1+	0	39-	3-	0	22-	0	0	2-
04850	0	1	34	0	7	5	2	49	3	0	49	0	0	3
	1	0	49	1	21	10	2	77	5	0	53	0	0	6
	1-	1+	15-	1-	14-	5-	0	23-	2-	0	4-	0	0	3-
0485P	0	1	2	0	0	12	0	3	0	0	5	0	0	2
	0	0	0	0	0	6	0	14	1	0	23	0	0	1
	0	1+	2+	0	0	6+	0	11-	1-	0	18-	0	0	1+
0482Z	0	0	14	0	1	22	3	102	13	0	20	0	0	8
	0	1	12	0	2	14	0	106	8	0	19	0	7	3
	0	1-	2+	0	1-	8+	3+	4-	5+	0	1+	0	7-	5+
04801	0	0	6	0	1	8	3	21	10	0	2	0	0	7
	0	0	1	0	0	3	0	7	4	0	1	0	0	1
	0	0	5+	0	1+	5+	3+	14+	6+	0	1+	0	0	6+
04802	0	0	6	0	0	13	0	79	1	0	17	0	0	0
	1	1	10	0	2	11	0	91	4	0	16	0	7	1
	0	1-	4-	0	2-	2+	0	12-	3-	0	1+	0	7-	1-

MIDDLEBOURNE PD	81	1	12	13	0	1	0	0	0	1	1	1
	80	2	12	14	0	0	0	0	0	0	2	0
CHANGE	1-	0	0	1-	0	1+	0	0	0	1+	1-	1+
FRIENDLY PD	81	0	0	0	0	0	0	0	0	0	0	0
	80	0	0	0	0	0	0	0	0	0	0	0
CHANGE	0	0	0	0	0	0	0	0	0	0	0	0
*****	*****											
UPSHUR CTY TOTAL	81	33	1561	1594	145	0	7	369	0	1	6	35
	80	29	1207	1236	92	1	0	3	0	2	10	26
CHANGE	4+	354+	353+	53+	1-	7+	366+	0	0	1-	4-	10+
*****	*****											
RURAL	81	25	1349	1374	135	0	7	369	0	1	2	35
	80	14	1012	1026	90	0	0	3	0	0	7	26
CHANGE	11+	337+	348+	48+	0	7+	366+	0	0	1+	5-	9+
SHERIFF	81	18	1144	1162	102	0	0	328	0	0	0	30
	80	4	896	900	64	0	0	0	0	0	0	25
CHANGE	14+	248+	262+	38+	0	0	328+	0	0	0	0	5+
STATE POLICE	81	7	205	212	36	0	7	41	0	1	2	5
	80	10	116	126	26	0	0	3	0	0	7	1
CHANGE	3-	89+	86+	10+	0	7+	38+	0	0	1+	5-	4+
MUNICIPAL	81	8	212	220	7	0	0	0	0	0	4	1
	80	15	195	210	2	1	0	0	0	2	3	0
CHANGE	7-	17+	10+	5+	1-	0	0	0	0	2-	1+	1+
BUCKHANNON PD	81	8	212	220	7	0	0	0	0	0	4	1
	80	15	195	210	2	1	0	0	0	2	3	0
CHANGE	7-	17+	10+	5+	1-	0	0	0	0	2-	1+	1+
*****	*****											
WAYNE CTY TOTAL	81	73	1849	1922	103	7	3	86	1	24	24	79
	80	42	2020	2062	107	3	4	81	6	29	32	87
CHANGE	31+	171-	140-	4-	4+	1-	5+	5-	5-	5-	8-	8-
*****	*****											
RURAL	81	15	1069	1084	97	7	3	86	1	17	18	66
	80	19	954	973	101	3	4	81	6	29	31	76
CHANGE	4-	115+	111+	4-	4+	1-	5+	5-	5-	12-	13-	10-
SHERIFF	81	1	628	629	85	0	3	84	1	4	12	53
	80	5	651	656	83	1	4	78	4	4	30	71
CHANGE	4-	23-	27-	3+	1-	1-	6+	3-	0	0	18-	18-
STATE POLICE	81	14	441	455	11	7	0	2	0	13	6	13
	80	14	303	317	18	2	0	3	2	25	1	5
CHANGE	0	138+	138+	7-	5+	0	1-	2-	0	12-	5+	8+
MUNICIPAL	81	58	780	838	6	0	0	0	0	7	6	13
	80	23	1066	1089	6	0	0	0	0	0	1	11
CHANGE	35+	286-	251-	0	0	0	0	0	0	7+	5+	2+
CEREDO PD	81	1	61	62	0	0	0	0	0	0	0	0
	80	0	76	76	0	0	0	0	0	0	0	0
CHANGE	1+	15-	14-	0	0	0	0	0	0	0	0	0
KENOVA PD	81	54	422	476	0	0	0	0	0	7	6	13
	80	16	588	604	6	0	0	0	0	0	0	11
CHANGE	38+	165-	128-	6-	0	0	0	0	0	7+	6+	2+
WAYNE PD	81	0	109	109	0	0	0	0	0	0	0	0
	80	6	42	45	0	0	0	0	0	0	1	0
CHANGE	6-	67+	61+	0	0	0	0	0	0	0	1-	0
FORT GAY PD	81	3	188	191	6	0	0	0	0	0	0	0
	80	1	360	361	0	0	0	0	0	0	0	0
CHANGE	2+	172-	170-	6+	0	0	0	0	0	0	0	0
*****	*****											
WEBSTER CTY TOTAL	81	17	734	751	55	0	1	76	1	5	34	39
	80	18	399	417	29	0	0	34	0	3	28	34
CHANGE	1-	335+	334+	26+	0	1+	42+	1+	2+	2+	6+	5+
*****	*****											
RURAL	81	14	423	437	55	0	1	76	1	4	33	34
	80	14	301	315	29	0	0	34	0	3	27	31
CHANGE	0	122+	122+	26+	0	1+	42+	1+	1+	1+	6+	3+
SHERIFF	81	7	269	276	43	0	0	63	0	2	20	23
	80	8	146	154	16	0	0	2	0	0	13	19
CHANGE	1-	123+	122+	27+	0	0	61+	0	2+	0	7+	4+
STATE POLICE	81	7	154	161	12	0	1	13	1	2	13	11
	80	6	155	161	13	0	0	32	0	3	14	12
CHANGE	1+	1-	0	1-	0	1+	19-	1+	1-	1-	1-	1-
MUNICIPAL	81	3	311	314	0	0	0	0	0	1	1	5
	80	4	98	102	0	0	0	0	0	0	1	3
CHANGE	1-	213+	212+	0	0	0	0	0	0	1+	0	2+
WEBSTER SPRINGS PD	81	0	197	197	0	0	0	0	0	0	0	1
	80	0	49	49	0	0	0	0	0	0	1	1
CHANGE	0	148+	148+	0	0	0	0	0	0	0	1-	0
COMEN PD	81	2	90	92	0	0	0	0	0	1	0	2
	80	0	22	22	0	0	0	0	0	0	0	0
CHANGE	2+	68+	70+	0	0	0	0	0	0	1+	0	2+
CAMDEN-ON-GAULEY PD	81	1	24	25	0	0	0	0	0	0	1	2
	80	4	27	31	0	0	0	0	0	0	0	2
CHANGE	3-	3-	6-	0	0	0	0	0	0	0	1+	0

JAN THRU DEC 81-80

	CDML VICE	SEX OFFENSES	PART II MARCOTIC AND DRUG	GAMBLING	ARRESTS BY FAMILY OFFENSES	CHARGE DRIVING UND INFL	PAGE AND LIQUOR LAWS	70 AND AGENCY TYPE	DRUNK- ENNESS	DISORD CONDUCT	VAGRANCY	OTHER OFFENSES	SUSPICION	CURFEW LOITER	RUN- AWAYS
04803	0	0	2	0	0	1	0	2	2	0	1	0	0	1	
	0	0	1+	0	0	1+	0	8	0	0	2	0	0	1	
	0	0	0	0	0	0	0	6-	2+	0	1-	0	0	0	
04804	0	0	0	0	0	0	0	0	0	0	0	0	0	0	
	0	0	0	0	0	0	0	0	0	0	0	0	0	0	
	0	0	0	0	0	0	0	0	0	0	0	0	0	0	
049AL	0	3	46	12	0	54	10	259	10	0	622	0	8	6	
	0	1	16	0	1	43	8	258	12	2	759	0	0	2	
	0	2+	30+	12+	1-	11+	2+	1+	2-	2-	137-	0	8+	4+	
049RU	0	3	32	12	0	38	0	136	0	0	587	0	8	6	
	0	1	10	0	1	20	8	121	0	1	736	0	0	2	
	0	2+	22+	12+	1-	18+	8-	15+	0	1-	149-	0	8+	4+	
04950	0	0	25	0	0	25	0	99	0	0	543	0	8	2	
	0	0	3	0	0	7	8	70	0	0	723	0	0	0	
	0	0	22+	0	0	18+	8-	29+	0	0	180-	0	8+	2+	
0495P	0	3	7	12	0	13	0	37	0	0	44	0	0	4	
	0	1	7	0	1	13	0	51	0	1	13	0	0	2	
	0	2+	0	12+	1-	0	0	14-	0	1-	31+	0	0	2+	
049ZZ	0	0	14	0	0	16	10	123	10	0	35	0	0	0	
	0	0	6	0	0	23	0	137	12	1	23	0	0	0	
	0	0	8+	0	0	7-	10+	14-	2-	1-	12+	0	0	0	
04901	0	0	14	0	0	16	10	123	10	0	35	0	0	0	
	0	0	6	0	0	23	0	137	12	1	23	0	0	0	
	0	0	8+	0	0	7-	10+	14-	2-	1-	12+	0	0	0	
050AL	1	3	19	0	60	119	67	1052	64	1	191	0	6	12	
	0	6	65	5	48	106	88	1178	51	5	152	0	0	9	
	1+	3-	46-	5-	12+	13+	21-	126-	13+	4-	39+	0	6+	3+	
050RU	0	3	6	0	59	43	52	508	0	0	118	0	0	0	
	0	4	14	5	46	29	38	435	0	0	69	0	0	2	
	0	1-	8-	5-	13+	14+	14+	73+	0	0	49+	0	0	2-	
05050	0	0	0	0	59	24	2	273	0	0	23	0	0	0	
	0	1	10	0	46	9	33	235	0	0	41	0	0	1	
	0	1-	10-	0	13+	15+	36-	38+	0	0	13-	0	0	1-	
0505P	0	3	6	0	0	19	50	235	0	0	90	0	0	0	
	0	3	4	5	0	20	0	200	0	0	28	0	0	1	
	0	0	2+	5-	0	1-	50+	35+	0	0	62+	0	0	1-	
050ZZ	1	0	13	0	1	76	15	544	64	1	73	0	6	12	
	0	2	51	0	2	77	50	743	51	5	83	0	0	7	
	1+	2-	38-	0	1-	1-	35-	199-	13+	4-	10-	0	6+	5+	
05001	0	0	1	0	0	17	9	29	0	0	6	0	0	0	
	0	1	0	0	0	22	0	52	1	0	0	0	0	0	
	0	1-	1+	0	0	5-	9+	23-	1-	0	6+	0	0	0	
05002	1	0	7	0	1	59	4	274	26	0	60	0	6	12	
	0	1	12	0	2	55	8	398	21	3	81	0	0	4	
	1+	1-	5-	0	1-	4+	4-	124-	5+	5-	21-	0	6+	3+	
05003	0	0	0	0	0	0	2	107	0	0	0	0	0	0	
	0	0	0	0	0	0	2	40	0	0	2	0	0	3	
	0	0	0	0	0	0	0	67+	0	0	2-	0	0	3-	
05004	0	0	5	0	0	0	0	134	38	1	7	0	0	0	
	0	0	39	0	0	0	40	253	29	0	0	0	0	0	
	0	0	34-	0	0	0	40-	119-	9+	1+	7+	0	0	0	
051AL	0	3	48	0	6	55	2	338	9	0	78	0	0	1	
	0	7	22	0	6	30	2	142	4	0	71	0	1	4	
	0	4-	26+	0	0	25+	0	196+	5+	0	7+	0	1-	3-	
051RU	0	3	43	0	6	21	0	89	1	0	69	0	0	1	
	0	7	16	0	6	19	0	72	1	0	66	0	0	4	
	0	4-	27+	0	0	2+	0	17+	0	0	3+	0	0	3-	
05150	0	2	14	0	5	11	0	42	1	0	49	0	0	1	
	0	5	4	0	4	7	0	31	1	0	49	0	0	3	
	0	3-	10+	0	1+	4+	0	11+	0	0	0	0	0	2-	
0515P	0	1	29	0	1	10	0	17	0	0	20	0	0	0	
	0	2	12	0	2	12	0	41	0	0	17	0	0	1	
	0	1-	17+	0	1-	2-	0	6+	0	0	3+	0	0	1-	
051ZZ	0	0	5	0	0	34	2	249	8	0	9	0	0	0	
	0	0	6	0	0	11	2	70	3	0	5	0	1	0	
	0	0	1-	0	0	23+	0	179+	5+	0	4+	0	1-	0	
05101	0	0	1	0	0	13	2	170	1	0	9	0	0	0	
	0	0	2	0	0	8	0	34	2	0	1	0	0	0	
	0	0	1-	0	0	5+	2+	136+	1-	0	8+	0	0	0	
05102	0	0	0	0	0	18	0	71	0	0	0	0	0	0	
	0	0	0	0	0	0	0	22	0	0	0	0	0	0	
	0	0	0	0	0	18+	0	49+	0	0	0	0	0	0	
05103	0	0	4	0	0	3	0	8	7	0	0	0	0	0	
	0	0	4	0	0	3	0	14	1	0	4	0	0	0	
	0	0	0	0	0	0	2-	6-	6+	1	4-	0	1-	0	

PART II
NARCOTIC GAMBLING
AND DPUG

PAGE 74
ARRESTS BY CHARGE
FAMILY DRIVING
OFFENSES UND INFL
LIQUOR LAWS
AND AGENCY TYPE
DRUNK-
ENNESS

DISORD VAGRANCY OTHER SUSPICION CURFEW RUN-
CONDUCT OFFENSES OFFENSES LOITER AWAYS

052AL	0	7	29	0	1	68	5	236	16	0	152	0	4	3
	0	2	11	0	2	45	6	183	3	0	147	0	6	6
	0	5+	18+	0	1-	23+	1-	53+	13+	0	5+	0	2-	3-
052RU	0	3	18	0	1	27	0	69	1	0	107	0	0	0
	0	1	5	0	0	13	0	32	0	0	104	0	0	0
	0	2+	13+	0	1+	14+	0	37+	1+	0	3+	0	0	0
05250	0	2	13	0	0	8	0	36	0	0	74	0	0	0
	0	0	0	0	0	1	0	10	0	0	28	0	0	0
	0	0	1+	0	0	0	0	0	0	0	4+	0	0	0
0525P	0	1	5	0	1	19	0	33	1	0	33	0	0	0
	0	1	5	0	0	12	0	22	0	0	76	0	0	0
	0	0	0	0	1+	7+	0	11+	1+	0	43-	0	0	0
0522Z	0	4	11	0	0	41	5	167	15	0	45	0	4	3
	0	1	6	0	2	32	6	151	3	0	43	0	6	6
	0	3+	5+	0	2-	9+	1-	16+	12+	0	2+	0	2-	3-
05201	0	0	0	0	0	1	0	11	6	0	0	0	0	0
	0	0	0	0	0	0	0	4	1	0	0	0	0	0
	0	0	0	0	0	1+	0	7+	5+	0	0	0	0	0
05202	0	4	11	0	0	40	5	156	9	0	45	0	4	3
	0	1	6	0	2	32	6	141	0	0	41	0	6	3
	0	3+	5+	0	2-	8+	1-	15+	9+	0	4+	0	2-	0
05204	0	0	0	0	0	0	0	0	0	0	0	0	0	0
	0	0	0	0	0	0	0	6-	2-	0	2-	0	0	3-
	0	0	0	0	0	0	0	0	0	0	0	0	0	0
05205	0	0	0	0	0	0	0	0	0	0	0	0	0	0
	0	0	0	0	0	0	0	0	0	0	0	0	0	0
	0	0	0	0	0	0	0	0	0	0	0	0	0	0
05206	0	0	0	0	0	0	0	0	0	0	0	0	0	0
	0	0	0	0	0	0	0	0	0	0	0	0	0	0
	0	0	0	0	0	0	0	0	0	0	0	0	0	0
053AL	0	0	7	0	0	6	3	66	2	0	24	0	0	0
	0	1	4	0	2	10	1	104	0	0	70	0	0	0
	0	1-	3+	0	2-	4-	2+	33-	2+	0	4+	0	0	0
053RU	0	0	7	0	0	6	3	34	0	0	24	0	0	0
	0	1	4	0	2	3	1	56	0	0	20	0	0	0
	0	1-	3+	0	2-	3+	2+	22-	0	0	4+	0	0	0
05350	0	0	6	0	0	0	0	2	0	0	17	0	0	0
	0	0	0	0	0	0	0	3	0	0	10	0	0	0
	0	0	6+	0	0	0	0	1-	0	0	7+	0	0	0
0535P	0	0	1	0	0	6	3	32	0	0	7	0	0	0
	0	1	4	0	2	3	1	53	0	0	10	0	0	0
	0	1-	3-	0	2-	3+	2+	21-	0	0	3-	0	0	0
0532Z	0	0	0	0	0	0	0	32	2	0	0	0	0	0
	0	0	0	0	0	7	0	48	0	0	0	0	0	0
	0	0	0	0	0	7-	0	16-	2+	0	0	0	0	0
05301	0	0	0	0	0	0	0	32	2	0	0	0	0	0
	0	0	0	0	0	7	0	48	0	0	0	0	0	0
	0	0	0	0	0	7-	0	16-	2+	0	0	0	0	0
054AL	2	18	30	9	39	124	6	1507	78	1	708	0	1	10
	5	21	27	9	40	115	8	1850	75	0	529	0	9	34
	3-	3-	3+	0	1-	9+	2-	343-	3+	1+	179+	0	8-	24-
054RU	0	4	21	0	39	61	1	356	41	1	466	0	0	4
	1	6	19	0	39	33	2	345	9	0	331	0	0	23
	1-	2-	2+	0	0	23+	1-	11+	32+	1+	135+	0	0	19-
05450	0	4	6	0	36	7	1	119	40	0	405	0	0	0
	1	2	15	0	39	5	1	175	9	0	299	0	0	12
	1-	2+	9-	0	3-	2+	0	56-	31+	0	106+	0	0	12-
0545P	0	0	15	0	3	54	0	237	1	1	61	0	0	4
	0	4	4	0	0	25	1	170	0	0	32	0	0	11
	0	4-	11+	0	3+	26+	1-	67+	1+	1+	29+	0	0	7-
0542Z	2	14	9	9	0	63	5	1151	37	0	242	0	1	5
	4	15	8	9	1	82	6	1505	66	0	198	0	9	11
	2-	1-	1+	0	1-	19-	1-	354-	29-	0	44+	0	2-	5-
05401	2	9	3	9	0	29	5	1096	34	0	225	0	0	4
	4	11	2	9	0	42	3	1410	64	0	184	0	0	11
	2-	2-	1+	0	0	13-	2+	314-	30-	0	41+	0	0	7-
05402	0	5	1	0	0	34	0	43	1	0	11	0	0	2
	0	4	5	0	1	40	0	79	2	0	7	0	0	0
	0	1+	4-	0	1-	6-	0	36-	1-	0	4+	0	0	2+
05403	0	0	5	0	0	0	0	12	2	0	6	0	1	0
	0	0	1	0	0	0	3	16	0	0	7	0	0	0
	0	0	4+	0	0	0	3-	4-	2+	0	1-	0	8-	0
055AL	0	0	19	0	0	126	1	952	20	0	265	0	0	0
	0	0	34	17	1	83	0	714	4	0	375	0	1	0
	0	0	15-	17-	1-	43+	1+	248+	16+	0	15-	0	1-	0

	RURAL	81	10	748	758	3	0	12	0	0	6	0	18
		80	21	321	342	10	0	2	0	0	4	1	15
	CHANGE	11-	73-	84-		7-	0	10+	0	0	2+	1-	5+
	SHERIFF	81	0	644	644	0	0	0	0	0	0	0	15
		80	6	610	615	0	0	0	0	0	0	0	11
	CHANGE	6-	34+	28+		0	0	0	0	0	0	0	4+
	STATE POLICE	81	10	104	114	3	0	12	0	0	6	0	3
		80	15	211	226	10	0	2	0	0	4	1	5
	CHANGE	5-	107-	112-		7-	0	10+	0	0	2+	1-	1-
	MUNICIPAL	81	37	698	735	37	0	0	0	0	5	7	9
		80	19	437	456	5	0	0	0	0	0	2	7
	CHANGE	18+	261+	279+		32+	0	0	0	0	5+	5+	2+
	MULLENS PD	81	20	85	108	2	0	0	0	0	5	0	1
		80	15	92	107	1	0	0	0	0	0	0	1
	CHANGE	5+	4-	1+		1+	0	0	0	0	5+	0	0
	PINEVILLE PD	81	2	372	374	0	0	0	0	0	0	0	2
		80	0	120	120	0	0	0	0	0	0	0	0
	CHANGE	2+	252+	254+		0	0	0	0	0	0	0	2+
	OCEANA PD	81	15	238	253	35	0	0	0	0	0	7	6
		80	4	225	229	4	0	0	0	0	0	2	6
	CHANGE	11+	13+	24+		31+	0	0	0	0	0	5+	0

JAN THRU DEC 81-80

PART II

PAGE 7A

	COML VICE	SEX OFFENSES	NARCOIC AND DRUG	GAMBLING	FAMILY OFFENSES	ARRESTS BY CHARGE UND INFL	DRIVING LIQUOR LAWS	AGENCY TYPE DRUNK-ENNESS	DISORD CONDUCT	VAGRANCY	OTHER OFFENSES	SUSPICION	CURFEW LOITER	RUN-AWAYS
055RU	0	0	6	0	0	84	1	399	0	0	229	0	0	0
	0	0	14	17	1	58	0	368	0	0	352	0	0	0
	0	0	8-	17-	1-	26+	1+	31+	0	0	123-	0	0	0
05550	0	0	0	0	0	62	0	347	0	0	220	0	0	0
	0	0	3	0	0	56	0	312	0	0	234	0	0	0
	0	0	3-	0	0	6+	0	35+	0	0	14-	0	0	0
0555P	0	0	6	0	0	22	1	52	0	0	9	0	0	0
	0	0	11	17	1	2	0	56	0	0	118	0	0	0
	0	0	5-	17-	1-	20+	1+	4-	0	0	109-	0	0	0
0552Z	0	0	13	0	0	42	0	563	20	0	39	0	0	0
	0	0	20	0	0	25	0	346	4	0	46	0	1	0
	0	0	7-	0	0	17+	0	217+	16+	0	7-	0	1-	0
05501	0	0	0	0	0	7	0	70	7	0	16	0	0	0
	0	0	0	0	0	14	0	79	1	0	10	0	1	0
	0	0	0	0	0	7-	0	9-	6+	0	6+	0	1-	0
05502	0	0	0	0	0	7	0	354	2	0	9	0	0	0
	0	0	3	0	0	1	0	116	0	0	0	0	0	0
	0	0	3-	0	0	6+	0	238+	2+	0	9+	0	0	0
05503	0	0	13	0	0	28	0	139	11	0	14	0	0	0
	0	0	17	0	0	10	0	151	3	0	36	0	0	0
	0	0	4-	0	0	18+	0	12-	8+	0	22-	0	0	0

D. N. R.
Department of Natural Resources

DEPARTMENT OF NATURAL RESOURCES DISTRICT 1

Arrests By Age Persons Under 18 Years of Age

January-December 1961, 1960

F DIST. 1
AGENCY IDENTIFIER

WEST VIRGINIA
AGE, SEX, RACE, AND ETHNIC ORIGIN OF PERSONS ARRESTED, under 18 years of age
(INCLUDE THOSE RELEASED WITHOUT HAVING BEEN FORMALLY CHARGED)

CLASSIFICATION OF OFFENSES	SEX	AGE						Total Under 18	RACE			ETHNIC ORIGIN					
		Under 10	10-12	13-14	15	16	17		White	Black	Other	Hispanic	Not Hispanic				
Murder	01A	Male															
		Female															
Manlaughter	01B	Male															
		Female															
Forcible Rape	02	Male															
		Female															
Robbery	03	Male															
		Female															
Felony Assault	04	Male															
		Female															
Burglary	06	Male															
Breaking and Entering		Female															
Larceny Theft (Except Motor Vehicle Theft)	06	Male															
		Female															
Motor Vehicle Theft	07	Male															
		Female															
Other Assaults	08	Male															
		Female															
Arson	09	Male															
		Female															
Forgery and Counterfeiting	10	Male															
		Female															
Fraud	11	Male															
		Female															
Embezzlement	12	Male															
		Female															
Stolen Property, Buying, Receiving, Possessing	13	Male															
		Female															
Vandalism	14	Male															
		Female															
Weapons, Carrying, Possessing, etc	15	Male			1	1	3	11	16	16							16
		Female															
Prostitution and Commercialized Vice	16	Male															
		Female															
Sex Offenses (Except Forcible Rape and Prostitution)	17	Male															
		Female															
Drug Abuse Violations	18	Male															
		Female															
(1) Sale/Manufacturing	180	Male															
		Female															
Opium or Cocaine and their Derivatives (Morphine, Heroin, Codeine)	a	Male															
		Female															
Marijuana	b	Male															
		Female															
Synthetic Narcotics-Manufactured Narcotics Which Can Cause True Drug Addiction (Demoral, Methadone)	c	Male															
		Female															
Other Dangerous Non-Narcotic Drugs (Barbiturates, Benzodrine)	d	Male															
		Female															
(2) Possession	185	Male															
		Female															
Opium or Cocaine and Their Derivatives (Morphine, Heroin, Codeine)	e	Male															
		Female															
Marijuana	f	Male															
		Female															
Synthetic Narcotics-Manufactured Narcotics Which Can Cause True Drug Addiction (Demoral, Methadone)	g	Male															
		Female															
Other Dangerous Non-Narcotic Drugs (Barbiturates, Benzodrine)	h	Male															
		Female															
Gambling	19	Male															
		Female															
Bookmaking (Horse and Sport Book)	19A	Male															
		Female															
Numbers and Lottery	19B	Male															
		Female															
All Other Gambling	19C	Male															
		Female															
Offenses Against Family and Children	20	Male															
		Female															
Driving Under The Influence	21	Male															
		Female															
Liquor Laws	22	Male															
		Female															
Drunkennes	23	Male															
		Female															
Disorderly Conduct	24	Male															
		Female															
Vagrancy	25	Male															
		Female															
All Other Offenses (Except Traffic)	26	Male															
		Female															
Suspicion Not Reported in WVA	27	Male															
		Female															
Curfew and Loitering Law Violations	28	Male															
		Female															
Run Aways	29	Male															
		Female															
GRAND TOTAL						1	1	3	11	16	16						16

DEPARTMENT OF NATURAL RESOURCES DISTRICT 3

Arrests By Age Persons Under 18 Years of Age

January-December 1981, 1980

F **Dist. 3**
AGENCY IDENTIFIER

WEST VIRGINIA
AGE, SEX, RACE, AND ETHNIC ORIGIN OF PERSONS ARRESTED, under 18 years of age
(INCLUDE THOSE RELEASED WITHOUT HAVING BEEN FORMALLY CHARGED)

CLASSIFICATION OF OFFENSES	SEX	AGE						Total Under 18	RACE			ETHNIC ORIGIN		
		Under 10	10-12	13-14	15	16	17		White	Black	Other	Hispanic	Not Hispanic	
Murder	01A Male													
	Female													
Manslaughter	01B Male													
	Female													
Forcible Rape	02 Male													
	Female													
Robbery	03 Male													
	Female													
Felony Assault	04 Male													
	Female													
Burglary	05 Male													
Breaking and Entering	Female													
Larceny Theft (Except Motor Vehicle Theft)	06 Male													
	Female													
Motor Vehicle Theft	07 Male													
	Female													
Other Assaults	08 Male													
	Female													
Arson	09 Male													
	Female													
Forgery and Counterfeiting	10 Male													
	Female													
Fraud	11 Male													
	Female													
Embezzlement	12 Male													
	Female													
Stolen Property - Buying, Receiving, Possessing	13 Male													
	Female													
Vandalism	14 Male													
	Female													
Weapons, Carrying, Possessing, etc.	15 Male			1			4	2	7	7				7
	Female													
Prostitution and Commercialized Vice	16 Male													
	Female													
Sex Offenses (Except Forcible Rape and Prostitution)	17 Male													
	Female													
Drug Abuse Violations	TOTAL 18 Male													
	Female													
(1) Sale/Manufacturing	180 Male													
	Female													
Opium or Cocaine and their Derivatives (Morphine, Heroin, Codeine)	a Male													
	Female													
Marjuana	b Male													
	Female													
Synthetic Narcotics-Manufactured Narcotics Which Can Cause True Drug Addiction (Demerol, Methadone)	c Male													
	Female													
Other Dangerous Non-Narcotic Drugs (Barbiturates, Benzodrine)	d Male													
	Female													
(2) Possession	185 Male													
	Female													
Opium or Cocaine and Their Derivatives (Morphine, Heroin, Codeine)	e Male													
	Female													
Marjuana	f Male													
	Female													
Synthetic Narcotics-Manufactured Narcotics Which Can Cause True Drug Addiction (Demerol, Methadone)	g Male													
	Female													
Other Dangerous Non-Narcotic Drugs (Barbiturates, Benzodrine)	h Male													
	Female													
Gambling	TOTAL 19 Male													
	Female													
Bookmaking (Horse and Sport Book)	19A Male													
	Female													
Numbers and Lottery	19B Male													
	Female													
All Other Gambling	19C Male													
	Female													
Offenses Against Family and Children	20 Male													
	Female													
Driving Under The Influence	21 Male													
	Female													
Liquor Laws	22 Male													
	Female													
Drunkenness	23 Male													
	Female													
Disorderly Conduct	24 Male													
	Female													
Vagrancy	25 Male													
	Female													
All Other Offenses (Except Traffic)	26 Male													1
	Female													
Suspicion Not Reported in WVA	27 Male													
	Female													
Customs and Importation Violations	28 Male													
	Female													
Run Aways	29 Male													
	Female													
GRAND TOTAL				1	1	4	3	9	9					9

DEPARTMENT OF NATURAL RESOURCES
DISTRICT 4

Arrests By Age
Persons Under 18 Years of Age

January-December 1981, 1980



WEST VIRGINIA
AGE, SEX, RACE, AND ETHNIC ORIGIN OF PERSONS ARRESTED, under 18 years of age
(INCLUDE THOSE RELEASED WITHOUT HAVING BEEN FORMALLY CHARGED)

CLASSIFICATION OF OFFENSES	SEX	AGE							Total Under 18	RACE				ETHNIC ORIGIN				
		Under 10	10-12	13-14	15	16	17	White		Black	Other Race	Hispanic	Not Hispanic					
													White	Black	Other Race	Hispanic	Not Hispanic	
Murder	01A Male																	
	Female																	
Man-Slaughter	01B Male																	
	Female																	
Forcible Rape	02 Male																	
	Female																	
Robbery	03 Male																	
	Female																	
Felony Assault	04 Male																	
	Female																	
Burglary	05 Male																	
Breaking and Entering	Female																	
Larceny Theft (Except Motor Vehicle Theft)	06 Male																	
	Female																	
Motor Vehicle Theft	07 Male																	
	Female																	
Other Assaults	08 Male																	
	Female																	
Arson	09 Male																	
	Female																	
Forgery and Counterfeiting	10 Male																	
	Female																	
Fraud	11 Male																	
	Female																	
Embezzlement	12 Male																	
	Female																	
Stolen Property, Buying, Receiving, Possessing	13 Male																	
	Female																	
Vandalism	14 Male																	
	Female																	
Weapons, Carrying, Possessing, etc	15 Male			1	2	5	5	13	13									13
	Female																	
Prostitution and Commercialized Vice	16 Male																	
	Female																	
Sex Offenses (Except Forcible Rape and Prostitution)	17 Male																	
	Female																	
Drug Abuse Violations	18 Male																	
	Female																	
(1) Sale/Manufacturing	180 Male																	
	Female																	
Subtotal																		
Opium or Cocaine and their Derivatives (Morphine, Heroin, Codeine)	a Male																	
	Female																	
Marjuana	b Male																	
	Female																	
Synthetic Narcotics-Manufactured Narcotics Which Can Cause True Drug Addiction (Demerol, Methadone)	c Male																	
	Female																	
Other Dangerous Non-Narcotic Drugs (Barbiturates, Benzodrine)	d Male																	
	Female																	
(2) Possession	e Male																	
	Female																	
Subtotal	185 Female																	
Opium or Cocaine and their Derivatives (Morphine, Heroin, Codeine)	e Male																	
	Female																	
Marjuana	f Male																	
	Female																	
Synthetic Narcotics-Manufactured Narcotics Which Can Cause True Drug Addiction (Demerol, Methadone)	g Male																	
	Female																	
Other Dangerous Non Narcotic Drugs (Barbiturates, Benzodrine)	h Male																	
	Female																	
Gambling	19 Male																	
	Female																	
Bookmaking (Horse and Sport Book)	19A Male																	
	Female																	
Numbers and Lottery	19B Male																	
	Female																	
All Other Gambling	19C Male																	
	Female																	
Offenses Against Family and Children	20 Male																	
	Female																	
Driving Under The Influence	21 Male																	
	Female																	
Liquor Laws	22 Male																	
	Female																	
Drunkness	23 Male																	
	Female																	
Disorderly Conduct	24 Male																	
	Female																	
Vagrancy	25 Male																	
	Female																	
All Other Offenses (Except Traffic)	26 Male																	
	Female																	
Suspicion Not Reported in WVA	27 Male																	
	Female																	
Curfew and Loitering Law Violations	28 Male																	
	Female																	
Run Aways	29 Male																	
	Female																	
GRAND TOTAL				1	2	5	6	14	14									14

DEPARTMENT OF NATIONAL RESOURCES
DISTRICT 6

Arrests By Age
Persons Under 18 Years of Age

January-December 1961, 1960

F DIST. 6
AGENCY IDENTIFIER

WEST VIRGINIA
AGE, SEX, RACE, AND ETHNIC ORIGIN OF PERSONS ARRESTED, under 18 years of age
(INCLUDE THOSE RELEASED WITHOUT HAVING BEEN FORMALLY CHARGED)

CLASSIFICATION OF OFFENSES	SEX	AGE							Total Under 18	RACE				ETHNIC ORIGIN			
		Under 10	10 12	13 14	15	16	17	White		Black	Other	Hispanic	Not Hispanic				
		18	19	20	21	22	23	24		25	26	27	28				
Murder	01A Male																
	Female																
Manlaughter	01B Male																
	Female																
Forcible Rape	02 Male																
	Female																
Robbery	03 Male																
	Female																
Felony Assault	04 Male																
	Female																
Burglary Breaking and Entering	05 Male																
	Female																
Larceny Theft (Except Motor Vehicle Theft)	06 Male																
	Female																
Motor Vehicle Theft	07 Male																
	Female																
Other Assaults	08 Male																
	Female																
Arson	09 Male																
	Female																
Forgery and Counterfeiting	10 Male																
	Female																
Fraud	11 Male																
	Female																
Embezzlement	12 Male																
	Female																
Stolen Property Buying, Receiving, Possessing	13 Male																
	Female																
Vandalism	14 Male																
	Female																
Weapons Carrying, Possessing, etc	15 Male			1	6	7	9	23	23								23
	Female																
Prostitution and Commercialized Vice	16 Male																
	Female																
Sex Offenses (Except Forcible Rape and Prostitution)	17 Male																
	Female																
Drug Abuse Violations	18 Male																
	Female																
(1) Sale/Manufacturing	180 Male																
	Female																
Subtotal	180																
Opium or Cocaine and their Derivatives (Morphine, Heroin, Codeine)	a Male																
	Female																
Marjuana	b Male																
	Female																
Synthetic Narcotics-Manufactured Narcotics Which Can Cause True Drug Addiction (Demerol, Methadone)	c Male																
	Female																
Other - Dangerous Non-Narcotic Drugs (Barbiturates, Benzodrine)	d Male																
	Female																
(2) Possession	185 Male																
	Female																
Subtotal	185																
Opium or Cocaine and Their Derivatives (Morphine, Heroin, Codeine)	e Male																
	Female																
Marjuana	f Male																
	Female																
Synthetic Narcotics-Manufactured Narcotics Which Can Cause True Drug Addiction (Demerol, Methadone)	g Male																
	Female																
Other - Dangerous Non-Narcotic Drugs (Barbiturates, Benzodrine)	h Male																
	Female																
Gambling	19 Male																
	Female																
Bookmaking (Horse and Sport Book)	19A Male																
	Female																
Numbers and Lottery	19B Male																
	Female																
All Other Gambling	19C Male																
	Female																
Offenses Against Family and Children	20 Male																
	Female																
Driving Under The Influence	21 Male																
	Female																
Liquor Laws	22 Male																
	Female																
Drunkenness	23 Male																
	Female																
Disorderly Conduct	24 Male																
	Female																
Vagrancy	25 Male																
	Female																
All Other Offenses (Except Traffic)	26 Male				2	2	3	7	7								7
	Female																
Suspicion Not Reported in WVA	27 Male																
	Female																
Curfew and Loitering Law Violations	28 Male																
	Female																
Run Aways	29 Male																
	Female																
GRAND TOTAL					1	8	9	13	31	31							31

Arson

Arson 1981

The offense of arson is defined by the National Uniform Crime Reporting (UCR) Program to include any willful or malicious burning or attempts to burn, with or without intent to defraud, a dwelling house, public building, motor vehicle or aircraft, personal property of another, etc.

Early in 1979, in accordance with the FBI-UCR Program, the West Virginia UCR Program began collecting arson data submitted by the UCR contributing agencies. During 1981, there were 735 actual Arson offenses reported with an estimated damage to property of \$6,483,247. 172 of the arsons, or 23.4 percent, were cleared.

Structural Arson

Structural arson includes the following categories:

- A. Single Occupancy Residential:
Houses, Townhouses, Duplexes, etc.
- B. Other Residential:
Apartments, Tenements, Flats, Hotels, Motels, Inns, Dormitories, Boarding Houses, etc.
- C. Storage: Barns, Garages, Warehouses, etc.
- D. Industrial/Manufacturing
- E. Other Commerical: Stores, Restaurants, Offices, etc.
- F. Community/Public:
Churches, Jails, Schools, Colleges, Hospitals, etc.
- G. All Other Structure:
Out Buildings, Monuments, Buildings Under Construction, etc.

There were 389 Structural Arsons for an estimated property damage of \$5,403,732. 110 of the structural arsons, or 28.3 percent, were cleared. Within the structural category, Single Occupancy Residential had the greatest number of arsons - 178, or 45.8 percent. Community/public structures had the greatest amount of property damage, \$1,864,020.

Mobile Arson

Mobile Arson includes the categories:

- H. Motor Vehicles:
Automobiles, Trucks, Buses, Motorcycles, etc.: UCR Definition.
- I. Other Mobile Property:
Trailers, Recreational Vehicles, Airplanes, Boats, etc.

There were 288 Mobile Arsons for an estimated property damage of \$992,743. 51 of the mobile arsons, or 17.7 percent, were cleared. Motor Vehicles had the greatest number of arsons - 262, or 91.0 percent, for an estimated property damage of \$853,063.

Other Arson

Other Arson includes the category:

- J. Total Other:
Crops, Timber, Fences, Signs, etc.

In 1981, there were 58 other arsons for an estimated property damage of \$86,772.

MONTHLY RETURN OF ARSON OFFENSES KNOWN TO LAW ENFORCEMENT

This report is authorized by law Title 28, Section 534, United States Code, and the enactment of the fiscal year 1970, Department of Justice Authorization Bill S. 3151. Where you are not required to respond, your cooperation in using this form to report all incidents of arson which become known to your department during the month will assist the FBI in compiling comprehensive, accurate data on a timely basis. Instructions appear on reverse side.

January - December, 1981

1 PROPERTY CLASSIFICATION	2 Offenses Reported or Known to Police (Include Unfounded and Attempts)	3 Unfounded, i. e. False or Baseless Complaints	4 Number of Actual Offenses (Column 2 Minus Column 3 Include Attempts)	5 Total Offenses Cleared by Arrest or Exceptional Means (Include Column 6)	6 Number of Clearances Involving Only Persons Under 18 Years of Age	7 Offenses Where Structures Uninhabited, Abandoned, or not Normally in Use	8 Estimated Value of Property Damage
A. Single Occupancy Residential: Houses, Townhouses, Duplexes, etc.	197	19	178	54	13	49	\$ 1,826,452
B. Other Residential: Apartments, Tenements, Flats, Hotels, Motels, Inns, Dormitories, Boarding Houses, etc.	38	3	35	12	3	2	\$ 232,380
C. Storage: Barns, Garages, Warehouses, etc.	50		50	13	3	6	\$ 295,000
D. Industrial/Manufacturing	3		3			1	\$ 12,300
E. Other Commercial: Stores, Restaurants, Offices, etc.	61	2	59	15	1	4	\$ 1,111,455
F. Community/Public: Churches, Jails, Schools, Colleges, Hospitals, etc.	40	1	39	15	4	1	\$ 1,864,020
G. All Other Structure: Out Buildings, Monuments, Buildings Under Construction, etc.	25		25	1		4	\$ 62,125
TOTAL STRUCTURE	414	25	389	110	24	67	\$ 5,403,732
H. Motor Vehicles: Automobiles, Trucks, Buses, Motorcycles, etc.: UCR Definition	263	1	262	48	10		\$ 853,063
I. Other Mobile Property: Trailers, Recreational Vehicles, Airplanes, Boats, etc.	26		26	3			\$ 139,680
TOTAL MOBILE	289	1	288	51	10		\$ 992,743
J. TOTAL OTHER Crops, Timber, Factories, Signs, etc.	58		58	11	4		\$ 86,772
GRAND TOTAL	761	26	735	172	38	67	\$ 6,483,247

Agency Identifier _____ Month _____ State _____

Agency _____

Prepared by _____

Chief, Commissioner, Sheriff, or Superintendent _____

DO NOT WRITE HERE	Recorded	
	Edited	
	Entered	
	Adjusted	
	Corres.	

DOMESTIC VIOLENCE

Domestic Violence

The increasing number of abuse between family members prompted the enactment of House Bill 802. This bill mandated the collection of domestic violence. Information on spouses, persons living as spouses, persons who formerly resided as spouses, parents, children and stepchildren, or other persons related by blood or marriage is collected.

Abuse: The occurrence of one or more of the following acts between family or household members who reside together or who formerly resided together.

1. Attempting to cause or intentionally, knowingly or recklessly causing bodily injury with or without a dangerous or deadly weapon.
2. Placing by physical menace another in fear or imminent serious bodily injury.
3. Sexually abusing a person under the age of 18 years.

The following information on Domestic Violence is in compliance with House Bill 802. Collecting the information on Domestic Violence began on July 1, 1981. Since this is a new project, no final conclusion should be made in regards to any statistics gathered herein. This information only covers the period of July 1, 1981 through December 31, 1981.

Law enforcement agencies reported they received a total of 1065 complaints on Domestic Violence. They investigated 869 (81.6%) of these complaints. Of the **complainants who were victims**, 106 (12.6%) were male, 733 (87.4%) female, and 289 (34.4%) of them had filed a previous complaint. Simple Assault (139) was the only extent of abuse for **repeated victims**. Protection Orders were violated in 16 (1.5%) cases.

Victim
 808 Females (83.4%)
 161 Males (16.6%)

Offender
 117 Females (12.3%)
 838 Males (87.7%)

Weapons Used
 Hands/Fists- 589 (81.0%)
 Guns- 58 (8.0%)
 Clubs- 42 (5.8%)
 Knives- 38 (5.2%)

Extent of Abuse
 Simple Assault- 564 (67.2%)
 Felonious Assault- 66 (7.9%)
 Homicide- 11 (1.3%)
 Other- 198 (23.6%)

Action Taken On Total Complaints
 Arrest- 218 (20.5%)
 Referred- 390 (36.6%)
 Other- 400 (37.6%)

The average abuser age was 28, while the youngest was 12 and the oldest was 70.
 The average victim age was 25, while the youngest was under a year old, and the oldest was 76.

The average response time was 14.05591 minutes.

Relationships Victim To Offender

Wife	555 (57.0%)	Ex-Husband	4 (.4%)
Husband	68 (7.0%)	Ex-Common-Law-Wife	3 (.3%)
Ex-Wife	64 (6.6%)	Grandfather	3 (.3%)
Mother	61 (6.3%)	Grandmother	3 (.3%)
Daughter	37 (3.8%)	Other Family	2 (.2%)
In-Law	32 (3.3%)	Cousin	2 (.2%)
Sister	27 (2.8%)	Common-Law-Husband	1 (.1%)
Son	27 (2.8%)	Granddaughter	1 (.1%)
Father	23 (2.4%)	Nephew	1 (.1%)
Brother	21 (2.1%)	Step-Father	1 (.1%)
Common-Law-Wife	20 (2.1%)	Step-Mother	1 (.1%)
Step-Daughter	7 (.7%)	Uncle	1 (.1%)
Niece	4 (.4%)	Aunt	1 (.1%)
Step-Sister	4 (.4%)		

Day of Week		Month	
Monday	149 (14.0%)	July	243 (22.8%)
Tuesday	139 (13.1%)	August	226 (21.2%)
Wednesday	133 (12.5%)	September	158 (14.8%)
Thursday	154 (14.5%)	October	170 (16.0%)
Friday	161 (15.1%)	November	132 (12.4%)
Saturday	173 (16.2%)	December	135 (12.7%)
Sunday	156 (14.6%)		

House Bill 802 required that the West Virginia Department of Welfare should report to the Department of Public Safety instances of child abuse not otherwise reported to any other law-enforcement agency.

REFERRALS OF SUSPECTED CHILD ABUSE AND NEGLECT JULY THROUGH DECEMBER, 1981

Total Cleared	4,268
Reported As Child Abuse	1,312 (30.7%)
Substantiated As Child Abuse	465 (10.9%)

	MONTH SUB*	MONTH UNSUB*	PENDING SUB	PENDING UNSUB	TOTAL SUB	TOTAL UNSUB	TOTAL	TOTAL REFERRALS CLEARED
JULY	47	126	13	44	60	170	230	756
AUG	62	99	23	63	85	162	247	881
SEPT	71	105	15	40	86	145	231	758
OCT	75	86	16	41	91	127	218	654
NOV	61	94	17	42	78	136	214	703
DEC	52	66	13	41	65	107	172	516
JULY THRU DEC	368	576	97	271	465	847	1312	4268

*Substantiated

**Unsubstantiated

Of 4268 Total Referrals Cleared, 1312 (30.7%) were reported as child abuse originally. 465 (35.4%) of 1312 were cleared as child abuse.

DOMESTIC VIOLENCE
JUL THRU DEC 1981

AGENCY ID	TOTAL COMPL	TOTAL INVEST	***COMPLAINANT INFO***		PRIOR COMPL	***EXTENT OF ABUSE***			***ABUSE EXTENT BY REPEAT***			**ACTION TAKEN**		PROT VIOL	
			MALE	FEMALE		*SIM	FEL	ASS	HOMICIDE	OTH	*SIM	FEL	ASS		HOMICIDE
SP Berkeley	8	2	1	7	5	2	2	2	1	2	2	2	1	4	1
SP Berkeley Springs	4	3		4	4		3					3			
SP Buckhannon	2	5	1	2	2	7	6	2	2		2	2	14	5	
SP Charles Town	23	1	3	22	15	4	4	1	1	1	1	7	2	2	
SP Glasgow	19	1	1	16	1	1	3	2	1	1	2	2	7	2	
SP Bridgeport	2	1	1	2	1	1	2	2	1	1	1	1	1	2	
SP Clay	3	1	2	2	1	1	1	1	1	1	1	1	1	7	
SP Elizabeth	5	9	1	9	9	1	8	1	1		1	1	1	1	
SP Elkins	11	2		2	2	1	1								
SP Franklin	1	1	1	1	2	1	1								
SP Glenville	1	1	1	1	2	1	1								
SP Grantsville	1	1	1	1	2	1	1								
SP Hamlin	3	2	1	3	3	1	5								
SP Harrisville	4	1	5	4	5	1	2								
SP Huntington	10	1	1	5	5	3	1								
SP Keyser	7	4	1	6	5	1	2								
SP Kingwood	2	1	2	2	2	1	1								
SP Logan	5	1	2	1	2	1	1								
SP Madison	1	2	1	1	1	1	1								
SP Marlinton	3	9	1	12	1	5	1								
SP Martinsburg	18	1	3	15	14	6	8								
SP Moorefield	10	1	3	7	10	4	1								
SP Morgantown	5	1	3	5	4	2	2								
SP Mountaineer	2	1	1	2	1	1	1								
SP Oak Hill	1	1	1	1	1	1	1								
SP Parkersburg	10	3	1	9	6	3	4								
SP Parsons	3	2	2	3	2	2	2								
SP Petersburg	2	2	2	2	2	2	2								
SP Philippi	4	4	2	2	3	2	1								
SP Pt Pleasant	1	1	1	2	2	2	2								
SP Princeton	2	1	1	2	2	3	1								
SP Ripley	2	1	1	2	10	3	6								
SP Romney	19	1	1	9	2	2	1								
SP St Marys	2	1	1	2	10	2	3								
SP Shinnston	11	2	1	11	10	2	1								
SP So Charleston	2	1	1	1	3	2	1								
SP Spencer	3	1	1	2	4	2	3								
SP Wheeling	5	1	1	5	3	1	1								
SP Wayne	1	2	1	1	1	1	1								
SP Webster Springs	2	2	1	1	2	1	1								
SP Welch	8	1	1	7	5	1	1								
SP Weston	1	1	1	1	1	1	2								
SP West Union	1	1	1	1	1	1	1								
SP Whitesville	1	1	1	1	1	1	1								
SP Whitesville	1	1	1	1	1	1	1								
SP Williamson	1	1	1	1	1	1	1								
SP Winfield	1	1	1	1	1	1	1								
SP Cross Lanes	7	5	1	6	7	2	4								
SP Cross Lanes	3	2	1	3	3	2	1								
SP Hundred	3	2	1	3	1	2	1								
SO Barbours	2	2	1	3	2	1	2								
PD Philippi	2	2	1	1	1	1	1								
SO Berkeley	4	3	1	4	3	1	3								

DOMESTIC VIOLENCE
JUL THRU DEC 1981

AGENCY ID	TOTAL COMPL	TOTAL INVEST	MALE	COMPLAINANT FEMALE	VICTIM	INFO**	PRIOR COMPL	ABUSE EXTENT OF ABUSE**	ABUSE EXTENT BY REPEAT	**ACTION TAKEN**	PROT VIOL
								*SIM FEL *ASS HOMICIDE OTH *	*SIM FEL *ASS HOMICIDE OTH *	ARREST REF	OTH
PD Martinsburg	1	1	1	1	1	1	1	1	1	1	1
PD Madison	1	1	1	1	1	1	1	1	1	1	1
PD Gassaway	1	1	1	1	1	1	1	1	1	1	1
PD Burnsville	1	1	1	1	1	1	1	1	1	1	1
SO Brooke	3	2	1	3	2	1	1	1	1	1	2
PD Follansbee	1	1	1	1	1	1	1	1	1	1	1
PD Wellisburg	1	1	1	1	1	1	1	1	1	1	1
SO Cabell	6	6	1	5	2	1	1	1	1	1	1
PD Barboursville	2	2	1	2	1	1	1	1	1	1	1
PD Milton	1	1	1	1	1	1	1	1	1	1	1
Marshall University	5	5	3	2	1	1	1	1	1	1	1
SO Doddridge	1	1	1	1	1	1	1	1	1	1	1
SO Fayette	9	9	1	8	8	2	4	7	1	1	1
PD Montgomery	1	1	1	1	1	1	1	1	1	1	1
PD Mount Hope	6	6	1	6	6	2	5	4	3	1	2
SO Grant	3	3	1	3	3	2	2	2	1	1	1
SO Greenbrier	4	4	1	3	3	1	1	1	1	1	1
SO Hampshire	1	1	1	1	1	1	1	1	1	1	1
SO Hancock	1	1	1	1	1	1	1	1	1	1	1
PD Chester	23	22	3	20	22	15	19	19	3	20	1
PD Weirton	35	36	10	26	22	9	136	23	6	21	6
SO Hardy	1	1	1	1	1	1	1	1	1	1	1
PD Bridgeport	8	8	2	6	8	4	6	4	2	2	2
PD Clarksburg	15	15	4	10	11	3	9	9	2	6	3
PD Lumberport	3	3	1	3	3	2	7	1	1	1	1
PD Ravensburg	5	5	2	5	5	3	3	4	2	2	2
PD Ripley	2	2	1	2	2	1	2	1	1	1	1
PD Charles Town	20	19	4	16	16	6	35	11	3	7	18
PD Ranson	14	14	3	11	12	8	24	10	6	8	31
PD Charleston	47	46	14	33	42	13	37	3	10	5	3
PD Dunbar	9	9	2	7	7	2	9	1	1	1	1
PD St. Albans	2	2	1	2	2	2	1	1	1	1	1
PD So. Charleston	9	7	2	9	7	3	6	3	1	1	1
PD Marmet	3	2	1	3	1	1	3	4	2	1	1
SO Lewis	4	2	1	3	4	3	4	2	1	1	1
SO Lincoln	7	7	1	6	7	1	1	1	1	1	1
SO Logan	3	3	1	3	2	1	1	1	1	1	1
PD Logan	4	4	1	4	4	1	4	1	1	1	1
PD Welch	1	1	1	1	1	1	1	1	1	1	1
SO Marston	13	12	1	12	8	2	10	5	1	1	4
PD Fairmont	67	67	18	48	34	13	24	22	1	21	34
SO Marshall	7	7	1	7	6	1	7	1	1	1	1
PD Benwood	2	2	1	1	2	1	2	1	1	1	1
PD Glen Dale	1	1	1	1	1	1	1	1	1	1	1
PD Moundsville	4	4	1	3	2	2	4	2	1	1	1
SO Mercer	17	17	12	17	17	1	13	8	1	8	2
PD Bluefield	27	27	12	15	14	1	7	1	1	1	1
PD Princeton	6	6	2	4	4	1	3	1	1	1	1
PD Gilbert	2	2	1	1	1	1	2	1	1	1	1
PD Williamson	102	92	12	90	102	77	36	29	1	69	18
PD Morgantown	9	9	2	7	8	1	8	2	1	1	1

DOMESTIC VIOLENCE
JUL THRU DEC 1981

AGENCY ID	TOTAL COMPL	TOTAL INVEST	***COMPLAINANT MALE	***COMPLAINANT FEMALE	INFO REPEAT	PRIOR COMPL	***EXTENT OF ABUSE SIM	***EXTENT OF ABUSE FEL	HOMICIDE OTH	ASS	ABUSE EXTENT BY REPEAT SIM	ASS	HOMICIDE OTH	ASS	**ACTION TAKEN ARREST	REF	OTH	PROT VIOL
PD Westover	20	20	5	15	13	27	11	9	1	4	3	3	14	1	2			
SO Morgan	1	1	1	1	1	1	1	1										
SO Nicholas	7	6	1	7	5	5	5	1										
PD Summersville	4	4	1	3	4	5	5	1										
PD Wheeling	13	13	7	6	11	4	6	1										
SO Pleasants	1	1	1	1	1	1	1	1										
SO Pocahontas	1	1	1	1	1	3	1	1										
PD Masontown	1	1	1	1	1	3	1	1										
SO Putnam	5	5	5	5	5	2	2	1										
PD Hurricane	2	2	2	2	2	2	2	1										
SO Raleigh	1	1	1	1	1	1	1	1										
SO Raleigh	92	92	16	76	44	19	41	50	2	4	12	2	80	4	1	1	1	1
PD Beckley	5	4	3	2	4	2	3	2										
PD Mabscott	2	1	1	2	2	1	2	1										
PD Elkins	1	1	1	1	1	1	1	1										
SO Roane	1	1	1	1	1	1	1	1										
SO Summers	12	8	2	10	10	23	10	1										
SO Taylor	4	3	1	3	4	2	3	1										
SO Tucker	3	3	3	3	3	2	2	2										
PD Parsons	3	3	3	3	3	7	2	2										
PD Paden City	3	3	3	3	3	1	1	1										
PD Sistersville	1	1	1	1	1	1	1	1										
SO Wayne	1	1	1	7	6	16	4	1										
SO Webster	8	7	1	7	6	4	4	1										
PD Hundred	1	1	1	1	1	1	1	1										
PD New Martinsville	1	1	1	1	1	1	1	1										
SO Wood	34	34	6	28	29	1	28	1										
PD Parkersburg	44	44	6	38	43	2	29	9										
PD Vienna	20	20	3	16	15	2	18	2										
PD Williamsontown	7	7	2	5	7	1	6	1										
PD Mullens	1	1	1	1	1	1	1	1										
PD Oceana	6	6	1	5	6	5	1	5										
TOTAL	1065	869	193	868	839	562	564	66	11	198	151	218	390	400	16			

DOMESTIC VIOLENCE
JUL THRU DEC 1981

AGENCY ID	TOTAL COMPL	TOTAL INVEST	TOTAL	AVERAGE RESPONSE	COMPLAINANTS WHO ARE VICTIMS MALE	FEMALE	**EXTENT OF ABUSE BY REPEAT SIM	ASS	HOMICIDE	OTHER	**TOTAL ACTION TAKEN ARREST	REFERRAL	OTHER	PROT ORD
TOTAL	1065	869	869	1:51	106	733	289	139	218	390	400	16		

DOMESTIC VIOLENCE

Submitting Agencies With Zero Activity July - December 1981

Alderson PD	Anawalt PD	Anmoore PD
Ansted PD	Athens PD	Belington PD
Belle PD	Bethlehem PD	Berkeley Springs PD
Bradshaw PD	Braxton SO	Buckhannon PD
Calhoun SO	Camden-on-Gauley PD	Cameron PD
Cedar Grove PD	Ceredo PD	Chapmanville PD
Chesapeake PD	Clay SO	Clendenin PD
Concord College	Cowen PD	Davis PD
Davy PD	Delbarton PD	East Bank PD
Eleanor PD	Elkins PD	Fairview PD
Farmington PD	Fayetteville PD	Follansbee PD
Fort Gay PD	Franklin PD	Friendly PD
Gary PD	Gauley Bridge PD	Gilmer SO
Glasgow PD	Glenville PD	Glenville College
Grafton PD	Grantsville PD	Grant Town PD
Granville PD	Hambleton PD	Hamlin PD
Handley PD	Harpers Ferry/Bolivar PD	Harrisville PD
Harrison SO	Hartford PD	Henderson PD
Hinton PD	laeger PD	Jackson SO
Jefferson SO	Kanawha SO	Kenova PD
Kermit PD	Keyser PD	Kingwood PD
Lester PD	Lewisburg PD	Lost Creek PD
Mannington PD	Man PD	Marlinton PD
Mason SO	Mason PD	Matoaka PD
McDowell SO	McMechen PD	Meadow Bridge PD
Middlebourne PD	Mill Creek PD	Mineral SO

Mingo SO	Monongalia SO	Monongah PD
Monroe SO	Moorefield PD	Newburg PD
New Cumberland PD	New Haven PD	New Martinsville PD
Nitro PD	Northfork PD	Nutter Fort PD
Oak Hill PD	Ohio SO	Osage PD
Paw Paw PD	Pax PD	Pendleton SO
Petersburg PD	Peterstown PD	Piedmont PD
Pine Grove PD	Pineville PD	Poca PD
Potomac College	Pratt PD	Preston SO
Pt. Pleasant PD	Quinwood PD	Rainelle PD
Randolph SO	Rhodell PD	Richwood PD
Ridgeley PD	Ritchie SO	Rivesville PD
Romney PD	Ronceverte PD	Rowlesburg PD
Salem PD	Shepherdstown PD	Shinnston PD
Sophia PD	Spencer PD	St. Marys PD
Star City PD	Stonewood PD	Sutton PD
Terra Alta PD	Triadelphia PD	Tunnelton PD
Tyler SO	Union PD	Upshur SO
Valley Grove PD	Village of Clear View	War PD
Wardensville PD	Wayne PD	Webster Springs PD
West Liberty PD	West Liberty College	West Union PD
Weston PD	Wetzel SO	W. Va. State College
W. Va. Tech	W. Va. University	White Sulphur Springs PD
Whitesville PD	Wirt SO	Worthington PD
Wyoming SO		

	SP Elkv iew	SP Fairmont
SP Gauley Bridge	SP Grafton	SP Hinton
SP Jesse	SP Lewisburg	SP Paden City
SP Rainelle	SP Richwood	SP Sutton
SP Union	SP Wellsburg	

DOMESTIC VIOLENCE

Non-Submitting Agencies With Zero Activity July - December 1981

Bancroft PD	Bayard PD	Bethany PD
Bramwell PD	Clay PD	Flemington PD
Hambleton PD	Huntington PD	Kimball PD
Leon PD	Pennsboro PD	Pratt PD
Rupert PD	Smithers PD	Smithfield PD
West Milford PD		

UNIFORM CRIME REPORTING

12.

CONTRIBUTOR PARTICIPATION

This section of the report indicates the participation of West Virginia law enforcement agencies contributing to the Uniform Crime Reporting Program.

An "X" indicates that the specific agency (or group of agencies in the case of multiple State Police Detachments within the county) submitted UCR Reports for the corresponding month of 1981.

WEST VIRGINIA CONTRIBUTOR PARTICIPATION

Jan Thru Dec 1981

Agency	JAN	FEB	MAR	APR	MAY	JUN	JUL	AUG	SEP	OCT	NOV	DEC
Barbour County												
Sheriff	X	X	X	X	X	X		X	X	X		X
State Police	X	X	X	X	X	X	X	X	X	X	X	X
Belington PD	X	X	X	X	X	X	X	X	X	X	X	X
Phillippi PD	X	X	X	X	X	X	X	X	X	X	X	X
Dept. of Natural Resources	X	X	X	X	X	X	X	X	X	X	X	X
Berkeley County												
Sheriff	X	X	X	X					X	X	X	X
State Police	X	X	X	X	X	X	X	X	X	X	X	X
Martinsburg PD	X	X	X	X	X	X	X	X	X	X	X	X
Dept. of Natural Resources	X	X	X	X	X		X	X	X	X	X	X
Boone County												
Sheriff	X		X	X	X		X	X	X			
State Police	X	X	X	X	X	X	X	X	X	X	X	X
Madison PD	X	X	X	X	X	X	X	X	X	X	X	X
Whitesville PD	X	X	X	X	X	X	X	X	X	X	X	X
Dept. of Natural Resources	X		X	X			X	X	X	X	X	X
Braxton County												
Sheriff	X	X	X	X	X	X	X	X	X	X	X	
State Police	X	X	X	X	X	X	X	X	X	X	X	X
Gassaway PD	X	X	X	X	X	X	X	X	X	X	X	X
Sutton PD	X	X	X	X	X	X	X	X	X	X	X	X
Burnsville PD	X	X	X	X	X	X	X	X	X	X	X	X
Dept. of Natural Resources	X	X	X	X	X	X	X	X	X	X	X	X
Brooke County												
Sheriff	X	X	X	X	X	X	X	X	X	X	X	X
State Police	X	X	X	X	X	X	X	X	X	X	X	X
Follansbee PD	X	X	X	X		X	X	X	X	X	X	X
Wellsburg PD	X	X	X	X	X	X	X	X	X	X	X	X
Bethany PD												
Dept. of Natural Resources	X	X	X	X	X	X	X	X	X	X	X	X
Cabell County												
Sheriff	X	X	X	X	X	X	X	X	X	X	X	X
State Police	X	X	X	X	X	X	X	X	X	X	X	X
Barboursville PD	X	X	X	X	X	X	X	X	X	X	X	X
Huntington PD	X	X	X	X	X	X	X	X	X	X	X	X
Milton PD	X	X	X	X	X	X	X	X	X	X	X	
MU Security Police	X	X	X	X	X	X	X	X	X	X	X	X
Dept. of Natural Resources	X		X	X			X	X	X	X	X	X
Calhoun County												
Sheriff	X	X	X	X	X	X	X	X	X	X	X	X
State Police	X	X	X	X	X	X	X	X	X	X	X	X
Grantsville PD	X	X	X	X	X		X	X	X	X	X	X
Dept. of Natural Resources	X	X	X	X	X	X	X	X	X	X	X	X
Clay County												
Sheriff	X	X	X	X	X	X	X	X	X	X	X	X
State Police	X	X	X	X	X	X	X	X	X	X	X	X

WEST VIRGINIA CONTRIBUTOR PARTICIPATION

Jan Thru Dec 1981

Agency	JAN	FEB	MAR	APR	MAY	JUN	JUL	AUG	SEP	OCT	NOV	DEC
Clay PD	X	X	X	X	X							
Dept. of Natural Resources	X	X	X	X	X	X	X	X	X	X	X	X
Doddridge County												
Sheriff	X	X	X	X	X	X	X	X	X	X	X	X
State Police	X	X	X	X	X	X	X	X	X	X	X	X
West Union PD	X	X	X	X	X	X	X	X	X	X	X	X
Dept. of Natural Resources	X	X	X	X	X	X	X	X	X	X	X	X
Fayette County												
Sheriff	X	X	X	X	X	X	X	X	X	X	X	X
State Police	X	X	X	X	X	X	X	X	X	X	X	X
Ansted PD	X	X	X	X	X		X	X	X	X	X	X
Fayetteville PD	X	X	X	X	X	X	X	X	X	X	X	X
Montgomery PD	X	X	X	X	X	X	X	X	X	X	X	X
Mount Hope PD	X	X	X	X	X	X	X	X	X	X	X	X
Oak Hill PD	X	X	X	X	X	X	X	X	X	X	X	X
Meadow Bridge PD	X	X	X	X	X	X	X	X	X	X	X	X
Smithers PD	X	X	X	X	X	X	X					
Pax PD	X	X	X	X	X	X	X	X	X	X	X	X
W Va Tech Security	X	X	X		X	X	X	X	X	X	X	X
Gauley Bridge PD	X	X	X		X	X	X	X	X	X	X	X
Dept. of Natural Resources	X	X	X	X	X	X	X	X	X	X	X	X
Gilmer County												
Sheriff	X	X	X	X	X	X	X	X	X	X	X	X
State Police	X	X	X	X	X	X	X	X	X	X	X	X
Glenville PD	X	X	X	X	X	X	X	X	X	X	X	X
Glenville St Security	X	X	X	X	X	X	X	X	X	X	X	X
Dept. of Natural Resources	X	X	X	X	X	X	X	X	X	X	X	X
Grant County												
Sheriff	X	X	X	X	X	X	X	X	X	X	X	X
State Police	X	X	X	X	X	X	X	X	X	X	X	X
Petersburg PD	X	X	X	X	X	X	X	X	X	X	X	X
Bayard PD	X	X	X	X	X	X						
Dept. of Natural Resources	X	X	X	X	X		X	X	X	X	X	X
Greenbrier County												
Sheriff	X	X	X	X	X	X	X	X	X	X	X	X
State Police	X	X	X	X	X	X	X	X	X	X	X	X
Lewisburg PD	X	X	X	X	X	X	X	X	X	X	X	X
Rainelle PD	X	X	X	X	X	X	X	X	X	X	X	X
Ronceverte PD	X	X	X	X	X	X	X	X	X	X	X	X
White Sulphur Springs PD	X	X	X	X	X	X	X	X	X	X	X	X
Quinwood PD	X	X	X	X	X	X	X	X	X	X	X	X
Rupert PD	X	X	X	X	X	X						
Dept. of Natural Resources	X	X	X	X	X	X	X	X	X	X	X	X
Hampshire County												
Sheriff	X	X	X	X	X	X	X	X	X	X	X	X
State Police	X	X	X	X	X	X	X	X	X	X	X	X
Romney PD	X	X	X	X	X	X	X	X	X	X	X	X
Dept. of Natural Resources	X	X	X	X	X		X	X	X	X	X	X

WEST VIRGINIA CONTRIBUTOR PARTICIPATION

Jan Thru Dec 1981

Agency	JAN	FEB	MAR	APR	MAY	JUN	JUL	AUG	SEP	OCT	NOV	DEC
Hancock County												
Sheriff	X	X	X	X	X	X	X	X	X	X	X	X
State Police	X	X	X	X	X	X	X	X	X	X	X	X
Chester PD	X	X	X	X	X	X	X	X	X		X	X
Weirton PD	X	X	X	X	X	X	X	X	X	X	X	X
New Cumberland PD	X	X	X	X	X	X	X	X	X	X	X	X
Dept. of Natural Resources	X	X	X	X	X	X	X	X	X	X	X	X
Hardy County												
Sheriff	X	X	X	X	X	X	X	X	X	X	X	X
State Police	X	X	X	X	X	X	X	X	X	X	X	X
Moorefield PD	X	X	X	X	X	X	X	X	X	X	X	X
Wardensville PD	X	X	X	X	X	X	X	X	X	X	X	X
Dept. of Natural Resources	X	X	X	X	X		X	X	X	X	X	X
Harrison County												
Sheriff	X	X	X	X	X	X	X		X	X	X	X
State Police	X	X	X	X	X	X	X	X	X	X	X	X
Bridgeport PD	X	X	X	X	X	X	X	X	X	X	X	X
Clarksburg PD	X	X	X	X	X	X	X	X	X	X	X	X
Salem PD	X	X	X	X	X	X	X	X	X	X	X	X
Shinnston PD	X	X		X	X		X	X	X		X	X
Stonewood PD	X	X	X	X	X	X	X	X	X	X	X	X
Anmoore PD	X	X	X	X	X	X	X		X	X		
Nutter Fort PD	X	X	X	X	X	X	X	X	X	X	X	X
Lumberport PD	X	X	X	X	X	X	X	X	X	X	X	X
Lost Creek PD	X	X	X	X	X	X	X	X	X	X	X	X
West Milford PD	X	X	X	X	X	X	X					
Dept. of Natural Resources	X	X	X	X	X	X	X	X	X	X	X	X
Jackson County												
Sheriff	X	X	X	X	X	X	X	X	X	X	X	X
State Police	X	X	X	X	X	X	X	X	X	X	X	X
Ravenswood PD	X	X	X	X	X	X	X	X	X	X	X	X
Ripley PD	X	X	X	X	X	X	X	X	X	X	X	X
Dept. of Natural Resources	X	X	X	X	X	X	X	X	X	X	X	X
Jefferson County												
Sheriff	X	X	X	X	X	X	X	X	X	X	X	X
State Police	X	X	X	X	X	X	X	X	X	X	X	X
Charles Town PD	X	X	X	X	X	X	X	X	X	X	X	X
Shepherdstown PD										X	X	X
Ranson PD	X	X	X	X	X	X	X	X	X	X	X	X
Harpers Ferry PD	X	X	X	X	X	X	X	X	X	X	X	X
Dept. of Natural Resources	X	X	X	X	X		X	X	X	X	X	X
Kanawha County												
Sheriff	X	X	X	X	X	X	X	X	X	X	X	X
State Police	X	X	X	X	X	X	X	X	X	X	X	X
Belle PD	X	X	X	X	X	X	X	X	X	X	X	X
Charleston PD	X	X	X	X	X	X	X	X	X	X	X	X
Dunbar PD	X	X	X	X	X	X	X	X	X	X	X	X
Nitro PD	X	X	X	X	X	X	X	X	X	X	X	X

WEST VIRGINIA CONTRIBUTOR PARTICIPATION

Jan Thru Dec 1981

Agency	JAN	FEB	MAR	APR	MAY	JUN	JUL	AUG	SEP	OCT	NOV	DEC
St Albans PD	X	X	X	X	X	X	X	X	X	X	X	X
South Charleston PD	X	X	X	X	X	X	X	X	X	X	X	X
Chesapeake PD		X	X	X	X	X	X	X	X	X	X	X
Marmet PD	X	X	X	X	X	X	X	X	X	X	X	X
East Bank PD	X	X	X		X	X	X	X	X		X	X
Glasgow PD	X	X	X	X	X	X	X	X	X	X	X	X
Clendenin PD	X	X	X	X	X	X	X	X	X	X	X	X
Cedar Grove PD	X	X	X	X	X	X	X	X	X	X		X
Pratt PD	X	X	X	X				X	X	X	X	X
Handley PD	X	X	X	X	X	X	X	X	X	X	X	X
W Va St College Security	X	X	X	X	X	X	X	X	X	X	X	X
Dept. of Natural Resources	X		X	X			X	X	X	X	X	X
Lewis County												
Sheriff	X	X	X	X	X	X	X	X	X	X	X	X
State Police	X	X	X	X	X	X	X	X	X	X	X	X
Weston PD	X	X	X	X	X	X	X	X	X	X	X	X
Dept. of Natural Resources	X	X	X	X	X	X	X	X	X	X	X	X
Lincoln County												
Sheriff	X	X	X	X	X	X	X	X	X	X	X	X
State Police	X	X	X	X	X	X	X	X	X	X	X	X
Hamlin PD	X	X	X	X	X	X	X	X	X	X	X	X
Dept. of Natural Resources	X		X	X			X	X	X	X	X	X
Logan County												
Sheriff	X	X	X	X	X	X	X	X	X	X	X	X
State Police	X	X	X	X	X	X	X	X	X	X	X	X
Logan PD									X	X	X	X
Man PD	X	X	X	X	X	X	X	X	X	X	X	X
Chapmanville PD	X	X	X	X	X	X	X	X	X	X	X	X
Dept. of Natural Resources	X		X	X			X	X	X	X	X	X
McDowell County												
Sheriff	X	X	X	X	X		X	X	X	X	X	X
State Police	X	X	X	X	X	X	X	X	X	X	X	X
Keystone PD	X	X	X	X	X	X	X	X	X	X	X	X
War PD	X	X	X	X	X	X	X	X	X	X	X	X
Welch PD	X	X	X	X	X	X	X	X	X	X	X	X
Anawalt PD	X	X	X	X	X	X	X	X	X	X	X	X
Gary PD	X	X	X	X	X	X	X	X	X	X	X	X
North Fork PD	X	X	X	X	X	X	X		X	X	X	X
Davy PD	X	X	X	X	X	X	X	X	X	X	X	X
Kimball PD	X	X	X	X	X	X	X	X	X	X	X	X
Jeager PD	X	X	X	X	X	X	X	X	X	X	X	X
Bradshaw PD	X	X	X	X	X	X	X	X	X	X	X	X
Dept. of Natural Resources	X	X	X	X	X	X	X	X	X	X	X	X

WEST VIRGINIA CONTRIBUTOR PARTICIPATION

Jan Thru Dec 1981

Agency	JAN	FEB	MAR	APR	MAY	JUN	JUL	AUG	SEP	OCT	NOV	DEC
Marion County												
Sheriff	X	X	X	X	X	X	X	X	X	X	X	X
State Police	X	X	X	X	X	X	X	X	X	X	X	X
Fairmont PD	X	X	X	X	X	X	X	X	X	X	X	X
Mannington PD	X	X	X	X	X	X	X	X	X	X	X	X
Rivesville PD	X	X	X	X	X	X	X	X		X	X	X
Monongah PD	X	X	X	X	X	X	X	X	X	X		
Fairview PD	X	X	X	X	X	X	X	X	X	X	X	X
Farmington PD	X	X	X	X	X	X	X	X	X	X	X	X
Grant Town PD	X	X	X	X	X	X	X	X	X	X	X	X
Worthington PD	X	X	X	X	X	X	X	X				
Dept. of Natural Resources	X	X	X	X	X	X	X	X	X	X	X	X
Marshall County												
Sheriff	X	X	X	X	X	X	X	X	X	X	X	X
State Police	X	X	X	X	X	X	X	X	X	X	X	X
Benwood PD	X	X	X	X	X	X	X	X	X	X	X	X
Cameron PD	X	X	X	X	X	X	X	X	X	X	X	X
Glen Dale PD	X	X	X	X	X	X	X	X	X	X	X	X
McMechen PD	X	X	X	X	X	X	X	X	X	X	X	X
Moundsville PD	X	X	X	X	X	X	X	X	X	X	X	X
Dept. of Natural Resources	X	X	X	X	X	X	X	X	X	X	X	X
Mason County												
Sheriff	X	X	X	X			X			X	X	X
State Police	X	X	X	X	X	X	X	X	X	X	X	X
Point Pleasant PD	X	X	X	X	X	X	X	X	X	X	X	X
New Haven PD	X	X	X	X	X	X	X	X	X	X	X	X
Mason PD	X	X	X	X	X	X	X	X	X	X	X	X
Henderson PD	X	X	X	X	X					X	X	X
Hartford PD	X	X	X	X	X	X	X	X	X	X	X	X
Leon PD	X	X										
Dept. of Natural Resources	X		X	X			X	X	X	X	X	X
Mercer County												
Sheriff	X	X	X	X	X	X	X	X	X	X	X	X
State Police	X	X	X	X	X	X	X	X	X	X	X	X
Athens PD	X	X	X	X	X	X	X	X	X	X	X	X
Bluefield PD	X	X	X	X	X	X	X	X	X	X	X	X
Princeton PD	X	X	X	X	X	X	X	X	X	X	X	X
Matoaka PD	X	X	X	X	X	X	X	X	X	X	X	X
Bramwell PD												
Concord Col Security	X	X	X	X	X	X	X	X	X	X	X	X
Dept. of Natural Resources	X	X	X	X	X	X	X	X	X	X	X	X
Mineral County												
Sheriff	X	X	X	X	X	X	X	X	X	X	X	X

WEST VIRGINIA CONTRIBUTOR PARTICIPATION

Jan Thru Dec 1981

Agency	JAN	FEB	MAR	APR	MAY	JUN	JUL	AUG	SEP	OCT	NOV	DEC
State Police	X	X	X	X	X	X	X	X	X	X	X	X
Keyser PD	X	X	X	X	X	X	X	X	X	X	X	X
Piedmont PD	X	X	X	X	X	X	X	X	X	X	X	X
Ridgeley PD	X	X	X	X	X	X	X	X	X	X	X	X
Elk Garden PD												
Potomac St Security	X	X	X	X	X	X	X	X	X	X	X	X
Dept. of Natural Resources	X	X	X	X	X		X	X	X	X	X	X
Mingo County												
Sheriff	X	X	X	X	X	X	X	X	X	X	X	X
State Police	X	X	X	X	X	X	X	X	X	X	X	X
Gilbert PD	X	X	X	X	X	X	X	X	X	X	X	X
Williamson PD	X	X	X	X	X	X	X	X	X	X	X	X
Kermit PD	X	X	X	X	X	X	X	X		X	X	X
Delbarton PD			X	X	X	X						
Matewan PD	X	X	X	X	X	X	X	X	X	X	X	X
Dept. of Natural Resources	X		X	X			X	X	X	X	X	X
Monongalia County												
Sheriff	X	X	X	X	X	X	X	X	X	X	X	X
State Police	X	X	X	X	X	X	X	X	X	X	X	X
Morgantown PD	X	X	X	X	X	X	X	X	X	X	X	X
Star City PD	X	X	X	X	X	X	X	X	X	X	X	X
Westover PD	X	X	X	X	X	X	X	X	X	X	X	X
Osage PD	X	X	X	X	X	X	X	X	X	X	X	X
WVU Security Police	X	X	X	X	X	X	X	X	X	X	X	X
Granville PD								X	X	X	X	X
Dept. of Natural Resources	X	X	X	X	X	X	X	X	X	X	X	X
Monroe County												
Sheriff	X	X	X	X	X	X	X	X	X	X	X	X
State Police	X	X	X	X	X	X	X	X	X	X	X	X
Alderson PD	X	X	X	X		X	X	X	X	X	X	X
Union PD	X	X	X	X	X	X	X	X	X	X	X	X
Peterstown PD	X	X	X	X	X	X	X	X	X	X	X	X
Dept. of Natural Resources	X	X	X	X	X	X	X	X	X	X	X	X
Morgan County												
Sheriff	X	X	X	X	X	X	X	X	X	X	X	X
State Police	X	X	X	X	X	X	X	X	X	X	X	X
Berkeley Springs PD	X	X	X	X	X	X	X	X	X	X	X	X
Paw-Paw PD	X	X	X	X	X	X	X	X	X	X	X	X
Dept. of Natural Resources	X	X	X	X	X		X	X	X	X	X	X
Nicholas County												
Sheriff	X	X	X	X	X	X	X	X	X	X	X	X
State Police	X	X	X	X	X	X	X	X	X	X	X	X
Richwood PD	X	X	X	X	X	X	X	X	X	X	X	X
Summersville PD	X	X	X	X	X	X	X	X	X	X	X	X
Dept. of Natural Resources	X	X	X	X	X	X	X	X	X	X	X	X
Ohio County												
Sheriff	X	X	X	X	X	X	X	X	X	X	X	X
State Police	X	X	X	X	X	X	X	X	X	X	X	X

WEST VIRGINIA CONTRIBUTOR PARTICIPATION

Jan Thru Dec 1981

Agency	JAN	FEB	MAR	APR	MAY	JUN	JUL	AUG	SEP	OCT	NOV	DEC
Wheeling PD	X	X	X	X	X	X	X	X	X	X	X	X
Triadelphia PD	X	X	X	X	X	X	X	X	X	X	X	X
Bethlehem PD	X	X	X	X	X	X	X	X	X	X	X	X
West Liberty PD	X	X	X	X	X	X	X	X	X	X	X	X
Valley Grove PD	X	X	X	X	X	X	X	X	X	X	X	X
West Liberty St Col	X	X	X	X	X	X	X	X	X	X	X	X
Clearview PD	X	X	X	X	X	X	X	X	X	X	X	X
Dept. of Natural Resources	X	X	X	X	X	X	X	X	X	X	X	X
Pendleton County												
Sheriff	X	X	X	X	X	X	X	X	X	X	X	X
State Police	X	X	X	X	X	X	X	X	X	X	X	X
Franklin PD	X	X	X	X	X	X	X	X	X	X	X	X
Dept. of Natural Resources	X	X	X	X	X		X	X	X	X	X	X
Pleasants County												
Sheriff	X	X	X	X	X	X	X	X	X	X	X	X
State Police	X	X	X	X	X	X	X	X	X	X	X	X
St Marys PD	X	X	X	X	X	X	X	X	X	X	X	X
Dept. of Natural Resources	X	X	X	X	X	X	X	X	X	X	X	X
Pocahontas County												
Sheriff	X	X	X	X	X	X	X	X	X	X	X	X
State Police	X	X	X	X	X	X	X	X	X	X	X	X
Marlinton PD	X	X	X	X	X	X	X	X	X	X	X	X
Dept. of Natural Resources	X	X	X	X	X	X	X	X	X	X	X	X
Preston County												
Sheriff	X	X	X	X	X	X	X	X	X	X	X	X
State Police	X	X	X	X	X	X	X	X	X	X	X	X
Kingwood PD	X	X	X	X	X	X	X	X	X	X	X	X
Terra Alta PD	X	X	X	X	X	X	X	X	X	X	X	X
Rowlesburg PD	X	X	X	X	X	X	X	X	X	X	X	X
Masontown PD	X	X	X	X	X	X	X	X	X	X	X	X
Newburg PD	X	X	X	X	X	X	X	X	X	X	X	X
Tunnelton PD	X	X	X	X	X	X		X	X	X	X	X
Dept. of Natural Resources	X	X	X	X	X	X	X	X	X	X	X	X
Putnam County												
Sheriff	X	X	X	X	X	X	X	X	X	X	X	X
State Police	X	X	X	X	X	X	X	X	X	X	X	X
Hurricane PD	X	X	X	X	X	X	X	X	X	X	X	X
Eleanor PD	X	X	X	X	X	X	X	X	X	X	X	X
Poca PD	X	X	X	X			X	X	X	X	X	X
Bancroft PD	X	X	X					X	X	X	X	X
Dept. of Natural Resources	X		X	X			X	X	X	X	X	X
Raleigh County												
Sheriff	X	X	X	X	X	X	X	X	X	X	X	X
State Police	X	X	X	X	X	X	X	X	X	X	X	X
Beckley PD	X	X	X	X	X	X	X	X	X	X	X	X
Lester PD	X	X	X	X	X	X	X	X	X	X	X	X

WEST VIRGINIA CONTRIBUTOR PARTICIPATION

Jan Thru Dec 1981

Agency	JAN	FEB	MAR	APR	MAY	JUN	JUL	AUG	SEP	OCT	NOV	DEC
Mabscott PD	X	X	X	X	X	X	X	X	X	X	X	X
Sophia PD	X	X	X	X	X	X	X	X	X	X	X	X
Rhodell PD	X	X	X	X	X	X	X	X	X	X	X	X
Dept. of Natural Resources	X	X	X	X	X	X	X	X	X	X	X	X
Randolph County												
Sheriff	X	X	X	X	X	X	X	X	X	X	X	X
State Police	X	X	X	X	X	X	X	X	X	X	X	X
Elkins PD	X	X	X	X	X	X	X	X	X	X	X	X
Mill Creek PD	X	X	X	X	X	X		X	X	X	X	
Dept. of Natural Resources	X	X	X	X	X	X	X	X	X	X	X	X
Ritchie County												
Sheriff	X	X	X	X	X	X	X	X	X	X	X	X
State Police	X	X	X	X	X	X	X	X	X	X	X	X
Harrisville PD		X	X	X	X	X	X	X	X	X	X	X
Pennsboro PD	X	X	X	X	X	X	X	X	X	X	X	X
Cairo PD												
Dept. of Natural Resources	X	X	X	X	X	X	X	X	X	X	X	X
Roane County												
Sheriff	X	X	X	X	X	X	X	X	X	X	X	X
State Police	X	X	X	X	X	X	X	X	X	X	X	X
Spencer PD	X	X	X	X	X	X	X	X	X	X	X	X
Dept. of Natural Resources	X	X	X	X	X	X	X	X	X	X	X	X
Summers County												
Sheriff	X	X	X	X	X	X	X	X	X	X	X	X
State Police	X	X	X	X	X	X	X	X	X	X	X	X
Hinton PD	X	X	X	X	X	X	X	X	X	X	X	X
Dept. of Natural Resources	X	X	X	X	X	X	X	X	X	X	X	X
Taylor County												
Sheriff	X	X	X	X	X	X	X	X	X	X	X	X
State Police	X	X	X	X	X	X	X	X	X	X	X	X
Grafton PD	X	X	X	X	X	X	X	X	X	X	X	X
Flemington PD	X	X	X	X	X	X	X	X				
Dept. of Natural Resources	X	X	X	X	X	X	X	X	X	X	X	X
Tucker County												
Sheriff	X	X	X	X	X	X	X	X	X	X	X	X
State Police	X	X	X	X	X	X	X	X	X	X	X	X
Parsons PD	X	X	X	X	X	X	X	X	X	X	X	X
Thomas PD												
Davis PD	X	X	X	X	X	X			X	X	X	X
Hambleton PD							X					
Dept. of Natural Resources	X	X	X	X	X	X	X	X	X	X	X	X
Tyler County												
Sheriff	X	X	X	X	X	X	X	X	X	X	X	X
State Police	X	X	X	X	X	X	X	X	X	X	X	X
Paden City PD	X	X	X	X	X	X	X	X	X	X	X	X
Sistersville PD	X	X	X	X	X	X	X	X	X	X	X	X
Middlebourne PD	X	X	X	X	X	X	X	X	X	X	X	X

WEST VIRGINIA CONTRIBUTOR PARTICIPATION

Jan Thru Dec 1981

Agency	JAN	FEB	MAR	APR	MAY	JUN	JUL	AUG	SEP	OCT	NOV	DEC
Friendly PD	X	X	X	X	X	X	X	X				
Dept. of Natural Resources	X	X	X	X	X	X	X	X	X	X	X	X
Upshur County												
Sheriff	X	X	X	X	X	X	X	X	X	X	X	X
State Police	X	X	X	X	X	X	X	X	X	X	X	X
Buckhannon PD	X	X	X	X	X	X	X	X	X	X	X	X
Dept. of Natural Resources	X	X	X	X	X	X	X	X	X	X	X	X
Wayne County												
Sheriff	X	X	X	X	X	X	X	X	X	X	X	X
State Police	X	X	X	X	X	X	X	X	X	X	X	X
Ceredo PD	X	X	X	X	X	X	X	X	X	X	X	X
Kenova PD	X	X	X	X	X	X	X	X	X	X	X	X
Wayne PD	X	X	X	X	X	X	X	X	X	X	X	X
Fort Gay PD	X			X	X				X	X	X	X
Dept. of Natural Resources	X		X	X			X	X	X	X	X	X
Webster County												
Sheriff	X	X	X	X	X	X	X	X	X	X	X	X
State Police	X	X	X	X	X	X	X	X	X	X	X	X
Webster Springs PD	X	X	X	X	X	X	X	X	X	X	X	X
Cowen PD	X	X	X	X	X	X	X	X	X	X	X	X
Camden-On-Gauley PD	X	X	X	X	X	X	X	X	X	X		
Dept. of Natural Resources	X	X	X	X	X	X	X	X	X	X	X	X
Wetzel County												
Sheriff	X	X	X	X	X	X	X	X	X	X	X	X
State Police	X	X	X	X	X	X	X	X	X	X	X	X
Hundred PD	X	X	X	X	X	X	X	X	X	X	X	X
New Martinsville PD	X	X	X	X	X	X	X	X	X	X	X	X
Pine Grove PD	X	X	X	X	X		X	X	X	X	X	X
Littleton PD												
Smithfield PD	X	X	X	X								
Dept. of Natural Resources	X	X	X	X	X	X	X	X	X	X	X	X
Wirt County												
Sheriff	X	X	X	X	X	X	X	X	X	X	X	X
State Police	X	X	X	X	X	X	X	X	X	X	X	X
Elizabeth PD	X	X	X	X	X	X						
Dept. of Natural Resources	X	X	X	X	X	X	X	X	X	X	X	X
Wood County												
Sheriff	X	X	X	X	X	X	X	X	X	X	X	X

WEST VIRGINIA CONTRIBUTOR PARTICIPATION

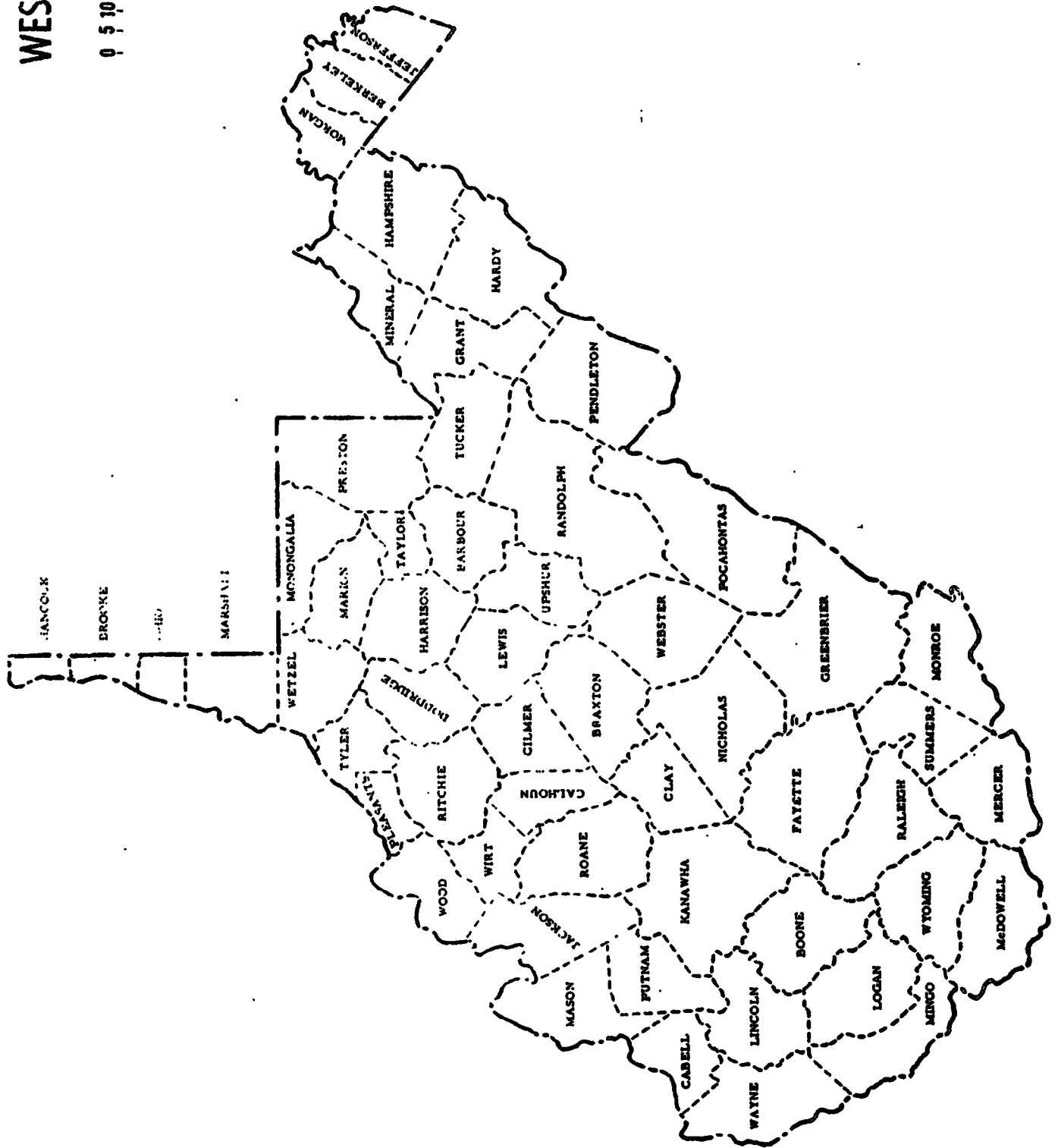
Jan Thru Dec 1981

Agency	JAN	FEB	MAR	APR	MAY	JUN	JUL	AUG	SEP	OCT	NOV	DEC
State Police	X	X	X	X	X	X	X	X	X	X	X	X
Parkersburg PD	X	X	X	X	X	X	X	X	X	X	X	X
Vienna PD	X	X	X	X	X	X	X	X	X	X	X	X
Williamstown PD	X	X	X	X	X	X	X	X	X	X	X	X
Dept. of Natural Resources	X	X	X	X	X	X	X	X	X	X	X	X
Wyoming County												
Sheriff	X	X	X	X	X	X	X	X	X	X	X	X
State Police	X		X	X	X	X	X	X	X	X	X	X
Mullens PD	X	X	X	X	X	X	X	X	X	X	X	X
Pineville PD	X	X	X	X	X	X	X		X	X	X	X
Oceana PD	X	X	X	X	X	X	X	X	X	X	X	X
Dept. of Natural Resources	X	X	X	X	X	X	X	X	X	X	X	X

WEST VIRGINIA

SCALE

0 5 10 20 30 40 MILES



GLOSSARY OF TERMS

ADULT—For West Virginia Uniform Crime Reporting purposes, a person age 18 or above.

ARREST RATE—The number of arrests reported for Part I and Part II Offenses for each unit of population, generally per 100,000. Arrest rates are computed in the same manner as crime rates.

CRIME INDEX—The sum total of eight major offenses used to measure the extent, fluctuation and distribution of crime in a given geographical area. Crime classifications used in the Index are: Murder, Forcible Rape, Robbery, Felonious Assault, Breaking and Entering, Larceny—Theft, Motor Vehicle Theft and Arson. Each of these offenses is referred to as an Index Offense.

CRIME RATE—The number of Index Offenses reported for each unit of population, generally per 100,000. Crime Rates are computed for communities with varying populations by dividing the Index Crimes by the population and multiplying the answer by 100,000. (Example: 500 Index Offenses — 10,000 population x 100,000 = 5,000 Crime Rate).

EXCEPTIONAL CLEARANCE—A crime solution or clearance recorded when some element beyond law enforcement control precludes the placing of formal charges against an offender.

JUVENILE—For West Virginia Uniform Crime Reporting purposes, a person under the age of 18.

PART I OFFENSES—The first of two main categories of crime classes composing a Universal Crime Classification System established for Crime Reporting purposes. Part I Offenses are by their very nature more serious and/or occur most frequently. The monthly tabulation of Part I Offenses provide a count of "Offenses Known".

PART II OFFENSES—The second of two main categories of crime classes composing a Universal Crime Classification System established for Crime Reporting purposes. Part II Offenses are generally less serious in nature and/or occur less frequently. Monthly tabulations of Part II offenses are limited to arrest information only.

PROPERTY CRIME—Consists of the Index Offenses of Breaking and Entering, Larceny-Theft, Motor Vehicle Theft and Arson.

VIOLENT CRIME—Consists of the Index Offenses of Murder, Forcible Rape, Robbery, and Felonious Assault.

Uniform Crime Reporting
725 Jefferson Road
South Charleston, WV 25309



Bulk Rate
U.S. Postage Paid
Charleston, WV
Permit No. 271