



1980



Department of Public Safety
Annual Uniform Crime Report

John D. Rockefeller IV
Governor

Col. John W. O'Rourke
Superintendent



UNIFORM CRIME REPORTS

STATE OF WEST VIRGINIA

Annual Report

January—December, 1980



Compiled By
West Virginia Department of Public Safety
Uniform Crime Reporting Section
725 Jefferson Rd. 25309
South Charleston, West Virginia





Department of Public Safety
(West Virginia State Police)
South Charleston, West Virginia 25309

John D. Rockefeller III
Governor

Executive Office

Colonel John W. O'Rourke
Superintendent

August 1981

The Honorable John D. Rockefeller IV
Governor of West Virginia
Capitol Building
Charleston, West Virginia 25305

Dear Governor Rockefeller:

I am pleased to submit the ninth annual report on crime in West Virginia. This report is constructed and delivered in accordance with Chapter 15, Article 2, Section 24 of the Code of West Virginia. The information is based on statistics submitted by law enforcement agencies within West Virginia for the year of 1980 on a daily, monthly and annual basis.

The purpose of this report is to provide reliable data of a comprehensive nature to the criminal justice community. It is the intent of the legislation and our hope that both the graphic and statistical representations of crime factors will be an aid to law enforcement personnel in planning crime prevention activities throughout the entire State of West Virginia.

In accordance with your directive, Governor, I am dedicating this report to all law enforcement officers and other public officials who have participated in and assisted the Uniform Crime Reporting Program in West Virginia. Without the meaningful input and interest of the law enforcement community in West Virginia, this report would not have been possible.

Sincerely yours,


COLONEL JOHN W. O'ROURKE
SUPERINTENDENT

JWO:pmc


West Virginia Department of Public Safety

Colonel John W. O'Rourke
Superintendent

Lt. Col. H. C. Beverley
Chief of Field Service

Lt. Col. W. F. Donohoe
Chief of Staff

Sgt. L. C. Yost
Communications Officer



DATA PROCESSING

Paul Pickering
Director of Data Processing
Shirley Schneider
Programmer

U.C.R.

William Dower
Analyst
Sandie Chaney
Secretary



Message From The Staff

Early in 1979, under mandate from Congress to the FBI, UCR began collecting Arson data as an Index Offense. Agencies were requested to submit all known Arson data beginning with January 1, 1979 to the present. Although Arson is to be treated as a Part I Offense, due to complications in absorbing Arson into the present UCR computer system as Part I and due to the fact that no previous detailed Arson data existed to compare present data with, Arson is not included in the summary of Part I offenses in the 1980 Annual Report. A summary of Arson data for the year 1980, however, is included at the end of this report. We apologize for any inconvenience due to this arrangement and ask that you bear with us.

UCR

ACKNOWLEDGMENT

This report was published through financial assistance provided by the Law Enforcement Assistance Administration, United States Department of Justice.

TABLE OF CONTENTS

Letter of Transmittal	i
West Virginia State Police Uniform Crime Reporting Unit Members	iii
Message From The Staff.....	v
Acknowledgement	vii
Introduction	1
Classification of Offenses	4
Profile-State of West Virginia	10
Crime Factors	11
Crime Index	12
Annual Report Synopsis.....	16
West Virginia Offense Data	18
Crime Index Offenses.....	19
Criminal Homicide-Murder	25
Forcible Rape	29
Robbery	31
Felonious Assault.....	34
Breaking and Entering	36
Larceny Theft	39
Motor Vehicle Theft.....	42
West Virginia Arrest Data	45
Violent Crime	46
Property Crime	47
Narcotic Drug Law Arrests	47
Gambling Arrests.....	47
Law Enforcement Employee Data	54
Police Employee Data	55
Law Enforcement Officers Killed and Assaulted	56
State, County and Municipal Offense Data	59
Crime Index Report.....	61
State, County and Municipal Arrest Data	
(Part I Offenses)	111
(Part II Offenses)	151
Contributor Participation Report	192
Arson	201
Glossary of Terms	205

LIST OF TABLES AND CHARTS

Crime Index by Month	20
Violent Crime Offenses by Month	21
Non-Violent Property Offenses by Month	22
Value of Property Stolen by Type of Offense	23
West Virginia Crime Index-Five Year Recapitulation	24
Murders by Month	26
Murder Victims-Age, Sex, Race, and Ethnic Origin	27
Murders by Circumstance and Type of Weapon	28
Forcible Rape by Month	30
Robbery by Month	32
Robbery-Value of Property Stolen	33
Felonious Assaults by Month	35
Breaking and Entering by Month	37
Breaking and Entering-Value of Property Stolen	38
Larceny-Theft by Month	40
Larceny-Theft-Value of Property Stolen	41
Motor Vehicle Theft by Month	43
Part I and II Arrests by Month	48
Total Arrests	49
Total Arrests by Race and Ethnic Origin	50
Total Arrests by Sex	51
Total Arrests by Age	52-53
Police Officers Assaulted Summary	57
Analysis of Assaults on Law Enforcement Officers	58
Crime Index Report	62-109
Part I Arrests	112-149
Part II Arrests	152-191
Contributor Participation Report	193-200
Arson	
Volume and Value of Property Damaged	203
Map of West Virginia	204

INTRODUCTION

The West Virginia Uniform Crime Reporting (UCR) Program is a statewide uniform method of collecting crime statistical data, under the direction of the Uniform Crime Reporting Division, West Virginia Department of Public Safety. Its purpose is two-fold:

1. To provide a consolidated annual report concerning crime in West Virginia, and
2. To report state-wide crime statistics from a single agency to the Federal Bureau of Investigation

National Uniform Crime Reporting Program

The counterpart of all state-wide UCR programs is the National UCR Program under the direction of the Federal Bureau of Investigation. This National program was the result of a need for nation-wide uniform compilation of law enforcement statistics. Uniform Crime Reports were first collected in 1930 after being developed by a committee of the International Association of Chiefs of Police. Today the IACP continues to serve in an advisory capacity to the FBI in its operation of the UCR program.

In the last several years the FBI has been actively assisting individual states in the development of state-wide programs for the collection of law enforcement statistics. Although individual UCR programs may vary from state to state, all state programs must be compatible with the National UCR Program. Presently there are 47 operational state-level UCR Programs. Crime statistics submitted by individual law enforcement agencies from all fifty (50) states, whether reported through state-level UCR programs or directly to the FBI, are presented annually in the FBI's Uniform Crime Reports publication, **Crime in the United States**.

West Virginia Uniform Crime Reporting Program

Taking advantage of the invaluable assistance provided, West Virginia developed its own state-wide program for collection of law enforcement statistics.

Purpose and Objectives

The fundamental objectives of the West Virginia UCR Program are:

1. Inform the Governor, Legislature, other government officials, and the public as to the nature of the crime problem in West Virginia - its magnitude and its trends.
2. Provide the FBI with complete UCR data to be included in the National crime reports.
3. Provide law enforcement administrators with the best possible data available to help combat individual problem areas.
4. Determine who commits crimes by age, sex, race and ethnic origin and by other attributes in order to find the proper focus for crime prevention and enforcement.
5. Provide base data and statistics to measure the workload and effectiveness of West Virginia's Criminal Justice System, to measure the effect of prevention and deterrence programs, and to assist in the assessment of social and other causes of crime for the development of theories on criminal behavior.

Development

The West Virginia Legislature in the Criminal Identification Bureau Act of 1971 established the Uniform Crime Reporting Statute.

Criminal Identification Bureau Act of 1971 Chapter 15, Article 2, Section 24, Sub-Section I

(i) All state, county and municipal law enforcement agencies shall submit to the bureau uniform crime reports setting forth their activities in connection with law enforcement. It shall be the duty of the bureau to adopt and promulgate rules and regulations prescribing the forms, general content, time and manner of submission of such Uniform Crime Reports. Willful or repeated failure by any state, county or municipal law enforcement official to submit the Uniform Crime reports as required in this article shall constitute neglect of duty in public office. The Bureau shall correlate the reports submitted to it and shall compile and submit to the governor and the legislature semi-annual reports based on such reports. A copy of such reports shall be furnished to all prosecuting attorneys and law enforcement agencies.

The responsibility and authority for collection and dissemination of UCR data was given to the West Virginia Department of Public Safety (State Police). This program became operational January 1, 1972.


Reporting Procedure

Under the West Virginia UCR Statute, law enforcement agencies are required to submit specified Uniform Crime Reports. The necessary information for each of the required reports is gathered from each agency's record of complaints, investigations and arrests. Offenses are recorded by the municipality and county in which they occur. Municipal law enforcement agencies report those crimes which occur within the cities, county sheriff's departments and state police report those crimes which occur within the counties but outside of the cities:

Uniform crime reports are submitted on a monthly basis. Law enforcement agencies report the number of offenses known to them in the following Part I crime categories:

- (1) Criminal Homicide
- (2) Forcible Rape
- (3) Robbery
- (4) Felonious Assault
- (5) Breaking and Entering
- (6) Larceny
- (7) Motor Vehicle Theft
- (8) Arson

In addition, law enforcement agencies report on a monthly basis supplemental offense information such as the value of property stolen and recovered, the circumstances surrounding homicides and rapes, the age, sex, race and ethnic origin of all persons arrested, and police disposition of juveniles. Police employee data is collected on an annual basis.



Verification Process

An obvious concern in the collection of crime statistics from law enforcement agencies throughout the state is the uniformity and accuracy of data received. All law enforcement agencies are furnished with the Uniform Crime Reporting Handbook which outlines in detail the proper procedures for scoring and classifying offenses. However, program aides such as guides and instructions do not necessarily guarantee the accuracy and correctness of the reports submitted by the agencies. Additional controls therefore are necessary.

Each report received by the UCR Section is recorded, examined and verified for mathematical accuracy and possibly more important for reasonableness. The elimination of duplication of reporting by agencies receives particular attention. Checks are built into the data processing of the reports to further ensure their validity and accuracy. The UCR Program, however, is still affected to some degree by problems such as incorrect reports, incomplete records, misinterpreted data and human error, as are all statistical programs. In addition, it should be pointed out that there is no way of determining the actual total number of crimes which are committed. Many criminal acts occur which are not reported to official sources. It is for this reason the Uniform Crime Reporting Program focuses its attention on the offenses which are reported to law enforcement agencies.

In spite of these and other shortcomings, the Uniform Crime Reporting Program still provides the best information available concerning crime in West Virginia.

Population Data

The computation of crime rates as they appear in this report by municipality, county and state is based on 1980 population data provided by the Federal Bureau of Investigation through the cooperation and assistance of the United States Bureau of Census.

CLASSIFICATION OF OFFENSES

Uniformity in reporting under the West Virginia System is based upon the proper classification of offenses by police.

The adoption of the Federal System of Uniform Crime Reporting included the utilization of the offense classifications of that system. Law enforcement in this state has made accurate application of those classifications in the reports submitted to the West Virginia Uniform Crime Reporting System.

In view of the need for compatibility with the federal system "offenses" under the program are not distinguished by designation of "high misdemeanors," "misdemeanors," or violations of municipal ordinances. The explanations of offense classifications may vary slightly with those employed at the federal level because the language used is that familiar to law enforcement in this state. However, the major categories of offense classification remain the same as those employed on the national level.

Part I Offenses

Offense data consists of information that has been extracted from reports of Part I crimes that have come to the attention of West Virginia law enforcement agencies. In general, Part I crimes are those serious crimes that are usually reported to law enforcement agencies. They consist of the following offenses:

Offense Classifications

(1) Homicide

1a. **Murder and Non-Negligent Manslaughter**—The unlawful killing of a human being with malice aforethought.

General Rule—Any death due to a fight, argument, quarrel, assaults or commission of a crime.

1b. **Manslaughter by Negligence**—The unlawful killing of a human being, by another, without malice aforethought.

General Rule—The killing may result from the commission of an unlawful act or from a lawful act performed with gross negligence. Traffic deaths may be classified as such when due to gross negligence of someone rather than the victim.

(2) Forcible Rape

2a. **Rape by Force**—The carnal knowledge of a female forcibly against her will.

General Rule—Forcible rape of a female but excluding carnal abuse (Statutory Rape) or other sex offenses.

2b. **Assault to Rape-Attempts**—All assaults and attempts to rape.

(3) **Robbery**—The felonious and forcible taking of the property of another, against his will, by violence or by putting him in fear. Includes all attempts.

3a. Gun—All robberies and attempted robberies involving the use of any type firearms (revolvers, automatic pistols, shotguns, zip guns, rifles, pellet guns, etc.)

3b. Knife or Cutting Instrument—All robberies and attempted robberies involving the use of cutting or stabbing objects (knife, razor, hatchet, axe, cleaver, scissors, glass, broken bottle, dagger, ice pick, etc.)

3c. Other Dangerous Weapon —All robberies or attempted robberies when any other object or thing is used as a weapon. (This includes clubs, bricks, jack handles, bottles, explosives, acid, etc.)

3d. Strong Arm-Hands, Fists, Feet, Etc.—All Robberies which includes muggings and similar offenses where no weapon is used, but strong arm tactics are employed to deprive the victim of his property. This is limited to hands, arms, fists, feet, etc. As in armed robbery, include all attempts.

(4) Assaults—An assault is an attempt or offer, with unlawful force or violence, to do physical injury to another.

General Rule—All assaults will be classified in the following categories, excluding assaults with intent to rob or rape.

4a. Gun—All assaults and attempted assaults involving the use of any type of firearms. (Revolvers, automatic pistols, shotguns, zip guns, pellet guns, etc.)

4b. Knife or Cutting Instrument—All assaults and attempted assaults, involving the use of cutting or stabbing objects (knife, razor, hatchet, axe, cleaver, scissors, glass, broken bottle, dagger, ice pick, etc.).

4c. Other Dangerous Weapon—All assaults or attempted assaults when any other object or thing is used as a weapon. (Clubs, bricks, pick handles, bottles, acid, explosives, lye, poison, scalding water and cases of attempted drowning, burning, etc.).

4d. Hands, Fists, Feet, Etc.-Felonious—Assaults which are of a felonious nature when hands, fists, feet, etc., are used. To be classified as felonious assault, the attack must result in serious personal injury.

4e. Other Assaults-Not Felonious—All offenses of simple assault and assault and battery.

(5) Breaking and Entering—Unlawful entry or attempted forcible entry of any structure to commit a felony or larceny.

General Rule—Any unlawful entry or attempted forcible entry of any dwelling house, attached structure, public building, shop, office, factory, storehouse, apartment, house trailer, warehouse, mill, barn, other building, houseboat, or railroad car.

NOTE: For Uniform Crime Reporting purposes, breaking and entering and larceny are classified only as breaking and entering, the larceny is excluded. Breaking and Entering of a motor vehicle is classified as larceny.

5a. Forcible Entry—All offenses where force of any kind is used to enter unlawfully a locked structure, with intent to steal or commit a felony. This includes entry by use of a master key, celluloid, or other device that leaves no outward mark but is used to open a lock. Concealment inside a building, followed by the breaking out of the structure is also included.

5b. Unlawful Entry-No Force—Any unlawful entry without any evidence of forcible entry.

5c. Attempted Forcible Entry—When determined that forcible entry has been attempted.

- (6) Larceny Theft (Except Auto Theft)**—The unlawful taking of the property of another with intent to deprive him of ownership.

General Rule—All larcenies and thefts resulting from pocket-picking, purse snatching, shoplifting, larceny from auto, larcenies of auto parts and accessories, theft of bicycles, larcenies from buildings, and from coin operated machines. Any theft that is not a robbery or the result of breaking and entering is included. Embezzlement, larceny by bailee, fraud or bad check cases are excluded.

- (7) Motor Vehicle Theft**—The larceny or attempted larceny of a motor vehicle.

General Rule—Thefts and attempted thefts of a motor vehicle. This includes all vehicles which can be registered as a motor vehicle in this state. Excludes where there is a lawful access to the vehicle, such as a family situation or unauthorized use by others with lawful access to the vehicle. (Chauffeur, employees, etc.).

- (8) Arson**—Include all arrests for violation of State Laws and Municipal Ordinances relating to arson and attempted arson.

General Rule: Any willful or malicious burning or attempts to burn, with or without intent to defraud, a dwelling house, public building, motor vehicle or aircraft, personal property of another, etc.

The hierarchy rule will not apply to the offense of Arson. Any other Crime Index Offense occurring in conjunction with an arson will be reported.

Part II Offenses

Part II Offenses are made up of all other crimes not classified as Part I crimes. Information on Part II offenses is only reported when an arrest has been made. Part II crimes for UCR purposes are as follows:

- (9) Other Assaults**—This class is comprised of all assaults and attempted assaults which are simple or minor in nature. These "Other Assaults" are also scored on Return A under item 4e as an Offense Known to Police. However, for the purpose of this return, arrests for this offense are scored in this class.
- (10) Forgery and Counterfeiting**—In this class all offenses dealing with the making, altering, uttering or possessing, with intent to defraud, anything false in the semblance of that which is true.
- Include: Altering or forging public or other records. Making, altering, forging, or counterfeiting bills, notes, drafts, tickets, checks, credit cards, etc.
- Counterfeiting coins, plates, bank notes, checks, etc.
- Possessing or uttering forged or counterfeiting instruments.
- Signing the name of another or fictitious person with intent to defraud.
- All attempts to commit any of the above.
- (11) Fraud**—Fraudulent conversion and obtaining money or property by false pretense. Includes bad checks, confidence games, etc., except forgeries and counterfeiting.

- (12) **Embezzlement—Misappropriation or misapplication of money or property entrusted to one's care, custody or control.**
- (13) **Stolen Property: Buying, Receiving, Possessing—Include in this class all offenses of buying, receiving, and possession of stolen property, as well as all attempts to commit any of these offenses.**
- (14) **Vandalism—Include in this class all willful or malicious destruction, injury, disfigurement or defacement of any public or private property, real or personal, without consent of the owner or person having custody or control, by cutting, tearing, breaking, marking, painting, drawing, covering with filth, or any other such means as may be specified by law or ordinance. This offense covers a wide range of malicious behavior directed at property.**
- (15) **Weapons: Carrying, Possessing, Etc.**
 This class deals with violations of weapons laws such as:
 Manufacture, sale or possession of deadly weapons.
 Carrying deadly weapons.
 Furnishing deadly weapons to minors.
 Aliens possessing deadly weapons. All attempts to commit the above.
- (16) **Prostitution and Commercialized Vice—Include in this class the sex offenses of a commercialized nature, such as:**
 Prostitution
 Keeping bawdy house, disorderly house, or house of ill repute.
 Pandering, procuring, transporting or detaining women for immoral purposes, etc.
 All attempts to commit any of the above.
- (17) **Sex Offenses—Except forcible rape, prostitution and commercialized vice. Include offenses against chastity, common decency, morals, and the like.**
 Adultery and fornication
 Buggery
 Incest
 Indecent Exposure
 Sodomy
 Statutory Rape-(No Force)
 All attempts to commit any of the above.
- (18) **Narcotic Drug Laws—Narcotic drug law arrests are requested on the basis of the narcotics used. Include all arrests for violations of State and Local Ordinances, specifically those relating to the unlawful possession, sale, use, growing, manufacturing and making of narcotic drugs. Make the following subdivisions of narcotic drug law arrests.**

Opium or cocaine and their derivatives
Morphine, heroin, codeine

Marijuana

Synthetic narcotics, manufactured narcotics which can cause true drug addiction.

Demerol, methadones

Dangerous non-narcotic drugs

Barbiturates, benzedrine

- (19) Gambling—All charges which relate to promoting, permitting or engaging in gambling. To provide a more refined collection of gambling arrests, the following breakdown should be furnished:**

Bookmaking (Horse and sport books)

Numbers and lottery

All other

- (20) Offenses Against the Family and Children—Included here are all charges of non-support and neglect or abuse of family and children.**

Desertion, abandonment, or non-support

Neglect or abuse of child

Non-payment of alimony

- (21) Driving Under the Influence—This class is limited to the driving or operating of any vehicle while drunk or under the influence of liquor or narcotic drugs.**

- (22) Liquor Laws—With the exception of "Drunkenness" (Class 23) and "Driving Under the Influence" (Class 21), liquor law violations, State or Local, are placed in this class. Do not include Federal violations. Include: Manufacturing, sale, transporting, furnishing, possession, etc.**

Maintaining unlawful drinking places

Bootlegging

Operating still

Furnishing liquor to a minor

Using vehicle for illegal transportation of liquor

- (23) Drunkenness—Included in this class are all offenses of drunkenness or intoxication, with the exception of "Driving Under the Influence" (Class 21).**

Drunk and disorderly

Public intoxication

- (24) Disorderly Conduct—In this class, all disorderly persons arrested except those counted in classes 1 through 23 and class 25 are included.**

- (25) Vagrancy—Place in this class arrests for disorderly persons when the person is arrested for failure to give good account of himself.**

- (26) All Other Offenses—Include in this class every other State or Local offense not included in classes 1 through 25.**

Abduction and compelling to marry

Abortion (Death resulting from abortion is homicide)

Bastardy and concealing death of a bastard

Bigamy and polygamy

Blackmail and extortion

Bribery

Contempt of Court

Discrimination, unfair competition

Kidnapping

Offenses contributing to juvenile delinquency except as provided for in classes 1 through 29, such as employment of children in immoral vocations or practices, admitting minors to improper places, etc.

Perjury and subornation of perjury

Possession, repair, manufacture, etc., of burglar's tools

Possession or sale of obscene literature

Unlawful use, possession, etc., of explosives, etc.

- (27) Suspicion—Not Reported in West Virginia.**

- (28) Curfew and Loitering Laws (Juveniles)—Count all arrests made for violations of local curfew or loitering ordinances.**

- (29) Runaway (Juvenile)—Count arrests made by other jurisdictions of runaways from your jurisdiction. Do not include protective custody actions with respect to runaways you take for other jurisdictions. Count only your own local cases.**

PROFILE STATE OF WEST VIRGINIA

West Virginia, truly deserving of its nickname "Mountain State", possesses an abundance of resources — natural, educational and recreational — for its citizens and for visitors to this fine state.

Bordered by the states of Pennsylvania, Maryland, Ohio, Kentucky and Virginia, West Virginia is located between the large population centers of the East and Midwest. Four principal Metropolitan market areas — New York, Chicago, Philadelphia and Detroit — are within a 500 mile radius of the state.

Comprised of 55 counties, with a population in 1980 of 1,949,644 and a density of 80.3 persons per square mile, West Virginia is primarily a rural state. Known best as one of the major coal producing states, West Virginia continues to move to the forefront in terms of energy production, research, and development. In addition to an increased emphasis on coal, natural gas liquids and petroleum continue to be important mineral resources. And in the Ohio and Kanawha River Valleys the chemical industry has become a major economic force in the state. Add to these other resources such as metals and high quality timber from our vast woodlands, and it becomes obvious that West Virginia's economy is quite diverse.

Two areas of improvement West Virginians are quite proud of are in education and in recreation. Advancements in education include the addition of two medical schools, plans for a second law school, a greatly expanded statewide College of Graduate Studies, as well as many new elementary, secondary, vocational and technical schools throughout the state.

In the area of recreation, West Virginia is a state with an exceptional outdoor recreation base. Its varied topography, climate and resources give it the potential of being a year-round recreation land serving the people of the Eastern United States. With its fine fishing streams, picturesque mountains and abundant forest areas, West Virginia's state parks and forests continue to attract visitors in ever-growing numbers.

This profile is presented to help the reader gain a better understanding of the state of West Virginia.

CRIME FACTORS

Statistics gathered under the Uniform Crime Reporting Program are submitted by the law enforcement agencies of West Virginia and project a state-wide view of crime. Awareness of the presence of certain crime factors, which may influence the resulting volume and type of statistics presented, is necessary if fair and equitable conclusions are to be drawn. These crime-influencing factors are present, to some degree, in every community and their presence affects, in varying degrees, the crime experience of that community. Attempts at comparison of crime figures between communities should not be made without first considering the individual factors present in each community.

Crime, as an outgrowth of society, remains a social problem of grave concern and the police are limited in their role to its suppression and detection. As stated by the President's Commission on Law Enforcement and Administration of Criminal Justice in their report "The Challenge of Crime In A Free Society" (1967-Page 92):

"But the fact that the police deal daily with crime does not mean that they have unlimited power to prevent it, or reduce it, or deter it. The police did not create and cannot resolve the social conditions that stimulate crime. They did not start and cannot stop the convulsive social changes that are taking place in America. They do not enact the laws that they are required to enforce, nor do they dispose of the criminals they arrest. The police are only one part of the criminal justice system; the criminal justice system is only one part of the government; and the government is only one part of society. Insofar as crime is a social phenomenon, crime prevention is the responsibility of every part of society. The criminal process is limited to case by case operations, one criminal or one crime at a time."

Set forth below are some of the conditions which will, by type and volume, affect the crime that occurs from place to place:

Density and size of the community population and the metropolitan area of which it is a part.

Composition of the population with reference particularly to age, sex, race and ethnic origin.

Economic status of the population.

Relative stability of the population, including commuters, seasonal, and other transient types.

Climate, including seasonal weather conditions.

Educational, recreational, and religious characteristics.

Standards governing appointments to the police force.

Policies of the prosecuting officials and the courts.

Attitude of the public toward law enforcement problems.

The Administrative and investigative efficiency of the local law enforcement agency, including the degree of adherence to crime reporting standards.

CRIME INDEX

The tabulations presented in the tables, graphs, and charts in this publication indicate the volume and distribution of crime in West Virginia on the basis of a Crime Index. The crime figures are broken down by municipal, county and state totals.

The Uniform Crime Reporting Program utilizes eight crime classifications to establish an index to measure the trend and distribution of crime in the United States. These crimes—Murder, Forcible Rape, Robbery, Felonious Assault, Breaking & Entering, Larceny Theft, Motor Vehicle Theft and Arson—are counted by law enforcement agencies as the crimes become known to them. These crimes were selected for use in the Crime Index because, as a group, they represent the most common local crime problem. They are all serious crimes, either by their very nature or due to the volume in which they occur. Offenses of Murder, Forcible Rape, Robbery, and Felonious Assault are categorized as Violent Crimes. Offenses of Breaking & Entering, Larceny-Theft, Motor Vehicle Theft and Arson are classed as Non-Violent Crimes.

The crime counts set forth in this publication are for actual offenses established by police investigation. In 1980, 48,425 Crime Index Offenses were known to police.

Calculation of Rates and Percentages

Monthly and annual Uniform Crime Reports currently received from 370 municipal, county and state law enforcement agencies in West Virginia represent 100 percent of the estimated West Virginia population.

The West Virginia State Police maintain at least one detachment in each of the 55 counties throughout the state. Each detachment is mainly responsible for law enforcement in the rural areas of the respective county. Therefore, there are two law enforcement agencies (state police and sheriff's department) in each county which serve the same area and essentially the same population. Because of this fact, to attempt to compute a crime rate for each of the agencies would be unreasonable. The problem was resolved by combining activity reported by both agencies into one category hereafter referred to in this report as "rural county". However, the number of offenses and the percent of offenses cleared is listed separately for each agency.

This report provides police executives with a yardstick with which to measure local crime problems. To use this report as an administrative tool, data must be converted into rates and percentages. Simple formulas for this purpose are presented below.

Crime Rates

The most used of all crime statistics is the Crime Index Rate, which refers to the number of Crime Index offenses per 100,000 inhabitants. It can be calculated by either of two procedures.

One procedure is to divide the number of Crime Index Offenses by the population, and to multiply the result by 100,000.

EXAMPLE:

$$\frac{1,980 \text{ Robberies}}{500,000 \text{ Population}} = .003960 \times 100,000 = 396.0 = \text{Robberies per 100,000 persons}$$

Another procedure is called the reciprocal method. It can be used to calculate crime rates for a number of different offense classifications. The reciprocal is determined by dividing 100,000 by the population. The reciprocal can then be multiplied by the number of offenses for each crime to determine the rate per 100,000.

EXAMPLE:

$$\frac{100,000}{500,000 \text{ population}} = \text{Reciprocal } .200000 \times \text{Number of Robberies } 1,980 = 396.0 \text{ Robberies per 100,000 persons}$$

All Crime Rates which were calculated for the total number of offenses committed in the State were based on the number of offenses per 100,000 persons.

However, due to the fact that no city within the State has a population over 100,000, calculations for each individual contributing agency were based on the number of offenses per 1,000 persons.

Clearance Rates

For Uniform Crime Reporting purposes, a Crime Index Offense is cleared when a law enforcement agency has identified the offender, there is enough evidence to charge him and he is actually taken into custody. The arrest of one person can clear several crimes or several persons may be arrested in the process of clearing one crime.

Crime solutions are also recorded in exceptional circumstances when some element beyond law enforcement control precludes formal charges against the offender. An offense may be exceptionally cleared when it falls into one of the following categories:

1. The offender commits suicide.
2. A double murder occurs (two persons kill each other).
3. The offender dies after making a confession (dying declaration).
4. The offender is killed by a law enforcement officer.
5. The offender confesses to committing the crime while already in custody for another crime or serving a sentence.
6. The offender is prosecuted in another city for a different crime by federal, state or local authorities, or for the same offense, and the other jurisdiction refuses to release the offender.
7. Another jurisdiction refuses to extradite the offender.

8. The victim of a crime refuses to cooperate in the prosecution.
9. The offender is prosecuted for a less serious charge than the one for which he was arrested.
10. The offender is a juvenile who is handled by a verbal or written notice to the parents in instances involving minor offenses such as petit larceny.

For the year of 1980, 23.6 percent of all Index Crimes were cleared as compared to 23.9 percent cleared during 1979. The percentage of Violent Crimes cleared was 66.7 percent in 1980 and 67.2 percent in 1979 while the clearance rate for Property Crimes was 20.3 percent in 1980 and 20.6 percent in 1979.

**CRIME IN WEST VIRGINIA
ANNUAL REPORT SYNOPSIS
1980**

POPULATION:	
TOTAL	1,949,644
RURAL	1,183,119
MUNICIPAL	766,525

LAW ENFORCEMENT EMPLOYEES:	
TOTAL	3,785
SWORN OFFICERS	2,920
CIVILIANS	865

INDEX CRIME VOLUME:	
TOTAL	48,425
VIOLENT	3,507
MURDER	139
FORCIBLE RAPE	304
ROBBERY	925
FELONIOUS ASSAULT	2,139
NON-VIOLENT	44,918
BREAKING AND ENTERING	14,016
LARCENY-THEFT	27,105
MOTOR VEHICLE THEFT	3,797

INDEX CRIME TIME FREQUENCIES:	
TOTAL	1 EVERY 10.9 MINUTES
VIOLENT	1 EVERY 2.5 HOURS
MURDER	1 EVERY 2.6 DAYS
FORCIBLE RAPE	1 EVERY 1.2 DAYS
ROBBERY	1 EVERY 9.5 HOURS
FELONIOUS ASSAULT	1 EVERY 4.1 HOURS
NON-VIOLENT	1 EVERY 11.7 MINUTES
BREAKING AND ENTERING	1 EVERY 37.5 MINUTES
LARCENY-THEFT	1 EVERY 19.4 MINUTES
MOTOR VEHICLE THEFT	1 EVERY 2.3 HOURS

INDEX CRIME RATE PER 100,000 RESIDENTS:	
TOTAL	2,483.8
VIOLENT	179.9
MURDER	7.1
FORCIBLE RAPE	15.6
ROBBERY	47.4
FELONIOUS ASSAULT	109.7

NON-VIOLENT	2,303.9
BREAKING AND ENTERING	718.9
LARCENY-THEFT	1,390.3
MOTOR VEHICLE THEFT	194.8
INDEX CRIME CLEARANCES (RATES):	
TOTAL	11,451 (23.6%)
VIOLENT	2,338 (66.7%)
MURDER	117 (84.2%)
FORCIBLE RAPE	203 (66.8%)
ROBBERY	336 (36.3%)
FELONIOUS ASSAULT	1,682 (78.6%)
NON-VIOLENT	9,113 (20.3%)
BREAKING AND ENTERING	2,812 (20.1%)
LARCENY-THEFT	5,370 (19.8%)
MOTOR VEHICLE THEFT	931 (24.5%)
INDEX CRIME ARRESTS:	
TOTAL	10,996
VIOLENT	1,778
MURDER	121
FORCIBLE RAPE	174
ROBBERY	436
FELONIOUS ASSAULT	1,047
NON-VIOLENT	9,218
BREAKING AND ENTERING	3,201
LARCENY-THEFT	5,236
MOTOR VEHICLE THEFT	781
VALUE OF PROPERTY STOLEN:	
TOTAL STOLEN	\$32,722,898
TOTAL RECOVERED	\$12,249,572 (37.4%)
LAW ENFORCEMENT OFFICERS:	
KILLED	0
ASSAULTED	192
(WITH PERSONAL INJURY)	63 (32.8%)
ARSON OFFENSES (VALUE OF PROPERTY DAMAGED):	
TOTAL	1,032 \$14,095,751
STRUCTURAL	704 \$13,138,217
MOBILE	267 \$ 925,438
OTHER	61 \$ 32,096

THIS SYNOPSIS OF CRIME IN WEST VIRGINIA FOR 1980 PRESENTS SIGNIFICANT INFORMATION FOR THE YEAR TO PROVIDE READY REFERENCE TO PERSONS NOT PARTICULARLY INTERESTED IN OR IN NEED OF DETAILED STATISTICS OR COMPARISONS.

WEST VIRGINIA OFFENSE DATA

CRIME INDEX OFFENSES 1980

The crimes in this group are all serious, either by their very nature or because of the frequency with which they occur, and present a common enforcement problem to all police.

A total of 48,425 Crime Index Offenses were reported for 1980.

August recorded the highest number of Crime Index Offenses with 4,603.

There were 2,483.8 Crime Index Offenses per 100,000 population in West Virginia.

The total dollar value of property stolen during commission of Crime Index Offenses was \$32,722,898, of which \$12,249,572 was recovered.

A total of 11,451 Crime Index Offenses were cleared by arrest or exceptional clearance, a clearance rate of 23.6 percent. Adults were involved in 9,188 of the clearances.

There were 10,996 persons arrested for Crime Index Offenses; 9,279 of those arrested were males, 2,897 were under 18, and 9,797 were white.

Crime Index Offenses can be further categorized as a Violent Crime (Murder, Forcible Rape, Robbery, and Felonious Assault) or Non-Violent (or Property) Crime (Breaking and Entering, Larceny-Theft, Motor Vehicle Theft and Arson).

Violent Crimes involve the element of personal confrontation between the perpetrator and the victim and are considered more serious than Property (or Non-Violent) Crimes.

A total of 3,507 Violent Crimes were reported for 1980.

August recorded the highest number of Violent Crimes with 394.

There were 179.9 Violent Crimes per 100,000 population in West Virginia.

A total of 2,338 Violent Crime Offenses were cleared by arrest or exceptional clearance, a clearance rate of 66.7 percent. Adults were involved in 2,162 of the clearances.

There were 1,778 persons arrested for Violent Crime Offenses; 1,633 of those arrested were males, 177 were under 18, and 1,531 were white.

A total of 44,918 Non-Violent (or Property) Crimes were reported for 1980.

August recorded the highest number of Non-Violent Crimes with 4,209.

There were 2,303.9 Non-Violent Crimes per 100,000 population in West Virginia.

A total of 9,113 Non-Violent Crime Offenses were cleared by arrest or exceptional clearance, a clearance rate of 20.3 percent. Adults were involved in 7,026 of the clearances.

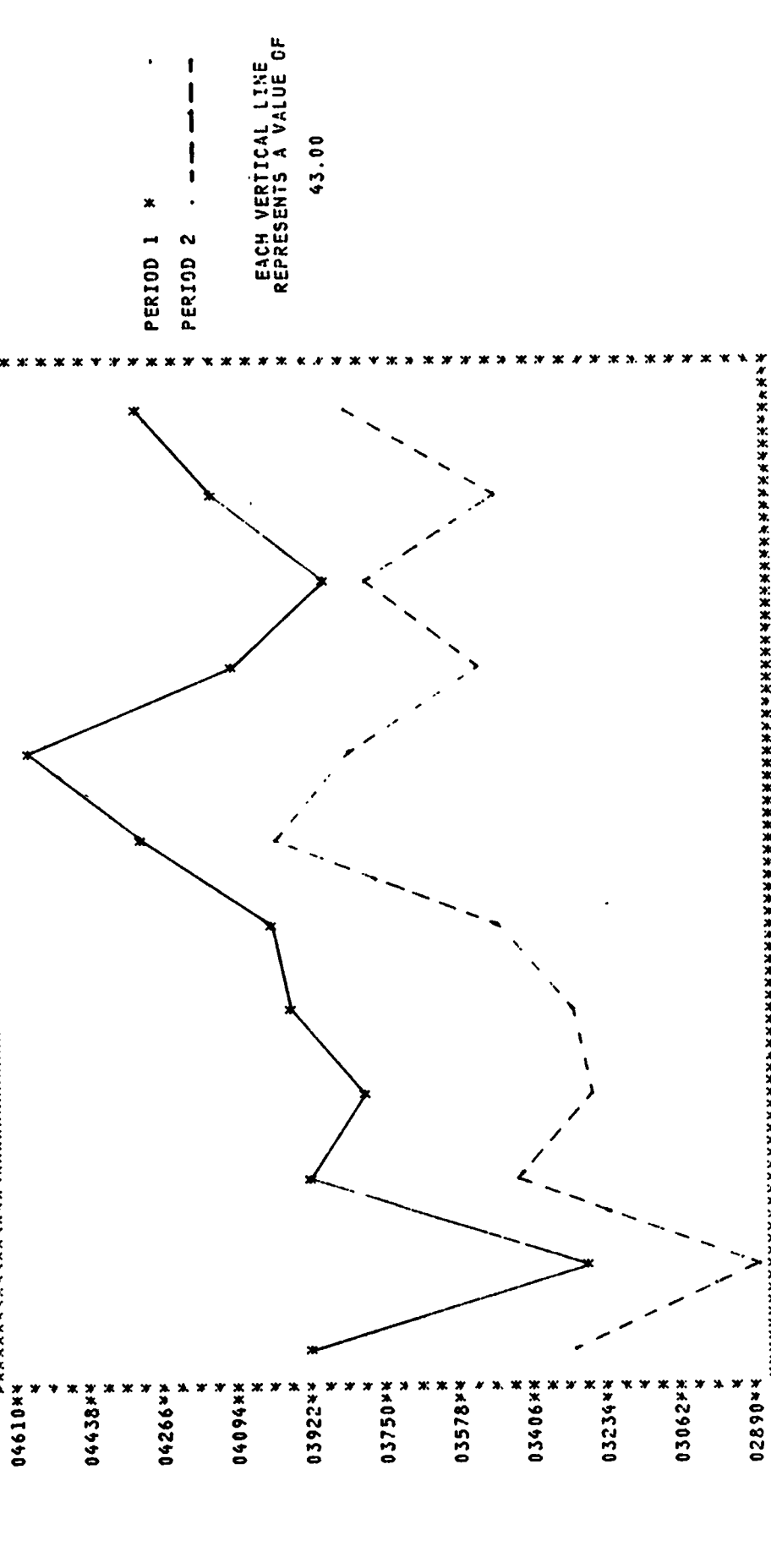
There were 9,218 persons arrested for Non-Violent Crime Offenses; 7,646 of those arrested were males, 2,720 were under 18, and 8,266 were white.

CRIME INDEX OFFENSES

January - December 1979, 1980

WEST VIRGINIA TOTAL
 JAN THRU DEC 1 1,949,644
 POPULATION PERIOD 2 1,878,000
 POPULATION PERIOD 1 1,878,000
 NUMERICAL CHANGE 71,644+
 PERCENT CHANGE 3.8+

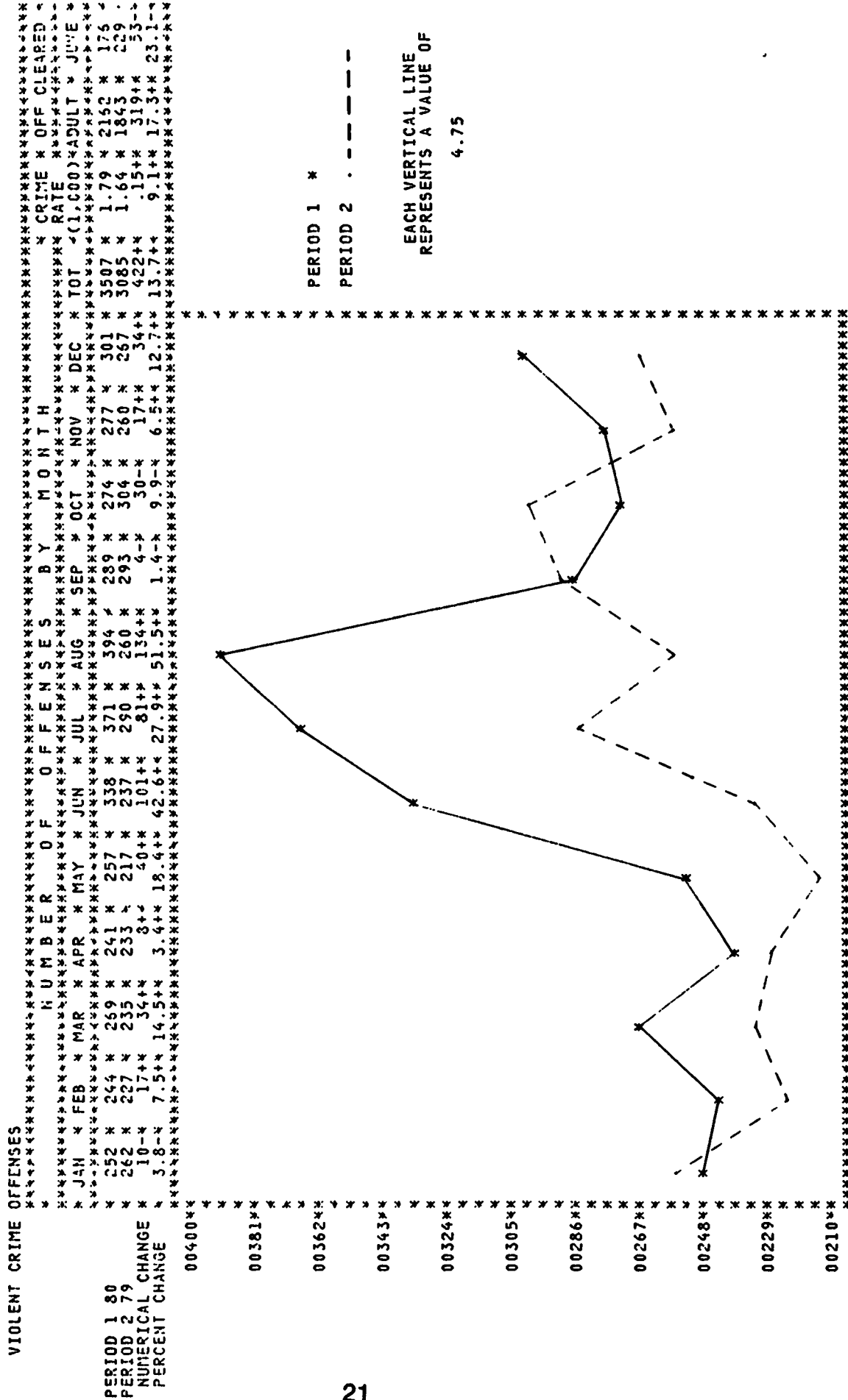
TOTAL CRIME INDEX OFFENSES		NUMBER OF OFFENSES BY MONTH												CRIME RATE (1,000)		OFF CLEARED			
PERIOD	NUMERICAL CHANGE	JAN	FEB	MAR	APR	MAY	JUN	JUL	AUG	SEP	OCT	NOV	DEC	TOT	ADULT	JUVE	PERIOD 1	PERIOD 2	
1 80	585+	3294	3946	3946	3830	3972	6045	4335	4603	4107	3906	4142	4318	48425	24.70	9188	2263	22.54	7769
2 79	3342	2895	3456	3456	3316	3360	3498	4015	3877	3549	3828	3525	3871	42532	22.16	1419+	152-	22.16	1419+
PERCENT CHANGE	17.5+	13.8+	14.2+	15.5+	18.2+	15.6+	8.0+	18.7+	15.7+	2.0+	17.5+	11.5+	13.9+	9.6+	18.3+	6.3-			



VIOLENT CRIME OFFENSES

January - December 1979, 1980

WEST VIRGINIA TOTAL
 JAN THRU DEC
 POPULATION PERIOD 1 1,969,644
 POPULATION PERIOD 2 1,878,000
 NUMERICAL CHANGE 71,644+
 PERCENT CHANGE 3.8+



NON-VIOLENT PROPERTY OFFENSES

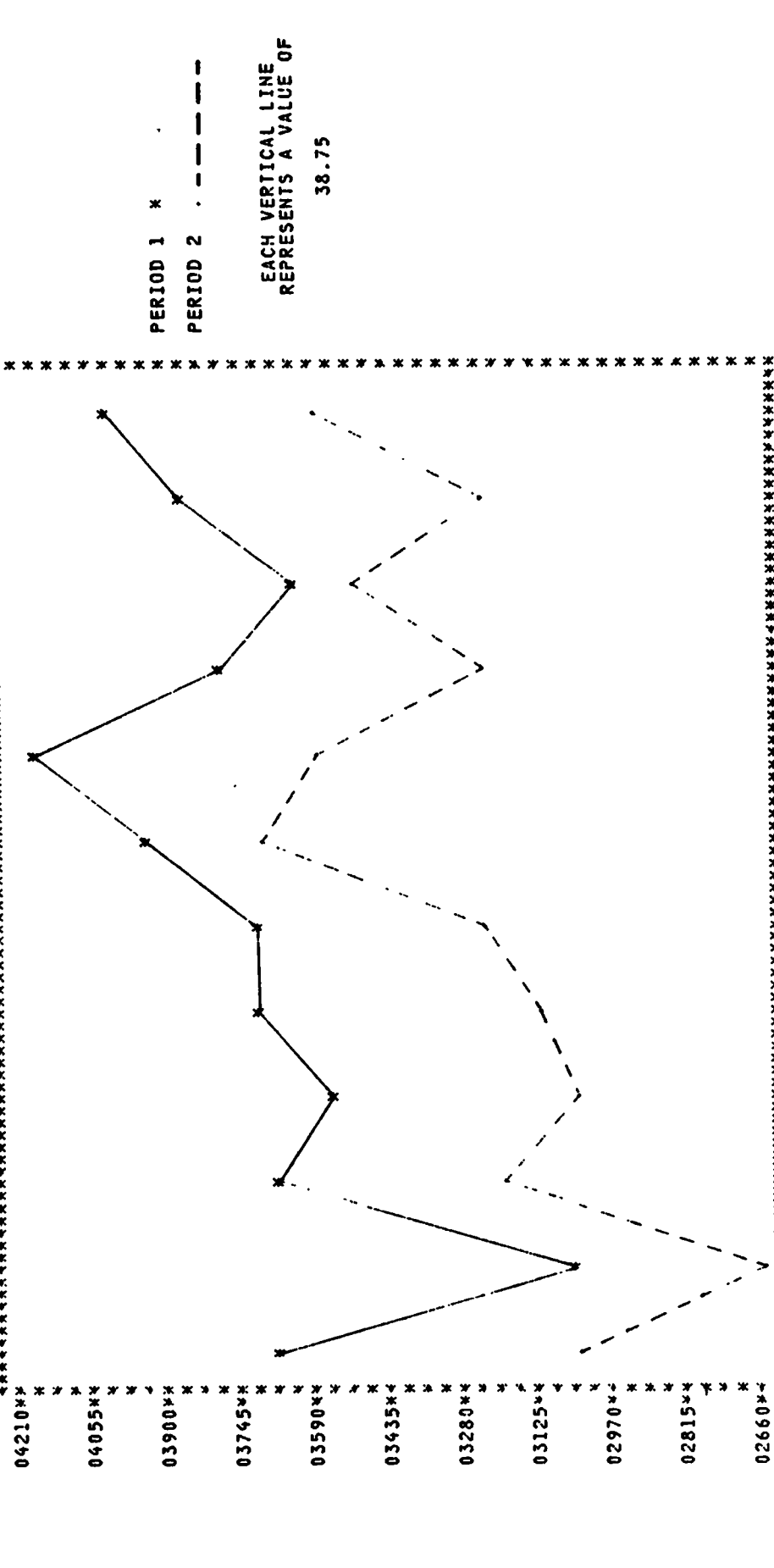
January - December 1979, 1980

WEST VIRGINIA TOTAL

JAN THRU DEC 1,949,644
 POPULATION PERIOD 1 1,878,000
 POPULATION PERIOD 2 71,644+
 NUMERICAL CHANGE 71,644+
 PERCENT CHANGE 3.8+

NON-VIOLENT OFFENSES

PERIOD	NUM	BER	OF	OFFENSES	BY	MONTH	CRIME	OFF	CLEARED							
							(1,000)	ADULT	JUVE							
JAN	3675	* 3050	* 3677	* 3589	* 3715	* 3707	* 3964	* 4209	* 3818	* 3632	* 3265	* 4017	* 44918	* 22.91	* 7026	* 2087
FEB	3080	* 2668	* 3221	* 3083	* 3143	* 3261	* 3725	* 3617	* 3256	* 3524	* 3604	* 39447	* 20.91	* 5926	* 2186	
MAR	595+	* 456+	* 506+	* 572+	* 446+	* 239+	* 592+	* 562+	* 108+	* 600+	* 413+	* 5471+	* 2.00+	* 1100+	* 99-	
APR	19.3+	* 14.3+	* 14.2+	* 16.4+	* 13.7+	* 6.4+	* 16.4+	* 17.3+	* 3.1+	* 18.4+	* 11.5+	* 13.9+	* 9.6+	* 18.6+	* 4.5-	
MAY																
JUN																
JUL																
AUG																
SEP																
OCT																
NOV																
DEC																
TOT																
RATE																



PERIOD 1 *
 PERIOD 2
 EACH VERTICAL LINE OF
 REPRESENTS A VALUE OF
 38.75

WEST VIRGINIA CRIME INDEX
Five Year Recapitulation of Offenses
1976 - 1980

INDEX OFFENSES

	Year	Number of Offenses	Percent Change	Rate Per 100,000 Population	Percent Change
MURDER	1976	121		6.6	
	1977	113	-6.6	6.1	-7.6
	1978	128	+13.3	6.9	+13.1
	1979	120	-6.3	6.4	-7.3
	1980	139	+15.8	7.1	+10.9
FORCIBLE RAPE	1976	187		10.2	
	1977	241	+28.9	13.0	+27.5
	1978	274	+13.7	14.7	+13.1
	1979	289	+5.5	15.4	+4.8
	1980	304	+5.2	15.6	+1.3
ROBBERY	1976	676		37.1	
	1977	775	+14.6	41.7	+12.4
	1978	853	+10.1	45.9	+10.1
	1979	809	-5.2	43.1	-6.1
	1980	925	+14.3	47.4	+10.0
FELONIOUS ASSAULT	1976	1,728		94.8	
	1977	1,667	-3.5	89.7	-5.4
	1978	1,839	+10.3	98.9	+10.3
	1979	1,867	+1.5	99.4	+0.5
	1980	2,139	+14.6	109.7	+10.4
BREAKING AND ENTERING	1976	10,351		568.4	
	1977	10,957	+5.9	589.4	+3.7
	1978	11,907	+8.7	640.2	+8.6
	1979	11,611	-2.5	618.3	-3.4
	1980	14,016	+20.7	718.9	+16.3
LARCENY - THEFT	1976	26,234		1,440.6	
	1977	24,726	-5.7	1,330.1	-7.7
	1978	23,674	-4.3	1,272.8	-4.3
	1979	24,117	+1.9	1,284.2	+0.9
	1980	27,105	+12.4	1,390.3	+8.3
MOTOR VEHICLE THEFT	1976	2,420		132.8	
	1977	2,989	+23.5	160.8	+21.1
	1978	3,237	+8.3	174.0	+8.2
	1979	3,719	+13.0	198.0	+13.8
	1980	3,797	+2.1	194.8	-1.6

VIOLENT CRIME	1976	2,712		148.9	
	1977	2,796	+3.1	150.4	+1.0
	1978	3,094	+10.7	166.4	-10.6
	1979	3,085	-0.3	164.3	-1.3
	1980	3,507	+13.7	179.9	+9.5
NON-VIOLENT CRIME	1976	39,005		2,141.9	
	1977	38,672	-0.9	2,080.3	-2.9
	1978	38,818	+0.4	2,087.0	+0.3
	1979	39,447	+1.6	2,100.5	+0.7
	1980	44,918	+13.9	2,303.9	+9.7
TOTAL FOR WEST VIRGINIA	1976	41,717		2,290.8	
	1977	41,468	-0.6	2,230.7	-2.6
	1978	41,912	+1.1	2,253.4	+1.0
	1979	42,532	+1.5	2,264.8	+0.5
	1980	48,425	+13.9	2,483.8	+9.7

CRIMINAL HOMICIDE - MURDER

Murder is defined as the unlawful killing of a human being with malice aforethought. Any death due to a fight, argument, quarrel, assault, or commission of a crime is included. This index offense is scored by police on the basis of their investigation without regard as to the findings of a court or jury or the decision of a prosecutor. Attempts to kill and assault to kill are scored as felonious assaults and not as murder. Suicide, accidental deaths, justifiable homicides and traffic deaths caused by the negligence of someone other than the victim are not included.

MURDER SUMMARY

1980

A total of 139 Murder offenses were reported for 1980.

Murders comprised 4.0 percent of the total for the Violent Crime category and less than one half of one percent of the total Crime Index Offenses.

June recorded the highest number of Murders with 17 offenses, while November recorded 16, and May and August both recorded 15.

There were 7.1 Murder victims per 100,000 population in West Virginia.

Males accounted for 83.5 percent of the Murder victims; 87.8 percent of the victims were white.

The largest number of victims, 24, falls in the 25-29 age group.

Firearms were used in 104 of the Murders reported, with handguns being used in 70 of those.

A total of 117 Murders were cleared by arrest or exceptional clearance, a clearance rate of 84.2 percent. Adults were involved in 113 of the clearances.

There were 121 persons arrested for Murder offenses; 105 of those arrested were males, 8 were under 18, and 106 were white.

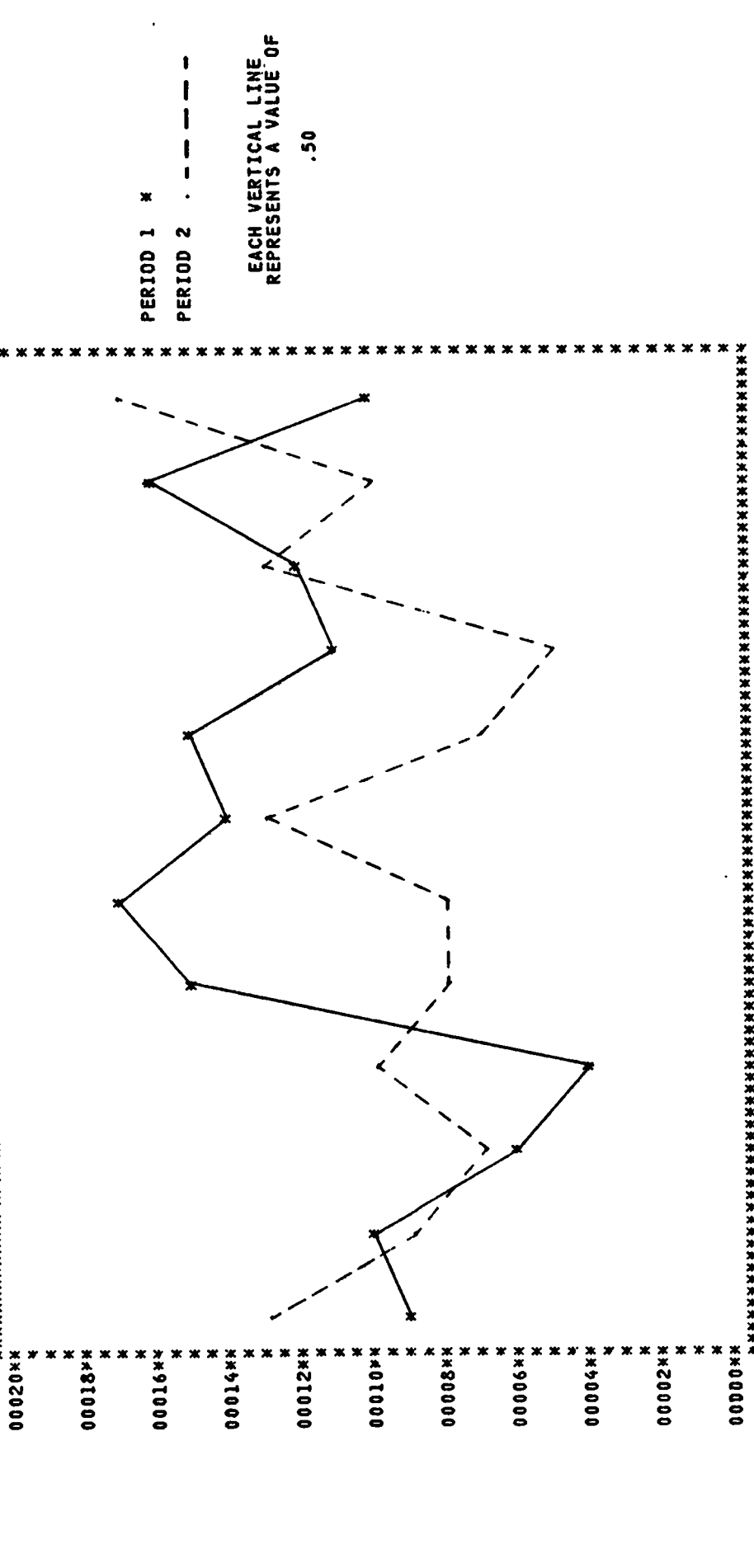
MURDER

January - December 1979, 1980

```

CRIMINAL HOMICIDE OFFENSES (MURDER)
*****
NUMBER OF OFFENSES BY MONTH
*****
JAN * FEB * MAR * APR * MAY * JUN * JUL * AUG * SEP * OCT * NOV * DEC *
* 9 * 10 * 10 * 6 * 4 * 15 * 17 * 14 * 15 * 11 * 12 * 16 * 10 *
* 13 * 9 * 7 * 10 * 8 * 8 * 8 * 13 * 7 * 5 * 13 * 10 * 17 *
* 4 * 1 * 1 * 1 * 6 * 7 * 9 * 1 * 6 * 1 * 6 * 7 * 10 *
* 30.8 * 11.1 * 14.3 * 60.0 * 87.5 * 112.5 * 7.7 * 114.3 * 120.0 * 7.7 * 60.0 * 41.2 *
*****
PERIOD 1 80
PERIOD 2 79
NUMERICAL CHANGE
PERCENT CHANGE
*****

```



PERIOD 1 *

PERIOD 2 . - - - -

EACH VERTICAL LINE
REPRESENTS A VALUE OF
.50

West Virginia

Murder Victims by Age, Sex, Race and Ethnic Origin

January - December 1979, 1980

1980		AGE	NUMBER	PERCENT	SEX		RACE						ETHNIC ORIGIN	
				DISTRIB	MALE	FEMALE	WHITE	BLACK	AMER IND	ASI ISD	HISPANIC	NON HISP		
1979		AGE	NUMBER	PERCENT	SEX		RACE						ETHNIC ORIGIN	
				DISTRIB	MALE	FEMALE	WHITE	NEGRO	INDIAN	CHINESE	JAPANESE	ALL OTHER		
1980	1-4		2	1.44	1	1	2							2
1979			6	5.00	3	3	5	1						
	PERCENT CHANGE		66.67-		66.67-	66.67-	60.00-							
1980	5-9		0	.00										
1979			2	1.67	1	1	2							
	PERCENT CHANGE													
1980	10-14		0	.00										
1979			4	3.33	1	3	3	1						
	PERCENT CHANGE													
1980	15-19		18	12.95	17	1	17	1						18
1979			5	4.17	3	2	5							
	PERCENT CHANGE		*260.00+		466.67+	50.00-	240.00+							
1980	20-24		12	8.63	11	1	11	1						12
1979			19	15.83	14	5	18							
	PERCENT CHANGE		36.84-		21.43-	80.00-	38.89-							
1980	25-29		24	17.27	22	2	17	7						24
1979			23	19.17	17	6	20	3						
	PERCENT CHANGE		4.35+		29.41+	66.67-	15.00-	133.33+						
1980	30-34		13	9.35	10	3	10	3						13
1979			18	15.00	15	3	16	2						
	PERCENT CHANGE		27.78-		33.33-		37.50-	50.00+						
1980	35-39		15	10.79	11	4	14	1						15
1979			6	5.00	4	2	5							
	PERCENT CHANGE		*150.00+		175.00+	100.00+	180.00+							
1980	40-44		13	9.35	11	2	13							13
1979			9	7.50	8	1	8	1						
	PERCENT CHANGE		44.44+		37.50+	100.00+	62.50+							
1980	45-49		11	7.91	8	3	11							11
1979			6	5.00	4	2	5	1						
	PERCENT CHANGE		83.33+		100.00+	50.00+	120.00+							
1980	50-54		7	5.04	6	1	6	1						7
1979			6	5.00	5	1	5							
	PERCENT CHANGE		16.67+		20.00+		20.00+							
1980	55-59		6	4.32	5	1	6							6
1979			6	5.00	4	2	6							
	PERCENT CHANGE				25.00+	50.00-								
1980	60-64		6	4.32	4	2	5	1						6
1979			2	1.67	2		2							
	PERCENT CHANGE		*200.00+		100.00+		150.00+							
1980	65-69		4	2.88	4		4							4
1979			3	2.50	3		3							
	PERCENT CHANGE		33.33+		33.33+		33.33+							
1980	70-74		3	2.16	3		3							3
1979			3	2.50	2	1	3							
	PERCENT CHANGE				50.00+									
1980	75 AND OVER		5	3.60	3	2	3	2						5
1979			2	1.67	2		2							
	PERCENT CHANGE		*150.00+		50.00+		50.00+							
1980	TOTAL		139	100.00	116	23	122	17						139
1979			120	100.00	88	32	108	12						
	PERCENT CHANGE		15.83+		31.82+	28.13-	12.96+	41.67+						
	PERCENT	1980			83.45	16.55	87.77	12.23						100.00
		1979			73.33	26.67	90.00	10.00						

MURDERS BY TYPE OF WEAPON/CIRCUMSTANCE

January - December 1979, 1980

MURDERS BY CIRCUMSTANCE				MURDERS BY TYPE OF WEAPON			
CIRCUMSTANCE	NUMBER	PERCENT DISTRIB		TYPE OF WEAPON	NUMBER	PERCENT DISTRIB	
RAPE	1980 1979	1 3	.72 2.50	GUN	1980 1979	2 2	1.44 .50
	PERCENT OF CHANGE	66.67+			PERCENT OF CHANGE	00	
ROBBERY	1980 1979	17 4	12.23 3.33	HANDGUN	1980 1979	70 45	50.36 37.50
	PERCENT OF CHANGE	325.00+			PERCENT OF CHANGE	55.56+	
BURGLARY	1980 1979	0 1	.00 .83	RIFLE	1980 1979	11 10	7.91 8.33
	PERCENT OF CHANGE	.00			PERCENT OF CHANGE	10.00+	
MOTOR VEHICLE THEFT	1980 1979	0 1	.00 .83	SHOTGUN	1980 1979	19 20	13.67 16.67
	PERCENT OF CHANGE	.00			PERCENT OF CHANGE	5.00-	
ARSON	1980 1979	2 1	1.44 .83	OTHER GUN	1980 1979	2 0	1.44 .00
	PERCENT OF CHANGE	100.00+			PERCENT OF CHANGE	.00	
OTHER FELONIOUS UNKNOWN	1980 1979	3 4	2.16 3.33	CUTTING AND STABBING	1980 1979	13 17	9.35 14.17
	PERCENT OF CHANGE	25.00-			PERCENT OF CHANGE	23.53-	
LOVERS TRIANGLE	1980 1979	9 3	6.47 2.50	BLUNT OBJECT	1980 1979	8 11	5.76 9.17
	PERCENT OF CHANGE	200.00+			PERCENT OF CHANGE	27.27-	
BRAWL DUE-ALCOHOL	1980 1979	3 7	2.16 5.83	PERSONAL WEAPONS	1980 1979	2 6	1.44 5.00
	PERCENT OF CHANGE	57.14-			PERCENT OF CHANGE	66.67-	
BRAWL DUE-NARCOTICS	1980 1979	1 0	.72 .00	EXPLOSIVES	1980 1979	0 1	.00 .83
	PERCENT OF CHANGE	.00			PERCENT OF CHANGE	.00	
ARGUMENT-MONEY PROPERTY	1980 1979	5 6	3.60 5.00	FIRE	1980 1979	5 1	3.60 .83
	PERCENT OF CHANGE	16.67-			PERCENT OF CHANGE	400.00+	
OTHER ARGUMENTS	1980 1979	71 58	51.08 48.33	DROWNING	1980 1979	0 1	.00 .83
	PERCENT OF CHANGE	22.41+			PERCENT OF CHANGE	.00	
OTHER NON-FELONIOUS	1980 1979	11 16	7.91 13.33	STRANGULATION-HUNG	1980 1979	1 5	.72 4.17
	PERCENT OF CHANGE	31.25-			PERCENT OF CHANGE	80.00-	
ALL SUSPECT FELONY TYPE	1980 1979	14 12	10.07 10.00	ASPHYXIATION	1980 1979	0 1	.00 .83
	PERCENT OF CHANGE	16.67+			PERCENT OF CHANGE	.00	
UNCLASSIFIED	1980 1979	2 4	1.44 3.33	OTHER	1980 1979	6 2	4.32 1.67
	PERCENT OF CHANGE	50.00-			PERCENT OF CHANGE	200.00+	
TOTAL	1980 1979	139 120	100.00 100.00	TOTAL	1980 1979	139 120	100.00 100.00
	PERCENT OF CHANGE	15.83+			PERCENT OF CHANGE	15.83+	

FORCIBLE RAPE

Forcible Rape is the carnal knowledge of a female forcibly and against her will. For the purpose of Uniform Crime Reporting, rape is divided into two categories: (1) Rape by Force; and (2) Attempted Rape. Carnal abuse without force (statutory rape) and other sex offenses are not included.

Forcible Rape differs from other violent crimes in that the victim in many cases, is hesitant in reporting the offense to police. The rigors of court procedures, embarrassment and fear of any accompanying stigma have a deterrent effect on the victim's willingness to make the crime known to police. The presence of a prior relationship between victim and perpetrator makes the determination of the act of force difficult to establish, and the usual clandestine nature of the offense presents a problem in verification.

FORCIBLE RAPE SUMMARY

1980

A total of 304 Forcible Rape Offenses were reported for 1980.

Forcible Rapes comprised 8.7 percent of the total for the Violent Crime Category and less than one percent of the total Crime Index Offenses.

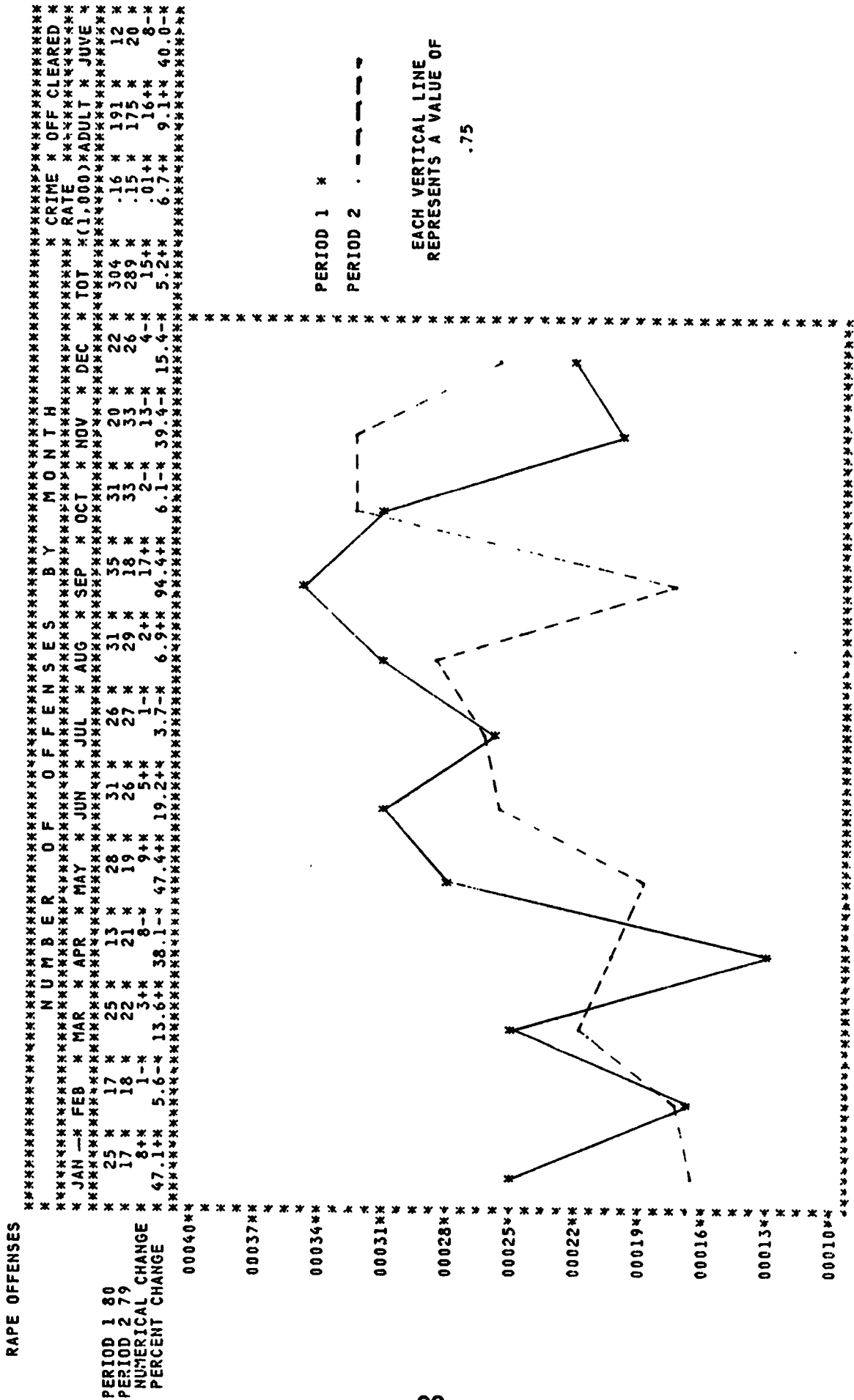
September recorded the highest number of Forcible Rapes with 35.

A total of 203 Forcible Rapes were cleared by arrest or exceptional clearance, a clearance rate of 66.8 percent. Adults were involved in 191 of the clearances.

There were 174 persons arrested for Forcible Rape offenses; 173 of those arrested were males, 16 were under 18, and 148 were white.

FORCIBLE RAPE

January - December 1979, 1980



ROBBERY

Robbery is defined as the felonious and forcible taking of the property of another against their will by violence or by putting them in fear. The element of personal confrontation is always present in this crime. Under the Uniform Crime Reporting Program, all assaults or attempts to rob are included. Robberies are reported in four general categories - gun; knife or cutting instrument; hands, fists, feet, etc.; and other dangerous weapons. As a general rule, robbery differs from larceny in that it is aggravated by the element of force or the threat of force.

Robbery, as a crime of violence, has a serious impact on the victim. In many instances, serious injury results. Oftentimes, along with physical injury or without, the victim suffers mental disturbance. Such damage is immeasurable. This is emphasized when the attempt to rob results in the death of the victim. Of course, in this case, the robbery would not be scored since the more serious offense, murder, would be reported and the robbery would serve as the motive. The placing of a dollar value, however, on the damage resulting from this type of offense is an attempt to measure that which is immeasurable.

ROBBERY SUMMARY

1980

A total of 925 Robbery Offenses were reported for 1980.

Robberies comprised 26.4 percent of the total for the Violent Crime category and 1.9 percent of the total Crime Index Offenses.

December recorded the highest number of Robberies with 92 offenses.

The total dollar value for Robbery offenses was \$658,983, an average of \$713 for each offense.

A total of 336 Robberies were cleared by arrest or exceptional clearance, a clearance rate of 36.3 percent. Adults were involved in 285 of the clearances.

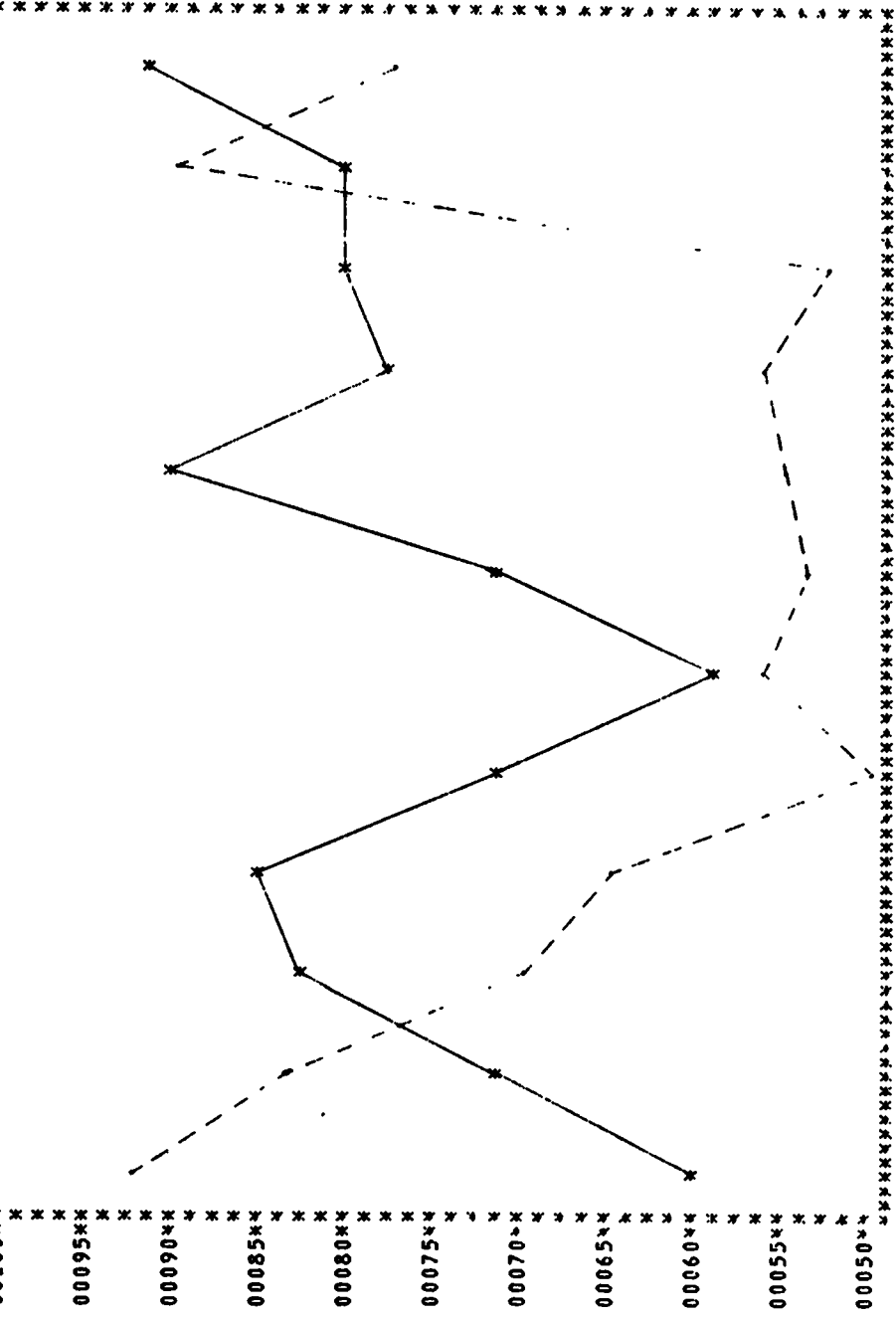
There were 436 persons arrested for Robbery offenses; 408 of those arrested were males, 77 were under 18, and 351 were white.

ROBBERY

January - December 1979, 1980

ROBBERY OFFENSES

	N U M B E R O F O F F E N S E S B Y M O N T H												C R I M E R A T E		O F F C L E A R E D	
	JAN	FEB	MAR	APR	MAY	JUN	JUL	AUG	SEP	OCT	NOV	DEC	TOT	(1,000)	ADULT	JUVE
PERIOD 1 80	61	72	83	85	72	59	72	90	78	80	81	92	925	.47	285	51
PERIOD 2 79	93	84	71	66	50	57	54	55	57	53	91	78	809	.43	249	61
NUMERICAL CHANGE	32	-12	-12	19	-22	18	18	35	21	27	10	14	116	.04	36	10
PERCENT CHANGE	34.4	-14.3	16.9	28.8	-44.0	3.5	33.3	63.6	36.8	50.9	11.0	17.9	14.3	9.3	14.5	16.4



PERIOD 1 *
PERIOD 2 . - - - -

EACH VERTICAL LINE
REPRESENTS A VALUE OF
1.25

ROBBERY

VALUES OF PROPERTY STOLEN

January - December 1979, 1980

CLASSIFICATION	1980	1979	PERCENT OF CHANGE	NUMBER OF OFFENSES	PERCENT OF DISTRIBUTION	TOTAL VALUES (DOLLARS)	AVERAGE VALUES (DOLLARS)
HIGHWAY	325	323	.62+	35.21	\$104,466	\$321	
				39.93	\$76,873	\$238	
				11.82-	35.89+	34.87+	
COMMERCIAL HOUSE	118	85	38.82+	12.78	\$158,769	\$1,346	
				10.51	\$31,980	\$376	
				21.60+	396.46+	257.98+	
SERVICE STATION	34	47	27.66-	3.68	\$27,044	\$795	
				5.81	\$25,858	\$550	
				36.66-	4.59+	44.55+	
CHAIN STORE	142	120	18.33+	15.38	\$137,361	\$967	
				14.83	\$134,008	\$1,117	
				3.71+	2.50+	13.43-	
RESIDENCE	127	92	38.04+	13.76	\$91,330	\$719	
				11.37	\$30,398	\$330	
				21.02+	200.45+	117.88+	
BANK	9	14	35.71-	.98	\$23,754	\$2,639	
				1.73	\$56,486	\$4,035	
				43.35-	57.95-	34.60-	
MISCELLANEOUS	170	128	32.81+	18.38	\$116,259	\$684	
				15.82	\$28,394	\$222	
				16.18+	309.45+	208.11+	
TOTAL	925	809	14.34+	100.00	\$658,983	\$713	
				100.00	\$383,997	\$475	
					71.62+	50.11+	

FELONIOUS ASSAULT

Felonious Assault, as defined under the West Virginia Uniform Crime Reporting Program, is an attempt or offer with unlawful force or violence, to do serious physical injury to another. Attempts are included since it is not necessary that any injury result when a gun, knife, or other weapon is used which would result in serious physical injury if the crime were successfully completed.

The use or attempted use of a dangerous weapon in an assault or the serious injury inflicted by hands, fists, or feet separates this offense from those assaults categorized as "simple" and not felonious in nature.

The victim of an actual assault of this type may suffer serious injury or permanent disability and all assaults to kill and attempts to kill are recorded in this area. As with murder, the use of weapons to inflict these serious injuries make this offense a subject for analysis.

FELONIOUS ASSAULT SUMMARY

1980

A total of 2,139 Felonious Assault Offenses were reported for 1980.

Felonious Assaults comprised 61.0 percent of the total for the Violent Crime category and 4.4 percent of the total Crime Index Offenses.

July recorded the highest number of Felonious Assaults with 259 offenses.

There were 109.7 Felonious Assaults per 100,000 population in West Virginia.

A total of 1,682 Felonious Assaults were cleared by arrest or exceptional clearance, a clearance rate of 78.6 percent. Adults were involved in 1,573 of the clearances.

There were 1,047 persons arrested for Felonious Assault offenses; 947 of those arrested were males, 76 were under 18, and 926 were white.

FELONIOUS ASSAULT

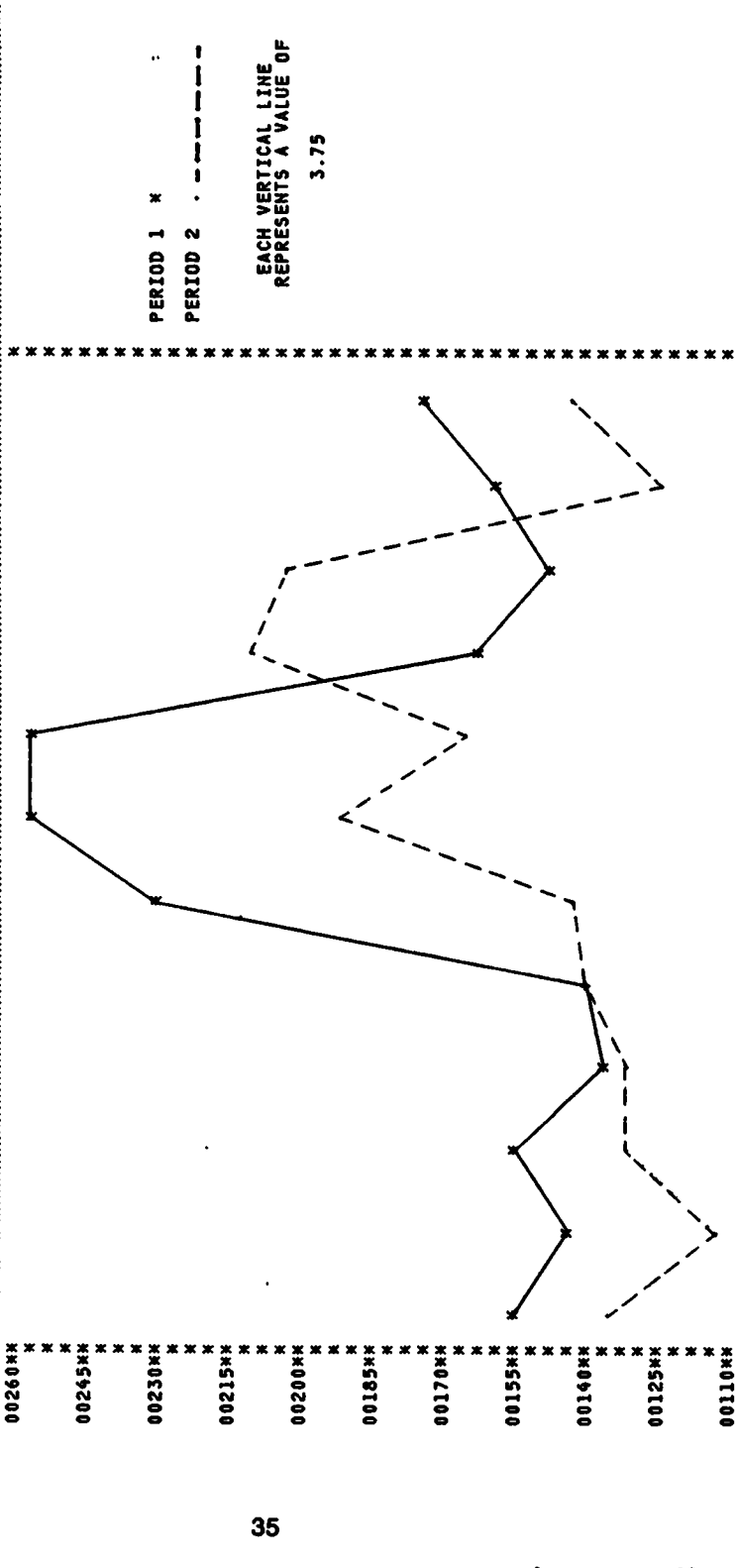
January - December 1979, 1980

FELONIOUS ASSAULT OFFENSES (AGGRAVATED)

```

*****
NUMBERS BY MONTH
*****
OFFENSES BY MONTH
*****
JAN * 157 * 145 * 155 * 139 * 136 * 140 * 142 * 231 * 259 * 258 * 165 * 151 * 160 * 177 * 2139 * 1.09 * 1573 * 109 *
* 139 * 116 * 135 * 136 * 140 * 146 * 169 * 213 * 205 * 126 * 146 * 1867 * 1.99 * 1319 * 143 *
* 18+ * 29+ * 20+ * 3+ * 2+ * 85+ * 63+ * 89+ * 48- * 54- * 31+ * 34+ * 272+ * .10+ * 254+ * 34- *
* 12.9+ * 25.0+ * 14.8+ * 2.2+ * 1.4+ * 58.2+ * 32.1+ * 52.7+ * 26.3- * 27.0+ * 14.6+ * 10.1+ * 19.3+ * 23.8- *
*****
PERIOD 1 80
PERIOD 2 79
NUMERICAL CHANGE
PERCENT CHANGE
*****

```



PERIOD 1 *
 PERIOD 2 *
 EACH VERTICAL LINE
 REPRESENTS A VALUE OF
 3.75

BREAKING AND ENTERING

Under this Program, Breaking and Entering is defined as an unlawful entry or attempted forcible entry of any structure to commit a felony or larceny.

Data collection for this offense is further categorized as to forcible entries, unlawful entries where no force is used, and attempted entries.

As with other nonviolent crimes, the motive of personal gain coupled with the element of opportunity, results in the commission of this offense by both the amateur and the professional perpetrator. Only the absence of confrontation and the use of force separate this crime from Robbery of the violent crime group. However, detection during commission many times results in a confrontation of the victim by the perpetrator demonstrating why this offense is considered the most serious of the non-violent crime group.

The volume of this offense presents the police with a serious enforcement problem made more difficult in many areas by the lack of sufficient personnel to act as a deterrent and to provide successful solutions of these crimes.

BREAKING AND ENTERING SUMMARY

1980

A total of 14,016 Breaking and Entering offenses were reported for 1980.

Breaking and Entering comprised 31.2 percent of the total for the Non-Violent Crime category and 28.9 percent of the total Crime Index Offenses.

December recorded the highest number of Breaking and Enterings with 1,357 offenses.

There were 718.9 Breaking and Enterings per 100,000 population in West Virginia.

Breaking and Enterings of residences accounted for 7,892 of the total offenses; 7,780 of the total offenses were at night.

The total dollar value for Breaking and Entering offenses was \$9,155,833, an average of \$653 for each offense.

A total of 2,812 Breaking and Enterings were cleared by arrest or exceptional clearance, a clearance rate of 20.1 percent. Adults were involved in 1,927 of the clearances.

There were 3,201 persons arrested for Breaking and Entering offenses; 3,056 of those arrested were males, 1,177 were under 18, and 2,928 were white.

BREAKING AND ENTERING

January - December 1979, 1980

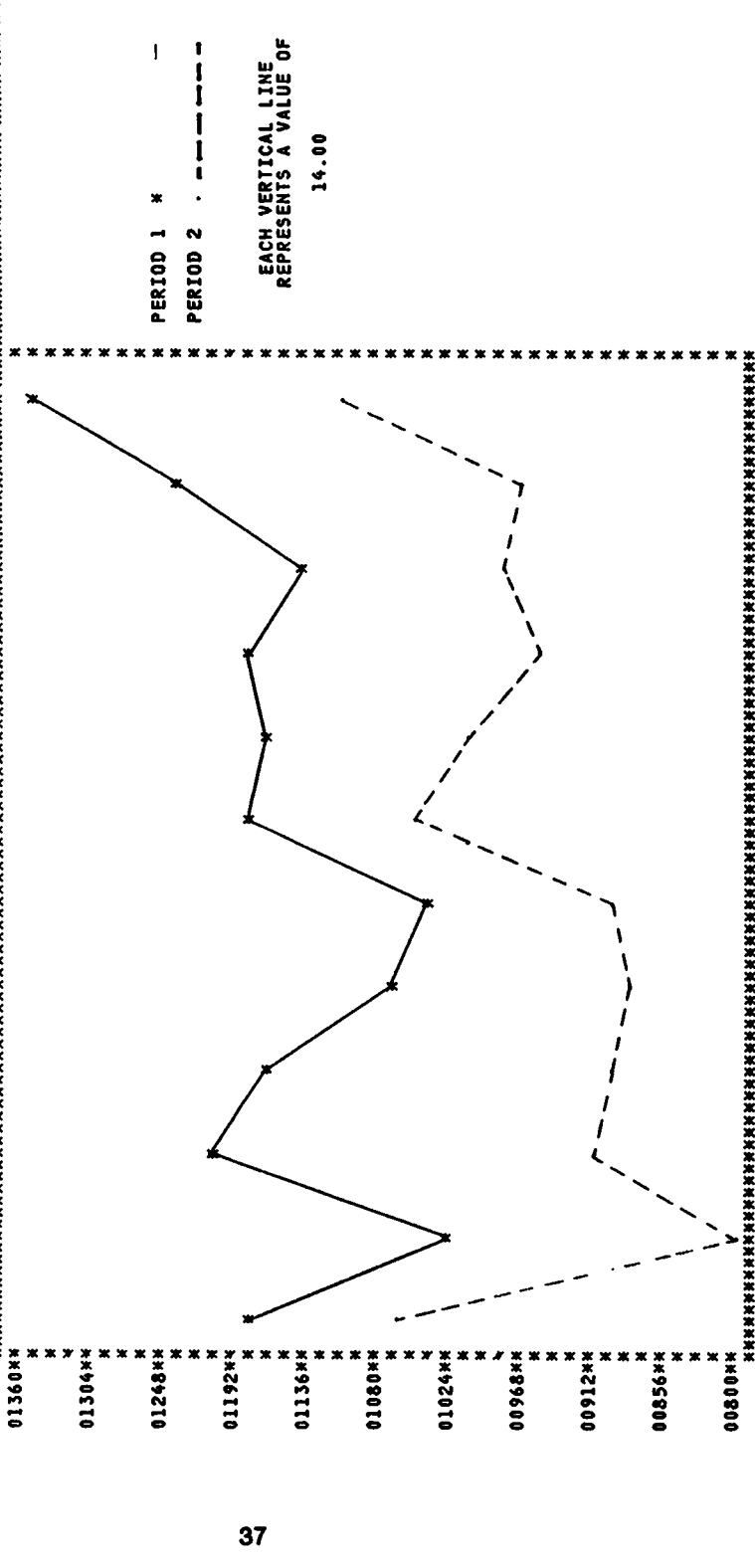
BREAKING AND ENTERING OFFENSES

 NUMBER OF OFFENSES BY MONTH

 JAN * FEB * MAR * APR * MAY * JUN * JUL * AUG * SEP * OCT * NOV * DEC * TOT * (1,000) * ADULT * JUV *

 PERIOD 1 80
 PERIOD 2 79
 NUMERICAL CHANGE * 11.0 * 27.9 * 28.5 * 21.0 * 14.9 * 13.2 * 15.4 * 23.7 * 15.2 * 27.0 * 22.4 * 20.7 * 16.3 * 16.4 * 20.4 *
 PERCENT CHANGE * 11.0 * 27.9 * 28.5 * 21.0 * 14.9 * 13.2 * 15.4 * 23.7 * 15.2 * 27.0 * 22.4 * 20.7 * 16.3 * 16.4 * 20.4 *

 CRIME * OFF * CLEARED *



BREAKING & ENTERING

Value of Property Stolen

January - December 1979, 1980

CLASSIFICATION	NUMBER OF OFFENSES	PERCENT OF DISTRIBUTION	TOTAL VALUES (DOLLARS)	AVERAGE VALUES (DOLLARS)
RESIDENCE	7,899	56.36	\$5,238,514	\$663
1979	6,526	56.21	\$3,568,025	\$547
PERCENT OF CHANGE	21.04+	.27+	46.82+	21.21+
NIGHT	3,593	25.63	\$2,279,074	\$634
1979	3,192	27.49	\$1,488,563	\$466
PERCENT OF CHANGE	12.56+	6.77-	53.11+	36.05+
DAY	1,904	13.58	\$1,249,086	\$656
1979	1,517	13.07	\$646,241	\$428
PERCENT OF CHANGE	25.51+	3.90+	93.28+	53.99+
UNKNOWN	2,402	17.14	\$1,710,354	\$712
1979	1,817	15.65	\$1,433,221	\$789
PERCENT OF CHANGE	32.20+	9.52+	19.37+	9.89-
NONRESIDENCE	6,117	43.64	\$3,917,319	\$640
1979	5,085	43.79	\$2,768,793	\$545
PERCENT OF CHANGE	20.29+	.34-	41.48+	17.43+
NIGHT	4,200	29.96	\$2,658,773	\$633
1979	3,589	30.91	\$1,987,201	\$554
PERCENT OF CHANGE	17.02+	3.01+	33.79+	14.26+
DAY	388	2.77	\$155,326	\$400
1979	337	2.90	\$145,567	\$432
PERCENT OF CHANGE	15.13+	4.48-	6.70+	7.41-
UNKNOWN	1,529	10.91	\$1,103,220	\$722
1979	1,159	9.98	\$636,025	\$549
PERCENT OF CHANGE	31.92+	9.32+	73.46+	31.51+
TOTAL	14,016	100.00	\$9,155,833	\$653
1979	11,611	100.00	\$6,336,818	\$546
PERCENT OF CHANGE	20.71+		44.49+	19.60+

LARCENY-THEFT

Larceny-Theft is the unlawful taking or stealing of articles of value without the use of force, violence, or fraud. It includes crimes such as shoplifting, pocket-picking, purse-snatching, thefts from autos, and the theft of auto parts and accessories. Motor Vehicle Theft is excluded from this category for crime reporting purposes, inasmuch as it is a separate Crime Index Offense.

Larceny offenses cleared by police arrest are dramatically affected by the nature of the crime. As with other Non-Violent Crimes, opportunity and stealth, working in favor of the perpetrator and against police detection, reduce solutions for this offense.

As with other offenses against property, Larceny is primarily a crime of opportunity. Types of Larcenies will differ in volume depending upon the opportunity for theft offered in a given area.

When average value is applied to the reported crimes in this category, the dollar loss to victims was \$289. It is true that a portion of goods stolen was recovered and returned to the victims, but the relatively low percentage of crimes cleared by arrest, and the lack of specific identification characteristics on such property indicates these recoveries will not materially reduce the overall loss. In addition, many offenses in this category, particularly where the value of goods stolen is small, never come to police attention.

LARCENY-THEFT SUMMARY

1980

A total of 27,105 Larceny-Theft offenses were reported for 1980.

Larceny-Theft comprised 60.3 percent of the total for the Non-Violent Crime category and 56.0 percent of the total Crime Index Offenses.

August recorded the highest number of Larceny-Thefts with 2,637 offenses.

There were 1,390.3 Larceny-Thefts per 100,000 population in West Virginia.

Larceny-Thefts from automobiles accounted for 6,267 of the total offenses.

The total dollar value for Larceny-Theft offenses was \$7,825,736, an average of \$289 for each offense; of the total offenses, 10,187 were \$50 to \$200 in value.

A total of 5,370 Larceny-Thefts were cleared by arrest or exceptional clearance, a clearance rate of 19.8 percent. Adults were involved in 4,367 of the clearances.

There were 5,236 persons arrested for Larceny-Theft offenses; 3,879 of those arrested were males, 1,240 were under 18, and 4,617 were white.

LARCENY - THEFT
Value of Property Stolen
January - December 1979, 1980

CLASSIFICATION		NUMBER OF OFFENSES	PERCENT OF DISTRIBUTION	TOTAL VALUES (DOLLARS)	AVERAGE VALUES (DOLLARS)
POCKET-PICKETING	1980	241	.89	\$34,935	\$145
	1979	232	.96	\$35,099	\$151
	PERCENT OF CHANGE	3.88+	7.29-	.47-	3.97-
PURSE-SNATCHING	1980	357	1.32	\$48,434	\$136
	1979	265	1.10	\$30,970	\$117
	PERCENT OF CHANGE	34.72+	20.00+	56.39+	16.24+
CARGO THEFTS	1980	211	.78	\$113,319	\$537
	1979	113	.47	\$62,466	\$553
	PERCENT OF CHANGE	86.73+	65.96+	81.41+	2.89-
SHOPLIFTING	1980	3,061	11.29	\$169,356	\$55
	1979	2,883	11.95	\$136,559	\$47
	PERCENT OF CHANGE	6.17+	5.52-	24.02+	17.02+
FROM AUTOS	1980	6,275	23.15	\$1,479,179	\$236
	1979	5,644	23.40	\$1,297,212	\$230
	PERCENT OF CHANGE	11.18+	1.07-	14.03+	2.61+
AUTO PARTS AND ACCESSORIES	1980	4,770	17.60	\$751,504	\$158
	1979	4,319	17.91	\$627,074	\$145
	PERCENT OF CHANGE	10.44+	1.73-	19.84+	8.97+
BICYCLES	1980	2,302	8.49	\$239,442	\$104
	1979	2,271	9.42	\$234,348	\$103
	PERCENT OF CHANGE	1.36+	9.87-	2.17+	.97+
FROM BUILDINGS	1980	4,119	15.20	\$1,673,248	\$406
	1979	3,723	15.44	\$1,252,704	\$336
	PERCENT OF CHANGE	10.64+	1.55-	33.57+	20.83+
COIN OPERATED MACHINES	1980	273	1.01	\$43,133	\$158
	1979	477	1.98	\$54,242	\$114
	PERCENT OF CHANGE	42.77-	48.99-	20.48-	38.60+
LIVE STOCK	1980	131	.48	\$109,207	\$834
	1979	94	.39	\$81,796	\$870
	PERCENT OF CHANGE	39.36+	23.08+	33.51+	4.14-
ALL OTHER	1980	5,365	19.79	\$3,163,979	\$590
	1979	4,096	16.98	\$2,117,912	\$517
	PERCENT OF CHANGE	30.98+	16.55+	49.39+	14.12+
TOTAL	1980	27,105	100.00	\$7,825,736	\$289
	1979	24,117	100.00	\$5,930,382	\$246
	PERCENT OF CHANGE	12.39+		31.96+	17.48+

MOTOR VEHICLE THEFT

In Uniform Crime Reporting, Motor Vehicle Theft includes all thefts of a motor vehicle. This includes all vehicles which can be registered as a motor vehicle in this State. This definition excludes taking a motor vehicle for temporary use, such as family situation or unauthorized use by others having lawful access to the vehicle, such as chauffeurs, etc.

The crime of Motor Vehicle Theft has been labeled primarily as a crime of opportunity. The youthful offender finds the motor vehicle easily accessible for transportation for any purpose. The remaining thefts are mainly for the purpose of resale, theft of parts, and for use in committing other crimes.

MOTOR VEHICLE THEFT SUMMARY

1980

A total of 3,797 Motor Vehicle Theft offenses were reported for 1980.

Motor Vehicle Theft comprised 8.5 percent of the total for the Non-Violent Crime category and 7.8 percent of the total Crime Index Offenses.

August recorded the highest number of Motor Vehicle Thefts with 397 offenses.

There were 194.8 Motor Vehicle Thefts per 100,000 population in West Virginia.

The total dollar value for Motor Vehicle Theft offenses was \$15,068,575, an average of \$3,969 for each offense.

A total of 931 Motor Vehicle Thefts were cleared by arrest or exceptional clearance, a clearance rate of 24.5 percent. Adults were involved in 732 of the clearances.

There were 781 persons arrested for Motor Vehicle Theft offenses; 711 of those arrested were males, 303 were under 18, and 721 were white.

WEST VIRGINIA ARREST DATA

WEST VIRGINIA ARREST INFORMATION

The West Virginia Crime Reporting Program requires the monthly reporting of data concerning persons arrested in the state. A record of total arrest activity for criminal acts in both Part I and Part II crime classes is received from 370 county, state and municipal law enforcement agencies and is analyzed and arranged according to age, sex, race and ethnic origin of persons arrested. Traffic arrests, except Driving While Intoxicated, are not reported. A total of 91,235 arrests for Part I and Part II criminal offenses were reported during 1980. This was an increase of 10,637 arrests over the 1979 figure of 80,598. Based on 1980 population estimates, there was a statewide arrest rate of 4,679.6 arrests per 100,000 persons in West Virginia. The arrest rate in 1979 was 4,291.7.

Since 1976, the number of persons arrested for Part I and Part II offenses has increased 16.4 percent while the arrest rate has increased 8.8 percent.

A person is counted on the monthly arrest report each time he or she is arrested or summoned. It should be kept in mind that the volume of arrests may vary from time to time due to the differences in local arrest procedures and policies. It should be noted that a person may be arrested several times during a given month for the same or different offenses. This occurs frequently for such crimes as drunkenness, disorderly conduct and similar offenses. A juvenile is counted as "arrested" when the circumstances are such that if he or she were an adult, an arrest would be counted or when police or other official action beyond a mere interview, warning or admonishment is taken.

These arrest figures do not indicate the actual number of individual persons arrested or summoned since, as has been pointed out, one person may be arrested several times during the month. However, arrest information is useful in measuring the extent of law enforcement activity in a given geographical area as well as providing an index for measuring the involvement in criminal acts by the age, sex, race and ethnic origin of the perpetrators.

Of all reported arrests for 1980, 12.1 percent were for Part I offenses (Murder, Forcible Rape, Robbery, Felonious Assault, Breaking and Entering, Larceny - Theft and Motor Vehicle Theft). Analysis of Part I arrests indicates that Larceny, as in past years, comprised the highest percentage of all arrests for Part I crimes with 47.6 percent. The "drunkenness" category continues to record the highest percent of arrests for Part II offenses. In 1980, this offense accounted for 49.9 percent of all reported arrests for Part II crimes.

Juveniles were involved in 7.9 percent of the arrests in 1980 compared to 8.8 in 1979. This marked a decrease of 0.9 percent of juvenile participation in criminal acts. Female arrests amounted to 11.5 percent of the total compared to 11.2 in 1979. Since 1976 female participation has decreased 3.6 percent in Part I offenses, and 0.4 percent for total Part I and Part II offenses.

Arrests by race show that 93.9 percent of the persons arrested were white while 6.1 were Negro. Hispanics comprised 0.2 percent of all persons arrested in 1980.

VIOLENT CRIME

Arrests for crimes of violence (Murder, Rape, Robbery and Felonious Assault) on a statewide basis accounted for 16.2 percent of all arrests for Part I and 1.9 percent of the total arrests for all offenses. A further evaluation indicates that arrests for Felonious Assault were the most frequent, representing 58.9 percent of the total arrests for violent crimes.

PROPERTY CRIME

Property crime arrests (Breaking and Entering, Larceny - Theft and Motor Vehicle Theft) comprised 83.8 percent of all arrests for Part I offenses and 10.1 percent of all arrests.

The highest percentage of property crime arrests, 56.8 percent, occurred in the larceny category.

NARCOTIC DRUG LAW ARRESTS

Information concerning arrests for narcotic drug law arrests is collected and analyzed according to specific drug categories. During 1980, a total of 2,317 arrests were made for narcotic drug law violations, an increase of 268 arrests over 1979. Evaluation of data reported for 1980 discloses that 40.1 percent of all persons arrested for narcotic drug law violations were under 21 years of age. Moreover, 10.8 percent of those arrested were under 18 years of age. Analysis of individual drug categories showed that the highest percentage of arrests, 80.4 percent, involved marijuana. The lowest percentage of arrests occurred in the opium, cocaine and their derivative category, amounting to only 3.7 percent.

GAMBLING ARRESTS

Arrests for gambling offenses during 1980 amounted to 0.2 percent of all reported arrests for Part I and Part II offenses. Of those arrested for gambling, 82.4 percent were males. The highest percentage of arrests for gambling offenses, 23.3 percent, occurred in the 40-49 age categories. A total of 193 gambling arrests were reported during 1980, a decrease of 56 from the 1979 figure.

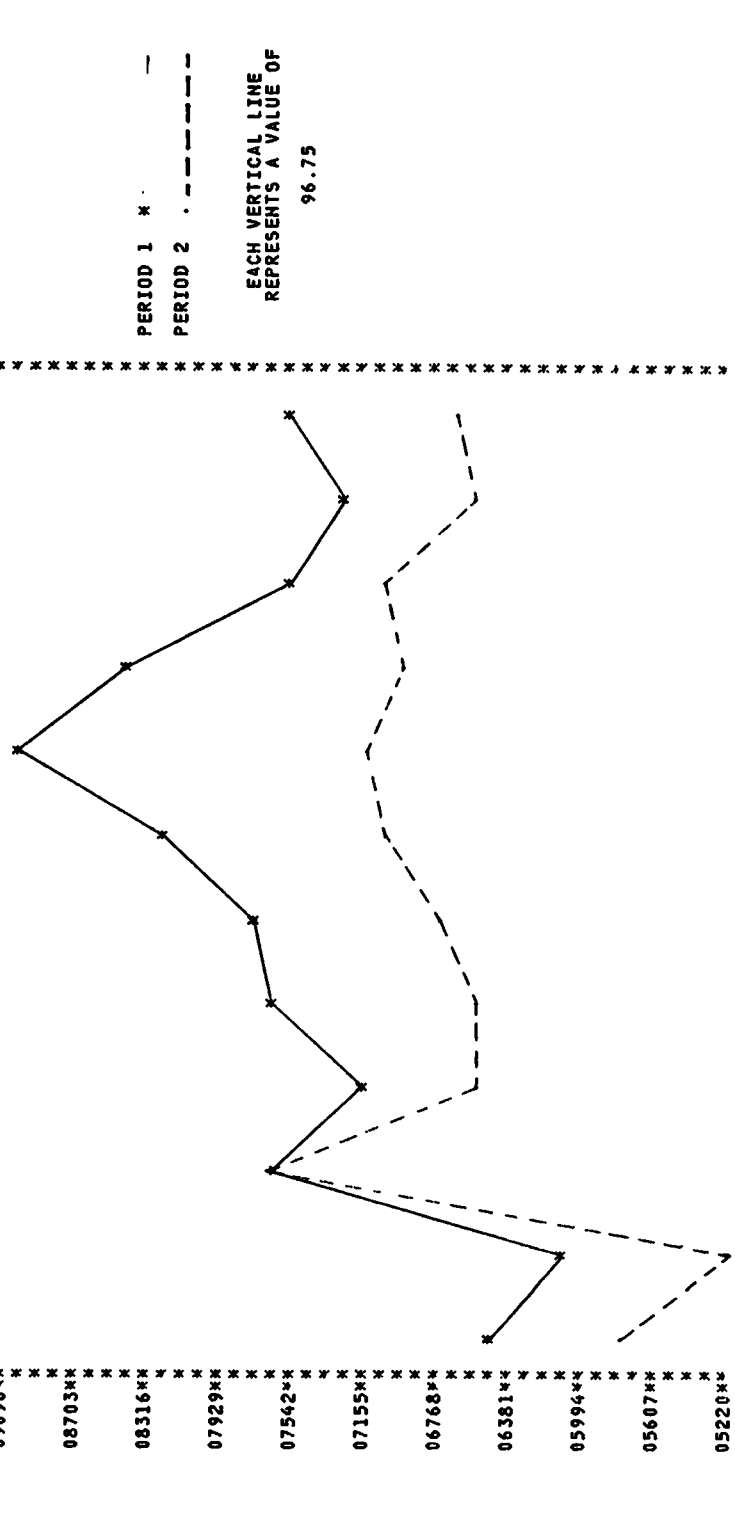
ARRESTS - PART I AND PART II

January - December 1979, 1980

```

ARRESTS (PART I AND II)
*****
NUMBER OF ARRESTS BY MONTH
*****
JAN * FEB * MAR * APR * MAY * JUN * JUL * AUG * SEP * OCT * NOV * DEC * TOT *(1,000)*ADULT * JUVEN *
*****
PERIOD 1 80
PERIOD 2 79
NUMERICAL CHANGE * 689+*
PERCENT CHANGE * 11.8+*
*****
09090**
*****
08703**
*****
08316**
*****
07929**
*****
07542**
*****
07155**
*****
06768**
*****
06381**
*****
05994**
*****
05607**
*****
05220**
*****
*****
CRIME * AGE CATEGORY*
*****
RATE *
*****
(1,000)*ADULT * JUVEN *
*****
46.53 * 54071 * 7164 *
42.72 * 73535 * 7063 *
3.81+*10536+* 101+*
12.0+* 13.2+* 8.9+* 14.3+* 1.4+*
*****

```



PERIOD 1 * -
 PERIOD 2 . - - -
 EACH VERTICAL LINE
 REPRESENTS A VALUE OF
 96.75

TOTAL WEST VIRGINIA ARRESTS

January - December 1979, 1980

ARREST CHARGE CLASSIFICATION	1980		1979	
	NUMBER OF ARREST	PERCENT OF DIST.	NUMBER OF ARREST	PERCENT OF DIST.
*MURDER	121	.13	96	.12
*MANSLAUGHTER	34	.04	18	.02
*FORCIBLE RAPE	174	.19	176	.22
*ROBBERY	436	.48	443	.55
*FELONIOUS ASSAULT	1,047	1.15	902	1.12
*BREAKING AND ENTERING	3,201	3.51	2,637	3.27
*LARCENY-THEFT	5,236	5.74	4,939	6.13
*MOTOR VEHICLE THEFT	781	.86	719	.89
* SUBTOTAL FOR PART I ARRESTS	11,030	12.09	9,930	12.32
*OTHER ASSAULTS	4,428	4.85	3,871	4.80
*HARSON	176	.19	139	.17
*FORGERY AND COUNTERFEITING	663	.73	509	.63
*FRAUD	3,555	3.90	2,412	2.99
*EMBEZZLEMENT	67	.07	62	.08
*STOLEN PROPERTY: BUYING, REC., POSSESSION	654	.72	517	.64
*VANDALISM	1,305	1.43	1,135	1.41
*WEAPONS: CARRYING, POSSESSION, ETC.	2,745	3.01	2,535	3.15
*PROSTITUTION AND COMMERCIALIZED VICE	97	.11	109	.14
*SEX OFFENSES EXCEPT RAPE AND PROSTITUTION	250	.27	188	.23
*NARCOTIC DRUG LAWS	2,317	2.54	2,049	2.54
*GAMBLING	193	.21	249	.31
*OFFENSES AGAINST FAMILY AND CHILDREN	773	.85	636	.79
*DRIVING UNDER THE INFLUENCE	6,851	7.51	6,481	8.04
*LIQUOR LAWS	593	.65	410	.51
*DRUNKENNESS	40,073	43.92	35,500	44.05
*DISORDERLY CONDUCT	1,887	2.07	1,559	1.93
*VAGRANCY	66	.07	83	.10
*ALL OTHER EXCEPT TRAFFIC	12,942	14.19	11,629	14.43
*CURFEW AND LOITERING LAWS VIOLATIONS	226	.25	138	.17
*RUNAWAYS	344	.38	457	.57
* SUBTOTAL FOR PART II ARRESTS	80,205	87.91	70,668	87.68
* TOTAL FOR PART I AND PART II ARRESTS	91,235	100.00	80,598	100.00

TOTAL ARRESTS BY RACE AND ETHNIC ORIGIN

January - December 1979, 1980

ARREST CHARGE CLASSIFICATION	1980	1979	IND-CHIN-IND-IAN	JAPAN*OTHER*
MURDER	106	15*	19*	7*
MANSLAUGHTER	34	34*	2*	5*
FORCIBLE RAPE	148	26*	23*	1*
ROBBERY	351	84*	83*	1*
FELONIOUS ASSAULT	926	121*	122*	5*
BREAKING AND ENTERING	2928	273*	200*	1*
LARCENY-THEFT	4617	608*	559*	1*
MOTOR VEHICLE THEFT	721	58*	49*	7*
SUBTOTAL FOR PART I ARRESTS	9831	1185*	8864*	1057*
OTHER ASSAULTS	4016	407*	3459*	407*
KIDNAPING	169	7*	136*	3*
FORGERY AND COUNTERFEITING	604	59*	447*	61*
FRAUD	3213	341*	2251*	160*
EMBEZZLEMENT	65	2*	60*	2*
STOLEN PROPERTY: BUYING, REC., POSSESSION	580	74*	452*	65*
VANDALISM	1219	86*	1040*	95*
WEAPONS: CARRYING, POSSESSION, ETC.	2608	136*	2383*	148*
PROSTITUTION AND COMMERCIALIZED VICE	78	19*	89*	18*
SEX OFFENSES EXCEPT RAPE AND PROSTITUTION	232	18*	176*	12*
NARCOTIC DRUG LAWS	2180	136*	1910*	138*
GAMBLING	183	10*	242*	7*
OFFENSES AGAINST FAMILY AND CHILDREN	692	79*	596*	40*
DRIVING UNDER THE INFLUENCE	6654	193*	6277*	201*
LIQUOR LAWS	564	29*	397*	13*
DRUNKENNESS	38452	1608*	33708*	1788*
DISORDERLY CONDUCT	1729	157*	1388*	170*
VAGRANCY	66	6*	77*	6*
ALL OTHER EXCEPT TRAFFIC	11972	967*	10786*	836*
CURFEW AND LOITERING LAWS VIOLATIONS	217	9*	134*	4*
RUNAWAYS	338	6*	449*	8*
SUBTOTAL FOR PART II ARRESTS	75831	4343*	66457*	4182*
TOTAL FOR PART I AND PART II ARRESTS	85662	5528*	75321*	5239*

TOTAL ARRESTS BY SEX

January - December 1979, 1980

ARREST CHARGE CLASSIFICATION	1980		1979		PERCENT MALE	PERCENT FEMALE	ARRESTS	ARRESTS	PERCENT MALE	PERCENT FEMALE
	MALE	FEMALE	MALE	FEMALE						
*MURDER	105	16	13.22	85	88.54	11	11	11.46	11	11.46
*MANSLAUGHTER	32	2	5.88	17	94.44	1	1	5.56	1	5.56
*FORCIBLE RAPE	173	1	57	176	100.00	42	42	9.48	42	9.48
*ROBBERY	408	28	6.42	401	90.52	90	90	9.98	90	9.98
*FELONIOUS ASSAULT	947	100	9.55	812	90.02	155	155	5.88	155	5.88
*BREAKING AND ENTERING	3,056	145	4.53	2,482	94.12	1,423	1,423	28.81	1,423	28.81
*LARCENY-THEFT	3,879	1,357	25.92	3,516	71.19	52	52	7.23	52	7.23
*MOTOR VEHICLE THEFT	711	70	8.96	667	92.77	1,774	1,774	17.87	1,774	17.87
* SUBTOTAL FOR PART I ARRESTS	9,311	1,719	15.58	8,156	82.13	483	483	12.48	483	12.48
*OTHER ASSAULTS	3,899	529	11.95	3,388	87.52	14	14	10.07	14	10.07
*HARSON	164	12	6.82	125	89.93	131	131	25.74	131	25.74
*FORGERY AND COUNTERFEITING	455	208	31.27	378	74.26	1,048	1,048	43.45	1,048	43.45
*FRAUD	2,016	1,539	43.29	1,364	56.55	15	15	24.19	15	24.19
*EMBEZZLEMENT	42	25	37.31	47	75.81	48	48	9.28	48	9.28
*STOLEN PROPERTY: BUYING, REC., POSSESSION	593	61	9.33	469	90.72	88	88	7.75	88	7.75
*VANDALISM	1,212	93	7.13	1,047	92.25	94	94	3.71	94	3.71
*WEAPONS: CARRYING, POSSESSION, ETC.	2,635	110	4.01	2,441	96.29	71	71	65.14	71	65.14
*PROSTITUTION AND COMMERCIALIZED VICE	23	74	76.29	38	34.86	19	19	10.11	19	10.11
*SEX OFFENSES EXCEPT RAPE AND PROSTITUTION	239	11	4.60	169	89.89	179	179	8.74	179	8.74
*NARCOTIC DRUG LAWS	2,103	214	9.24	1,870	91.26	31	31	12.45	31	12.45
*GAMBLING	159	34	17.62	218	87.55	38	38	5.97	38	5.97
*OFFENSES AGAINST FAMILY AND CHILDREN	725	48	6.21	598	94.03	58	58	4.72	58	4.72
*DRIVING UNDER THE INFLUENCE	6,437	414	6.04	6,175	95.28	306	306	14.15	306	14.15
*LIQUOR LAWS	500	93	15.68	352	85.85	1,876	1,876	5.28	1,876	5.28
*DRUNKENNESS	37,900	2,173	5.42	33,624	94.72	247	247	15.84	247	15.84
*DISORDERLY CONDUCT	1,637	250	13.25	1,312	84.16	23	23	27.71	23	27.71
*VAGRANCY	57	9	13.64	60	81.59	44	44	18.41	44	18.41
*ALL OTHER EXCEPT TRAFFIC	10,329	2,613	20.19	9,488	72.29	278	278	31.88	278	31.88
*CURFEW AND LOITERING LAWS VIOLATIONS	164	62	27.43	94	68.12	278	278	60.83	278	60.83
*RUNAWAYS	138	206	59.88	179	39.17	7,232	7,232	10.23	7,232	10.23
* SUBTOTAL FOR PART II ARRESTS	71,427	8,778	10.94	63,436	89.77	9,006	9,006	11.17	9,006	11.17
* TOTAL FOR PART I AND PART II ARRESTS	80,738	10,497	11.51	71,592	88.83	11,712	11,712	14.66	11,712	14.66

ARRESTS BY AGE

Persons Under 18 Years of Age

January - December 1979, 1980

ARREST CHARGE CLASSIFICATION	UNDEP	1979					TOTAL		TOTAL	PERCENT
		10	12	13	14	15	16	17		
								1980	1979	
MURDER										
MANSLAUGHTER										
FORCIBLE RAPE										
ROBBERY										
FELONIOUS ASSAULT										
BREAKING AND ENTERING										
LARCENY THEFT										
AUTO THEFT										
*** SUBTOTAL FOR PART I ARRESTS ***										
OTHER ASSAULTS										
HARSON										
FORGERY AND COUNTERFEITING										
FRAUD										
EMBEZZLEMENT										
STOLEN PROPERTY:BUYING,RECEIVING,POSSESS.										
VANDALISM										
WEAPONS:CARRYING,POSSESSION,ETC.										
PROSTITUTION AND COMMERCIALIZED VICE										
SEX OFFENSES (EXCEPT F/RAPE,PROSTITUTION)										
DRUG ABUSE VIOLATIONS										
GAMBLING										
OFFENSES AGAINST FAMILY AND CHILDREN										
DRIVING UNDER THE INFLUENCE										
LIQUOR LAWS										
DRUNKENNESS										
DISORDERLY										
VAGRANCY										
ALL OTHER (EXCEPT TRAFFIC)										
CURFEW AND LOITERING LAW VIOLATIONS										
RUNAWAYS										
*** SUBTOTAL FOR PART II ARRESTS ***										
*** TOTAL PART I,II ARRESTS ***										

NARCOTIC DRUG LAW ARRESTS

Persons Under 18 Years of Age

January - December 1979, 1980

ARREST CHARGE CLASSIFICATION	UNDEP	1979					TOTAL		TOTAL	PERCENT
		10	12	13	14	15	16	17		
								1980	1979	
*** SUBTOTAL FOR PART I ARRESTS ***										
*** SUBTOTAL FOR PART II ARRESTS ***										
*** DRUG POSSESSION SUBTOTAL ***										
*** DRUG ABUSE VIOLATIONS TOTAL ***										

ARRESTS BY AGE

Persons Over 18 Years of Age

January - December 1979, 1980

18	19	20	21	22	23	24	25	30	35	40	45	50	55	60	65	TOTAL OVER 65	TOTAL ADULT	PERCENT ADULT	PERCENT CHANGE
																1980	1979		
6	9	7	6	2	5	6	7	18	13	3	8	1	5	2		113	89	26.97	+
	1	5		3	2	1	7	1	7	1		1	2	1		32	18	77.78	+
13	6	5	9	11	7	8	4	23	11	7	5	3	1	2	3	158	159	.63	-
29	58	27	26	28	22	26	73	39	14	7	2	5	1	1	1	359	346	3.76	+
49	53	48	67	58	47	50	214	128	73	59	46	22	25	17	15	971	833	16.57	+
398	280	222	165	147	128	108	299	117	68	37	20	15	10	9	1	2024	1581	28.02	+
429	393	346	258	266	241	172	594	355	271	193	127	119	87	65	80	3996	3571	11.90	+
80	58	46	34	48	33	22	85	26	18	9	7	7	2	3		478	394	21.32	+
1004	858	706	565	563	485	393	1338	707	475	316	215	173	133	100	100	8131	6991	16.31	+
207	227	224	227	234	243	199	849	521	456	266	231	119	87	60	42	4192	3647	14.94	+
15	12	11	14	11	6	6	20	8	7	7	10	2	3	2	1	135	111	21.62	+
34	61	42	20	68	44	45	98	57	37	24	15	8	4		1	558	436	27.98	+
86	117	165	163	134	188	180	662	563	429	336	209	156	64	22	13	3487	2391	45.84	+
	4	2		1	6	4	10	17	9	9	5					67	60	11.67	+
54	54	50	46	41	40	27	82	67	31	29	8	16	6	4	6	561	448	25.22	+
158	113	97	96	68	54	37	147	85	63	47	26	17	9	5	8	1030	785	31.21	+
104	109	122	122	145	141	124	495	367	259	201	128	86	70	54	62	2589	2384	8.60	+
6	5	5	6	10	8	6	22	10	3	2	2	2	5		1	93	105	11.43	-
14	9	14	12	7	8	14	48	38	24	8	15	9	2	1	4	227	170	33.53	+
207	234	237	197	188	169	163	391	153	60	35	15	6	7	1	4	2067	1761	17.38	+
1	7		3	1	2	3	16	21	22	24	24	21	9	12	12	178	249	28.51	-
34	25	25	28	37	41	49	131	126	119	67	38	25	12	8	4	769	626	22.84	+
265	326	312	339	295	328	317	1167	821	610	580	434	369	292	192	105	6752	6393	5.62	+
52	58	39	44	33	29	22	72	38	34	25	27	26	25	16	9	549	380	44.47	+
1943	2086	1919	1911	1805	1742	1784	5498	3911	3135	3096	2877	2682	2219	1322	995	38925	34468	12.93	+
135	127	107	130	89	117	127	310	190	136	109	68	38	31	12	8	1734	1388	24.93	+
1	1	2	3	2	4	4	6	2	3	4	3	2		5	2	44	66	33.33	-
655	732	750	726	667	740	740	2071	1473	1037	777	538	435	298	161	183	11983	10676	12.24	+
3971	4307	4123	4087	3836	3910	3851	12095	8468	6474	5646	4673	4019	3143	1877	1460	75940	66544	14.12	+
4975	5165	4829	4652	4399	4395	4244	13433	9175	6949	5962	4888	4192	3276	1977	1560	84071	73535	14.33	+

NARCOTIC DRUG LAW ARRESTS

Persons Over 18 Years of Age

January - December 1979, 1980

18	19	20	21	22	23	24	25	30	35	40	45	50	55	60	65	TOTAL OVER 65	TOTAL ADULT	PERCENT ADULT	PERCENT CHANGE
																1980	1979		
5	2	4	6	2	2	2	11	6	1						2	43	27	59.26	+
42	54	45	39	29	36	29	80	33	17	6	7	4	3			424	316	34.18	+
11	10	15	6	10	9	5	28	7	3	6		1	1			112	73	53.42	+
2	6	8	3	5	6	6	11	4			1		1		1	54	26	107.69	+
60	72	72	54	46	53	42	130	50	21	12	8	5	5		3	633	442	43.21	+
1	6	1	5	1	1	1	12	8	1	1						38	43	11.63	-
129	136	148	115	124	107	101	211	84	28	19	6	1	1	1	1	1211	1184	2.28	+
10	12	12	17	8	5	7	19	8	6			1				105	47	123.40	+
7	8	4	6	9	3	12	19	3	4	3	1		1			80	45	77.78	+
147	162	165	143	142	116	121	261	103	39	23	7	1	2	1	1	1434	1319	8.72	+
207	234	237	197	188	169	163	391	153	60	35	15	6	7	1	4	2067	1761	17.38	+

LAW ENFORCEMENT EMPLOYEE DATA

POLICE EMPLOYEE DATA 1980

The Uniform Crime Reporting Program in West Virginia incorporates the collection of pertinent data relating to the police of the state. Information regarding police employee strength, distributions, assaults against law enforcement officers and circumstances surrounding the killing of police officers are discussed in this section.

This information is submitted by county, municipal and state law enforcement agencies and compiled on an annual basis. Specific information concerning the number of law enforcement employees reflect the status as of October 31, 1980, and is limited to municipal, county and state law enforcement agencies currently reporting to the West Virginia UCR Program.

A total of 3,785 full-time law enforcement employees was reported by the agencies, of which 2,920 were sworn personnel. This is a rate of 1.9 employees for each 1,000 inhabitants of the state and a rate of 1.5 officers for each 1,000 inhabitants.

The determination of police strength for any given area or municipality should be a subject for serious consideration. Such consideration, however, should be based on the numerous factors which create the need for police services. Some of these factors, discussed elsewhere in this publication relate to size, density of population, geographic location, character, and proximity to metropolitan areas. The information in this section relates to reported police employee strength and should not be interpreted as recommended strength for any given municipality. Such determinations should be made after objectively evaluating the need for police services based on the above factors.

The personnel of each law enforcement agency differ as to the demands and responsibilities placed before them. Many police officers are fully occupied with clerical tasks and are not free to perform active police duties. This current upward trend in police agencies to perform clerical duties is in line with the thinking of many police administrators who recommend the use of civilians in this capacity, thus freeing the sworn personnel for actual police related service. There were 865 civilians included in the total full-time law enforcement employees for West Virginia.

Municipal police departments reported a total of 1,916 employees, of which 1,592 were sworn officers. This is a rate of 2.1 sworn officers for each 1,000 inhabitants (urban population only).

West Virginia's 55 county sheriff departments reported a total of 1,033 employees, of which 760 were sworn officers. This is a rate of 0.6 sworn officers for each 1,000 inhabitants (rural population only).

In an attempt at comparisons of employment levels of individual sheriff's departments with other agencies, consideration must be given to certain functions that are particular to a sheriff's department. The functions of county sheriffs departments vary widely throughout the state. The operation of one sheriff's department may be limited exclusively to civil areas and the administration of the county jail, or they may be actively involved in criminal matters throughout the county. These functions are usually performed by sworn officers, thereby presenting a misleading picture of the actual enforcement strength of the department.

The West Virginia State Police reported a total of 836 employees, of which 568 were sworn officers. This is a rate of 0.5 sworn officers for each 1,000 inhabitants (rural population only).

LAW ENFORCEMENT OFFICERS KILLED AND ASSAULTED 1980

The killing of a police officer has an effect on society which reaches far beyond the overt act. Such occurrences constitute an immediate threat to the well being of the community and a serious breach of the internal security of the country. Today, a young man who considers a career in law enforcement must also consider the very strong possibility of being killed or assaulted by a member of the very same society he is sworn to protect. This deplorable situation should be a subject of serious public concern, for in truth, an attack on a police officer is an attack on society. The violence directed against law enforcement officers acting in the line of duty is clearly demonstrated by the following summary information:

A total of 192 Assaults on Law Enforcement Officers were reported in 1980, of which 63, or 32.8 percent resulted in personal injury to the officer.

For every 1000 arrests, there were 2.1 Assaults, and for each 100 sworn officers there were 6.6 Assaults.

Personal weapons (hands, fists, feet, etc.) were used in 170 of the Assaults.

A total of 162 of the Assaults were cleared, a clearance rate of 84.4 percent.

JAN THRU DEC 80-79

06/01/81

POLICE OFFICERS ASSAULTED SUMMARY INFORMATION

January - December 1979, 1980

IDENTIFIER	POPULATION	INDEX PER 1000 POP	TOTAL	TYPE OF FIREARM	WEAPON INST	CUTTING INST	OTHER WEAPONS	HANDS	FIST	ETC	TIME OF ASSAULT AM	PH	INJURY	NO INJURY CLEARED
WEST VIRGINIA TOTAL	80 1,949,644	.09	192	5	1	16	170	71	121	63	129	162		
CHANGE	79 1,878,000	.10	194	17	3	10	164	94	100	74	120	180		
	71,644+	.01-	2-	12-	2-	6+	6+	23-	21+	11-	9+	18-		
RURAL	80 1,183,119	.03	41	2	1	3	35	9	32	20	21	38		
CHANGE	79 1,089,250	.04	44	10	1	2	31	12	32	24	20	42		
	93,869+	.01-	3-	8-	0	1+	4+	3-	0	4-	1+	4-		
SHERIFF'S	80		16	1	1	0	14	2	14	6	10	13		
CHANGE	79		20	5	0	0	15	4	16	10	10	18		
			4-	4-	1+	0	1-	2-	2-	4-	0	5-		
STATE POLICE	80		25	1	0	3	21	7	18	14	11	25		
CHANGE	79		24	5	1	2	16	8	16	14	10	24		
			1	4-	1-	1+	5+	1-	2+	0	1+	1+		
MUNICIPAL	80 766,525	.19	151	3	0	13	135	62	89	43	108	124		
CHANGE	79 788,750	.18	150	7	2	8	133	82	68	50	100	138		
	22,225-	.01+	1	4-	2-	5+	2+	20-	21+	7-	8+	14-		

ANALYSIS OF ASSAULTS ON LAW ENFORCEMENT OFFICERS, 1980

Officers Assaulted (Do not include officers killed) See UCR Guide Manual for complete instructions.													
TYPE OF ACTIVITY	TYPE OF WEAPON						TYPE OF ASSIGNMENT						POLICE ASSAULTS CLEARED (M)
	TOTAL ASSAULTS BY WEAPON (A)	FIREARM (B)	KNIFE OR OTHER CUTTING INSTRU- MENT (C)	OTHER DANGER- OUS WEAPON (D)	HANDS, FISTS, FEET, ETC. (E)	TWO- MAN VEHICLE (F)	ONE-MAN VEHICLE		DETECTIVE OR SPECIAL ASSIGN		OTHER		
							ALONE (G)	ASSISTED (H)	ALONE (I)	ASSISTED (J)	ALONE (K)	ASSISTED (L)	
1. RESPONDING TO "DISTURBANCE" CALLS (FAMILY QUARRELS, MAN WITH GUN, ETC.)	39	1	1	6	31	10	9	19			1	37	
2. BURGLARIES IN PROGRESS OR PURSUING BURGLARY SUSPECTS	6	1		1	4		3	3				4	
3. ROBBERIES IN PROGRESS OR PURSUING ROBBERY SUSPECTS	1				1						1	1	
4. ATTEMPTING OTHER ARRESTS	84			3	81	17	17	36	4	2	3	5	64
5. CIVIL DISORDER (RIOT, MASS DISOBEDIENCE)	2			1	1	1		1					2
6. HANDLING, TRANSPORTING, CUSTODY OF PRISONERS	18				18	3	7	3	1		2	2	18
7. INVESTIGATING SUSPICIOUS PERSONS OR CIRCUMSTANCES	9	1		2	6	2	6		1				8
8. AMBUSH—NO WARNING	1	1									1		1
9. MENTALLY DERANGED													
10. TRAFFIC PURSUITS AND STOPS	22			3	19	8	6	6			1	1	18
11. ALL OTHER	10	1			9	1	5	2	2				9
12. TOTAL (1-11)	192	5	1	16	170	42	53	70	8	2	7	10	162
13. NUMBER WITH PERSONAL INJURY	63		1	9	53								
14. NUMBER WITHOUT PERSONAL INJURY	129	5		7	117								
15. TIME OF ASSAULTS	AM	23	25	10	2	8	3						
	PM	9	9	14	16	32	41						
	12:01.	2:00	4:00	6:00	8:00	10:00	12:00						

DO NOT USE THIS SPACE	
	INITIALS
RECORDED	
REVIEWED	
PUNCHED	
VERIFIED	
ADJUSTED	

**WEST VIRGINIA
OFFENSE DATA
COUNTY-STATE-MUNICIPAL**

The computer generated output tables contained within this section were designed to facilitate quick reference of statistical crime information relative to the different reporting areas of the State of West Virginia. The data contained in each of the series of reports will be detailed on a page preceding each listing.

Each of the three reports are listed in county name sequence. Within each county, information is further detailed to show the activity experienced by reporting area, agency type and contributor. The general identifying descriptions which indicate the reporting areas are listed and defined as follows:

(Name) County Total—This line indicates the total activity of all reporting agencies within the indicated county. It may be expressed mathematically as:

County Total = Municipal + State Police + Sheriff
or

County Total = Municipal + Rural

Rural—This line indicates the total activity that was reported by rural law enforcement agencies within the indicated reporting area. It may be expressed mathematically as:

Rural = State + Sheriff

Sheriff—This line indicates the total activity reported by sheriff's offices within the indicated reporting area.

State Police—This line indicates the total activity reported by all State Police Detachments within the indicated reporting area. It may be expressed mathematically as:

State Police = State Police Detachment 1 + SPD2 + SPD3 +

MUNICIPAL—This line indicates the total activity reported by all municipal law enforcement agencies within the indicated reporting area. It may be expressed mathematically as:

Municipal = Municipality 1 + M2 + M3 +

(City Name) Police Department—This line indicates the total activity reported by the individually specific police department.

For comparative purposes, each reporting agency or area identified on the report details the activity experienced for the calendar year of 1980 and 1979 respectively. Also, the numerical difference and the percent change between the two years has been calculated and displayed on separate lines. All amounts are signed with a plus (+) or minus (-) sign to indicate whether the quantity has increased or decreased from 1979 to 1980. An asterisk (*) appearing on the percent change line indicates that due to no activity being reported for either 1980 or 1979, calculation of percent change was impossible.

It should be noted that statistics gathered under the Uniform Crime Reporting Program are submitted by the law enforcement agencies of West Virginia and project a state-wide view of crime. Awareness of the presence of certain crime factors, which may influence the resulting volume and type of statistics presented, is necessary if fair and equitable conclusions are to be drawn. These crime influencing factors are present, to some degree, in every community and their presence affects, in varying degrees, the crime experience of that community. Attempts at comparison of crime figures between communities should not be made without first considering the individual factors present in each community.

CRIME INDEX REPORT

The tabulations in this section indicate the volume and distribution of crime in West Virginia on the basis of a crime rate.

The Uniform Crime Reporting Program utilizes eight crime classifications to establish a rate to measure the trend and distribution of crime. The number of actual offenses of murder, forcible rape, robbery, felonious assault, burglary, larceny and motor vehicle theft are reflected in this report. The number of actual offenses of manslaughter and assaults (not aggravated) are not index offenses, thus counts of these offenses are not considered in this report. Arson, the eighth Crime Index Offense, is examined in a separate section.

Each heading contained in this report is defined below.

Population—Estimated population of the indicated reporting area. This information, representative of the year 1980, was provided through the assistance of the Federal Bureau of Investigation and the United States Bureau of Census.

Total Offenses—This is the sum total of the seven Index Offenses.

Total Cleared—The sum total of the seven Index Offense cleared.

Percent Cleared—The percentage of Index Offenses cleared by arrest or exceptional clearance.

The mathematical formula may be expressed as follows:

$$\text{Percent Cleared} = \frac{\text{Total Index Offenses Cleared}}{\text{Total Actual Index Offenses Reported}} \times 100$$

Crime Rate—This is sometimes referred to as a victim risk rate and is representative of the number of Index Offenses per 1,000 population.

Example - A crime rate of 10.00 would imply that 10.00 persons of each 1,000 population were the victim of an Index Offense.

The mathematical formula for calculating the crime rate of any reporting area may be expressed as follows:

$$\text{Crime Rate} = \frac{1,000}{\text{Area Population}} = \text{Reciprocal}^* \times \text{Total Actual Offenses}$$

$$\text{Crime Rate} = \frac{\text{Total Actual Offenses}}{\text{Area Population}} \times 1,000$$

*Reciprocals developed to five (5) decimal places.

The remaining columns of the report indicate the number of actual Index Offenses reported by category.

JAN THRU DEC 80-79

WEST VIRGINIA U C R CRIME INDEX REPORT

IDENTIFIER

POPULATION CRIME RATE TOTAL CRIME RATE TOTAL CRIME RATE PERCENT MURDER RAPE ROBBERY FEL ASSET BREAK LARCENY M/V THEFT

WEST VIRGINIA TOTAL 1,949,644 24.69 48425 1451 23.64 139 304 925 2139 14016 27105 3797

RURAL 1,183,119 12.93 15395 4085 26.53 92 136 227 906 5718 6635 1701

SHERIFF'S 80 6404 1480 23.11 26 35 63 473 2257 3094 456

STATE POLICE 80 8991 2605 28.97 66 101 164 433 3461 3521 1245

MUNICIPAL 766,525 42.93 33030 7366 22.30 47 168 698 1233 8298 20490 2096

BARBOUR CTY TOTAL 16,639 9.91 165 63 38.18 0 1 2 13 67 78 4

RURAL 11,407 10.51 120 43 35.83 0 1 0 13 54 50 2

SHERIFF 80 36 12 31.57 0 0 1 0 2 17 17 1

STATE POLICE 80 82 31 37.80 0 0 0 0 11 37 33 1

MUNICIPAL 5,232 8.60 45 20 44.44 0 0 0 0 13 28 2

NUMERICAL CHANGE 79 6.27 35 15 42.85 0 0 0 0 19 13 3

PERCENT CHANGE 79 2.33+ 10+ 5+ 1.57+ 0 0 0 0 2+ 0 1+

PERCENT CHANGE 79 37.2+ 28.6+ 33.3+ 51.5+ 94.1+ 85.7+ 115.4+ 33.3-

JAN THRU DEC 80-79

WEST VIRGINIA U C R CRIME INDEX REPORT

PAGE 2

IDENTIFIER	POPULATION	CRIME RATE	TOTAL OFFEN	TOTAL CLEARED	PERCENT CLEARED	MURDER	RAPE	ROBBERY	FEL ASSLT	BREAK ENTER	LARCENY THEFT	M/V THEFT	
BELINGTON PD	2,038	1.47	3	3	100.00	0	0	0	0	0	3	0	
	2,070	3.86	8	6	75.00	0	0	0	0	6	0	2	
	32-	2.39-	5-	3-	25.00+	0	0	0	0	6-	3+	2-	
	1.5-	61.9-	62.5-	50.0-	33.3+								
PHILIPPI PD	3,194	13.14	42	17	40.47	0	0	2	0	13	25	2	
	3,510	7.69	27	9	33.33	0	0	0	0	13	15	1	
	316-	5.45+	15+	8+	7.14+	0	0	2+	0	0	12+	1+	
	9.0-	70.9+	55.6+	88.9+	21.4+					.0	92.3+	100.0+	
BERKELEY CTY TOTAL	46,773	25.60	1,198	326	27.21	4	10	24	49	614	625	72	
	42,719	19.25	823	105	12.75	1	6	16	33	251	432	84	
	4,056+	6.35+	375+	221+	14.46+	3+	4+	8+	16+	163+	193+	12-	
	9.5+	33.0+	45.6+	210.5+	13.4+	300.0+	66.7+	50.0+	48.5+	64.3+	44.7+	14.3-	
RURAL	33,712	25.35	855	210	24.56	2	9	13	48	319	411	53	
	28,778	17.71	510	70	13.72	1	6	10	11	206	232	44	
	4,934+	7.64+	345+	140+	10.84+	1+	3+	3+	37+	113+	179+	9+	
	17.1+	43.1+	67.6+	200.0+	79.0+	100.0+	50.0+	30.0+	336.4+	54.9+	77.2+	20.5+	
SHERIFF	80	461	62	13.44		2	1	4	15	140	284	15	
	79	157	31	19.74		1	0	3	3	55	92	3	
		304+	31+	6.30-		1+	1+	1+	12+	85+	192+	12+	
		193.6+	100.0+	31.9-	100.0+				33.3+	400.0+	154.5+	208.7+	400.0+
STATE POLICE	80	394	148	37.56		0	8	7	33	179	127	38	
	79	353	39	11.04		0	2+	2+	25+	151	190	41	
		41+	109+	26.52+		0	33.3+	28.6+	312.5+	18.5+	9.3-	7.3-	
		11.6+	279.5+	240.2+									
MUNICIPAL	80	13,063	26.25	343	116	33.81	2	11	1	95	214	19	
	79	13,941	22.45	313	35	11.18	0	6	22	45	200	40	
		3.80+	30+	81+	22.63+	2+	1+	5+	21-	50+	14+	21-	
		6.3-	16.9+	9.6+	231.4+	282.4+			83.3+	95.5-	111.1+	7.0+	52.5-
MARTINSBURG PD	80	13,063	26.25	343	116	33.81	2	11	1	95	214	19	
	79	13,941	22.45	313	35	11.18	0	6	22	45	200	40	
		3.80+	30+	81+	22.63+	2+	1+	5+	21-	50+	14+	21-	
		6.3-	16.9+	9.6+	231.4+	282.4+			83.3+	95.5-	111.1+	7.0+	52.5-
BOONE CTY TOTAL	30,447	14.54	443	80	18.05	2	3	4	17	156	204	58	
	29,691	11.72	348	59	16.95	0	3	8	20	106	165	44	
	756+	2.82+	95+	21+	1.10+	0	1-	3-	3-	50+	39+	14+	
	2.5+	24.1+	27.3+	35.6+	6.5+	0	33.3-	50.0-	15.0-	47.2+	23.6+	31.8+	
RURAL	26,530	13.75	365	80	21.91	2	2	4	16	140	147	54	
	26,134	10.59	277	47	16.96	2	3	8	20	90	118	16	
	396+	3.16+	88+	33+	6.95+	0	1-	4-	50+	29+	18+	18+	
	1.3+	29.8+	31.8+	70.2+	29.2+	0	33.3-	50.0-	20.0-	55.6+	24.6+	50.0+	

IDENTIFIER

IDENTIFIER	POPULATION	CRIME RATE	TOTAL OFFEN	TOTAL CLEARED	PERCENT CLEARED	MURDER	RAPE	ROBBERY	FEL ASHLT	BREAK ENTER	LARCENY THEFT	M/V THEFT
SHERIFF 80	170	4.11	7	0	0	0	0	0	8	59	79	24
NUMERICAL CHANGE 79	170	7.05	12	2	1	3	17	43	81	21	23	21
PERCENT CHANGE	0	2.94-	5-	2-	1-	3-	9-	16+	2-	1+	4.3+	
STATE POLICE 80	195	37.43	73	2	2	4	8	81	68	30	30	30
NUMERICAL CHANGE 79	107	32.71	35	0	2	5	3	47	37	13	13	13
PERCENT CHANGE	88+	4.72+	38+	2+	0	1-	5+	34+	51+	17+	17+	17+
MUNICIPAL 80	82.2+	108.6+	14.4+	0	0	20.0-	166.7+	72.3+	83.8+	130.8+		
NUMERICAL CHANGE 79	3,917	19.91	78	0	0	0	1	16	57	4	4	4
PERCENT CHANGE	3,557	19.96	71	0	0	0	0	16	47	4	4	4
MADISON PD 80	3,228	21.99	71	0	0	0	0	14	52	4	4	4
NUMERICAL CHANGE 79	2,725	24.58	67	0	0	0	0	13	46	8	8	8
PERCENT CHANGE	503+	2.59-	4+	10-	14.92-	0	0	1+	1+	6+	6+	6+
WHITESVILLE PD 80	689	10.15	7	0	0	0	0	0	0	0	0	0
NUMERICAL CHANGE 79	832	4.80	4	2	50.00-	0	0	0	0	2	5	0
PERCENT CHANGE	143-	5.35+	3+	2-	50.00-	0	0	0	0	3	1	0
BRAXTON CITY TOTAL 80	13,894	11.01	153	42	27.45	2	7	60	69	10	10	10
NUMERICAL CHANGE 79	13,129	8.52	112	26	23.21	1	1	47	36	19	19	19
PERCENT CHANGE	765+	2.69+	41+	16+	4.24+	1+	2+	13+	33+	9-	9-	9-
RURAL 80	10,946	9.68	106	35	33.01	2	3	1	6	42	44	44
NUMERICAL CHANGE 79	9,970	7.22	72	16	22.22	1	1	1	5	36	18	10
PERCENT CHANGE	9.8+	2.46+	34+	19+	10.79+	1+	2+	0	1+	6+	26+	2-
SHERIFF 80	20	40.00	8	0	0	0	0	0	3	12	3	0
NUMERICAL CHANGE 79	24	20.83	5	0	0	1	1	1	1	15	5	1
PERCENT CHANGE	16.7-	92.0+	3+	2+	19.17+	1-	2+	200.0+	20.0-	3-	2-	1-
STATE POLICE 80	86	31.39	27	0	0	3	1	3	30	61	8	8
NUMERICAL CHANGE 79	48	22.91	11	1	22.91	0	0	4	21	33	9	9
PERCENT CHANGE	38+	3.48+	16+	1-	5.48+	3+	1+	1-	9+	28+	1-	1-
MUNICIPAL 80	2,948	15.94	47	7	16.89	0	0	1	18	25	2	2
NUMERICAL CHANGE 79	3,159	12.66	40	10	25.00	0	0	0	11	18	9	9
PERCENT CHANGE	6.7-	3.28+	7+	3-	10.11-	0	0	1+	7+	17+	7-	7-
		25.9+	17.5+	30.0-	40.4-	0	0	50.0-	63.6+	38.9+	77.8-	77.8-

 BRAXTON CITY TOTAL

JAN THRU DEC 80-79

WEST VIRGINIA U C R CRIME INDEX REPORT

PAGE 4

IDENTIFIER	POPULATION	CRIME RATE	TOTAL OFFEN	TOTAL CLEARED	PERCENT CLEARED	MURDER	RAPE	ROBBERY	FEL ASST	BREAK ENTER	LARCENY THEFT	M/V THEFT
GASSAWAY PD	80	4.89	6	3	50.00	0	0	0	0	1	4	1
	79	8.01	10	2	20.00	0	0	0	0	5	1	4
		NUMERICAL CHANGE	4-	1+	30.00+	0	0	0	0	4-	3+	3-
		PERCENT CHANGE	39.0-	40.0-	150.0+					80.0-	300.0+	75.0-
SUTTON PD	80	7.55	9	2	22.22	0	0	1	0	4	3	1
	79	8.46	11	0	.00	0	0	0	0	3	7	1
		NUMERICAL CHANGE	2-	2+	22.22+	0	0	1+	0	1+	4-	4-
		PERCENT CHANGE	10.8-	10.2-	*			*		33.3+	57.1-	.0
BURNSVILLE PD	80	60.26	32	2	6.25	0	0	0	1	13	18	0
	79	31.09	19	8	42.10	0	0	0	2	3	10	4
		NUMERICAL CHANGE	13+	6-	35.85-	0	0	0	1-	10+	8+	4-
		PERCENT CHANGE	53.8+	68.4+	75.0-				50.0-	333.3+	80.0+	*
BROOKE CITY	TOTAL	26,941	441	32	7.25	0	0	9	4	129	277	22
	80	16.36	441	32	7.25	0	0	9	4	129	277	22
	79	30.398	397	40	10.07	0	3	5	5	103	264	17
		NUMERICAL CHANGE	44+	8-	2.82-	0	3-	4+	1-	26+	13+	5+
		PERCENT CHANGE	11.4-	11.1+	28.0-			80.0+	20.0-	25.2+	4.9+	29.4+
RURAL	80	17.668	211	9	4.26	0	0	5	4	56	132	14
	79	20.227	155	9	5.80	0	2	3	1	38	102	9
		NUMERICAL CHANGE	56+	0	1.54-	0	2-	2+	3+	18+	30+	5+
		PERCENT CHANGE	56.0+	36.1+	26.6-			66.7+	300.0+	47.4+	29.4+	55.6+
SHERIFF	80	190	7	3	68	0	0	4	2	42	129	13
	79	142	6	5	63	0	0	3	1	31	100	17
		NUMERICAL CHANGE	48+	1-	1.95-	0	0	1+	1+	11+	29+	6+
		PERCENT CHANGE	33.8+	12.5-	34.6-			33.3+	100.0+	35.3+	29.0+	85.7+
STATE POLICE	80	21	2	9	52	0	0	1	2	14	3	1
	79	13	1	7	69	0	2	0	0	7	2	2
		NUMERICAL CHANGE	8+	1+	1.83+	0	2-	1+	2+	7+	1+	1-
		PERCENT CHANGE	61.5+	100.0+	23.8+			*	*	100.0+	50.0+	50.0-
MUNICIPAL	80	24.74	230	23	10.00	0	0	4	0	73	145	8
	79	23.79	242	31	12.80	0	1	2	4	65	162	8
		NUMERICAL CHANGE	95+	8-	2.80-	0	1-	2+	4-	8+	17-	0
		PERCENT CHANGE	4.0+	5.0-	21.9-			100.0+	*	12.3+	10.5-	.0
FOLLANSBEE PD	80	22.28	89	0	.00	0	0	1	0	23	61	4
	79	17.35	72	0	.00	0	1	1	0	19	51	0
		NUMERICAL CHANGE	17+	0	.00	0	1-	0	0	4+	10+	4+
		PERCENT CHANGE	25.3+	23.6+			*	.0		21.1+	19.0+	*
MELLSBURG PD	80	30.78	122	20	16.39	0	0	3	0	36	82	1
	79	4.632	136	25	18.38	0	0	2	2	21	106	6
		NUMERICAL CHANGE	14+	5-	1.99-	0	0	2+	2-	15+	24-	5-
		PERCENT CHANGE	4.9+	10.3-	10.8-			200.0+	*	71.4+	22.6-	83.3-

OR

JAN THRU DEC 80-79

PAGE 5
WEST VIRGINIA U C R CRIME INDEX REPORT

IDENTIFIER	POPULATION	CRIME RATE	TOTAL OFFEN	PERCENT CLEARED	MURDER	RAPE	ROBBERY	FEL ASHLT	BREAK ENTER	LARCENY THEFT	M/V THEFT
BETHANY PD	1,336	14.22	19	3	15.78	0	0	0	14	2	3
NUMERICAL CHANGE	1,485	22.86	34	6	17.64	0	0	2	25	5	2
PERCENT CHANGE	149-	8.67-	19-	3-	1.86-	0	0	2-	11-	3-	1+
	10.0-	37.9-	44.1-	50.0-	10.5-				44.0-	60.0-	50.0+
CABELL CITY	111,834	70.24	7857	2743	34.91	9	47	455	1816	4736	457
NUMERICAL CHANGE	105,635	66.30	7009	2515	35.88	6	66	499	1812	4286	440
PERCENT CHANGE	6,199+	3.94+	848+	228+	2.97-	3+	19-	156+	204+	490+	17+
	6,534	5.9+	12.1+	9.1+	2.7-	50.0+	28.8-	31.3+	12.7+	11.5+	3.9+
RURAL	41,281	31.92	1318	585	44.38	0	4	17	152	361	94
NUMERICAL CHANGE	28,646	41.49	1189	540	45.41	1	10	166	250	685	59
PERCENT CHANGE	12,635+	9.57-	129+	45+	1.03-	1-	6-	14-	111+	5+	35+
	44.1+	23.1-	10.8+	8.3+	2.3-		60.0-	8.4-	44.4+	7+	59.3+
SHERIFF	80	1087	521	47.93	0	2	7	142	293	588	55
NUMERICAL CHANGE	79	1006	496	49.30	1	5	13	160	200	591	36
PERCENT CHANGE		81+	25+	1.37-	1-	3-	6-	18-	93+	3-	1+
		8.1+	5.0+	2.6-		60.0-	46.2-	11.3-	46.5+	5-	52.8+
STATE POLICE	80	231	64	27.70	0	2	10	10	68	102	39
NUMERICAL CHANGE	79	183	44	24.04	0	3	5	6	50	94	23
PERCENT CHANGE		48+	20+	3.65+	0	5+	5+	4+	18+	8+	16+
		26.2+	45.3+	15.2+		60.0-	100.0+	66.7+	36.0+	8.5+	69.6+
MUNICIPAL	70,553	92.65	6339	2158	33.00	9	43	120	503	1455	363
NUMERICAL CHANGE	76,989	75.54	5820	1975	33.93	5	56	122	333	1362	381
PERCENT CHANGE	6,436-	17.11+	719+	183+	0.9-	4+	13-	2-	170+	93+	19-
	8.4-	22.7+	12.4+	9.3+	2.7-	80.0+	23.2-	1.6-	51.1+	6.8+	4.7-
BARBOURSVILLE PD	2,871	57.81	166	45	27.10	0	0	3	35	87	6
NUMERICAL CHANGE	2,421	11.56	28	3	10.71	0	1	1	2	19	5
PERCENT CHANGE	450+	46.25+	138+	42+	16.39+	0	1-	3+	33+	68+	1+
	18.6+	400.1+	492.9+	1400.0+	153.0+			3400.0+	1650.0+	357.9+	20.0+
HUNTINGTON PD	63,664	93.35	5946	2031	34.15	9	42	116	461	1352	346
NUMERICAL CHANGE	70,250	77.53	5488	1945	35.57	5	52	119	321	1283	322
PERCENT CHANGE	6,836-	15.82+	478+	86+	1.42-	4+	10-	3-	140+	69+	304+
	9.7-	20.4+	8.7+	4.4+	4.0-	80.0+	19.2-	2.5-	43.6+	5.4+	9.2+
MILTON PD	2,178	26.62	58	15	25.86	0	0	1	19	35	3
NUMERICAL CHANGE	2,025	31.11	63	7	11.11	0	0	1	8	50	3
PERCENT CHANGE	153+	4.49-	5-	8+	14.75+	0	0	1-	0	15-	0
	7.6+	14.4-	7.9-	114.3+	132.8+				137.5+	30.0-	
MU SECURITY POLICE	1,820	202.74	369	67	18.15	0	1	1	6	49	8
NUMERICAL CHANGE	2,023	129.01	261	7	7.66	0	2	10	69	176	1
PERCENT CHANGE	203-	73.73+	108+	47+	10.49+	0	2-	1-	4-	20-	7+
	10.0-	57.2+	41.4+	235.0+	136.9+		66.7-	50.0-	40.0-	29.0-	72.7+
											700.0+

IDENTIFIER	POPULATION	CRIME RATE	TOTAL OFFEN	TOTAL CLEARED	PERCENT CLEARED	MURDER	RAPE	ROBBERY	FEL ASHLT	BREAK ENTER	LARCENY THEFT	M V THEFT
CALHOUN CTY	8,250	8.72	72	32	44.44	0	1	1	5	20	37	8
TOTAL	8,291	4.95	41	24	58.53	0	0	0	2	22	13	4
NUMERICAL CHANGE	31-	3.77+	31+	8+	14.09-	0	1+	1+	3+	2-	24+	4+
PERCENT CHANGE	4-	76.2+	75.6+	33.3+	24.1-	0	0	0	150.0+	9.1-	186.6+	100.0+
RURAL	7,462	9.64	72	32	44.44	0	1	1	5	20	37	8
NUMERICAL CHANGE	7,430	5.38	40	24	60.00	0	0	0	2	22	12	4
PERCENT CHANGE	.4+	4.26+	32+	8+	15.56-	0	1+	1+	3+	2-	25+	4+
SHERIFF	80	79.2+	80.0+	33.3+	25.9-	0	0	0	0	0	0	0
NUMERICAL CHANGE	79	0	0	0	.00	0	0	0	0	0	0	0
PERCENT CHANGE	0	0	0	0	.00	0	0	0	0	0	0	0
STATE POLICE	80	72	32	44.44	0	1	1	1	5	20	37	8
NUMERICAL CHANGE	79	40	24	60.00	0	0	0	0	2	22	12	4
PERCENT CHANGE	80.0+	32+	8+	15.56-	0	1+	1+	1+	3+	2-	25+	4+
MUNICIPAL	788	.00	0	0	.00	0	0	0	0	0	0	0
NUMERICAL CHANGE	851	1.17-	1-	0	.00	0	0	0	0	0	1-	0
PERCENT CHANGE	7.4-	.0	0	0	.00	0	0	0	0	0	0	0
GRANTSVILLE PD	788	1.17-	1-	0	.00	0	0	0	0	0	0	0
NUMERICAL CHANGE	851	1.17-	1-	0	.00	0	0	0	0	0	1-	0
PERCENT CHANGE	7.4-	.0	0	0	.00	0	0	0	0	0	0	0
CLAY CTY	11,265	13.22	149	62	41.61	1	1	2	17	71	44	13
TOTAL	10,705	13.63	146	42	28.76	1	1	1	9	76	48	10
NUMERICAL CHANGE	560+	3.41-	3+	20+	12.85+	0	0	1+	8+	5-	4-	3+
PERCENT CHANGE	5.2+	3.0-	2.1+	47.6+	44.7+	0	0	100.0+	88.9+	6.6-	8.3-	30.0+
RURAL	10,325	14.43	149	62	41.61	1	1	2	17	71	44	13
NUMERICAL CHANGE	10,152	14.38	146	42	28.76	1	1	1	9	76	48	10
PERCENT CHANGE	1.7+	.03+	3+	20+	12.85+	0	0	100.0+	88.9+	6.6-	8.3-	30.0+
SHERIFF	80	0	0	0	.00	0	0	0	0	0	0	0
NUMERICAL CHANGE	79	5	2	40.00	0	0	0	0	0	2	3	0
PERCENT CHANGE	0	5-	2-	40.00-	0	0	0	0	0	2-	3-	0
STATE POLICE	80	149	62	41.61	1	1	2	17	71	44	44	13
NUMERICAL CHANGE	79	141	40	28.36	1	1	1	9	74	45	45	10
PERCENT CHANGE	5.7+	8+	22+	13.25+	0	0	1+	8+	3-	4-	1-	3+
PERCENT CHANGE	5.7+	55.0+	46.7+	0	0	0	100.0+	88.9+	4.1-	2.2-	30.0+	0

JAN THRU DEC 80-79

PAGE 7
WEST VIRGINIA U C R CRIME INDEX REPORT

IDENTIFIER

POPULATION	CRIME RATE	TOTAL OFFEN	PERCENT CLEARED	MURDER	RAPE	ROBBERY	FEL ASST	BREAK ENTER	LARCENY THEFT	M/V THEFT
MUNICIPAL	80	940	.00	0	0	0	0	0	0	0
	79	553	.00	0	0	0	0	0	0	0
		367+	.00	0	0	0	0	0	0	0
		70.0+								
CLAY PD	80	940	.00	0	0	0	0	0	0	0
	79	553	.00	0	0	0	0	0	0	0
		387+	.00	0	0	0	0	0	0	0
		70.0+								

POPULATION	CRIME RATE	TOTAL OFFEN	PERCENT CLEARED	MURDER	RAPE	ROBBERY	FEL ASST	BREAK ENTER	LARCENY THEFT	M/V THEFT
DODDRIDGE CITY TOTAL	80	7,433	5.51	41	25	60.97	0	3	1	3
	79	7,170	5.43	39	20	51.28	1	0	0	10
		263+	.08+	2+	5+	9.69+	1-	3+	1+	13
		3.7+	1.5+	5.1+	25.0+	18.9+	20.0+	5.9+	23.1-	0

POPULATION	CRIME RATE	TOTAL OFFEN	PERCENT CLEARED	MURDER	RAPE	ROBBERY	FEL ASST	BREAK ENTER	LARCENY THEFT	M/V THEFT
RURAL	80	6,383	6.14	39	22	56.41	0	3	1	9
	79	5,988	5.84	35	20	57.14	1	0	0	14
		355+	.30+	4+	2+	.73-	1-	3+	4+	3
		5.9+	5.1+	11.6+	10.0+	1.3-	1.0+	1.0+	28.6+	25.0-

POPULATION	CRIME RATE	TOTAL OFFEN	PERCENT CLEARED	MURDER	RAPE	ROBBERY	FEL ASST	BREAK ENTER	LARCENY THEFT	M/V THEFT
SHERIFF	80	13	81.53	0	0	0	0	0	0	0
	79	5	80.00	0	0	0	0	0	0	0
		4+	18.47-	0	0	0	0	0	0	0
		160.0+	100.0+	23.1-					100.0+	2+

POPULATION	CRIME RATE	TOTAL OFFEN	PERCENT CLEARED	MURDER	RAPE	ROBBERY	FEL ASST	BREAK ENTER	LARCENY THEFT	M/V THEFT
STATE POLICE	80	26	53.84	1	0	0	0	0	0	0
	79	30	53.33	1	0	0	0	0	0	0
		4-	.51+	1-	3+	1+	1+	1-	1-	1-
		13.3-	12.5-	1.0+					11.1-	41.7-

POPULATION	CRIME RATE	TOTAL OFFEN	PERCENT CLEARED	MURDER	RAPE	ROBBERY	FEL ASST	BREAK ENTER	LARCENY THEFT	M/V THEFT
MUNICIPAL	80	1,090	1.83	2	3	150.00	0	0	0	0
	79	1,482	3.38	4	0	.00	0	0	0	0
		92-	1.55-	2-	3+	150.00+	0	0	0	0
		7.8-	45.9-	50.0-						

POPULATION	CRIME RATE	TOTAL OFFEN	PERCENT CLEARED	MURDER	RAPE	ROBBERY	FEL ASST	BREAK ENTER	LARCENY THEFT	M/V THEFT
WEST UNION PD	80	1,090	1.83	2	3	150.00	0	0	0	0
	79	1,482	3.38	4	0	.00	0	0	0	0
		92-	1.55-	2-	3+	150.00+	0	0	0	0
		7.8-	45.9-	50.0-						

POPULATION	CRIME RATE	TOTAL OFFEN	PERCENT CLEARED	MURDER	RAPE	ROBBERY	FEL ASST	BREAK ENTER	LARCENY THEFT	M/V THEFT
FAYETTE CITY TOTAL	80	58,751	19.47	1164	380	33.21	7	10	15	131
	79	55,867	15.82	884	397	39.25	4	9	13	73
		2,904+	3.85+	260+	33+	6.04-	3+	1+	2+	58+
		5.2+	23.1+	29.4+	9.5+	15.4-	75.0+	11.1+	15.4+	79.5+

POPULATION	CRIME RATE	TOTAL OFFEN	PERCENT CLEARED	MURDER	RAPE	ROBBERY	FEL ASST	BREAK ENTER	LARCENY THEFT	M/V THEFT
RURAL	80	37,902	16.80	637	245	38.46	7	10	16	116
	79	35,735	12.61	451	183	40.57	4	8	8	64
		2,167+	4.18+	186+	62+	2.11-	3+	2+	6+	52+
		6.1+	33.2+	41.2+	33.9+	5.2-	75.0+	25.0+	81.3+	35.9+

JAN THRU DEC 80-79

WEST VIRGINIA U C R CRIME INDEX REPORT

PAGE 8

IDENTIFIER	POPULATION	CRIME RATE	TOTAL OFFEN	TOTAL CLEARED	PERCENT CLEARED	MURDER	RAPE	ROBBERY	FEL ASFLT	BREAK ENTER	LARCENY THEFT	M/V THEFT
SHERIFF	80	300	170	56.66	3	5	3	100	90	83	16	
NUMERICAL CHANGE	79	225	140	62.22	0	5	5	55	69	84	7	
PERCENT CHANGE		75+	30+	5.56-	3+	0	2-	45+	21+	1-	9+	
		33.3+	21.4+	8.9-	0	0	40.0-	81.8+	30.4+	1.2-	128.6+	
STATE POLICE	80	337	75	22.25	4	5	11	16	103	156	42	
NUMERICAL CHANGE	79	226	43	19.02	4	3	3	7	73	112	22	
PERCENT CHANGE		111+	32+	3.23+	0	2+	8+	7+	30+	44+	20+	
		49.1+	74.4+	17.0+	0	66.7+	266.7+	77.8+	41.1+	39.3+	90.9+	
MUNICIPAL	80	20,869	135	26.62	0	0	1	15	139	325	27	
NUMERICAL CHANGE	79	21,52	164	37.87	0	1	5	9	74	311	33	
PERCENT CHANGE		4.79+	7.4+	11.25-	0	1-	4-	6+	65+	14+	6-	
		13.0+	17.1+	29.7-	0	0	80.0-	66.7+	87.8+	4.5+	18.2-	
ANSTED PD	80	1,952	9	.00	0	0	0	0	4	4	1	
NUMERICAL CHANGE	79	1,670	6	.00	0	0	0	0	5	1	0	
PERCENT CHANGE		282+	3+	.00	0	0	0	0	20.0-	300.0+	0	
		16.9+	50.0+									
FAYETTEVILLE PD	80	2,336	10	10.00	0	0	0	0	9	1	0	
NUMERICAL CHANGE	79	1,909	3	66.66	0	0	0	1-	7+	1+	0	
PERCENT CHANGE		427+	7+	56.66-	0	0	0	0	350.0+	0	0	
		22.4+	233.3+	85.0-								
MONTGOMERY PD	80	3,104	228	26.31	0	0	1	5	33	174	15	
NUMERICAL CHANGE	79	2,826	191	31.41	0	1	1	2	22	146	19	
PERCENT CHANGE		2.96+	37+	5.10-	0	1-	0	3+	11+	28+	4-	
		10.5+	19.4+	16.2-				150.0+	50.0+	19.2+	21.1-	
MOUNT HOPE PD	80	1,859	20	5.00	0	0	0	1	10	9	0	
NUMERICAL CHANGE	79	2,026	5	.00	0	0	0	0	4	1	0	
PERCENT CHANGE		177-	15+	5.00+	0	0	0	0	6+	8+	0	
		8.7-	300.0+					150.0+	800.0+			
OAK HILL PD	80	7,120	194	34.53	0	0	0	9	55	119	11	
NUMERICAL CHANGE	79	7,821	204	48.52	0	0	4	5	33	168	14	
PERCENT CHANGE		771-	10-	13.99-	0	4-	0	4+	22+	29-	3-	
		9.8-	4.9-	28.6-				80.0+	66.7+	19.6-	21.4-	
MEADOW BRIDGE PD	80	530	0	.00	0	0	0	0	0	0	0	
NUMERICAL CHANGE	79	377	0	.00	0	0	0	0	0	0	0	
PERCENT CHANGE		157+	0	.00	0	0	0	0	0	0	0	
		42.1+										
SMITHERS PD	80	1,482	0	.00	0	0	0	0	0	0	0	
NUMERICAL CHANGE	79	2,014	0	.00	0	0	0	0	0	0	0	
PERCENT CHANGE		532-	0	.00	0	0	0	0	0	0	0	
		26.4-										
PAX PD	80	274	0	.00	0	0	0	0	0	0	0	
NUMERICAL CHANGE	79	321	0	.00	0	0	0	0	0	0	0	
PERCENT CHANGE		47-	0	.00	0	0	0	0	0	0	0	
		14.6-										

IDENTIFIER

IDENTIFIER	POPULATION	CRIME RATE	TOTAL OFFEN	TOTAL CLEARED	PERCENT CLEARED	MURDER	RAPE	ROBBERY	FEL ASFLT	BREAK ENTER	LARCENY THEFT	M/V THEFT
W VA TECH SECURITY	1,025	44.87	46	6	13.04	0	0	0	0	28	18	0
NUMERICAL CHANGE	1,100	21.81	24	3	12.50	0	0	0	1	8	15	0
PERCENT CHANGE	75-	23.06+	22+	3+	54+	0	0	0	1-	20+	3+	0
	6.8-	105.7+	91.7+	100.0+	6.3+				250.0+	20.0+		

 GILMER CTY TOTAL
 80 8,354 8.27 69 16 23.18 0 4 0 3 43 17 2
 79 8,180 13.69 112 14 12.50 0 2 2 3 43 46 16
 NUMERICAL CHANGE 154+ 5.42- 43- 2+ 10.68+ 0 2+ 2- 0 0 0 29- 14-
 PERCENT CHANGE 1.9+ 39.6- 38.4- 14.3+ 85.4+ 100.0+ * .0 63.0- 87.5-

RURAL
 80 5,494 8.19 45 16 31.11 0 3 0 2 31 7 2
 79 5,813 10.32 60 12 20.00 0 2 2 2 29 15 10
 NUMERICAL CHANGE 319- 2.13- 15- 2+ 11.11+ 0 1+ 2- 0 0 6.9+ 53.3- 80.0-
 PERCENT CHANGE 5.5- 20.6- 25.0- 16.7+ 55.6+

SHERIFF
 80 0 0 0 .00 0 0 0 0 0 0 0 0
 79 5 4 80.00 0 0 0 0 0 0 0 0 3
 NUMERICAL CHANGE 5- 4- 80.00- 0 0 0 0 0 0 0 0 2- 3-
 PERCENT CHANGE * * * * *

STATE POLICE
 80 45 14 31.11 0 3 0 2 2 31 7 2
 79 55 8 14.54 0 2 2 2 2 29 13 7
 NUMERICAL CHANGE 10- 6+ 16.57+ 0 1+ 2- 0 0 2+ 6.9+ 46.2- 71.4-
 PERCENT CHANGE 18.2- 75.0+ 114.0+

MUNICIPAL
 80 2,840 8.45 24 2 8.33 0 1 0 1 12 10 0
 79 2,567 21.96 52 2 3.84 0 0 0 1 14 31 6
 NUMERICAL CHANGE 273+ 13.51- 28- 0 4.99+ 0 1+ 0 0 2- 21- 6-
 PERCENT CHANGE 20.0+ 61.5- 53.8- .0 116.9+

GLENVILLE PD
 80 2,155 2.78 6 1 16.66 0 1 0 0 4 1 0
 79 1,767 9.62 17 1 5.88 0 0 0 0 3 8 6
 NUMERICAL CHANGE 388+ 6.86- 11- 0 10.78+ 0 1+ 0 0 1+ 7- 6-
 PERCENT CHANGE 22.0+ 71.1- 64.7- .0 183.3+

GLENVILLE ST SECURITY
 80 685 26.27 18 1 5.55 0 0 0 0 8 9 0
 79 600 58.33 35 1 2.85 0 0 0 0 1 11 23
 NUMERICAL CHANGE 85+ 32.06- 17- 0 2.70+ 0 0 0 0 3- 14- 0
 PERCENT CHANGE 14.2+ 55.0- 48.6- .0 94.7+

 GRANT CTY TOTAL
 80 10,210 9.79 100 29 29.00 1 0 0 1 56 32 10
 79 9,291 10.87 101 16 15.84 1 0 0 2 40 47 11
 NUMERICAL CHANGE 919+ 1.08- 1- 13+ 15.16+ 0 0 0 1- 16+ 15- 1-
 PERCENT CHANGE 9.9+ 9.9- 1.0- 81.3+ 83.1+ 50.0- 40.0+ 31.9- 9.1-

RURAL
 80 7,586 11.73 89 25 28.08 0 0 0 0 50 29 10
 79 7,063 12.17 86 15 17.64 1 0 0 2 35 40 10
 NUMERICAL CHANGE 523+ 3.44- 3+ 10+ 10.64+ 0 0 0 2- 17+ 11- 0
 PERCENT CHANGE 7.4+ 3.6- 3.5+ 66.7+ 61.0+

IDENTIFIER

IDENTIFIER	POPULATION	CRIME RATE	TOTAL OFFEN	TOTAL CLEARED	PERCENT CLEARED	MURDER	RAPE	ROBBERY	FEL ASLTT	BREAK ENTER	LARCENY THEFT	M/V THEFT
SHERIFF 80			11	1	9.09	0	0	0	0	3	8	0
NUMERICAL CHANGE 79			18	6	33.33	0	0	0	2	8	7	1
PERCENT CHANGE			7-	5-	24.24-	0	0	0	2-	62.5-	1+	1-
			38.9-	83.3-	72.7-						14.3+	*
STATE POLICE 80			78	24	30.76	0	0	0	0	47	21	10
NUMERICAL CHANGE 79			68	9	17.23	1-	0	0	0	25	33	9
PERCENT CHANGE			10+	15+	17.53+	1-	0	0	0	22+	12-	1+
			14.7+	166.7+	132.5+	*				88.0+	36.4-	11.1+
MUNICIPAL 80	2,624	4.19	11	4	36.36	1	0	0	1	6	3	0
NUMERICAL CHANGE 79	2,228	6.73	15	1	6.66	0	0	0	0	7	7	1
PERCENT CHANGE	17.8+	2.54-	4-	3+	29.70+	1+	0	0	1+	1-	4-	1-
			37.7-	26.7-	300.0+	*				14.3-	57.1-	*
PETERSBURG PD 80	2,084	5.27	11	4	36.36	1	0	0	1	6	3	0
NUMERICAL CHANGE 79	2,228	6.73	15	1	6.66	0	0	0	0	7	7	1
PERCENT CHANGE	14.5-	1.46-	4-	3+	29.70+	1+	0	0	1+	1-	4-	1-
	6.5-	21.7-	26.7-	300.0+	445.9+	*				14.3-	57.1-	*
BAYARD PD 80	540	.00	0	0	.00	0	0	0	0	0	0	0
NUMERICAL CHANGE	540+	.00	0	0	.00	0	0	0	0	0	0	0
PERCENT CHANGE	.0											

IDENTIFIER	POPULATION	CRIME RATE	TOTAL OFFEN	TOTAL CLEARED	PERCENT CLEARED	MURDER	RAPE	ROBBERY	FEL ASLTT	BREAK ENTER	LARCENY THEFT	M/V THEFT
GREENBRIER CTY TOTAL 80	36,547	7.11	260	52	20.00	1	4	0	5	111	110	29
NUMERICAL CHANGE 79	35,447	4.88	173	25	14.45	0	1	1	1	85	75	10
PERCENT CHANGE	1,100+	2.23+	87+	27+	5.55+	1+	3+	1-	4+	26+	35+	10+
	3.31+	45.7+	50.5+	108.0+	38.4+	*	300.0+	*	400.0+	30.6+	46.7+	190.0+
RURAL 80	24,080	7.84	189	38	20.10	1	3	0	5	82	83	15
NUMERICAL CHANGE 79	25,666	4.79	123	22	17.88	0	0	1	0	60	54	8
PERCENT CHANGE	6.2-	3.05+	66+	16+	2.22+	1+	3+	1-	5+	22+	29+	7+
			53.7+	72.7+	12.4+	*	*	*	*	36.7+	53.7+	87.5+
SHERIFF 80			13	0	.00	0	0	0	0	7	6	0
NUMERICAL CHANGE 79			10	0	.00	0	0	0	0	4	6	0
PERCENT CHANGE			3+	0	.00	0	0	0	0	3+	.0	0
			30.0+							75.0+		
STATE POLICE 80			176	38	21.59	1	3	0	5	75	77	15
NUMERICAL CHANGE 79			113	22	19.46	0	0	1	0	56	48	8
PERCENT CHANGE			55.8+	72.7+	10.9+	1+	3+	1-	5+	19+	29+	7+
						*	*	*	*	33.9+	60.4+	87.5+
MUNICIPAL 80	12,467	5.69	71	14	19.71	0	1	0	0	29	27	14
NUMERICAL CHANGE 79	9,781	5.11	50	3	6.00	0	1	0	1	25	21	2
PERCENT CHANGE	27.5+	11.4+	42.0+	366.7+	228.5+	0	.0	0	1-	4+	6+	12+
									*	16.0+	28.6+	600.0+

JAN THRU DEC 80-79

PAGE 11
WEST VIRGINIA U C R CRIME INDEX REPORT

IDENTIFIER	POPULATION	CRIME RATE	TOTAL OFFEN	TOTAL CLEARED	MURDER	RAPE	ROBBERY	FEL ASHLT	BREAK ENTER	LARCENY THEFT	M/V THEFT
LEWISBURG PD	80	8.48	26	1	3.84	0	1	0	10	14	1
	79	8.27	22	1	4.54	0	1	1	12	7	1
	407+	2.21+	6+	0	7.0-	0	0	1-	2-	7+	0
	15.3+	2.5+	18.2+	0	15.4-	0	0	1-	16.7-	100.0+	0
RAINELLE PD	80	10.08	20	7	35.00	0	0	0	4	11	5
	79	8.61	18	1	5.55	0	0	0	4	14	0
	107-	1.47+	2+	6+	29.45+	0	0	0	0	3-	5+
	5.1-	17.1+	11.1+	600.0+	530.6+	0	0	0	0	21.4-	1
RONCEVERTE PD	80	6.05	14	0	0.00	0	0	0	14	0	0
	79	1.63	3	1	33.33	0	0	0	3	0	0
	475+	4.42+	11+	1-	33.33-	0	0	0	11+	0	0
	25.9+	271.2+	366.7+	1	366.7+	0	0	0	366.7+	0	0
WHITE SULPHUR SPRINGS PD	80	2.66	9	6	66.66	0	0	0	1	0	0
	79	1.75	3	0	0.00	0	0	0	4	0	0
	528+	9.91+	4+	6+	66.66+	0	0	0	3-	0	1+
	18.6+	52.0+	80.0+	1	66.66+	0	0	0	75.0-	0	700.0+
QUINWOOD PD	80	4.34	2	0	0.00	0	0	0	0	2	0
	79	5.66	2	0	0.00	0	0	0	2	0	0
	107+	1.32-	0	0	0.00	0	0	0	2-	2+	0
	30.3+	23.3-	0	0	0.00	0	0	0	1	1	0
RUPERT PD	80	0.00	0	0	0.00	0	0	0	0	0	0
	79	0.00	0	0	0.00	0	0	0	0	0	0
	1,276+	0.00	0	0	0.00	0	0	0	0	0	0
	1,276+	0.00	0	0	0.00	0	0	0	0	0	0
HAMPSHIRE CTY TOTAL	80	13.11	195	68	24.61	0	2	10	104	68	8
	79	14.78	215	67	31.36	0	2	10	108	90	9
	325+	1.67-	20-	19-	6.35-	0	1+	5	4-	22-	1-
	2.2+	11.3-	9.3-	28.4-	21.0-	0	50.0+	100.0+	3.7-	24.4-	11.1-
RURAL	80	14.95	191	47	24.60	0	3	10	101	67	8
	79	16.94	209	67	32.05	0	2	4	103	90	9
	638+	1.99-	18-	20-	7.65-	0	1+	6+	2-	23-	1-
	3.6+	11.7-	8.6-	29.9-	23.2-	0	50.0+	150.0+	1.9-	25.6-	11.1-
SHERIFF	80	49	19	30.61	0	0	0	3	29	16	1
	79	74	36	48.64	0	0	0	2	27	44	1
	25-	21-	18.03-	0	0	0	0	1+	2+	28-	0
	33.8-	58.3-	37.1-	0	0	0	50.0+	50.0+	7.4+	63.6-	0
STATE POLICE	80	142	32	22.53	0	3	2	7	72	51	7
	79	135	31	22.96	0	2	1	5	76	46	8
	7+	1+	1+	43-	0	1+	1+	5+	4-	5+	1-
	5.2+	3.2+	1.9-	0	50.0+	100.0+	250.0+	5.3-	10.9+	12.5-	0

JAN THRU DEC 80-79

PAGE 12
WEST VIRGINIA U C R CRIME INDEX REPORT

IDENTIFIER

IDENTIFIER	POPULATION	CRIME RATE	TOTAL OFFEN	TOTAL CLEARED	PERCENT CLEARED	MURDER	RAPE	ROBBERY	FEL ASHLT	BREAK ENTER	LARCENY THEFT	M/V THEFT
MUNICIPAL 80	2,094	1.91	4	1	25.00	0	0	0	0	3	1	0
NUMERICAL CHANGE 79	2,207	2.71	6	0	.00	0	0	0	1	5	0	0
PERCENT CHANGE	113-	.80-	2-	1+	25.00+	0	0	0	1-	2-	1+	0
	5.1-	29.5-	33.3-	*	*				*	40.0-	*	
ROMNEY PD	2,094	1.91	4	1	25.00	0	0	0	0	3	1	0
NUMERICAL CHANGE 79	2,207	2.71	6	0	.00	0	0	0	1	5	0	0
PERCENT CHANGE	113-	.80-	2-	1+	25.00+	0	0	0	1-	2-	1+	0
	5.1-	29.5-	33.3-	*	*				*	40.0-	*	
HANCOCK CTY TOTAL	44,594	20.82	929	82	8.82	2	1	16	21	389	364	136
NUMERICAL CHANGE 79	39,184	24.70	968	94	9.71	1	2	26	10	411	361	157
PERCENT CHANGE	5,410+	3.88-	39-	12-	.89-	1+	1-	16-	11+	22-	3+	21-
	13.8+	15.7-	4.8-	12.8-	9.2-	100.0+	50.0-	38.5-	110.0+	5.4-	8+	13.4-
RURAL	14,809	19.31	286	19	6.64	2	0	1	13	136	105	29
NUMERICAL CHANGE 79	7,858	33.08	260	22	8.46	1	2	5	4	123	82	43
PERCENT CHANGE	6,951+	13.77-	26+	3-	1.82-	1+	2-	4-	9+	13+	23+	14-
	88.5+	41.6-	10.0+	13.6-	21.5-	100.0+	80.0-	225.0+	10.6+	28.0+	32.6-	
SHERIFF	80	280	19	6.78	2	0	1	13	13	134	102	28
NUMERICAL CHANGE 79	255	21	8.23	1	2	5	4	121	9	121	79	43
PERCENT CHANGE	9.8+	9.5-	17.6-	100.0+	1.45-	1+	2-	80.0-	225.0+	10.7+	29.1+	34.3-
STATE POLICE	80	6	0	.00	0	0	0	0	0	2	3	1
NUMERICAL CHANGE 79	5	1	20.00	0	0	0	0	0	0	0	0	0
PERCENT CHANGE	1+	1-	20.00-	0	0	0	0	0	0	0	0	1+
	20.0+	*	*	*	*				*	.0	.0	*
MUNICIPAL	29,785	21.58	643	63	9.79	0	1	15	8	253	259	107
NUMERICAL CHANGE 79	31,326	22.59	708	72	10.16	0	0	21	6	288	279	114
PERCENT CHANGE	1,541-	1.01-	65-	9-	3.7-	0	1+	6-	2+	35-	20-	7-
	4.9-	4.5-	9.2-	12.5-	3.6-	*	28.6-	33.3+	12.2-	7.2-	6.1-	
CHESTER PD	3,297	12.43	61	8	19.51	0	0	0	0	16	15	10
NUMERICAL CHANGE 79	3,423	18.98	65	3	4.61	0	0	2	0	18	39	6
PERCENT CHANGE	126-	6.55-	24-	5+	14.90+	0	0	2-	0	11.1-	61.5-	66.7+
	3.7-	34.5-	36.9-	166.7+	323.2+							
MEIRTON PD	24,736	23.68	586	55	9.38	0	1	15	8	230	237	95
NUMERICAL CHANGE 79	25,968	24.71	642	69	10.74	0	0	19	6	270	259	108
PERCENT CHANGE	1,232-	1.03-	56-	14-	1.36-	0	1+	4-	2+	40-	2-	13-
	4.7-	4.2-	8.7-	20.3-	12.7-	*	21.1-	33.3+	14.8-	.8-	12.0-	
NEW CUMBERLAND PD	1,752	9.13	16	0	.00	0	0	0	0	7	7	2
NUMERICAL CHANGE 79	1,935	.51	1	0	.00	0	0	0	0	0	1	0
PERCENT CHANGE	9.5-	8.62+	13+	0	.00	0	0	0	0	7+	6+	2+
		1690.2+	1500.0+							*	600.0+	*

IDENTIFIER

POPULATION CRIME RATE TOTAL OFFEN TOTAL PERCENT MURDER RAPE ROBBERY FEL ASLT BREAK LARCENY MVV
CITY

IDENTIFIER	POPULATION	CRIME RATE	TOTAL OFFEN	TOTAL PERCENT	MURDER	RAPE	ROBBERY	FEL ASLT	BREAK ENTER	LARCENY	MVV	THEFT
HARDY CITY	10,030	9.17	92	28	30.43	0	2	4	40	37	8	
NUMERICAL CHANGE	9,695	7.01	68	26	36.23	0	0	13	24	25	3	
PERCENT CHANGE	3.5+	2.16+	24+	7.80-	3-	2+	1+	9-	16+	12+	5+	
	3.5+	30.8+	35.3+	7.7+	20.6-	0	0	69.2-	66.7+	48.0+	166.7+	

RURAL

80	7,532	8.89	67	24	35.82	0	2	1	3	33	27	1
79	7,225	7.47	54	20	37.03	3-	0	0	7	22	20	2
NUMERICAL CHANGE	307+	1.42+	13+	4+	1.21-	3-	2+	1+	4-	11+	7+	1-
PERCENT CHANGE	4.2+	19.0+	24.1+	20.0+	3.3-	0	0	57.1-	50.0+	35.0+	50.0-	

SHERIFF

80			18	9	50.00	0	0	1	3	3	11	0
79			21	6	28.57	1	0	0	4	9	7	0
NUMERICAL CHANGE			3-	3+	21.43+	1-	0	1+	1-	6-	4+	0
PERCENT CHANGE			14.3-	50.0+	75.0+	0	0	25.0-	66.7-	57.1+		

STATE POLICE

80	49	15	30.61	0	2	0	0	0	30	16	1	
79	33	14	42.42	2	0	0	0	3	13	13	2	
NUMERICAL CHANGE	16+	1+	11.81-	2-	2+	0	0	0	17+	3+	1-	
PERCENT CHANGE	48.5+	7.1+	27.8-	0	0	0	0	83.3-	250.0+	100.0+	600.0+	

MUNICIPAL

80	2,498	10.00	25	4	16.00	0	0	0	1	7	10	7
79	2,470	5.66	14	6	42.85	0	0	0	6	2	5	1
NUMERICAL CHANGE	28+	4.34+	11+	2-	26.85-	0	0	0	5-	5+	6+	
PERCENT CHANGE	1.1+	76.7+	78.6+	33.3-	62.7-	0	0	83.3-	250.0+	100.0+	600.0+	

MOOREFIELD PD

80	2,257	10.19	23	4	17.39	0	0	0	1	6	9	7
79	2,105	5.70	12	6	50.00	0	0	0	3	2	4	1
NUMERICAL CHANGE	152+	4.49+	11+	2-	32.61-	0	0	0	4-	4+	5+	6+
PERCENT CHANGE	7.2+	78.8+	91.7+	33.3-	65.2-	0	0	80.0-	200.0+	125.0+	600.0+	

WARDENSVILLE PD

80	241	8.29	2	0	.00	0	0	0	1	1	0	0
79	365	5.47	0	0	.00	0	0	0	1	0	0	0
NUMERICAL CHANGE	124-	2.82+	0	0	.00	0	0	0	1+	0	0	0
PERCENT CHANGE	34.0-	51.6+	.0					0	0	0	0	0

HARRISON CITY

80	77,710	18.91	1471	382	25.96	4	4	26	27	356	915	139
79	76,550	15.54	1190	234	19.60	3	4	23	9	293	731	127
NUMERICAL CHANGE	1,160+	3.37+	281+	148+	6.30+	1+	0	3+	18+	63+	184+	12+
PERCENT CHANGE	1.5+	21.7+	23.6+	63.2+	32.0+	33.3+	0	13.0+	200.0+	21.5+	25.2+	9.4+

RURAL

80	35,916	8.90	320	81	25.31	3	1	6	12	121	119	58
79	35,018	5.79	203	34	16.74	2	1	6	4	83	54	53
NUMERICAL CHANGE	898+	3.11+	117+	47+	8.57+	1+	0	0	8+	38+	65+	5+
PERCENT CHANGE	2.6+	53.7+	57.6+	138.2+	51.2+	50.0+	0	200.0+	45.8+	120.4+	9.4+	

SHERIFF

80			125	0	1.00	0	0	0	0	67	60	18
79			64	1	1.56	0	0	0	0	18	31	15
NUMERICAL CHANGE			61+	1-	1.56-	0	0	0	0	23+	29+	3+
PERCENT CHANGE			95.3+							161.1+	93.5+	20.0+

JAN THRU DEC 80-79

WEST VIRGINIA U C R CRIME INDEX REPORT

PAGE 14

IDENTIFIER	POPULATION	CRIME RATE	TOTAL OFFENSES	TOTAL CLEARED	PERCENT CLEARED	MURDER	RAPE	ROBBERY	FEL ASULT	BREAK ENTER	LARCENY THEFT	M/V THEFT
STATE POLICE 80	195	41.53	81	74	59	6	12	12	74	59	60	
NUMERICAL CHANGE 79	139	23.74	33	23	38	1	6	4	65	23	38	
PERCENT CHANGE	56+	17.79+	1+	8+	9+	0	0	0	9+	36+	2+	
	40.3+	145.5+	74.9+	50.0+					200.0+	13.8+	156.5+	5.3+
MUNICIPAL 80	41,794	27.53	1151	501	26.15	1	3	20	15	235	796	81
NUMERICAL CHANGE 79	41,532	23.75	987	200	20.26	1	3	20	15	210	677	74
PERCENT CHANGE	262+	3.78+	164+	101+	5.89+	0	0	3+	10+	23+	119+	7+
	.6+	15.9+	16.6+	50.5+	29.1+	.0	.0	17.6+	200.0+	11.9+	17.6+	9.5+
BRIDGEPORT PD 80	6,804	39.52	261	128	49.04	0	0	2	0	12	232	15
NUMERICAL CHANGE 79	5,894	36.82	206	66	32.03	0	0	2	0	18	181	5
PERCENT CHANGE	1,810+	2.70+	55+	62+	17.01+	0	0	0	0	6-	51+	10+
	18.1+	7.3+	26.7+	93.9+	53.1+			.0		33.3-	28.2+	200.0+
CLARKSBURG PD 80	22,371	29.05	650	110	16.92	1	1	15	3	141	440	49
NUMERICAL CHANGE 79	23,021	25.71	592	107	18.07	0	1+	14	0	132	385	60
PERCENT CHANGE	650-	3.34+	58+	3+	1.15-	0	1+	1+	3+	9+	55+	11-
	2.8-	13.0+	9.8+	2.8+	6.4-	.0	* 7.1+	* 7.1+	* 6.8+	14.3+	18.3-	
SALEN PD 80	2,706	34.36	93	22	23.65	0	2	0	9	32	45	5
NUMERICAL CHANGE 79	2,836	22.16	54	11	20.57	0	2	0	4	16	30	2
PERCENT CHANGE	270+	12.20+	59+	11+	3.28+	0	0	0	5+	16+	15+	3+
	11.1+	55.1+	72.2+	100.0+	16.1+	.0	.0	.0	125.0+	100.0+	50.0+	150.0+
SHINNSTON PD 80	3,059	1.96	6	0	.00	0	0	0	0	3	3	0
NUMERICAL CHANGE 79	3,002	1.00	0	0	.00	0	0	0	0	0	0	0
PERCENT CHANGE	57+	1.96+	6+	0	.00	0	0	0	0	3+	3+	0
	1.9+	.0	* 6+							* 3+	* 3+	
STONEWOOD PD 80	2,058	23.32	48	3	6.25	0	0	0	3	10	32	3
NUMERICAL CHANGE 79	2,071	23.17	48	2	4.16	0	0	0	0	20	26	2
PERCENT CHANGE	13-	.15+	0	1+	2.09+	0	0	0	3+	10-	6+	1+
	.6-	.6+	.0	50.0+	50.2+				* 50.0-	23.1+	50.0+	
ANMOORE PD 80	865	2.31	2	1	50.00	0	0	0	0	2	0	0
NUMERICAL CHANGE 79	842	4.75	4	3	75.00	0	0	0	1	1	2	0
PERCENT CHANGE	23+	2.44-	2-	2-	25.00-	0	0	0	1-	1+	2-	0
	2.7+	51.4-	50.0-	66.7-	33.3-				* 100.0+	* 100.0+	* 100.0+	
MUTTER FORT PD 80	2,078	38.97	81	36	44.44	0	0	3	0	27	42	9
NUMERICAL CHANGE 79	2,162	38.38	83	11	13.25	0	1	1	0	23	53	5
PERCENT CHANGE	84-	1.59+	2-	25+	31.19+	0	1-	2+	0	4+	11-	4+
	3.9-	1.5+	2.4-	227.3+	235.4+		* 200.0+		* 17.4+	20.8-	80.0+	
LUMBERPORT PD 80	939	9.58	9	1	11.11	0	0	0	0	7	2	0
NUMERICAL CHANGE 79	1,129	.00	0	0	.00	0	0	0	0	0	0	0
PERCENT CHANGE	190-	9.58+	9+	1+	11.11+	0	0	0	0	7+	2+	0
	16.8-	.0	* 9+	* 1+	* 11.11+				* 7+	* 2+	* 2+	
LOST CREEK PD 80	604	1.65	1	0	.00	0	0	0	0	1	0	0
NUMERICAL CHANGE 79	750	1.00	0	0	.00	0	0	0	0	0	0	0
PERCENT CHANGE	146-	1.63+	1+	0	.00	0	0	0	0	1+	0	0
	19.5-	.0	* 1+	* 0	* .00				* 1+	* 1+	* 0	

JAN THRU DEC 80-79

PAGE 15
WEST VIRGINIA U C R CRIME INDEX REPORT

IDENTIFIER	POPULATION	CRIME RATE	TOTAL OFFEN	TOTAL CLEARED	PERCENT CLEARED	MURDER	RAPE	ROBBERY	FEL ASHLT	BREAK ENTER	LARCENY THEFT	M/V THEFT
WEST MILFORD PD	510	.00	0	0	.00	0	0	0	0	0	0	0
NUMERICAL CHANGE	525	.00	0	0	.00	0	0	0	0	0	0	0
PERCENT CHANGE	15-	.00	0	0	.00	0	0	0	0	0	0	0
2.9-												
JACKSON CTY TOTAL	25,796	11.39	294	47	15.98	0	3	0	7	76	194	14
NUMERICAL CHANGE	24,336	10.19	246	40	16.26	1	0	0	8	72	135	30
PERCENT CHANGE	1,658+	1.20+	48+	7+	1.28-	1-	3+	0	1-	4+	59+	16-
6.9+	11.8+	19.5+	17.5+	1.7-	*	*	*	12.5-	5.6+	43.7+	53.3-	*
RURAL	18,204	6.53	119	23	19.32	0	2	0	3	43	63	8
NUMERICAL CHANGE	16,724	7.83	131	23	17.55	1	0	0	8	41	61	20
PERCENT CHANGE	1,680+	1.30-	12-	0	1.77+	1-	2+	0	62.5-	2+	3.2+	12-
8.8+	16.6-	9.2-	.0	10.1+	*	*	*	18.5+	4.9+	3.3+	60.0-	*
SHERIFF	80	71	6	6	8.45	0	0	0	0	32	36	3
NUMERICAL CHANGE	79	74	5	3	6.75	0	0	0	2	27	36	9
PERCENT CHANGE	4.1-	3-	1+	1.70+	0	0	0	2-	18.5+	5+	0	6-
STATE POLICE	80	48	17	35.61	0	2	0	0	3	11	27	5
NUMERICAL CHANGE	79	57	18	31.57	1	0	0	0	6	14	25	11
PERCENT CHANGE	15.8-	15.8-	5.6-	12.2+	*	*	*	50.0-	21.4-	8.0+	54.5-	*
MUNICIPAL	7,590	23.05	175	24	13.71	0	1	0	4	33	131	6
NUMERICAL CHANGE	7,412	15.51	115	17	14.78	0	1	0	0	31	74	10
PERCENT CHANGE	178+	7.54+	60+	7+	1.07-	0	1+	0	4+	2+	57+	4-
2.4+	48.6+	52.2+	41.2+	7.2-	*	*	*	6.5+	77.0+	40.0-	*	
RAVENSHOOD PD	4,126	13.57	56	21	37.50	0	1	0	4	8	40	3
NUMERICAL CHANGE	4,167	9.35	39	12	30.76	0	0	0	0	12	24	3
PERCENT CHANGE	41-	4.22+	17+	9+	6.74+	0	1+	0	4+	4-	16+	0
1.0-	45.1+	43.6+	75.0+	21.9+	*	*	*	33.3-	66.7+	.0	*	
RIPLEY PD	3,464	34.35	119	3	2.52	0	0	0	0	25	91	3
NUMERICAL CHANGE	3,245	23.42	76	5	6.57	0	0	0	0	19	50	7
PERCENT CHANGE	219+	10.93+	43+	2-	4.05-	0	0	0	0	6+	41+	4-
6.7+	46.7+	56.6+	40.0-	61.6-	*	*	*	31.6+	82.0+	57.1-	*	
JEFFERSON CTY TOTAL	30,302	29.99	909	208	22.88	1	1	17	20	347	482	61
NUMERICAL CHANGE	25,956	28.46	739	159	21.51	0	3	15	29	303	321	66
PERCENT CHANGE	4,348+	1.53+	170+	49+	1.57+	1+	2+	2+	9-	44+	141+	5-
16.8+	5.4+	23.0+	30.8+	6.4+	*	*	*	13.0-	14.5+	43.9+	7.6-	*
80	22,822	26.46	604	149	24.66	1	1	12	9	268	271	42
NUMERICAL CHANGE	17,843	33.45	597	138	23.11	0	6	8	13	278	240	54
PERCENT CHANGE	4,978+	6.99-	7+	11+	1.55+	1+	3-	4+	10-	31+	12-	12-
27.9+	20.9-	1.2+	8.0+	6.7+	*	*	*	75.0-	50.0+	30.8-	3.6-	12.9+
3.6-	12.9+	22.2-										

IDENTIFIER	POPULATION	CRIME RATE	TOTAL OFFEN	TOTAL CLEARED	PERCENT CLEARED	MURDER	RAPE	ROBBERY	FEL ASSLT	BREAK ENTER	LARCENY THEFT	M/V THEFT
SHERIFF	80	8	0	0	.00	0	0	0	0	1	7	0
NUMERICAL CHANGE	79	16	0	0	.00	0	0	0	0	4	12	0
PERCENT CHANGE	80	50.0-	0	0	.00	0	0	0	0	75.0-	41.7-	0
STATE POLICE	80	596	149	25.00	1	1	12	9	9	267	264	62
NUMERICAL CHANGE	79	581	138	23.75	0	4	8	13	13	274	228	54
PERCENT CHANGE	80	15+	11+	1.25+	1+	3-	4+	4-	4-	7-	36+	12-
MUNICIPAL	80	7,480	305	19.34	0	0	5	11	11	79	191	19
NUMERICAL CHANGE	79	6,111	142	14.78	0	1	7	16	16	25	81	12
PERCENT CHANGE	80	631-	163+	4.56+	0	1-	2-	5-	5-	56+	110+	17+
CHARLES TOWN PD	80	2,857	34.30	8.16	0	0	1	0	0	16	76	5
NUMERICAL CHANGE	79	2,806	12.82	2.55	0	0	0	0	0	5	29	2
PERCENT CHANGE	80	51+	62+	2.61+	0	0	1+	0	0	11+	47+	3+
SHEPHERDSTOWN PD	80	1,791	26.24	14.89	0	0	0	1	3	14	28	1
NUMERICAL CHANGE	79	1,874	16.54	9.70	0	0	0	1	1	4	24	1
PERCENT CHANGE	80	83-	9.70+	14.89+	0	0	1+	0	0	10+	4+	1-
RANSON PD	80	2,471	47.75	26.27	0	0	2	6	6	25	77	6
NUMERICAL CHANGE	79	2,992	14.93	21.42	0	1	1	11	11	12	14	3
PERCENT CHANGE	80	521-	33.92+	4.85+	0	1-	1+	5-	5-	13+	63+	5+
HARPERS FERRY PD	80	361	116.34	30.95	0	0	1	2	2	24	10	5
NUMERICAL CHANGE	79	439	75.17	30.30	0	0	6	4	4	4	14	5
PERCENT CHANGE	80	78-	41.17+	.65+	0	0	5-	2-	2-	20+	6-	0
KANAWHA CITY TOTAL	80	231,867	50.11	17.08	28	65	338	340	3225	6816	815	815
NUMERICAL CHANGE	79	229,552	43.61	18.97	17	72	258	343	2314	6162	859	859
PERCENT CHANGE	80	2,315+	6.50+	1.89-	11+	7-	80+	5-	911+	654+	44-	44-
RURAL	80	109,017	15.92	27.11	14	19	41	49	49	612	760	242
NUMERICAL CHANGE	79	100,316	14.47	26.49	9	19	28	37	37	531	589	240
PERCENT CHANGE	80	8,701+	1.45+	.62+	5+	0	13+	12+	12+	81+	171+	24+
SHERIFF	80	414	135	32.60	4	14	8	19	19	106	174	89
NUMERICAL CHANGE	79	442	133	30.09	4	13	12	16	16	129	177	91
PERCENT CHANGE	80	28-	2-	2.51+	0	1+	6-	3+	3+	23-	3-	2-

IDENTIFIER	POPULATION	CRIME RATE	TOTAL OFFENSES	PERCENT CLEARED	MURDER	RAPE	ROBBERY	FELT ASSLT	BREAK ENTER	LARCENY THEFT	M/V THEFT
STATE POLICE 80	1323	336	25.39	10	5	33	30	506	586	153	
79	1011	252	24.92	5	6	16	21	402	412	149	
NUMERICAL CHANGE	312+	84+	1.7+	5+	1-	17+	9+	104+	174+	4+	
PERCENT CHANGE	30.9+	33.3+	1.9+	100.0+	16.7-	106.3+	42.9+	25.9+	42.2+	2.7+	
MUNICIPAL 80	123,850	80.50	1515	15.31	14	46	297	2613	6056	573	
79	66,276	85.74	1518	17.70	8	53	250	1783	5533	619	
NUMERICAL CHANGE	6,388-	1.23+	1314+	2.39-	6+	7-	67+	830+	483+	46-	
PERCENT CHANGE	4.9-	21.5+	15.5+	13.5-	75.0+	13.2-	29.1+	5.5-	40.6+	8.7+	7.4-
BELLE PD 80	1,621	.00	0	.00	0	0	0	0	0	0	0
79	1,781	2.24	4	.00	0	0	0	1	0	3	3-
NUMERICAL CHANGE	160-	2.24-	4-	.00	0	0	0	1-	0	0	0
PERCENT CHANGE	9.0-	.0	x					x			
CHARLESTON PD 80	63,988	123.00	7870	14.47	13	43	278	256	2088	4762	450
79	67,858	108.53	1183	17.36	7	48	211	293	1940	4332	494
NUMERICAL CHANGE	3,890-	22.47+	1093+	2.89-	6+	5-	67+	37-	648+	410+	44-
PERCENT CHANGE	5.7-	22.4+	15.3+	16.6-	85.7+	10.4-	31.8+	12.6-	45.0+	9.5+	8.9-
DUNBAR PD 80	9,285	35.32	328	28.35	0	2	3	23	109	173	16
79	8,925	19.15	13	7.60	1	0	3	0	30	125	12
NUMERICAL CHANGE	30+	16.17+	157+	20.75+	1-	2+	2+	23+	79+	48+	6+
PERCENT CHANGE	4.0+	84.4+	91.8+	273.0+	x	x	66.7+	x	263.3+	38.4+	33.3+
NITRO PD 80	8,074	31.70	256	2.34	0	0	1	0	79	164	12
79	8,013	25.83	207	2.89	0	1	2	1	43	149	11
NUMERICAL CHANGE	61+	5.87+	49+	0.55-	0	1-	1-	1-	36+	15+	1+
PERCENT CHANGE	.8+	22.7+	23.7+	19.0-	x	x	50.0-	x	83.7+	10.1+	9.1+
ST ALBANS PD 80	12,482	61.44	762	18.76	0	0	3	1	156	567	35
79	14,711	52.74	778	23.51	0	4	5	6	147	589	45
NUMERICAL CHANGE	2,309-	8.70+	14-	6.75-	0	4-	2-	5-	9+	2-	10-
PERCENT CHANGE	15.7-	16.5+	1.8-	26.5-	x	x	40.0-	83.3-	6.1+	.4-	22.2-
SOUTH CHARLESTON PD 80	15,938	33.43	534	22.65	1	1	7	7	109	359	50
79	16,836	28.56	481	20.16	0	0	7	5	67	358	44
NUMERICAL CHANGE	898-	6.87+	53+	2.49+	1+	1+	0	2+	42+	1+	.6+
PERCENT CHANGE	5.2-	17.1+	11.0+	12.4+	x	x	.0	40.0+	62.7+	.3+	13.6+
CHESAPEAKE PD 80	2,364	16.80	35	17.14	0	0	0	3	19	13	0
79	2,508	7.17	18	55.55	0	0	0	11	3	4	4
NUMERICAL CHANGE	144-	7.63+	17+	38.41-	0	0	0	3+	8+	10+	4-
PERCENT CHANGE	5.7-	106.4+	94.4+	69.1-	x	x	72.7+	333.3+	x	x	x
MARRET PD 80	2,196	24.13	53	7.00	0	0	1	0	27	18	7
79	2,178	12.39	27	7.40	0	0	1	0	29	17	3
NUMERICAL CHANGE	18+	11.74+	26+	7.40-	0	0	0	3-	18+	17+	4+
PERCENT CHANGE	.8+	94.8+	96.3+	x	x	x	.0	x	200.0+	63.6+	133.3+
EAST BANK PD 80	1,155	10.38	12	25.00	0	0	0	0	11	1	0
79	1,075	6.51	7	14.28	0	0	0	0	6	1	0
NUMERICAL CHANGE	80+	3.87+	5+	10.72+	0	0	0	0	5+	0	0
PERCENT CHANGE	7.4+	59.4+	71.4+	75.1+	x	x	x	x	83.3+	.0	.0

IDENTIFIER	POPULATION	CRIME RATE	TOTAL OFFEN	TOTAL CLEARED	PERCENT CLEARED	MURDER	RAPE	ROBBERY	FEL ASHLT	BREAK ENTER	LARCENY THEFT	M/V THEFT
GLASGOW PD	1,031	.96	1	0	.00	0	0	0	0	1	0	0
NUMERICAL CHANGE	922	10.84	10	1	10.00	0	0	0	0	2	6	2
PERCENT CHANGE	11.8+	9.88-	9-	1-	10.00-	0	0	0	0	1-	6-	2-
CLENDENIN PD	1,373	4.36	6	2	33.33	0	0	0	0	0	6	0
NUMERICAL CHANGE	1,410	2.12	3	3	100.00	0	0	0	0	1	2	0
PERCENT CHANGE	37-	2.24+	3+	1-	66.67-	0	0	0	0	1-	200.0+	0
CEDAR GROVE PD	1,479	.67	1	1	100.00	0	0	0	0	1	0	0
NUMERICAL CHANGE	1,389	2.15	3	0	0.00	0	0	0	0	3	0	0
PERCENT CHANGE	90+	1.48-	2-	1+	100.00+	0	0	0	0	66.7-	0	0
PRATT PD	821	8.52	7	1	14.28	0	0	0	0	6	0	1
NUMERICAL CHANGE	765	6.53	5	0	0.00	0	0	0	0	5	0	0
PERCENT CHANGE	56+	1.99+	2+	1+	14.28+	0	0	0	0	1+	0	1+
HANDLEY PD	633	15.79	10	0	.00	0	0	2	1	3	2	2
NUMERICAL CHANGE	477	31.44	15	1-	6.66-	0	0	1+	1+	14	0	0
PERCENT CHANGE	156+	15.65-	5-	1-	6.66-	0	0	100.0+	*	78.6-	*	2+
W VA ST COLLEGE SECURITY	480	31.24	15	0	.00	0	0	0	0	4	11	0
NUMERICAL CHANGE	388	54.70	22	1	4.54	0	0	0	0	4	17	1
PERCENT CHANGE	92+	25.46-	7-	1-	4.54-	0	0	0	0	0	6-	1-
LEMIS CITY	18,813	13.23	249	13	5.22	0	1	1	3	87	139	18
NUMERICAL CHANGE	18,077	8.24	149	19	12.75	0	2	4	1	33	99	10
PERCENT CHANGE	4.1+	6.99+	100+	6-	7.53-	0	1-	3-	2+	54+	40+	8+
RURAL	12,563	13.76	173	13	7.51	0	1	1	3	80	73	15
NUMERICAL CHANGE	11,801	9.99	118	17	14.40	0	0	4	1	30	75	8
PERCENT CHANGE	6.5+	3.77+	55+	4-	6.89-	0	1+	3-	2+	50+	2-	7+
SHERIFF	80	37.7+	46.6+	23.5-	47.8-	0	0	0	0	166.7+	2.7-	87.5+
NUMERICAL CHANGE	79	67	11	16.41	0	0	0	2	1	13	42	5
PERCENT CHANGE	32+	47.8+	63.6-	75.6-	0	0	0	2-	1-	39+	5-	7+
STATE POLICE	80	74	9	12.16	0	1	1	3	3	28	31	10
NUMERICAL CHANGE	79	51	6	11.76	0	0	2	1	1	17	28	4
PERCENT CHANGE	23+	45.1+	50.0+	3.9+	0	1+	1-	3+	*	11+	33	6+
PERCENT CHANGE	45.1+	50.0+	3.9+	50.0-	0	*	50.0-	0	*	66.7+	10.7+	150.0+

IDENTIFIER	POPULATION	CRIME RATE	TOTAL OFFEN	TOTAL CLEARED	PERCENT CLEARED	MURDER	RAPE	ROBBERY	FEL ASST	BREAK ENTER	LARCENY THEFT	M/V THEFT
MUNICIPAL	80	12.16	76	0	.00	0	0	0	0	7	66	3
NUMERICAL CHANGE	79	4.93	31	2	6.45	0	2	0	0	3	24	2
PERCENT CHANGE	26-	7.23+	45+	2-	6.45-	0	2-	0	0	133.3+	175.0+	50.0+
	.4-	146.7+	145.2+	#	#	#	#	#	#	#	#	#
WESTON PD	80	12.16	76	0	.00	0	0	0	0	7	66	3
NUMERICAL CHANGE	79	4.93	31	2	6.45	0	2	0	0	3	24	2
PERCENT CHANGE	26-	7.23+	45+	2-	6.45-	0	2-	0	0	133.3+	175.0+	50.0+
	.4-	146.7+	145.2+	#	#	#	#	#	#	#	#	#
LINCOLN CTY	TOTAL	23.675	9.79	232	79	36.05	4	5	13	100	44	60
NUMERICAL CHANGE	79	9.71	214	70	32.71	1	5	4	11	101	55	37
PERCENT CHANGE	1,659+	.08+	18+	9+	1.34+	3+	1+	1+	2+	1-	1-	23+
	7.5+	.8+	8.4+	12.9+	4.1+	300.0+	20.0+	25.0+	18.2+	1.0-	20.0-	62.2+
RURAL	80	10.15	228	75	32.89	4	6	5	13	100	40	60
NUMERICAL CHANGE	79	10.00	208	67	32.21	1	5	4	11	99	52	36
PERCENT CHANGE	1,669+	.15+	20+	8+	.68+	3+	1+	1+	2+	1+	12-	24+
	8.0+	1.5+	9.6+	11.9+	2.1+	300.0+	20.0+	25.0+	18.2+	1.0+	23.1-	66.7+
SHERIFF	80	0	0	0	.00	0	0	0	0	0	0	0
NUMERICAL CHANGE	79	1	0	0	.00	0	0	0	0	0	0	0
PERCENT CHANGE	1-	1-	0	0	.00	0	0	0	1-	0	0	0
	#	#	#	#	#	#	#	#	#	#	#	#
STATE POLICE	80	228	75	32.89	4	6	5	13	100	40	60	60
NUMERICAL CHANGE	79	207	67	32.36	1	5	4	10	99	52	36	36
PERCENT CHANGE	21+	8+	8+	1.53+	3+	1+	1+	3+	1+	1+	12-	24+
	10.1+	11.9+	11.9+	1.6+	300.0+	20.0+	25.0+	30.0+	18.2+	1.0+	23.1-	66.7+
MUNICIPAL	80	3.28	4	4	100.00	0	0	0	0	0	4	0
NUMERICAL CHANGE	79	4.88	6	3	50.00	0	0	0	0	2	3	1
PERCENT CHANGE	10-	1.60-	2-	1+	50.00+	0	0	0	0	2-	1+	1-
	.8-	32.8-	33.3-	33.3+	100.0+	0	0	0	0	#	33.3+	#
HAMLIN PD	80	3.28	4	4	100.00	0	0	0	0	0	4	0
NUMERICAL CHANGE	79	4.88	6	3	50.00	0	0	0	0	2	3	1
PERCENT CHANGE	10-	1.60-	2-	1+	50.00+	0	0	0	0	2-	1+	1-
	.8-	32.8-	33.3-	33.3+	100.0+	0	0	0	0	#	33.3+	#
LOGAN CTY	TOTAL	50.679	18.92	959	188	19.60	2	5	33	297	613	188
NUMERICAL CHANGE	79	49.384	16.49	815	176	21.59	4	2	9	230	405	150
PERCENT CHANGE	1,295+	2.43+	14+	1.99-	2-	50.0-	133.3+	120.0+	18+	67+	8+	18+
	2.6+	15.7+	17.7+	6.8+	9.2-	50.0-	150.0+	133.3+	120.0+	29.1+	2.0+	25.3+
RURAL	80	20.76	938	183	19.50	2	5	21	32	293	403	182
NUMERICAL CHANGE	79	17.25	755	156	20.66	4	2	8	14	222	360	145
PERCENT CHANGE	1,396+	3.51+	183+	21+	1.16-	2-	13+	18+	18+	71+	43+	37+
	3.2+	20.3+	24.2+	17.3+	5.6-	50.0-	150.0+	162.5+	128.6+	32.0+	11.9+	25.5+

IDENTIFIER	POPULATION	CRIME RATE	TOTAL OFFEN	TOTAL CLEARED	PERCENT CLEARED	MURDER	RAPE	ROBBERY	FEL ASFLT	BREAK ENTER	LARCENY THEFT	M/V THEFT
SHERIFF	80	32	26	81.25	0	0	0	1	7	8	12	4
NUMERICAL CHANGE	79	27	24	88.88	1	0	0	1	3	5	15	2
PERCENT CHANGE		5+	2+	7.63-	1-	0	0	0	4+	3+	3-	2+
		18.5+	8.3+	8.6-	*	0	0	0	133.3+	60.0+	20.0-	100.0+
STATE POLICE	80	906	157	17.32	2	5	20	25	25	285	391	178
NUMERICAL CHANGE	79	788	132	16.13	3	2	7	11	11	217	345	143
PERCENT CHANGE		178+	25+	8.1-	1-	3+	13+	14+	46+	68+	46+	35+
		24.5+	18.9+	4.5-	33.3-	150.0+	185.7+	127.3+	31.3+	31.3+	13.3+	24.5+
MUNICIPAL	80	5,526	21	3.80	0	0	0	1	0	4	10	6
NUMERICAL CHANGE	79	5,627	60	10.66	0	0	0	1	1	8	45	3
PERCENT CHANGE		101-	39-	6.86-	0	0	0	1-	0	4-	35-	1+
		1.8-	65.0-	75.0-	28.6-	*	*	0	50.0-	77.8-	20.0+	
LOGAN PD	80	3,029	0	.00	0	0	0	0	0	0	0	0
NUMERICAL CHANGE	79	3,094	39	12.60	0	0	0	0	0	3	33	3
PERCENT CHANGE		65-	39-	12.60-	0	0	0	0	3-	3-	33-	3-
		2.1-	*	.0	*	*	*	*	*	*	*	*
MAN PD	80	1,333	12	9.00	0	0	0	1	1	1	5	5
NUMERICAL CHANGE	79	1,221	8	.81	1	0	0	0	0	0	0	0
PERCENT CHANGE		112+	11+	8.19+	0	0	0	0	0	0	0	0
		9.2+	1011.1+	1100.0+	100.0+	83.3-						
CHAPMANVILLE PD	80	1,164	9	7.73	3	33.33	0	0	0	3	5	1
NUMERICAL CHANGE	79	1,312	20	15.24	11	55.00	0	0	1	5	12	2
PERCENT CHANGE		118-	11-	7.51-	8-	21.67-	0	0	1-	2-	7-	1-
		11.3-	55.0-	72.7-	39.4-					40.0-	58.3-	50.0-
MCDONELL CTY TOTAL	80	49,899	232	4.64	102	43.96	4	7	19	102	48	42
NUMERICAL CHANGE	79	52,212	164	3.14	190	54.87	7	3	21	48	45	35
PERCENT CHANGE		2,313-	68+	1.50+	12+	10.91-	3-	4+	2-	54+	3+	7+
		4.4-	41.5+	13.3+	19.9-	100.0+	42.9-	133.3+	9.5-	112.5+	6.7+	20.0+
RURAL	80	36,204	214	5.91	99	46.26	4	6	18	90	44	42
NUMERICAL CHANGE	79	38,254	144	3.76	87	60.41	6	3	21	43	31	35
PERCENT CHANGE		2,050-	2.15+	2.15+	12+	14.15-	2-	3+	3-	47+	13+	7+
		5.4-	57.2+	48.6+	13.8+	23.4-	33.3-	100.0+	14.3-	109.3+	41.9+	20.0+
SHERIFF	80	11	11	100.00	1	0	0	1	1	2	7	0
NUMERICAL CHANGE	79	4	7	100.00	0	0	0	1-	0	2	2	0
PERCENT CHANGE		175.0+	175.0+	.0	1+	0	0	0	0	2+	5+	0
STATE POLICE	80	203	88	43.34	9	4	6	17	88	37	42	42
NUMERICAL CHANGE	79	140	63	59.28	5	6	2	20	43	29	35	35
PERCENT CHANGE		63+	5+	15.96-	4+	2-	4+	3-	45+	8+	7+	7+
		45.0+	6.0+	26.9-	80.0+	33.3-	200.0+	15.0-	104.7+	27.6+	20.0+	20.0+

IDENTIFIER	MUNICIPAL	POPULATION	CRIME RATE	TOTAL OFFEN	TOTAL CLEARED	PERCENT CLEARED	MURDER	RAPE	ROBBERY	FEL ASHLT	BREAK ENTER	LARCENY THEFT	M/V THEFT
MUNICIPAL	80	13,695	1.31	18	3	16.66	0	0	1	1	12	4	0
	79	13,398	1.43	20	3	15.00	0	1	1	0	5	14	0
	PERCENT CHANGE	263-	8.12-	2-	0	1.66+	0	1-	1+	1+	7+	10-	0
KEYSTONE PD	80	902	.00	0	0	.00	0	0	0	0	0	0	0
	79	970	.00	0	0	.00	0	0	0	0	0	0	0
	PERCENT CHANGE	68-	.00	0	0	.00	0	0	0	0	0	0	0
WAR PD	80	2,158	.00	0	0	.00	0	0	0	0	0	0	0
	79	2,002	.00	0	0	.00	0	0	0	0	0	0	0
	PERCENT CHANGE	156+	.00	0	0	.00	0	0	0	0	0	0	0
WELCH PD	80	3,885	.00	0	0	.00	0	0	0	0	0	0	0
	79	4,390	.00	0	0	.00	0	0	0	0	0	0	0
	PERCENT CHANGE	505-	.00	0	0	.00	0	0	0	0	0	0	0
ANAMALT PD	80	652	.00	0	0	.00	0	0	0	0	0	0	0
	79	847	.00	0	0	.00	0	0	0	0	0	0	0
	PERCENT CHANGE	195-	.00	0	0	.00	0	0	0	0	0	0	0
GARY PD	80	2,233	1.79	4	1	25.00	0	0	1	0	1	2	0
	79	2,612	.00	0	0	.00	0	0	0	0	0	0	0
	PERCENT CHANGE	179-	1.79+	4+	1+	25.00+	0	0	1+	0	1+	2+	0
NORTH FORK PD	80	660	13.63	9	1	11.11	0	0	0	0	7	2	0
	79	782	24.29	19	3	15.78	0	1	0	0	4	14	0
	PERCENT CHANGE	122-	10.66-	10-	2-	4.67-	0	1-	0	0	3+	12-	0
DAVY PD	80	882	.00	0	0	.00	0	0	0	0	0	0	0
	79	1,043	.00	0	0	.00	0	0	0	0	0	0	0
	PERCENT CHANGE	163-	.00	0	0	.00	0	0	0	0	0	0	0
KIMBALL PD	80	871	5.74	5	1	20.00	0	0	0	1	4	0	0
	79	902	.00	0	0	.00	0	0	0	0	0	0	0
	PERCENT CHANGE	31-	5.74+	5+	1+	20.00+	0	0	0	1+	4+	0	0
TEAGER PD	80	833	.00	0	0	.00	0	0	0	0	0	0	0
	79	808	1.23	1	0	.00	0	0	0	0	0	0	0
	PERCENT CHANGE	25+	1.23-	1-	0	.00	0	0	0	0	0	0	0
BRADSHAW PD	80	619	.00	0	0	.00	0	0	0	0	0	0	0
	79	619+	.00	0	0	.00	0	0	0	0	0	0	0
	PERCENT CHANGE	.0	.00	0	0	.00	0	0	0	0	0	0	0

IDENTIFIER	POPULATION	CRIME RATE	TOTAL OFFEN	TOTAL CLEARED	PERCENT CLEARED	MURDER	RAPE	ROBBERY	FEL ASHLT	BREAK ENTER	LARCENY THEFT	MAY THEFT
FARMINGTON PD	583	3.43	2	1	50.00	0	0	0	0	2	0	0
	615	3.25	2	1	50.00	0	0	0	1	0	0	1
	32-	1.18+	0	0	.00	0	0	0	1-	2+	0	1-
	5.2-	5.5+	.0	.0	.0				+	+	+	+
GRANT TOWN PD	987	1.00	0	0	.00	0	0	0	0	0	0	0
	972	1.02	1	0	.00	0	0	0	0	0	1	0
	1.5+	1.02-	1-	0	.00	0	0	0	0	0	1-	0
	1.5+	.0	+	+					+	+	+	+
WORTHINGTON PD	329	.00	0	0	.00	0	0	0	0	0	0	0
	269	37.17	10	0	.00	0	0	0	0	0	10	0
	60+	37.17-	10-	0	.00	0	0	0	0	0	10-	0
	22.3+	.0	+	+					+	+	+	+
MARSHALL CITY TOTAL	41,812	25.03	1037	150	14.46	2	3	8	11	257	682	74
	40,497	19.55	792	118	14.89	4	1	8	26	181	515	57
	915+	5.48+	245+	32+	.43-	2-	2+	0	15-	176+	167+	17+
	2.3+	28.0+	30.9+	27.1+	2.9-	50.0-	200.0+	.0	57.7-	42.0+	32.4+	29.8+
RURAL	21,248	6.35	135	11	8.14	2	2	2	2	65	42	20
	17,720	2.82	50	19	38.00	4	0	3	9	16	8	10
	3,528+	3.53+	85+	8-	29.86-	2-	2+	1-	7-	4+	34+	10+
	19.9+	125.2+	170.0+	42.1-	78.6-	50.0-	+	33.3-	77.8-	306.3+	425.0+	100.0+
SHERIFF	80		76	0	.00	0	0	0	1	42	21	12
	79		8	0	.00	0	0	0	1	4	2	1
			68+	0	.00	0	0	1-	1+	38+	19+	11+
			850.0+					+	+	950.0+	950.0+	1100.0+
STATE POLICE	80		59	11	18.64	2	2	2	1	23	21	8
	79		42	19	45.23	4	0	2	9	12	6	9
			17+	8-	26.59-	2-	2+	0	8-	11+	15+	1-
			40.5+	42.1-	58.8-	50.0-	+	.0	88.9-	91.7+	250.0+	11.1-
MUNICIPAL	20,164	44.73	902	139	15.41	0	1	6	9	192	640	54
	22,777	32.57	742	99	13.54	0	1	5	17	165	507	47
	2,613-	12.16+	160+	40+	2.07+	0	0	1+	8-	27+	133+	7+
	11.5-	37.3+	21.6+	40.4+	15.5+	.0	20.0+	47.1-	16.4+	26.2+	14.9+	
BENWOOD PD	1,994	61.68	123	70	56.91	0	0	2	1	15	101	4
	2,780	42.08	117	50	42.73	0	0	0	0	7	108	2
	786-	19.60+	6+	20+	14.18+	0	0	2+	1+	6+	7-	2+
	28.3-	46.6+	5.1+	40.0+	33.2+			+	+	114.3+	6.5-	100.0+
CAMERON PD	1,474	2.03	3	0	.00	0	0	0	0	2	1	0
	1,476	3.38	5	3	60.00	0	0	0	3	1	1	0
	1-	1.35-	2-	3-	60.00-				3-	1+	0	0
	.1-	39.9-	40.0-	+					+	100.0+		.0

IDENTIFIER	POPULATION	CRIME RATE	TOTAL OFFEN	TOTAL CLEARED	PERCENT	MURDER	RAPE	ROBBERY	FEL ASHLT	BREAK ENTER	LARCENY THEFT	M V
GLEN DALE PD	1,875	29.33	55	9	16.36	0	1	0	2	15	36	1
NUMERICAL CHANGE	2,630	15.58	41	6	14.63	0	0	2	1	14	18	6
PERCENT CHANGE	755-	13.75+	14+	3+	1.73+	0	1+	2-	1+	1+	18+	5-
	28.7-	88.3+	34.1+	50.0+	11.8+		*	100.0+	*	7.1+	100.0+	83.3-
MCMECHEN PD	2,492	.83	2	1	50.00	0	0	0	0	2	0	0
NUMERICAL CHANGE	2,772	.36	1	0	7.00	0	0	0	0	1	0	0
PERCENT CHANGE	370-	.47+	1+	*	50.00+	0	0	0	0	100.0+	0	0
	13.3-	130.6+	100.0+		*							
MOUNDSVILLE PD	12,419	57.89	719	59	8.20	0	0	4	6	158	502	49
NUMERICAL CHANGE	13,119	44.05	578	40	6.92	0	1	3	13	142	380	39
PERCENT CHANGE	79	13.84+	161+	19+	1.28+	0	1-	1+	7-	16+	122+	10+
	5.3-	31.4+	24.4+	47.5+	18.5+		*	33.3+	53.8-	11.3+	32.1+	25.6+
MASON CITY	27,045	17.56	475	60	12.63	5	2	3	15	122	301	27
NUMERICAL CHANGE	25,954	17.71	460	65	14.13	2	2	5	17	146	253	35
PERCENT CHANGE	1,091+	.15-	15+	5-	1.50-	3+	0	2-	2-	24-	48+	8-
	4.2+	.8-	3.3+	7.7-	10.6-	150.0+	.0	40.0-	11.8-	16.4-	19.0+	22.9-
RURAL	16,820	15.99	269	40	14.86	5	2	2	14	82	143	21
NUMERICAL CHANGE	15,507	15.73	244	47	19.26	2	1	2	13	105	94	27
PERCENT CHANGE	1,313+	.26+	25+	7-	4.40-	3+	1+	0	1+	23-	49+	6-
	8.5+	1.7+	10.2+	14.9-	22.8-	150.0+	100.0+	.0	7.7+	21.9-	52.1+	22.2-
SHERIFF	80	210	7	3	3.33	3	2	0	7	65	120	13
NUMERICAL CHANGE	79	157	10	6	6.36	1	1	0	6	64	65	20
PERCENT CHANGE	53+	3-	3-	2+	3.03-	2+	1+	0	1+	1+	55+	7-
	33.8+	30.0-	47.6-	200.0+	100.0+				16.7+	1.6+	84.6+	35.0-
STATE POLICE	80	59	33	55	93	2	0	2	7	17	23	8
NUMERICAL CHANGE	79	87	37	42	52	1	0	2	7	41	29	7
PERCENT CHANGE	32.2-	28-	4-	13.61+	100.0+	1+	0	0	0	24-	6-	1+
			10.8-	31.5+	100.0+			.0	.0	58.5-	20.7-	14.3+
MUNICIPAL	80	20.14	206	20	9.70	0	0	1	1	40	158	6
NUMERICAL CHANGE	79	20.67	216	18	8.53	0	1	3	4	41	159	8
PERCENT CHANGE	222-	.53-	10-	2+	1.37+	0	1-	2-	3-	1-	1-	2-
	2.1-	2.6-	4.6-	11.1+	16.4+		*	66.7-	75.0-	2.4-	.6-	25.0-
POINT PLEASANT PD	80	32.73	186	18	9.67	0	0	1	1	31	149	4
NUMERICAL CHANGE	79	31.45	191	14	7.32	0	1	0	3	33	148	6
PERCENT CHANGE	389-	1.28+	6+	2.35+		0	1-	1+	2-	1+	1+	2-
	6.4-	4.1+	2.6-	28.6+	32.1+		*	66.7-	66.7-	6.1-	.7+	33.3-
NEW HAVEN PD	80	1.723	2	1	50.00	0	0	0	0	1	0	1
NUMERICAL CHANGE	79	1.647	12	2	16.66	0	0	3	1	0	7	1
PERCENT CHANGE	76+	6.12-	10-	1-	33.34+	0	0	3-	1-	1+	7-	.0
	4.6+	84.1-	83.3-	50.0-	200.1+				*	*	*	*

JAN THRU DEC 80-79

WEST VIRGINIA U C R CRIME INDEX REPORT

PAGE 25

IDENTIFIER

POPULATION CRIME RATE TOTAL OFFEN CLEARED PERCENT MURDER RAPE ROBBERY FEL ASSTL BREAK ENTER LARCENY THEFT M/V THEFT

MASON PD

80 1,432 4.88 7 1 14.28 0 0 0 0 0 0 2 5 0 1
79 1,402 3.56 5 1 20.00 0 0 0 0 0 0 4 0 0 0
NUMERICAL CHANGE 30+ 1.32+ 2+ 0 5.72- 0 0 0 0 0 0 2- 5+ 1-
PERCENT CHANGE 2.1+ 37.1+ 40.0+ .0 28.6-

HENDERSON PD

80 604 18.21 11 0 .00 0 0 0 0 0 0 6 4 1 1
79 541 12.93 7 1 14.28 0 0 0 0 0 0 3 4 0 0
NUMERICAL CHANGE 63+ 5.28+ 4+ 1- 14.28- 0 0 0 0 0 0 3+ 0 0 1+
PERCENT CHANGE 11.6+ 40.8+ 57.1+ #

HARTFORD PD

80 556 .00 0 0 .00 0 0 0 0 0 0 0 0 0 0
79 594 1.68 1 0 .00 0 0 0 0 0 0 1 0 0 0
NUMERICAL CHANGE 38- 1.68- 1- 0 .00 0 0 0 0 0 0 1- 0 0 0
PERCENT CHANGE 6.4- .0 #

LEON PD

80 228 .00 0 0 .00 0 0 0 0 0 0 0 0 0 0
79 192 .00 0 0 .00 0 0 0 0 0 0 0 0 0 0
NUMERICAL CHANGE 36+ .00 0 0 .00 0 0 0 0 0 0 0 0 0 0
PERCENT CHANGE 18.8+

MERCER CITY TOTAL 80 73,942 19.94 1475 201 13.62 5 37 26 521 797 85
79 69,481 18.59 1292 143 11.06 8 3 20 40 421 715 85
NUMERICAL CHANGE 4,461+ 1.35+ 183+ 58+ 2.56+ 17+ 14- 100+ 82+ 0
PERCENT CHANGE 6.4+ 7.3+ 14.2+ 40.6+ 23.1+ 37.5- 33.3+ 85.0+ 35.0- 23.8+ 11.5+ 0

RURAL 80 46,706 3.72 174 20 11.49 0 0 2 2 70 82 18
79 40,772 5.10 208 22 10.57 2 1 3 57 118 27
NUMERICAL CHANGE 5,934+ 1.38- 34- 2- .92+ 1- 2+ 13+ 36- 9-
PERCENT CHANGE 14.5+ 27.1- 16.3- 9.1- 8.7+

SHERIFF 80 7 100.00 0 0 1 0 0 0 0 0 0 0 0
79 3 66.66 0 0 0 0 0 0 2 2 1 0
NUMERICAL CHANGE 4+ 5+ 37.34+ 0 0 1+ 4+ 1- 0
PERCENT CHANGE 133.3+ 250.0+ 50.0+

STATE POLICE 80 167 13 7.78 0 0 1 2 64 82 18
79 205 20 9.75 2 1 0 3 55 117 27
NUMERICAL CHANGE 38- 7- 1.97- 1- 1+ 1- 16.4+ 35- 9-
PERCENT CHANGE 18.5- 35.0- 20.2-

MUNICIPAL 80 27,236 47.75 1381 181 13.91 5 4 35 24 451 715 67
79 28,709 37.75 1084 121 11.16 6 2 20 37 364 597 53
NUMERICAL CHANGE 1,471- 10.00+ 217+ 60+ 2.75+ 1- 15+ 13- 87+ 118+ 9+
PERCENT CHANGE 5.1- 26.5+ 20.0+ 49.6+ 24.6+ 16.7- 100.0+ 75.0+ 35.1- 23.9+ 19.8+ 15.5+

ATHENS PD 80 1,147 13.94 16 3 18.75 0 0 0 0 9 7 0
79 1,143 1.74 2 2 100.00 0 0 0 0 0 0 1 1 0
NUMERICAL CHANGE 4+ 12.20+ 14+ 1+ 81.23- 0 0 9+ 6+ 1-
PERCENT CHANGE .3+ 701.1+ 700.0+ 50.0+ 81.3-

IDENTIFIER	POPULATION	CRIME RATE	TOTAL OFFEN	TOTAL CLEARED	PERCENT CLEARED	MURDER	RAPE	ROBBERY	FEL ASSLT	BREAK ENTER	LARCENY THEFT	M/V THEFT
BLUEFIELD PD	16,060	45.32	728	139	19.09	2	3	24	18	244	396	41
NUMERICAL CHANGE	16,792	45.91	771	105	13.61	4	1	14	27	242	450	33
PERCENT CHANGE	732-	1.3-	43-	34+	5.68+	2-	2+	10+	9-	2+	54-	8+
	4.4-	1.3-	5.6-	32.4+	40.3+	50.0-	200.0+	71.4+	33.3-	.8+	12.0-	34.2+
PRINCETON PD	7,493	71.39	535	35	6.54	3	1	11	5	192	301	22
NUMERICAL CHANGE	7,678	40.24	309	14	4.53	0	1	6	10	122	146	24
PERCENT CHANGE	185-	31.15+	226+	21+	2.01+	3+	0	5+	5-	70+	155+	2-
	2.4-	77.4+	73.1+	150.0+	44.4+	*	.0	83.3+	50.0-	57.4+	106.2+	8.3-
MATOAKA PD	613	8.15	5	2	40.00	0	0	0	1	2	0	2
NUMERICAL CHANGE	640	3.12	2	0	.00	2	0	0	0	0	0	0
PERCENT CHANGE	27-	5.03+	3+	2+	40.00+	2-	0	0	1+	2+	0	2+
	4.2-	161.2+	150.0+	*	*	*	*	*	*	*	*	*
BRAMMELL PD	989	.00	0	0	.00	0	0	0	0	0	0	0
NUMERICAL CHANGE	956	.00	0	0	.00	0	0	0	0	0	0	0
PERCENT CHANGE	33+	.00	0	0	.00	0	0	0	0	0	0	0
	3.5+											
CONCORD COL SECURITY	936	18.16	17	2	11.76	0	0	0	0	4	11	2
NUMERICAL CHANGE	1,200	.00	0	0	.00	0	0	0	0	0	0	0
PERCENT CHANGE	264-	18.16+	17+	2+	11.76+	0	0	0	0	4+	11+	2+
	22.0-	.0	*	*	*	*	*	*	*	*	*	*
UNKNOWN	0	.00	0	0	.00	0	0	0	0	0	0	0
NUMERICAL CHANGE	300	.00	0	0	.00	0	0	0	0	0	0	0
PERCENT CHANGE	300-	.00	0	0	.00	0	0	0	0	0	0	0
	.0											
MINERAL CITY TOTAL	27,234	10.49	286	66	23.07	0	3	0	0	82	183	18
NUMERICAL CHANGE	25,954	12.78	332	99	29.81	0	0	2	7-	97	204	20
PERCENT CHANGE	1,280+	2.29-	46-	33-	6.74-	2-	3+	2-	7-	15-	21-	2-
	4.49+	17.9-	13.9-	33.3-	22.6-	*	*	*	*	15.5-	10.3-	10.0-
RURAL	16,462	7.71	127	28	22.04	0	3	0	0	63	49	12
NUMERICAL CHANGE	15,855	9.90	157	60	38.21	2-	0	1	2	67	72	13
PERCENT CHANGE	607+	2.19-	30-	32-	16.17-	2-	3+	1-	2-	6-	23-	7.7-
	3.8+	22.1-	19.1-	53.3-	42.3-	*	*	*	*	6.0-	31.9-	7.7-
SHERIFF	80		18	3	15.66	0	0	0	0	8	10	0
NUMERICAL CHANGE	79		57	27	47.36	0	0	0	0	17	38	2
PERCENT CHANGE	39-	68.4-	24-	30.70-	64.8-	0	0	0	0	9-	28-	2-
										52.9-	73.7-	*
STATE POLICE	109	25	22.93	0	3	0	3	0	0	53	39	12
NUMERICAL CHANGE	79	100	33	33	33.00	2-	0	1	2	50	36	11
PERCENT CHANGE	9+	9.0+	24.2-	30.5-	10.07-	2-	3+	1-	2-	5+	5+	1+
										10.0+	14.7+	9.1+

IDENTIFIER	POPULATION	CRIME RATE	TOTAL OFFEN	TOTAL CLEARED	PERCENT CLEARED	MURDER	RAPE	ROBBERY	FEL ASST	BREAK ENTER	LARCENY THEFT	M/V THEFT
MUNICIPAL	10,772	14.75	159	38	23.89	0	0	0	0	19	134	6
NUMERICAL CHANGE	10,099	17.32	175	39	22.28	0	0	1	5	30	132	7
PERCENT CHANGE	673+	2.57-	16-	1-	1.61+	0	0	1-	5-	11-	2+	1-
	6.7+	14.8-	9.1-	2.6-	7.2+			*	*	36.7-	1.5+	14.3-
KEYSER PD	6,569	22.07	145	32	22.06	0	0	0	0	12	128	5
NUMERICAL CHANGE	6,844	19.43	133	30	22.55	0	0	0	2	14	111	6
PERCENT CHANGE	275-	2.64+	12+	2+	4.9-	0	0	0	2-	16	17+	1-
	4.0-	13.6+	9.0+	6.7+	2.2-				*	14.3-	15.3+	16.7-
PIEDMONT PD	1,491	8.71	13	6	45.15	0	0	0	0	7	6	0
NUMERICAL CHANGE	1,482	22.94	34	8	23.52	0	0	1	3	11	19	0
PERCENT CHANGE	9+	14.23-	21-	2-	22.63+	0	0	1-	3-	4-	13-	0
	.6+	62.0-	61.8-	25.0-	96.2+			*	*	36.4-	68.4-	0
RIDGELEY PD	994	1.00	1	0	.00	0	0	0	0	0	0	1
NUMERICAL CHANGE	1,144	1.74	2	0	.00	0	0	0	0	1	0	1
PERCENT CHANGE	150-	.74-	1-	0	.00	0	0	0	0	1-	0	0
	13.1-	42.5-	50.0-						*	*	0	.0
ELK GARDEN PD	291	.00	0	0	.00	0	0	0	0	0	0	0
NUMERICAL CHANGE	354	.00	0	0	.00	0	0	0	0	0	0	0
PERCENT CHANGE	63-	.00	0	0	.00	0	0	0	0	0	0	0
	17.8-											
POTOMAC ST SECURITY	1,427	.00	0	0	.00	0	0	0	0	0	0	0
NUMERICAL CHANGE	275	21.81	6	1	16.66	0	0	0	0	4	2-	0
PERCENT CHANGE	1,152+	21.81-	6-	1-	16.66-	0	0	0	0	4-	2-	0
	418.9+	.0	*	*	*				*	*	*	0
MINGO CITY TOTAL	37,336	13.45	510	118	23.13	8	2	8	28	178	168	118
NUMERICAL CHANGE	36,362	12.11	448	130	29.01	5	4	9	53	129	160	88
PERCENT CHANGE	1,0+	12.7+	15.8+	9.2-	20.5-	3+	2-	1-	25-	4+	8+	30+
		12.7+	15.8+	9.2-	20.5-	60.0+	50.0-	11.1-	47.2-	38.0+	5.0+	34.1+
RURAL	28,852	10.94	316	77	24.36	4	0	3	11	103	89	106
NUMERICAL CHANGE	27,318	12.05	332	126	37.95	5	4	7	91	93	97	79
PERCENT CHANGE	4.8+	9.2-	4.8-	38.9-	35.8-	20.0-	*	57.1-	78.4-	10.8+	8.2-	41.3+
SHERIFF	80	39	36	92.30	1	0	1	7	27	22	18	8
NUMERICAL CHANGE	79	88	55	62.50	4	4	2	2	22	25	17	6-
PERCENT CHANGE		55.7-	34.5-	47.7+	75.0-			66.7-	75.9-	22.7+	94.4-	75.0-
STATE POLICE	80	277	61	14.80	3	0	2	4	76	88	104	
NUMERICAL CHANGE	79	244	71	29.09	1	0	4	22	71	79	67	
PERCENT CHANGE		33+	50-	14.29-	2+	0	2-	18-	5+	9+	37+	
		13.5+	42.3-	49.1-	200.0+		50.0-	81.8-	7.0+	11.4+	55.2+	

IDENTIFIER	POPULATION	CRIME RATE	TOTAL OFFEN	TOTAL CLEARED	PERCENT CLEARED	MURDER	RAPE	ROBBERY	FEL ASST	BREAK ENTER	LARCENY THEFT	M/V THEFT
MUNICIPAL	8,484	22.86	194	41	21.13	4	2	5	17	75	79	12
NUMERICAL CHANGE	9,424	12.30	116	4	3.44	0	0	2	2	36	63	13
PERCENT CHANGE	940-	10.56+	78+	37+	17.69+	4+	2+	3+	15+	39+	16+	1-
	10.0-	85.9+	67.2+	925.0+	514.2+	*	*	150.0+	750.0+	108.3+	25.4+	7.7-
GILBERT PD	757	3.96	3	0	.00	0	0	0	0	3	0	0
NUMERICAL CHANGE	875	10.28	9	4	44.44	0	0	0	1	3	1	1
PERCENT CHANGE	118-	6.32-	6-	4-	44.44-	0	0	0	1-	3-	1-	1-
	13.5-	61.5-	66.7-	*	*	*	*	50.0-	*	*	*	*
WILLIAMSON PD	5,219	34.48	180	25	13.88	1	2	5	17	65	78	12
NUMERICAL CHANGE	5,442	18.00	98	0	.00	0	0	2	0	26	59	11
PERCENT CHANGE	223-	16.48+	82+	25+	13.88+	1+	2+	3+	17+	39+	19+	11+
	4.1-	91.6+	83.7+	*	*	*	*	150.0+	*	150.0+	32.2+	9.1+
KERMIT PD	705	15.60	11	16	145.45	3	0	0	0	7	1	0
NUMERICAL CHANGE	1,066	8.44	9	0	.00	0	0	0	1	4	3	1
PERCENT CHANGE	361-	7.16+	2+	16+	145.45+	3+	0	0	1-	3+	2-	1-
	33.9-	84.8+	22.2+	*	*	*	*	75.0+	*	66.7-	*	*
DELBARTON PD	981	.00	0	0	.00	0	0	0	0	0	0	0
NUMERICAL CHANGE	1,060	.00	0	0	.00	0	0	0	0	0	0	0
PERCENT CHANGE	79-	.00	0	0	.00	0	0	0	0	0	0	0
	7.5-											
MATEMAN PD	822	.00	0	0	.00	0	0	0	0	0	0	0
NUMERICAL CHANGE	981	.00	0	0	.00	0	0	0	0	0	0	0
PERCENT CHANGE	159-	.00	0	0	.00	0	0	0	0	0	0	0
	16.2-											
MONONGALIA CITY TOTAL	75,024	22.72	1706	221	12.95	4	19	30	29	422	978	194
NUMERICAL CHANGE	68,572	18.50	1269	152	11.97	3	4	19	16	295	746	186
PERCENT CHANGE	9.4+	4.22+	437+	69+	.98+	1+	15+	11+	13+	17+	232+	8+
		22.8+	34.4+	45.4+	8.2+	33.3+	375.0+	57.9+	81.3+	53.2+	31.1+	4.3+
RURAL	37,150	11.67	434	64	14.74	3	7	8	5	135	188	50
NUMERICAL CHANGE	25,527	16.76	428	50	11.68	2	1	5	2	184	162	72
PERCENT CHANGE	11,623+	5.09-	6+	14+	3.06+	1+	6+	3+	3+	11-	26+	22-
	45.5+	30.4-	1.4+	28.0+	26.2+	50.0+	600.0+	60.0+	150.0+	6.0-	16.0+	30.6-
SHERIFF	80	182	0	0	.00	0	0	3	0	79	98	2
NUMERICAL CHANGE	79	226	0	0	.00	0	0	2	0	86	134	4
PERCENT CHANGE		44-	0	0	.00	0	0	1+	0	7-	36-	2-
		19.5-						50.0+		8.1-	26.9-	50.0-
STATE POLICE	80	252	64	25.39	3	7	5	3	5	94	90	48
NUMERICAL CHANGE	79	202	50	24.75	2	1	3	2	2	98	28	58
PERCENT CHANGE		50+	14+	.64+	1+	6+	2+	3+	3+	4-	62+	20-
		24.8+	28.0+	2.6+	50.0+	600.0+	66.7+	150.0+	4.1-	221.4+	29.4-	

IDENTIFIER	POPULATION	CRIME RATE	TOTAL OFFEN	TOTAL CLEARED	PERCENT CLEARED	MURDER	RAPE	ROBBERY	FEL ASSTL	BREAK ENTER	LARCENY THEFT	M/V THEFT
MUNICIPAL	37,874	33.58	1272	157	12.34	1	12	22	24	279	790	144
NUMERICAL CHANGE	43,045	19.53	841	102	12.12	1	3	14	14	111	584	114
PERCENT CHANGE	5,171-	14.05+	431+	55+	.22+	0	9+	8+	10+	168+	206+	30+
	12.0-	71.9+	51.2+	53.9+	1.8+	0	300.0+	57.1+	71.4+	151.4+	35.3+	26.3+
MORGANTOWN PD	27,605	25.35	700	126	18.00	1	12	17	20	227	322	101
NUMERICAL CHANGE	32,507	9.47	388	67	21.75	1	12	14	13	169	172	85
PERCENT CHANGE	4,902-	15.88+	392+	59+	3.75-	0	10+	3+	7+	158+	198+	16+
	15.1-	167.7+	127.3+	88.1+	17.2-	0	500.0+	21.4+	53.8+	229.0+	159.7+	18.8+
STAR CITY PD	1,464	17.07	25	4	16.00	0	0	0	0	7	8	10
NUMERICAL CHANGE	1,233	21.08	26	7	26.92	0	0	0	0	12	9	5
PERCENT CHANGE	237+	4.01-	1-	3-	10.92-	0	0	0	0	5-	1-	5+
	18.7+	19.0-	3.8-	42.9-	40.6-	0	0	0	0	41.7-	11.1-	100.0+
MESTOVER PD	4,884	26.20	128	17	13.28	0	0	5	4	45	61	13
NUMERICAL CHANGE	5,002	24.19	121	9	7.43	0	1	0	1	30	77	12
PERCENT CHANGE	118-	2.01+	7+	8+	5.85+	0	1-	5+	3+	15+	16-	1+
	2.4-	8.3+	5.8+	88.9+	78.7+	0	0	0	0	50.0+	20.8-	8.3+
OSAGE PD	285	.00	0	0	.00	0	0	0	0	0	0	0
NUMERICAL CHANGE	303	.00	0	0	.00	0	0	0	0	0	0	0
PERCENT CHANGE	5.9-	.00	0	0	.00	0	0	0	0	0	0	0
MVU SECURITY POLICE	3,636	115.23	419	10	2.38	0	0	0	0	0	399	20
NUMERICAL CHANGE	4,000	96.50	386	19	4.92	0	0	0	0	0	374	12
PERCENT CHANGE	364-	18.73+	33+	9-	2.54-	0	0	0	0	0	25+	8+
	9.1-	19.4+	8.5+	47.4-	51.6-	0	0	0	0	0	6.7+	66.7+
MONROE CTY	13,991	8.36	117	45	38.46	0	1	2	14	63	28	9
NUMERICAL CHANGE	15,230	8.99	119	36	30.25	0	1	1	20	59	30	8
PERCENT CHANGE	5.8+	7.0-	1.7-	25.0+	27.1+	0	0	0	1+	6+	2-	1+
	5.8+	7.0-	1.7-	25.0+	27.1+	0	0	0	100.0+	30.0-	6.7-	12.5+
RURAL	11,225	8.37	94	45	47.87	0	1	2	14	43	25	9
NUMERICAL CHANGE	10,823	8.86	96	34	35.41	0	0	1	20	47	22	6
PERCENT CHANGE	402+	.49-	2-	11+	12.46+	0	1+	1+	6-	4-	3+	3+
	3.7+	5.5-	2.1-	32.4+	35.2+	0	0	0	100.0+	30.0-	8.5-	13.6+
SHERIFF	80	36	15	41.66	0	0	0	0	9	23	3	1
NUMERICAL CHANGE	79	33	13	39.39	0	0	0	0	0	19	3	1
PERCENT CHANGE	3+	2+	2.27+	5.8+	0	0	0	0	0	6+	0	0
	9.1+	15.4+	9.1+	15.4+	5.8+	0	0	0	0	21.1+	0	0
STATE POLICE	80	58	30	51.72	0	1	2	5	20	22	8	8
NUMERICAL CHANGE	79	63	21	33.33	0	0	0	11	28	19	5	5
PERCENT CHANGE	7.9-	42.9+	7.9-	42.9+	55.2+	0	0	0	6-	8-	3+	3+
	7.9-	42.9+	7.9-	42.9+	55.2+	0	0	0	54.5-	28.6-	15.8+	60.0+

IDENTIFIER	POPULATION	CRIME RATE	TOTAL OFFEN	TOTAL CLEARED	PERCENT CLEARED	MURDER	RAPE	ROBBERY	FEL ASHLT	BREAK ENTER	LARCENY THEFT	M/V THEFT
MUNICIPAL	2,766	8.31	23	0	.00	0	0	0	0	20	3	0
NUMERICAL CHANGE	2,407	9.55	23	2	8.69	0	1	0	0	12	8	2
PERCENT CHANGE	359+	1.24-	0	2-	8.69-	0	1-	0	0	8+	5-	2-
	14.9+	13.0-	.0	*	*	*	*	*	0	66.7+	62.5-	*
ALDERSON PD	1,375	15.99	22	0	.00	0	0	0	0	19	3	0
NUMERICAL CHANGE	1,200	6.66	8	0	.00	0	0	0	0	3	4	1-
PERCENT CHANGE	175+	9.33+	14+	0	.00	0	0	0	0	16+	1-	1-
	14.6+	140.1+	175.0+						0	533.3+	25.0-	*
UNION PD	743	1.34	1	0	.00	0	0	0	0	1	0	0
NUMERICAL CHANGE	573	3.49	2	2	100.00	0	0	0	0	1	1	0
PERCENT CHANGE	170+	2.15-	1-	2-	100.00-	0	0	0	0	0	1-	0
	29.7+	61.6-	50.0-	*	*	*	*	*	0	.0	*	*
PETERSTOWN PD	648	.00	0	0	.00	0	0	0	0	0	0	0
NUMERICAL CHANGE	634	20.50	13	0	.00	0	1	0	0	8	3	1-
PERCENT CHANGE	14+	20.50-	13-	0	.00	0	1-	0	0	8-	3-	1-
	2.2+	.0	*	*	*	*	*	*	0	*	*	*
MORGAN CITY TOTAL	10,711	24.27	260	47	18.07	0	1	1	2	136	90	4
NUMERICAL CHANGE	9,594	21.67	206	46	22.33	0	1	1	3	112	84	6
PERCENT CHANGE	1,117+	2.80+	54+	1+	4.26-	0	1+	0	5+	46+	4+	2-
	11.6+	13.0+	26.2+	2.2+	19.1-	*	*	0	166.7+	39.3+	7.1+	33.3-
RURAL	9,278	24.25	225	30	13.33	0	1	0	2	152	66	4
NUMERICAL CHANGE	7,509	26.63	200	45	22.50	0	0	1	1	108	84	6
PERCENT CHANGE	1,769+	2.36-	23+	15-	9.17-	0	1+	0	1+	44+	18-	2-
	23.6+	8.9-	12.5+	33.3-	40.8-		*	*	100.0+	40.7+	21.4-	33.3-
SHERIFF	80	118	12	10.16	0	0	0	0	1	79	36	2
NUMERICAL CHANGE	79	67	7	10.44	0	0	0	0	0	37	29	1
PERCENT CHANGE	76.1+	51+	5+	.28-	0	0	0	0	1+	62+	7+	1+
									*	113.5+	24.1+	100.0+
STATE POLICE	1,433	24.42	35	17	48.57	0	1	0	1	73	30	2
NUMERICAL CHANGE	2,085	2.87	6	1	16.66	0	0	1	1	71	55	5
PERCENT CHANGE	652-	21.55+	29+	16+	31.91+	0	0	1+	0	2	0	0
	31.3-	750.9+	483.3+	1600.0+	191.5+		*	*	200.0+	.0	24+	0
BERKELEY SPRINGS PD	789	.00	0	0	.00	0	0	0	0	0	0	0
NUMERICAL CHANGE	1,276	.00	0	0	.00	0	0	0	0	0	0	0
PERCENT CHANGE	487-	.00	0	0	.00	0	0	0	0	0	0	0
	38.2-											

IDENTIFIER	POPULATION	CRIME RATE	TOTAL OFFEN	TOTAL CLEARED	PERCENT CLEARED	MURDER	RAPE	ROBBERY	FEL ASULT	BREAK ENTER	LARCENY THEFT	M/V THEFT
SHERIFF	80		86	3	3.48	1	1	5	0	26	45	10
NUMERICAL CHANGE	79		79	0	.00	1+	0	1+	0	22	43	9
PERCENT CHANGE			8.9+	3+	3.48+	*	.0	25.0+	0	9.1+	4.7+	11.1+
STATE POLICE	80		158	57	36.07	0	0	5	43	17	66	27
NUMERICAL CHANGE	79		105	38	36.19	1	0	4	22	20	35	23
PERCENT CHANGE			53+	19+	.12-	1-	0	1+	21+	3-	31+	4+
MUNICIPAL	80		50.5+	50.0+	.3-	*	0	25.0+	95.5+	15.0-	88.6+	17.4+
WHEELING PD	80		34.61	337	19.41	3	13	41	43	533	950	173
NUMERICAL CHANGE	79		32.59	281	17.37	2	18	70	41	378	866	172
PERCENT CHANGE			6.2+	139+	1.82+	1+	5-	29-	4-	146+	9+	0
TRIADPHIA PD	80		38.62	323	19.41	3	12	41	37	526	875	172
NUMERICAL CHANGE	79		35.33	268	17.32	2	18	70	41	378	866	172
PERCENT CHANGE			9.3+	7.6+	12.1+	50.0+	33.3-	41.4-	9.8-	38.6+	1.0+	.0
BETHLEHEM PD	80		1.461	0	.00	0	0	0	0	0	0	0
NUMERICAL CHANGE	79		3.25	3	.00	0	0	0	0	0	2	1-
PERCENT CHANGE			3.25-	3-	.00	0	0	0	0	0	2-	1-
WEST LIBERTY PD	80		2.677	18	5.55	0	0	0	0	5	13	0
NUMERICAL CHANGE	79		2.433	17	5.55	0	0	0	0	1	16	0
PERCENT CHANGE			10.0+	1+	5.55+	0	0	0	0	4+	3-	0
VALLEY GROVE PD	80		.00	0	.00	0	0	0	0	0	0	0
NUMERICAL CHANGE	79		8.81	5	.00	0	0	0	0	1	4	0
PERCENT CHANGE			31.2+	5-	.00	0	0	0	0	1-	4-	0
WEST LIBERTY ST COL SEC	80		597	0	.00	0	0	0	0	0	0	0
NUMERICAL CHANGE	79		567	0	.00	0	0	0	0	0	0	0
PERCENT CHANGE			5.3+	0	.00	0	0	0	0	0	0	0
CLEARVIEW PD	80		1.427	73	17.80	0	1	0	6	3	62	1
NUMERICAL CHANGE	79		1.356	65	16.88	0	0	0	1	7	37	0
PERCENT CHANGE			6.0+	28+	1.08-	0	1+	0	3+	4-	25+	1+
PENLETON CITY TOTAL	80		53.0+	62.2+	38.4-	*	*	500.0+	57.1-	67.6+	*	*
NUMERICAL CHANGE	79		3.1+	34.7+	19.6+	*	*	150.0+	31.3+	47.1+	50.0-	*
PERCENT CHANGE			6.34	66	43.93	0	1	15	21	25	4	4
NUMERICAL CHANGE	79		7.675	49	36.73	2	0	6	16	17	8	8
PERCENT CHANGE			235+	17+	7.20+	2-	0	1+	9+	15+	8+	4-

 PENLETON CITY TOTAL

 NUMERICAL CHANGE
 PERCENT CHANGE

IDENTIFIER

IDENTIFIER	POPULATION	CRIME RATE	TOTAL OFFEN	TOTAL CLEARED	PERCENT CLEARED	MURDER	RAPE	ROBBERY	FEL ASSLT	BREAK ENTER	LARCENY THEFT	M/V THEFT
RURAL	7,130	8.97	64	29	45.31	0	0	1	15	21	24	3
NUMERICAL CHANGE	6,947	6.47	45	37	37.77	2	0	0	5	14	17	7
PERCENT CHANGE	183+	2.50+	19+	12+	7.54+	2-	0	1+	10+	7+	7+	4-
	2.6+	38.6+	42.2+	70.6+	20.0+	*	*	*	200.0+	50.0+	41.2+	57.1-
SHERIFF	80		10	8	80.00	0	0	0	8	0	2	0
NUMERICAL CHANGE	79		5	3	100.00	0	0	0	4	0	1	0
PERCENT CHANGE			3+	20.00-		0	0	0	4+	0	1+	0
			100.0+	60.0+	20.0-				100.0+		100.0+	
STATE POLICE	80		54	21	38.88	0	0	1	7	21	22	3
NUMERICAL CHANGE	79		40	12	30.00	2	0	0	1	14	16	7
PERCENT CHANGE			16+	9+	8.88+	2-	0	1+	6+	7+	6+	4-
			35.0+	75.0+	29.6+	*	*	*	600.0+	50.0+	37.5+	57.1-
MUNICIPAL	80		2	0	.00	0	0	0	0	0	1	1
NUMERICAL CHANGE	79		4	1	25.00	0	0	0	1	2	0	1
PERCENT CHANGE			2-	1-	25.00-	0	0	0	1-	2-	1+	0
			53.4-	50.0-	*	*	*	*	*	*	*	.0
FRANKLIN PD	80		2	0	.00	0	0	0	0	0	1	1
NUMERICAL CHANGE	79		4	1	25.00	0	0	0	1	2	0	1
PERCENT CHANGE			2-	1-	25.00-	0	0	0	1-	2-	1+	0
			53.4-	50.0-	*	*	*	*	*	*	*	.0

IDENTIFIER	POPULATION	CRIME RATE	TOTAL OFFEN	TOTAL CLEARED	PERCENT CLEARED	MURDER	RAPE	ROBBERY	FEL ASSLT	BREAK ENTER	LARCENY THEFT	M/V THEFT
PLEASANTS CITY TOTAL	8,236	13.11	108	8	7.40	0	1	2	6	26	71	2
NUMERICAL CHANGE	7,978	15.66	128	9	7.20	0	0	0	1	50	61	13
PERCENT CHANGE			17-	1-	.20+	0	1+	2+	5+	24-	10+	13-
			3.2+	13.6-	2.8+	*	*	*	500.0+	48.0-	16.4+	84.6-
RURAL	6,017	10.13	61	6	9.83	0	0	0	4	19	37	1
NUMERICAL CHANGE	5,752	13.03	75	7	9.33	0	0	0	0	26	41	8
PERCENT CHANGE			16-	1-	.50+	0	0	0	4+	7-	4-	7-
			4.6+	18.7-	5.4+				*	26.9-	9.8-	87.5-
SHERIFF	80		29	0	.00	0	0	0	0	12	17	0
NUMERICAL CHANGE	79		10	3	30.00	0	0	0	0	9	0	1
PERCENT CHANGE			19+	3-	30.00-	0	0	0	0	3+	17+	1-
			190.0+	*	*				*	33.3+	*	*
STATE POLICE	80		32	6	18.75	0	0	0	6	7	20	1
NUMERICAL CHANGE	79		65	4	6.15	0	0	0	0	17	41	7
PERCENT CHANGE			33-	2+	12.60+	0	0	0	4+	10-	21-	6-
			50.8-	50.0+	204.9+				*	50.8-	51.2-	85.7-
MUNICIPAL	2,219	21.18	47	2	4.25	0	1	2	2	7	34	5
NUMERICAL CHANGE	2,226	22.66	50	2	4.00	0	0	0	1	24	20	1
PERCENT CHANGE			7-	0	.25+	0	1+	2+	1+	17-	14+	4-
			.3-	6.0-	6.3+		*	*	100.0+	70.8-	70.0+	80.0-

IDENTIFIER	POPULATION	CRIME RATE	TOTAL OFFEN	TOTAL CLEARED	PERCENT CLEARED	MURDER	RAPE	ROBBERY	FEL ASHLT	BREAK ENTER	LARCENY	M/V THEFT
ST MARYS PD	2,219	21.18	47	2	4.25	0	1	2	2	7	34	1
NUMERICAL CHANGE	2,226	22.46	50	2	4.00	0	0	0	1	24	20	5
PERCENT CHANGE	1.28-	5.7-	6.0-	0	6.3+	0	1+	2+	1+	17-	14+	4-
POCAHONTAS CITY TOTAL	9,919	6.45	64	22	34.37	3	0	0	6	23	25	7
NUMERICAL CHANGE	9,493	7.90	75	29	38.66	0	2	0	6	36	23	8
PERCENT CHANGE	4.5+	18.4-	14.7-	4.29-	11.1-	3+	2-	0	0	13-	2+	1-
RURAL	8,567	7.23	62	22	35.48	3	0	0	6	21	25	7
NUMERICAL CHANGE	7,965	8.91	71	29	40.84	0	2	0	6	36	20	7
PERCENT CHANGE	6.0+	18.9-	12.7-	24.1-	13.1-	3+	2-	0	0	15-	25.0+	0
SHERIFF	11	110.00	0	0	0.00	0	0	0	0	0	0	0
NUMERICAL CHANGE	13	61.53	0	1	0.00	0	1-	0	0	9	3	1
PERCENT CHANGE	15.4-	38.47+	0	37.5+	62.5+	0	1-	0	4+	66.7-	0	1+
STATE POLICE	51	21.56	3	0	0.00	3	0	0	2	18	22	6
NUMERICAL CHANGE	58	36.20	0	1	0.00	0	1	0	6	27	17	7
PERCENT CHANGE	12.1-	47.6-	0	10-	14.6-	3+	1-	0	66.7-	33.3-	29.4+	14.3-
MUNICIPAL	1,352	1.47	2	0	.00	0	0	0	0	2	0	0
NUMERICAL CHANGE	1,528	2.61	4	0	.00	0	0	0	0	0	3	1
PERCENT CHANGE	11.5-	43.7-	50.0-	0	.00	0	0	0	0	2+	3-	1-
MARLINTON PD	1,352	1.47	2	0	.00	0	0	0	0	2	0	0
NUMERICAL CHANGE	1,176	1.14-	2-	0	.00	0	0	0	0	0	3-	1-
PERCENT CHANGE	11.5-	43.7-	50.0-	0	.00	0	0	0	0	2+	3-	1-
PRESTON CITY TOTAL	30,460	13.78	420	74	17.61	0	4	1	25	180	190	20
NUMERICAL CHANGE	28,681	10.03	288	65	22.56	1	6	2	11	89	153	26
PERCENT CHANGE	6.2+	37.4+	45.8+	13.8+	21.9-	1-	2-	1-	14+	91+	37+	6-
RURAL	22,691	15.33	348	54	15.51	0	3	1	17	159	152	16
NUMERICAL CHANGE	21,722	10.77	234	42	17.94	1	5	1	7	83	116	21
PERCENT CHANGE	4.5+	42.3+	48.7+	28.6+	13.5-	1-	2-	0	10+	76+	36+	5-
SHERIFF	291	15.12	0	3	0.00	0	1	0	10	128	139	10
NUMERICAL CHANGE	186	12.90	0	2	0.00	0	1	0	6	66	103	14
PERCENT CHANGE	56.5+	83.3+	17.2+	50.0+	0.00	0	1+	0	10+	62+	36+	4-

OR

-

IDENTIFIER	POPULATION	CRIME RATE	TOTAL OFFEN	PERCENT CLEARED	MURDER	RAPE	ROBBERY	FEL ASHLT	BREAK ENTER	LARCENY THEFT	M/V THEFT
STATE POLICE	80	57	10	17.54	0	0	0	7	31	13	6
NUMERICAL CHANGE	79	48	18	37.50	1	3	0	7	17	13	7
PERCENT CHANGE	79	18.8+	9+	19.96-	1-	3-	0	0	14+	0	1-
			18.8+	44.4-					82.4+	0	14.3-
MUNICIPAL	80	7,769	72	27.77	0	1	0	8	21	38	4
NUMERICAL CHANGE	79	6,959	54	42.59	0	1	1	4	6	37	5
PERCENT CHANGE	79	810+	18+	14.62-	0	0	1-	4+	15+	1+	1-
		11.6+	33.3+	13.0-				100.0+	250.0+	2.7+	20.0-
KINGHOOD PD	80	2,877	66	25.00	0	1	0	5	17	37	4
NUMERICAL CHANGE	79	2,818	43	34.88	0	0	0	0	5	34	6
PERCENT CHANGE	79	59+	21+	9.88-	0	1+	0	0	12+	3+	0
		2.1+	48.8+	6.7+					240.0+	8.8+	0
TERRA ALTA PD	80	1,946	0	0.00	0	0	0	0	0	0	0
NUMERICAL CHANGE	79	1,663	6	100.00	0	1	0	2	0	3	0
PERCENT CHANGE	79	303+	6-	100.00-	0	1-	0	2-	0	3-	0
		18.4+									
ROWLESBURG PD	80	966	1	100.00	0	0	0	0	0	1	0
NUMERICAL CHANGE	79	794	0	0.00	0	0	0	0	0	0	0
PERCENT CHANGE	79	172+	1+	100.00+	0	0	0	0	0	1+	0
		21.7+									
MASONTOWN PD	80	1,952	0	0.00	0	0	0	0	0	0	0
NUMERICAL CHANGE	79	930	4	25.00	0	0	1	2	0	0	1
PERCENT CHANGE	79	122+	4-	25.00-	0	0	1-	2-	0	0	1-
		15.1+									
MEMBURG PD	80	618	0	0.00	0	0	0	0	0	0	0
NUMERICAL CHANGE	79	396	0	0.00	0	0	0	0	0	0	0
PERCENT CHANGE	79	22+	0	0.00	0	0	0	0	0	0	0
		5.6+									
TUNNELTON PD	80	510	7	42.85	0	0	0	3	4	0	0
NUMERICAL CHANGE	79	378	1	100.00	0	0	0	0	1	0	0
PERCENT CHANGE	79	132+	6+	57.15-	0	0	0	0	3+	0	0
		34.9+	600.0+	200.0+					300.0+		
PUTNAM CTY	TOTAL	36,840	66	12.66	1	1	3	17	172	277	50
NUMERICAL CHANGE	79	34,033	32	14.03	1	1	2	6	82	101	36
PERCENT CHANGE	79	2,807+	34+	1.57-	1+	1+	1+	11+	90+	176+	14+
		8.2+	128.5+	106.3+				50.0+	109.8+	174.3+	38.9+
RURAL	80	30,337	55	12.70	1	1	3	10	151	222	45
NUMERICAL CHANGE	79	26,310	30	14.15	1	1	2	5	73	95	36
PERCENT CHANGE	79	3,827+	25+	1.55-	1+	1+	1+	5+	78+	127+	9+
		14.5+	104.2+	83.3+				50.0+	106.8+	133.7+	25.0+

IDENTIFIER	POPULATION	CRIME RATE	TOTAL OFFEN	TOTAL CLEARED	PERCENT CLEARED	MURDER	RAPE	ROBBERY	FEL ASHLT	BREAK ENTER	LARCENY THEFT	M/V THEFT
SHERIFF 80	337	7.12	24	7.12	1	1	3	10	104	182	36	
NUMERICAL CHANGE 79	110	8.18	9	8.18	0	1	0	2	43	42	22	
PERCENT CHANGE	227+	15+	166+	13.0-	1+	0	3+	8+	61+	140+	16+	
	206.4+	166.7+			#	.0	#	400.0+	141.9+	333.3+	63.6+	
STATE POLICE 80	96	32.29	31	32.29	0	0	0	0	47	40	9	
NUMERICAL CHANGE 79	102	20.58	21	20.58	0	0	2	3	30	53	14	
PERCENT CHANGE	5.9-	11.71+	6-	11.71+	0	0	2-	#	17+	13-	5-	
	5.9-	47.6+	56.9+		0	0	#	#	56.7+	24.5-	35.7-	
MUNICIPAL 80	6,703	13.12	88	11	12.50	0	0	0	7	21	55	5
NUMERICAL CHANGE 79	7,723	2.07	16	2	12.50	0	0	0	1	9	6	0
PERCENT CHANGE	1,020-	11.05+	72+	9+	.00	0	0	0	6+	12+	49+	5+
	13.2-	533.8+	450.0+	450.0+				600.0+	133.3+	816.7+	#	
HURRICANE PD 80	3,751	21.86	82	11	13.41	0	0	0	7	19	52	4
NUMERICAL CHANGE 79	4,967	3.01	15	1	6.66	0	0	0	1	8	6	0
PERCENT CHANGE	1,216-	18.85+	67+	10+	6.75+	0	0	0	6+	11+	46+	4+
	2.5-	626.2+	446.7+	1000.0+	101.4+			600.0+	137.5+	766.7+	#	
ELEANOR PD 80	1,282	4.68	6	0	.00	0	0	0	0	2	3	1
NUMERICAL CHANGE 79	1,183	.84	1	1	100.00	0	0	0	0	1	0	0
PERCENT CHANGE	8.4+	457.1+	500.0+	#	100.00-	0	0	0	100.0+	#	#	#
POCA PD 80	1,142	.00	0	0	.00	0	0	0	0	0	0	0
NUMERICAL CHANGE 79	1,131	.00	0	0	.00	0	0	0	0	0	0	0
PERCENT CHANGE	1.0+											
BANCROFT PD 80	528	.00	0	0	.00	0	0	0	0	0	0	0
NUMERICAL CHANGE 79	442	.00	0	0	.00	0	0	0	0	0	0	0
PERCENT CHANGE	19.5+											
RALEIGH CITY TOTAL 80	86,821	17.88	1594	609	39.18	7	7	21	71	334	1019	95
NUMERICAL CHANGE 79	83,922	16.84	1414	506	35.78	9	8	22	726	344	923	82
PERCENT CHANGE	3.5+	6.2+	9.9+	20.4+	9.5+	22.2-	12.5-	4.5-	173.1+	2.9-	10.4+	15.9+
RURAL 80	62,347	6.65	415	54	13.01	4	5	6	10	162	177	51
NUMERICAL CHANGE 79	58,214	8.51	496	64	12.50	5	5	9	7	209	206	53
PERCENT CHANGE	4,133+	1.86-	81-	10-	.11+	1-	0	3-	3+	47-	31-	2-
	7.1+	21.9-	16.3-	15.6-	.9+	20.0-	.0	33.3-	42.9-	22.5-	14.9-	3.8-
SHERIFF 80	106	15.09	16	3	3	3	4	5	5	51	37	4
NUMERICAL CHANGE 79	218	10.55	23	1	1	3	4	5	95	88	20	
PERCENT CHANGE	112-	4.54+	7-	33.3-					44-	51-	16-	
	51.4-	43.0+	30.4-						46.3-	58.0-	80.0-	

JAN THRU DEC 80-79

PAGE 37
WEST VIRGINIA U C R CRIME INDEX REPORT

IDENTIFIER	POPULATION	CRIME RATE	TOTAL OFFEN	PERCENT CLEARED	MURDER	RAPE	ROBBERY	FEL ASHLT	BREAK ENTER	LARCENY THEFT	M/V THEFT
STATE POLICE 80	309	38	12.29	2	2	2	2	5	111	160	47
NUMERICAL CHANGE	278	41	14.74	2	2	5	2	2	114	120	33
PERCENT CHANGE	11.2+	7.3-	2.45-	0	0	3-	3-	3+	3-	20+	14+
MUNICIPAL 80	555	48.72	3	2	15	15	61	172	862	44	44
NUMERICAL CHANGE	442	48.16	4	3	13	13	19	135	715	29	29
PERCENT CHANGE	221+	1.58+	1-	25.0-	33.3-	15.4+	21.1+	27.4+	17.6+	51.7+	15+
BECKLEY PD 80	1115	49.32	2	2	15	15	60	160	832	44	44
NUMERICAL CHANGE	896	48.77	4	4	13	13	19	126	704	27	27
PERCENT CHANGE	21+	1.11+	2-	50.0-	33.3-	15.4+	21.5+	27.0+	18.2+	63.0+	17+
LESTER PD 80	0	.00	0	0	0	0	0	0	0	0	0
NUMERICAL CHANGE	6	9.86	0	0	0	0	0	0	0	5	1-
PERCENT CHANGE	18+	3.0+	3-	50.0-	0	0	0	0	0	5-	1-
MABSCOTT PD 80	13	38.46	1	0	0	0	1	5	6	6	0
NUMERICAL CHANGE	7	5.06	0	0	0	0	0	1	5	6	0
PERCENT CHANGE	2.73+	58.46+	1+	0	0	0	1+	0	0	5+	1-
SOPHIA PD 80	11	9.04	0	0	0	0	0	7	4	4	0
NUMERICAL CHANGE	8	5.58	0	0	0	0	0	3	5	5	0
PERCENT CHANGE	3+	1.66+	1-	12.50-	0	0	0	4+	1-	1-	0
RHODELL PD 80	0	.00	0	0	0	0	0	0	0	0	0
NUMERICAL CHANGE	1	100.00	0	0	0	0	0	1	0	0	0
PERCENT CHANGE	1-	100.00-	1-	0	0	0	0	1-	0	0	0
RANDOLPH CTY TOTAL	408	45.34	2	5	3	3	20	106	252	20	20
NUMERICAL CHANGE	408	35.53	2	2	3	3	16	118	244	22	22
PERCENT CHANGE	0	9.81+	0	2+	0	0	4+	12-	8+	2-	2-
RURAL 80	160	62.50	2	5	1	1	12	44	92	4	4
NUMERICAL CHANGE	184	42.93	2	0	1	1	12	68	90	11	11
PERCENT CHANGE	22-	19.57+	0	5+	0	0	0	24-	2+	7-	7-
SHERIFF 80	6	100.00	1	0	1	1	1	0	3	3	0
NUMERICAL CHANGE	11	78.72	2	0	1	1	2	5	1	1	1-
PERCENT CHANGE	5-	27.28+	1-	0	1+	1+	1-	5-	2+	2+	1-
	45.5-	25.0-	50.0-	0	0	0	50.0-	0	0	200.0+	0

IDENTIFIER	POPULATION	CRIME RATE	TOTAL OFFEN	PERCENT CLEARED	MURDER	RAPE	ROBBERY	FEL ASHLT	BREAK ENTER	LARCENY THEFT	M/V THEFT
STATE POLICE 80	154	94	61.03	1	5	0	11	44	89	4	
NUMERICAL CHANGE	173	71	41.04	0	0	1	10	63	89	10	
PERCENT CHANGE	11.0-	23+	19.99+	1+	3+	1-	1+	19-	0	6-	
	11.0-	32.4+	48.7+	11.0-	32.4+	48.7+	11.0-	32.4+	48.7+	11.0-	32.4+
MUNICIPAL 80	9,337	26.56	248	85	34.27	0	2	8	62	160	16
NUMERICAL CHANGE	9,443	23.71	224	66	29.46	0	2	4	50	154	11
PERCENT CHANGE	1.1-	12.0+	10.7+	24+	19+	4.81+	3-	19.0	100.0+	24.0+	3.9+
	1.1-	12.0+	10.7+	28.8+	16.3+	1.1-	12.0+	10.7+	28.8+	16.3+	1.1-
ELKINS PD 80	8,536	28.93	247	85	36.41	0	2	8	61	160	16
NUMERICAL CHANGE	8,437	28.36	233	66	29.59	0	2	4	49	154	11
PERCENT CHANGE	.9+	2.57+	24+	19+	4.82+	3-	19.0	100.0+	24.5+	3.9+	45.5+
	.9+	9.7+	10.8+	28.8+	16.3+	1.1-	12.0+	10.7+	28.8+	16.3+	1.1-
MILL CREEK PD 80	801	1.24	1	0	.00	0	0	0	1	0	0
NUMERICAL CHANGE	79	1.01	1	0	.00	0	0	0	1	0	0
PERCENT CHANGE	18.8-	22.8+	.0	.0	.00	0	0	0	.0	.0	.0
	18.8-	22.8+	.0	.0	.00	0	0	0	.0	.0	.0
RITCHIE CTY TOTAL 80	11,442	6.72	77	29	37.66	1	3	0	7	35	18
NUMERICAL CHANGE	10,402	3.07	32	6	18.75	0	0	6	16	10	0
PERCENT CHANGE	10.0+	118.9+	140.6+	383.3+	100.9+	1+	3+	0	16.7+	118.8+	80.0+
	10.0+	118.9+	140.6+	383.3+	100.9+	1+	3+	0	16.7+	118.8+	80.0+
RURAL 80	7,689	8.06	62	26	41.93	1	3	0	3	24	18
NUMERICAL CHANGE	8,313	2.40	20	5	25.00	0	0	4	8	8	0
PERCENT CHANGE	7.5-	235.8+	210.0+	420.0+	67.7+	1+	3+	0	25.0-	200.0+	125.0+
	7.5-	235.8+	210.0+	420.0+	67.7+	1+	3+	0	25.0-	200.0+	125.0+
SHERIFF 80	1	.00	0	0	.00	0	0	0	1	0	0
NUMERICAL CHANGE	79	5-	0	0	.00	0	0	0	3-	2-	0
PERCENT CHANGE		83.3-							75.0-		
		83.3-							75.0-		
STATE POLICE 80	61	26	42.62	1	3	0	3	23	18	13	
NUMERICAL CHANGE	79	14	35.71	0	0	0	4	4	6	0	
PERCENT CHANGE	335.7+	420.0+	19.4+	1+	3+	0	1-	19+	12+	13+	
	335.7+	420.0+	19.4+	1+	3+	0	1-	19+	12+	13+	
MUNICIPAL 80	3,753	3.99	15	3	20.00	0	0	4	11	0	
NUMERICAL CHANGE	2,089	5.74	12	1	8.33	0	0	2	8	2	
PERCENT CHANGE	1,664+	1.75-	3+	2+	11.67+	0	0	2+	3+	2-	
	1,664+	30.5-	25.0+	200.0+	140.1+	0	0	100.0+	37.5+	0	
	1,664+	30.5-	25.0+	200.0+	140.1+	0	0	100.0+	37.5+	0	
PENNSBORO PD 80	1,652	6.65	11	0	.00	0	0	0	11	0	
NUMERICAL CHANGE	79	5.47	9	0	.00	0	0	1	7	1	
PERCENT CHANGE	.5+	21.6+	22.2+	0	.00	0	0	1-	6+	1-	
	.5+	21.6+	22.2+	0	.00	0	0	1-	6+	1-	

IDENTIFIER	POPULATION	CRIME RATE	TOTAL OFFEN	TOTAL CLEARED	PERCENT CLEARED	MURDER	RAPE	ROBBERY	FEL ASST	BREAK ENTER	LARCENY THEFT	M/T THEFT
CAIRO PD	428	9.34	4	3	75.00	0	0	0	4	0	0	0
	79	6.74	3	1	33.33	0	0	0	1	1	1	0
	449	2.60+	1+	2+	43.67+	0	0	0	3+	1-	1-	0
	3.8-	38.6+	33.3+	200.0+	125.0+				300.0+	*	*	*
ROANE CTY	15,952	6.76	108	76	70.37	2	0	0	1	52	40	12
	15,451	9.19	142	44	30.98	1	0	0	7	56	61	16
	3.2+	25.4-	23.8-	32+	39.39+	0	1+	0	6-	4-	21-	4-
	3.2+	25.4-	23.8-	72.7+	127.1+	0	100.0+		85.7-	7.1-	34.4-	25.0-
RURAL	13,153	7.29	96	71	73.95	1	1	0	1	49	34	10
	79	10.50	132	39	29.54	1	1	0	7	55	56	12
	591+	3.21-	36-	32+	44.41+	0	0	0	6-	6-	22-	2-
	4.7+	30.6-	27.3-	82.1+	150.3+	0	0	0	85.7-	10.9-	39.3-	16.7-
SHERIFF	80		0	0	.00	0	0	0	0	0	0	0
	79		0	0	.00	0	0	0	0	0	0	0
STATE POLICE	96	71	73.95	1	1	0	1	0	1	49	34	10
	132	39	29.54	1	1	0	0	0	7	55	56	12
	27.3-	82.1+	150.3+	0	0	0	0	0	6-	6-	22-	2-
MUNICIPAL	2,799	4.28	12	5	41.66	0	1	0	0	3	6	2
	79	3.46	10	5	50.00	0	0	0	0	1	5	4
	2,889	.82+	2+	0	8.34-	0	1+	0	0	2+	1+	2-
	3.1-	23.7+	20.0+	0	16.7-				200.0+	20.0+	20.0+	50.0-
SPENCER PD	2,799	4.28	12	5	41.66	0	1	0	0	3	6	2
	79	3.46	10	5	50.00	0	0	0	0	1	5	4
	2,889	.82+	2+	0	8.34-	0	1+	0	0	2+	1+	2-
	3.1-	23.7+	20.0+	0	16.7-				200.0+	20.0+	20.0+	50.0-
SUMMERS CTY	15,875	13.54	215	89	41.39	1	2	47	89	68	7	
	14,946	12.10	181	79	43.64	0	5	4	49	63	56	4
	6.2+	11.9+	18.8+	10+	2.25-	1+	4-	2-	2-	26+	12+	3+
	6.2+	11.9+	18.8+	12.7+	5.2-	0	80.0-	50.0-	4.1-	41.3+	21.4+	75.0+
RURAL	11,253	11.46	129	34	26.35	1	0	1	22	66	33	6
	79	7.50	78	10	12.82	3	3	2	15	59	10	1
	862+	3.96+	51+	24+	15.53+	1+	1-	1-	633.3+	7+	23+	5+
	8.3+	52.8+	65.4+	240.0+	105.5+	0	0	0	50.0-	11.9+	230.0+	500.0+
SHERIFF	80		49	22	44.89	0	0	0	20	27	1	1
	79		26	4	15.38	0	0	0	3	21	2	0
			23+	18+	29.51+	0	0	0	17+	6+	1-	1+
			88.5+	450.0+	191.9+				566.7+	28.6+	50.0-	*

IDENTIFIER	POPULATION	CRIME RATE	TOTAL OFFEN	TOTAL CLEARED	PERCENT CLEARED	MURDER	RAPE	ROBBERY	FEL ASHLT	BREAK ENTER	LARCENY THEFT	M/V THEFT
STATE POLICE 80	80	18.60	86	55	63.95	0	1	1	25	23	35	1
79	52	22.81	103	69	66.99	0	2	2	46	4	66	3
NUMERICAL CHANGE		4.01-	17-	14-	3.04-	0	1-	1-	21-	19+	11-	2-
PERCENT CHANGE		17.7-	16.5-	20.3-	4.5-	0	50.0-	50.0-	45.7-	475.0+	23.9-	66.7-
MUNICIPAL 80	86	18.60	86	55	63.95	0	1	1	25	23	35	1
79	103	22.81	103	69	66.99	0	2	2	46	4	66	3
NUMERICAL CHANGE		4.01-	17-	14-	3.04-	0	1-	1-	21-	19+	11-	2-
PERCENT CHANGE		17.7-	16.5-	20.3-	4.5-	0	50.0-	50.0-	45.7-	475.0+	23.9-	66.7-
HINTON PD 80	86	18.60	86	55	63.95	0	1	1	25	23	35	1
79	103	22.81	103	69	66.99	0	2	2	46	4	66	3
NUMERICAL CHANGE		4.01-	17-	14-	3.04-	0	1-	1-	21-	19+	11-	2-
PERCENT CHANGE		17.7-	16.5-	20.3-	4.5-	0	50.0-	50.0-	45.7-	475.0+	23.9-	66.7-
TAYLOR CITY TOTAL 80	202	12.17	29	14.35	0	1	2	18	64	94	23	5
79	202	12.17	29	14.35	0	1	2	18	64	94	23	5
NUMERICAL CHANGE		1.30+	35+	6-	6.60-	1-	1+	13	31	96	23	0
PERCENT CHANGE		8.0+	12.0+	17.1-	31.5-	1-	50.0-	38.5+	106.5+	2.1-	0	0
RURAL 80	108	11.62	24	22.22	0	1	1	16	56	20	14	14
79	67	8.29	26	38.80	1-	2	1	9	28	12	14	14
NUMERICAL CHANGE		3.33+	41+	16.58-	1-	1-	0	7+	28+	8+	0	0
PERCENT CHANGE		40.2+	61.2+	7.7-	42.7-	1-	50.0-	77.8+	100.0+	66.7+	0	0
SHERIFF 80	54	1.85	1	1.85	0	0	0	0	0	34	11	9
79	32	15.62	5	15.62	0	1	0	0	0	20	3	8
NUMERICAL CHANGE		22+	4-	13.77-	0	1-	0	0	16+	8+	1+	1+
PERCENT CHANGE		68.8+	80.0-	88.2-	0	1-	0	0	70.0+	266.7+	12.5+	12.5+
STATE POLICE 80	54	23	42.59	0	1	1	1	16	22	9	5	5
79	35	21	60.00	1-	1	1	1	9	8	9	6	6
NUMERICAL CHANGE		19+	2+	17.41-	1-	0	0	7+	14+	0	1-	1-
PERCENT CHANGE		54.3+	9.5+	29.0-	1-	0	0	77.8+	175.0+	0	16.7-	16.7-
MUNICIPAL 80	94	12.88	5	5.31	0	0	1	2	8	74	9	9
79	100	13.75	9	9.00	0	0	0	4	3	84	9	9
NUMERICAL CHANGE		.87-	6-	3.69-	0	0	0	2-	5+	10-	0	0
PERCENT CHANGE		6.3-	6.0-	41.0-	0	0	1+	50.0-	166.7+	11.9-	0	0
GRAFTON PD 80	91	13.29	3	3.29	0	0	1	0	7	74	9	9
79	91	13.68	4	4.30	0	0	0	0	0	84	9	9
NUMERICAL CHANGE		.39-	2-	1.01-	0	0	1+	0	7+	10-	0	0
PERCENT CHANGE		2.9-	2.2-	25.0-	0	0	1+	0	11.9-	0	0	0
FLEMINGTON PD 80	3	6.63	2	66.66	0	0	0	2	1	0	0	0
79	475	14.73	7	71.42	0	0	0	4	3	0	0	0
NUMERICAL CHANGE		8.10-	4-	4.76-	0	0	0	2-	2-	0	0	0
PERCENT CHANGE		55.0-	57.1-	60.0-	0	0	0	50.0-	66.7-	0	0	0

IDENTIFIER	POPULATION	CRIME RATE	TOTAL OFFEN	TOTAL PERCENT CLEARED	MURDER	RAPE	ROBBERY	FEL ASHLT	BREAK LARCENY M/V	THEFT
TUCKER CTY	8,675	9.68	84	23	27.38	0	0	1	42	34
	8,079	13.36	108	20	18.51	1	0	2	56	40
NUMERICAL CHANGE	596+	3.68-	24-	3+	8.87+	1-	1+	0	14-	6-
PERCENT CHANGE	7.4+	27.5-	22.2-	15.0+	47.0+	0	0	0	25.0-	15.0-
RURAL	4,609	15.18	70	18	25.71	0	0	1	39	25
	5,672	18.86	107	19	17.75	1	1	2	56	39
NUMERICAL CHANGE	1,063-	3.68-	37-	1-	7.96+	1-	1+	2-	17-	14-
PERCENT CHANGE	18.7-	19.5-	34.6-	5.3-	44.8+	0	0	0	30.4-	35.9-
SHERIFF	80		30	4	13.33	0	0	0	21	9
	79		62	4	6.45	0	0	0	46	13
NUMERICAL CHANGE			32-	0	6.88+	0	0	0	25-	4-
PERCENT CHANGE			51.6-	.0	106.7+	0	0	0	54.3-	30.8-
STATE POLICE	80		40	14	35.00	0	0	1	18	16
	79		45	15	33.33	1	1	1	10	26
NUMERICAL CHANGE			5-	1-	1.67+	1-	1+	0	8+	10-
PERCENT CHANGE			11.1-	6.7-	5.0+	0	0	0	80.0+	38.5-
MUNICIPAL	4,066	3.44	14	5	35.71	0	0	0	3	9
	2,407	.41	1	1	100.00	0	0	0	0	1
NUMERICAL CHANGE	1,659+	3.03+	13+	4+	64.29-	0	0	0	3+	8+
PERCENT CHANGE	68.9+	739.0+1300.0+	400.0+	64.3-	0	0	0	0	0	800.0+
UNKNOWN	0	.00	0	0	.00	0	0	0	0	0
	1,667	.59	1-	1-	100.00-	0	0	0	0	1
NUMERICAL CHANGE	1,667-	.59-	1-	1-	100.00-	0	0	0	0	1-
PERCENT CHANGE	.0	.0	0	0	.00	0	0	0	0	0
THOMAS PD	747	.00	0	0	.00	0	0	0	0	0
	740	.00	0	0	.00	0	0	0	0	0
NUMERICAL CHANGE	7+	.00	0	0	.00	0	0	0	0	0
PERCENT CHANGE	.9+	.00	0	0	.00	0	0	0	0	0
DAVIS PD	979	7.15	7	3	42.85	0	0	0	3	2
	979+	7.15+	7+	3+	42.85+	0	0	0	0	0
NUMERICAL CHANGE										
PERCENT CHANGE	.0	.0	0	0	.00	0	0	0	0	0
TYLER CTY	13,851	9.09	126	28	22.22	0	2	1	48	55
	10,705	8.59	92	35	38.04	0	1	2	46	25
NUMERICAL CHANGE	3,146+	5.50+	34+	7-	15.82-	0	1+	1-	2+	30+
PERCENT CHANGE	29.4+	5.8+	37.0+	20.0-	41.6-	0	100.0+	50.0-	4.3+	120.0+
RURAL	6,630	7.84	52	9	17.30	0	0	1	8	29
	3,965	13.61	54	25	44.44	0	1	1	30	12
NUMERICAL CHANGE	2,665+	5.77-	2-	14-	27.14-	0	1-	0	1-	2-
PERCENT CHANGE	67.2+	42.9-	3.7-	62.5-	61.1-	0	.0	100.0+	3.3-	16.7-

IDENTIFIER

IDENTIFIER	POPULATION	CRIME RATE	TOTAL OFFEN	PERCENT CLEARED	MURDER	RAPE	ROBBERY	FEL ASHLT	BREAK ENTER	LARCENY THEFT	M/V THEFT	
SHERIFF 80			41	7	37.07	0	0	1	6	25	6	3
79			40	20	50.00	0	1	1	2	23	9	4
NUMERICAL CHANGE			1+	13-	32.93-	0	1-	0	4+	2+	3-	1-
PERCENT CHANGE			2.5+	65.9-					200.0+	8.7+	33.3-	25.0-
STATE POLICE 80			11	2	18.18	0	0	0	2	4	4	1
79			16	4	28.57	0	0	0	7	7	3	2
NUMERICAL CHANGE			3-	2-	10.39-	0	0	0	0	3-	1+	1-
PERCENT CHANGE			21.4-	50.0-	36.4-				0	42.9-	33.3+	50.0-
MUNICIPAL 80	7,221	10.24	74	19	25.67	0	2	0	7	19	45	1
79	6,740	5.63	38	11	28.94	0	0	1	5	16	13	3
NUMERICAL CHANGE	481+	4.61+	36+	8+	3.23-	0	2+	1-	2+	3+	32+	2-
PERCENT CHANGE	7.1+	81.9+	94.7+	72.7+	11.3-				40.0+	18.8+	246.2+	66.7-
PADEN CITY PD 80	3,671	1.90	7	5	71.42	0	1	0	0	6	0	0
79	3,505	3.70	13	4	30.76	0	0	1	3	3	6	0
NUMERICAL CHANGE	166+	1.80-	6-	1+	40.66+	0	1+	1-	3-	3+	6-	0
PERCENT CHANGE	4.7+	48.6-	46.2-	25.0+	132.2+				100.0+			
SISTERSVILLE PD 80	2,367	22.39	53	13	24.52	0	1	0	2	8	36	1
79	2,119	8.02	17	4	21.82	0	1	0	2	8	2	2
NUMERICAL CHANGE	248+	18.37+	36+	9+	1.90+	0	1+	0	3+	0	31+	1-
PERCENT CHANGE	11.7+	179.2+	211.8+	225.0+	4.3+				250.0+	.0	620.0+	50.0-
MIDDLEBOURNE PD 80	941	14.87	14	1	7.14	0	0	0	0	5	9	0
79	908	8.81	8	3	37.50	0	0	0	5	5	2	1
NUMERICAL CHANGE	33+	6.06+	6+	2-	30.36-	0	0	0	0	0	7+	1-
PERCENT CHANGE	3.6+	68.8+	75.0+	66.7-	81.0-				.0	350.0+		
FRIENDLY PD 80	262	.00	0	0	.00	0	0	0	0	0	0	0
79	268	.00	0	0	.00	0	0	0	0	0	0	0
NUMERICAL CHANGE	34+	.00	0	0	.00	0	0	0	0	0	0	0
PERCENT CHANGE	16.3+											

 UPSHUR CITY TOTAL
 80 23,427 10.45 245 59 24.08 1 2 5 16 57 142 22
 79 22,820 13.55 304 60 19.73 1 2 7 17 80 170 27
 NUMERICAL CHANGE 1,007+ 3.10- 59- 1- 4.35+ 0 0 2- 5- 23- 28- 16.5- 18.5-
 PERCENT CHANGE 4.5+ 22.9- 19.4- 1.7- 22.0+ .0 28.6- 5.9- 28.8- 16.5- 18.5-

RURAL
 80 16,607 8.06 134 50 37.31 1 2 2 15 32 71 11
 79 14,492 11.66 169 55 32.54 1 1 5 16 43 63 20
 NUMERICAL CHANGE 2,115+ 3.60- 35- 4- 4.77+ 0 1+ 3- 1- 11- 12- 45.0-
 PERCENT CHANGE 14.6+ 30.9- 20.7- 9.1- 14.7+ .0 100.0+ 60.0- 6.3- 25.6- 14.3- 45.0-

SHERIFF
 80 50 12 24.00 1 0 0 3 12 32 71 11
 79 64 38 59.37 1+ 0 0 1 15 14 33 1
 NUMERICAL CHANGE 14- 26- 35.37- 1+ 0 0 1- 12- 2- 1- 1-
 PERCENT CHANGE 21.9- 68.4- 59.6- 80.0- 14.3- 3.0- 100.0+

JAN THRU DEC 80-79

PAGE 43 WEST VIRGINIA U C R CRIME INDEX REPORT

IDENTIFIER	POPULATION	CRIME RATE	TOTAL OFFEN	TOTAL CLEARED	PERCENT CLEARED	MURDER	RAPE	ROBBERY	FEL ASHLT	BREAK ENTER	LARCENY THEFT	M/V THEFT
STATE POLICE 80	84	45.23	0	2	2	12	20	39	9			
NUMERICAL CHANGE	105	16.19	1	1	4	29	50	19				
PERCENT CHANGE	21+	29.04+	1-	1+	2-	11+	9-	11-	10-			
	20.0-	123.5+	179.4+	50.0+	1100.0+	31.0-	22.0-	52.0-				
MUNICIPAL 80	111	8.10	0	0	3	1	25	71	11			
NUMERICAL CHANGE	135	3.70	0	1	2	1	37	87	7			
PERCENT CHANGE	4+	6.40+	0	1-	1+	0	12-	16-	4+			
	17.8-	80.0+	118.9+	50.0+	0	32.4-	18.4-	57.1+				
BUCKHANNON PD 80	111	8.10	0	0	3	1	25	71	11			
NUMERICAL CHANGE	135	3.70	0	1	2	1	37	87	7			
PERCENT CHANGE	4+	6.40+	0	1-	1+	0	12-	16-	4+			
	17.8-	80.0+	118.9+	50.0+	0	32.4-	18.4-	57.1+				
TOTAL 80	716	26.95	3	2	5	11	205	401	88			
NUMERICAL CHANGE	79	19.4	7	2	7	21	227	405	75			
PERCENT CHANGE	1-	26.07	4-	1+	2-	10-	22-	4-	13+			
	2.7-	3.4+	57.1-	50.0+	28.6-	47.6-	9.7-	1.0-	17.3+			
	3.8-	5-	5-	5-	5-	5-	5-	5-	5-			
RURAL 80	410	32.43	3	2	5	11	159	172	58			
NUMERICAL CHANGE	394	27.15	3	0	3	10	167	161	48			
PERCENT CHANGE	16+	5.28+	0	0	2+	1+	8-	11+	10+			
	5.0+	19.4+	0	0	66.7+	10.0+	4.8-	6.8+	20.8+			
SHERIFF 80	241	21.57	0	1	2	1	93	120	24			
NUMERICAL CHANGE	211	12.79	0	0	1	7	74	99	30			
PERCENT CHANGE	30+	8.78+	0	1+	1+	6-	19+	21+	6-			
	14.2+	66.8+	0	100.0+	85.7-	25.7+	21.2+	20.0-				
STATE POLICE 80	169	47.92	3	1	3	10	66	52	36			
NUMERICAL CHANGE	183	43.71	3	2	2	3	93	62	18			
PERCENT CHANGE	7.7-	4.21+	0	1-	1+	7+	27-	10-	18+			
	10.8-	9.6+	0	50.0-	233.3+	29.0-	16.1-	88.9+				
MUNICIPAL 80	306	19.60	0	1	0	0	46	229	30			
NUMERICAL CHANGE	350	24.85	4	0	4	11	60	246	27			
PERCENT CHANGE	44-	5.25-	4-	1+	4-	11-	14-	15-	4+			
	12.6-	21.1-	13.4-	23.3-	6.1-	23.3-	6.1-	11.1+				
CEREDO PD 80	69	65.21	0	0	0	0	0	0	0			
NUMERICAL CHANGE	85	75.29	0	0	0	0	2	83	0			
PERCENT CHANGE	19-	10.08-	0	0	0	0	2-	16-	0			
	39.0-	18.8-	29.7-	13.4-								
KENOVA PD 80	232	4.74	0	1	0	0	42	159	30			
NUMERICAL CHANGE	254	5.90	4	0	2	9	52	161	26			
PERCENT CHANGE	22-	1.16-	4-	1+	2-	9-	10-	2-	4+			
	4.7+	8.7-	26.7-	19.7-	1.2-	15.4+						

IDENTIFIER	POPULATION	CRIME RATE	TOTAL OFFEN	TOTAL CLEARED	PERCENT	MURDER	RAPE	ROBBERY	FEL ASSTL	BREAK ENTER	LARCENY THEFT	M/V THEFT
WAYNE PD	80	3.34	5	4	80.00	0	0	0	0	4	1	0
	79	4.31	7	7	100.00	0	0	0	1	3	0	1
NUMERICAL CHANGE		.97-	2-	3-	20.00-	0	0	0	1-	1+	1+	1-
PERCENT CHANGE		22.5-	28.6-	42.9-	20.0-	0	0	0	0	33.3+	0	0
FORT GAY PD	80	.00	0	0	.00	0	0	0	0	0	0	0
	79	4.70	4	1	25.00	0	0	0	1	3	0	0
NUMERICAL CHANGE		4.70-	4-	1-	25.00-	0	0	0	1-	3-	0	0
PERCENT CHANGE		.0	0	0	0	0	0	0	0	0	0	0
WEBSTER CITY TOTAL	80	9.71	119	42	35.29	0	1	0	15	55	36	12
	79	11.50	129	46	35.65	1	0	3	21	46	43	15
NUMERICAL CHANGE		1.59-	10-	4-	3.6-	1-	1+	3-	6-	9+	7-	3-
PERCENT CHANGE		16.1-	7.8-	8.7-	1.0-	0	0	0	28.6-	19.6+	16.3-	20.0-
RURAL	80	10.82	112	38	33.92	0	1	0	15	51	34	11
	79	11.87	115	43	37.39	1	0	3	21	41	34	15
NUMERICAL CHANGE		1.05-	3-	5-	3.47-	1-	1+	3-	6-	10+	0	4-
PERCENT CHANGE		8.8-	2.6-	11.6-	9.3-	0	0	0	28.6-	24.4+	.0	26.7-
SHERIFF	80	10	9	90.00	0	0	0	0	0	2	2	0
	79	5	4	80.00	0	0	0	0	0	2	2	0
NUMERICAL CHANGE		5+	5+	10.00+	0	0	0	0	0	0	0	0
PERCENT CHANGE		100.0+	125.0+	12.5+	0	0	0	0	50.0+	150.0+	0	0
STATE POLICE	80	102	29	28.43	0	1	0	0	12	46	32	11
	79	110	39	35.45	1	0	3	3	19	39	34	14
NUMERICAL CHANGE		8-	10-	7.02-	1-	1+	3-	0	7-	7+	2-	3-
PERCENT CHANGE		7.3-	25.6-	19.8-	0	0	0	0	36.8-	17.9+	5.9-	21.4-
MUNICIPAL	80	3.68	7	4	57.14	0	0	0	0	4	2	1
	79	8.12	14	3	21.42	0	0	0	0	5	9	0
NUMERICAL CHANGE		4.44-	7-	1+	35.72+	0	0	0	0	1-	7-	1+
PERCENT CHANGE		54.7-	50.0-	33.3+	164.8+	0	0	0	0	20.0-	77.8-	0
WEBSTER SPRINGS PD	80	3.19	3	1	33.33	0	0	0	0	1	1	1
	79	11.81	14	3	21.42	0	0	0	0	5	9	0
NUMERICAL CHANGE		8.62-	11-	2-	11.91+	0	0	0	0	4-	8-	1+
PERCENT CHANGE		73.0-	78.6-	66.7-	53.6+	0	0	0	0	80.0-	88.9-	0
COMEN PD	80	.00	0	0	.00	0	0	0	0	0	0	0
	79	.00	0	0	.00	0	0	0	0	0	0	0
NUMERICAL CHANGE		.00	0	0	.00	0	0	0	0	0	0	0
PERCENT CHANGE		34.1+	0	0	0	0	0	0	0	0	0	0
CARDEN-ON-GAULEY PD	80	16.94	4	3	75.00	0	0	0	0	3	1	0
	79	.00	0	0	.00	0	0	0	0	0	0	0
NUMERICAL CHANGE		16.94+	4+	3+	75.00+	0	0	0	0	3+	0	0
PERCENT CHANGE		.0	0	0	0	0	0	0	0	0	0	0

IDENTIFIER	POPULATION	CRIME RATE	TOTAL OFFEN	TOTAL CLEARED	PERCENT CLEARED	MURDER	RAPE	ROBBERY	FEL ASHLT	BREAK ENTER	LARCENY THEFT	M/V THEFT
METZEL CITY	19,343	20.31	393	77	19.59	1	3	2	18	138	193	38
	21,309	19.98	426	84	19.71	1	1	2	21	158	211	32
NUMERICAL CHANGE	1,966-	1.33+	33-	7-	.12-	0	2+	0	3-	20-	18-	6+
PERCENT CHANGE	1.7+	7.7-	8.3-	8.3-	6.6-	0	200.0+	0	14.3-	12.7-	8.5-	18.8+
RURAL	10,369	14.56	151	21	13.90	1	2	0	11	52	70	15
	12,574	13.75	173	39	22.54	0	1	2	19	64	75	12
NUMERICAL CHANGE	2,205-	.81+	22-	18-	8.64-	1+	100.0+	2-	8-	12-	5-	3+
PERCENT CHANGE	17.5-	5.9+	12.7-	46.2-	36.3-	100.0+	100.0+	42.1-	18.8-	6.7-	25.0+	25.0+
SHERIFF	80		67	6	8.95	1	1	0	7	31	24	3
	79		87	14	16.09	0	0	0	7	36	40	4
NUMERICAL CHANGE			20-	8-	7.14-	1+	1+	0	0	5-	16-	1-
PERCENT CHANGE			23.0-	57.1-	44.4-	100.0+	100.0+	0	0	13.9-	40.0-	25.0-
STATE POLICE	80		84	15	17.85	0	1	0	4	21	46	12
	79		86	25	29.06	0	1	2	12	28	35	8
NUMERICAL CHANGE			2-	10-	11.21-	0	0	2-	8-	7-	11+	4+
PERCENT CHANGE			2.3-	40.0-	38.6-	0	0	100.0+	66.7-	25.0-	31.4+	50.0+
MUNICIPAL	8,974	26.96	242	56	23.14	0	1	2	7	86	123	23
	8,735	28.96	253	45	17.78	1	0	0	2	94	136	20
NUMERICAL CHANGE	239+	2.00-	11-	11+	5.36+	1-	1+	0	5+	8-	13-	3+
PERCENT CHANGE	2.7+	6.9-	4.3-	24.4+	30.1+	100.0+	100.0+	250.0+	8.5-	9.6-	15.0+	15.0+
HUNDRED PD	80	6.18	3	0	.00	0	0	0	0	0	2	1
	79	.00	0	0	.00	0	0	0	0	0	0	0
NUMERICAL CHANGE		6.18+	3+	0	.00	0	0	0	0	0	2+	1+
PERCENT CHANGE		.0	100.0+	0	0.0	0	0	0	0	0	100.0+	100.0+
NEW MARTINSVILLE PD	7,109	32.63	232	50	21.55	0	1	2	2	85	120	22
	6,955	35.08	244	39	15.98	1	0	0	1	89	135	18
NUMERICAL CHANGE	154+	2.45-	12-	11+	5.57+	1-	1+	2+	1+	4-	15-	4+
PERCENT CHANGE	2.2+	7.0-	4.9-	28.2+	34.9+	100.0+	100.0+	100.0+	4.5-	11.1-	22.2+	22.2+
PINE GROVE PD	80	9.12	7	6	85.71	0	0	0	5	1	1	0
	79	13.97	9	6	66.66	0	0	0	1	5	1	2
NUMERICAL CHANGE	123+	4.85-	2-	0	19.05+	0	0	0	4+	0	0	2-
PERCENT CHANGE	19.1+	34.7-	22.2-	.0	28.6+	0	0	400.0+	80.0-	0	0	4
LITTLETON PD	80	.00	0	0	.00	0	0	0	0	0	0	0
	79	.00	0	0	.00	0	0	0	0	0	0	0
NUMERICAL CHANGE		.00	0	0	.00	0	0	0	0	0	0	0
PERCENT CHANGE	13.0-											
SMITHFIELD PD	80	.00	0	0	.00	0	0	0	0	0	0	0
	79	.00	0	0	.00	0	0	0	0	0	0	0
NUMERICAL CHANGE		.00	0	0	.00	0	0	0	0	0	0	0
PERCENT CHANGE	3.7+											

IDENTIFIER

POPULATION CRIME RATE TOTAL OFFEN CLEARED PERCENT CLEARED MURDER RAPE ROBBERY FEL ASSTL BREAK ENTER LARGENTY M/V THEFT

IDENTIFIER	POPULATION	CRIME RATE	TOTAL OFFEN	CLEARED	PERCENT CLEARED	MURDER	RAPE	ROBBERY	FEL ASSTL	BREAK ENTER	LARGENTY	M/V THEFT
MIRT CTY	4,922	12.79	63	45	71.42	1	0	0	3	28	28	3
TOTAL	4,948	18.99	94	64	68.08	0	0	0	12	36	43	3
NUMERICAL CHANGE	26-	6.20-	31-	19-	3.34+	1+	0	0	9-	8-	15-	0
PERCENT CHANGE	.5-	32.5-	33.0-	29.7-	6.9+	1+	0	0	75.0-	22.2-	34.9-	0
RURAL	4,066	13.28	54	40	74.07	1	0	0	1	28	22	2
NUMERICAL CHANGE	3,960	14.39	57	55	96.49	0	0	0	5	28	21	3
PERCENT CHANGE	106+	1.11-	3-	15-	22.42-	1+	0	0	4-	0	1+	1-
SHERIFF	2.7+	7.7-	5.3-	27.3-	23.2-	0	0	0	80.0-	0	4.8+	33.3-
NUMERICAL CHANGE	80	1	0	0	.00	0	0	0	0	0	1	0
PERCENT CHANGE	79	0	0	0	.00	0	0	0	0	0	0	0
STATE POLICE	80	53	40	75.47	1	0	0	1	28	21	2	2
NUMERICAL CHANGE	79	57	55	96.49	0	0	0	5	28	21	3	3
PERCENT CHANGE	7.0-	7.0-	15-	21.02-	1+	0	0	4-	0	0	0	1-
MUNICIPAL	856	10.51	9	5	55.55	0	0	0	2	0	6	1
NUMERICAL CHANGE	988	37.44	37	24.32	0	0	0	7	8	22	0	0
PERCENT CHANGE	132-	26.93-	28-	4-	31.23+	0	0	0	5-	8-	16-	1+
ELIZABETH PD	856	10.51	9	5	55.55	0	0	0	2	0	6	1
NUMERICAL CHANGE	988	37.44	37	24.32	0	0	0	7	8	22	0	0
PERCENT CHANGE	13.4-	71.9-	75.7-	44.4-	128.4+	0	0	0	71.4-	0	72.7-	0
HOOD CTY	93,648	43.10	4040	975	24.13	1	32	65	144	963	2619	216
TOTAL	92,304	43.36	4004	932	23.27	6	15	50	140	1020	2541	232
NUMERICAL CHANGE	1,344+	.26-	36+	43+	.86+	5-	17+	15+	4+	57-	78+	15-
PERCENT CHANGE	1.5+	.6-	3.9+	4.6+	3.7+	83.3-	113.3+	30.0+	2.9+	5.6-	3.1+	6.9-
RURAL	38,968	20.65	805	116	14.40	0	5	17	41	246	458	38
NUMERICAL CHANGE	38,687	18.37	711	178	25.03	3-	9	9	32	203	408	47
PERCENT CHANGE	281+	2.28+	94+	62-	10.63-	3-	4-	8+	9+	43+	50+	9-
SHERIFF	80	662	82	12.38	0	0	0	12	32	192	406	20
NUMERICAL CHANGE	79	590	123	20.84	2	6	7	23	159	367	26	26
PERCENT CHANGE	12.2+	33.3-	40.6-	2-	8.46-	2-	6-	5+	33+	39+	39+	6-
STATE POLICE	80	143	34	23.77	0	5	5	9	54	52	18	18
NUMERICAL CHANGE	79	121	55	45.45	1	3	2	9	44	41	21	21
PERCENT CHANGE	18.2+	38.2-	47.7-	1-	66.7+	150.0+	0	22.7+	26.8+	14.3-	14.3-	14.3-

IDENTIFIER	POPULATION	CRIME RATE	TOTAL OFFEN	TOTAL CLEARED	PERCENT CLEARED	MURDER	RAPE	ROBBERY	ASSLT	BREAK ENTER	LARCENY THEFT	M/V THEFT
MUNICIPAL 80	54,680	59.13	3235	859	26.55	1	27	48	103	717	2161	178
79	53,617	61.41	3293	794	22.89	3	6	41	108	817	2133	185
NUMERICAL CHANGE	1,063+	2.28-	58-	105+	3.66+	2-	21+	7+	5-	100-	28+	7-
PERCENT CHANGE	2.0+	3.7-	1.8-	13.9+	16.0+	66.7-	350.0+	17.1+	4.6-	12.2-	1.3+	3.8-
PARKERSBURG PD	39,967	66.37	2653	706	26.61	1	25	44	90	664	1662	167
79	39,801	69.34	2726	594	21.79	3	5	32	91	760	1666	169
NUMERICAL CHANGE	866+	2.97-	73-	112+	4.82+	2-	20+	12+	1.1-	96-	4-	2-
PERCENT CHANGE	1.7+	4.3-	2.7-	18.9+	22.1+	66.7-	400.0+	37.5+	1.1-	12.6-	.2-	1.2-
VIENNA PD	11,618	42.77	497	146	29.37	0	0	4	13	45	425	10
79	11,402	45.30	503	144	28.52	0	0	9	13	43	424	14
NUMERICAL CHANGE	516+	2.53-	6-	2+	1.75+	0	0	5-	0	2+	1+	4-
PERCENT CHANGE	4.6+	5.6-	1.2-	1.4+	2.6+	0	0	55.6-	.0	4.7+	.2+	28.6-
WILLIAMSTOWN PD	3,095	27.46	85	7	8.23	0	2	0	0	8	74	1
79	3,214	19.91	64	16	25.80	0	1	0	4	14	43	2
NUMERICAL CHANGE	119-	7.55+	21+	9-	16.77-	0	1+	0	4-	6-	31+	1-
PERCENT CHANGE	3.7-	37.9+	32.8+	56.3-	67.1-	0	100.0+	0	42.9-	72.1+	50.0-	0
WYOMING CITY TOTAL	35,993	5.58	201	49	24.37	2	0	0	13	71	86	29
79	33,931	4.25	144	49	34.02	7	1	0	12	47	60	17
NUMERICAL CHANGE	2,162+	1.33+	57+	0	9.83-	5-	1-	0	1+	24+	26+	12+
PERCENT CHANGE	6.4+	31.3+	39.6+	.0	28.4-	71.9-	4	0	8.3+	51.1+	43.3+	70.6+
RURAL	29,791	4.66	139	40	28.77	1	0	0	12	44	57	23
79	27,217	2.97	81	37	45.67	3	0	0	9	29	24	16
NUMERICAL CHANGE	2,574+	1.69+	58+	3+	16.90-	2-	0	0	3+	15+	33+	9+
PERCENT CHANGE	9.5+	56.9+	71.6+	8.1+	37.0-	66.7-	0	0	33.3+	51.7+	137.5+	56.3+
SHERIFF	80	1	1	1	100.00	1	0	0	0	0	0	0
79	5	5	5	5	100.00	0	0	0	2	0	0	3
NUMERICAL CHANGE	80.0-	4-	4-	4-	.0	1+	0	0	0	0	0	0
PERCENT CHANGE	80.0-	80.0-	80.0-	80.0-	0.0	4	0	0	4	0	0	4
STATE POLICE	80	138	39	28.26	0	0	0	0	12	44	57	25
79	76	52	32	42.10	3	0	0	0	7	29	24	13
NUMERICAL CHANGE	62+	62+	7+	13.84-	3-	0	0	0	5+	15+	33+	12+
PERCENT CHANGE	81.6+	81.6+	21.9+	32.9-	4	0	0	0	71.4+	51.7+	137.5+	92.3+
MUNICIPAL	6,202	9.99	62	9	14.51	1	0	0	1	27	29	4
79	6,614	9.52	63	12	19.04	4	1	0	3	18	36	1
NUMERICAL CHANGE	412-	.87+	1-	3-	4.53-	3-	1-	0	2-	19+	7-	3+
PERCENT CHANGE	6.2-	4.9+	1.6-	25.0-	23.8-	75.0-	4	0	66.7-	50.0+	19.4-	300.0+
MULLENS PD	2,919	14.73	43	4	9.30	0	0	0	0	13	26	4
79	3,124	15.04	47	3	6.58	0	0	0	0	14	32	1
NUMERICAL CHANGE	205-	31-	4-	1+	2.92+	0	0	0	0	1-	6-	3+
PERCENT CHANGE	6.6-	2.1-	8.5-	33.3+	45.8+	0	0	0	0	7.1-	18.8-	300.0+

JAN THRU DEC 80-79

WEST VIRGINIA U C R CRIME INDEX REPORT

PAGE 48

IDENTIFIER	POPULATION	CRIME RATE	TOTAL OFFEN	TOTAL CLEARED	PERCENT CLEARED	MURDER	RAPE	ROBBERY	FEL ASSLT	BREAK ENTER	LARCENY THEFT	M/V THEFT
PINEVILLE PD	1,140	.90	0	0	.00	0	0	0	0	0	0	0
	1,442	4.16	6	5	83.33	0	1	0	3	1	1	0
NUMERICAL CHANGE	302-	4.16-	6-	5-	83.33-	0	1-	0	3-	1-	1-	0
PERCENT CHANGE	20.9-	.0	%	%	%		%		%	%	%	
OCEANA PD	2,143	8.86	19	5	26.31	1	0	0	1	14	3	0
	2,048	4.88	10	4	40.00	4	0	0	0	3	3	0
NUMERICAL CHANGE	95+	3.98+	9+	1+	13.69-	3-	0	0	1+	11+	0	0
PERCENT CHANGE	4.6+	81.6+	90.0+	25.0+	34.2-	75.0-			%	366.7+	.0	

PART I ARRESTS BY CHARGE AND AGENCY TYPE

The report in this section details the number of persons arrested for Part I Offenses for the reporting periods of 1979 and 1980. Definitions for each of the Part I Offenses may be found in this book in the Table of Contents under the category entitled "Classification of Offenses."

JAN THRU DEC 80-79

PART I ARRESTS BY CHARGE AND AGENCY TYPE

06/02/81

	JUVENILE	ADULTS	TOTAL	MURDER	NEG MANSL	RAPE	FORCIBLE	ROBBERY	AGGRAV	BURGLARY	LARCENY	AUTO	THEFT
WEST VIRGINIA TOTAL	2899	8131	11030	121	34	174	436	1047	3201	5236	781		
CHANGE	40-	1140+	1100+	25+	16+	2-	7-	145+	2637	4339	719		
RURAL	1127	4121	5248	86	28	120	218	668	1943	1752	433		
CHANGE	1147	3533	4680	65	14	95	214	590	1703	1553	444		
SHERIFF'S	230	1314	1544	20	5	30	51	284	463	583	108		
CHANGE	293	1443	1736	24	3	40	86	312	491	674	106		
STATE POLICE	87	2807	2904	66	23	90	167	384	1480	1169	325		
CHANGE	834	2970	2944	41	11	55	128	278	1214	879	338		
MUNICIPAL	1772	4010	5782	35	6	54	218	379	1258	3484	348		
CHANGE	1792	3458	5250	31	4	81	229	312	932	3366	275		
BARBOUR CTY TOTAL	24	92	116	0	1	1	6	3	73	30	2		
CHANGE	26	37	63	0	0	0	2	45	6	10			
RURAL	15	79	94	0	1	1	6	3	70	13	8		
CHANGE	15	36	51	0	1+	1+	6+	1+	35+	7+	8-		
SHERIFF	1	10	11	0	0	0	2	2	5	2	0		
CHANGE	1	1	2	0	0	0	0	1	0	0	1		
STATE POLICE	14	69	83	0	1	1	4	1	65	11	0		
CHANGE	14	35	49	0	0	0	0	0	35	6	7		
MUNICIPAL	9	13	22	0	0	0	0	0	3	17	2		
CHANGE	11	1	12	0	0	0	0	0	10	0	2		
BELINGTON PD	0	1	1	0	0	0	0	0	0	0	0		
CHANGE	7	1	8	0	0	0	0	0	6	1+	2-		
PHILIPPI PD	9	12	21	0	0	0	0	0	3	16	2		
CHANGE	4	0	4	0	0	0	0	0	4	0	0		
	5+	12+	17+	0	0	0	0	0	1-	16+	2+		

JAN THRU DEC 80-79

06/02/81

PART I ARRESTS BY CHARGE AND AGENCY TYPE

	JUVENILE	ADULTS	GRAND TOTAL	MURDER	CRIMINAL HOMICIDE	FORCIBLE NEG MANSL	ROBBERY	AGGRAV ASSAULT	BURGLARY	LARCENY	AUTO THEFT
BERKELEY CITY	146	169	315	3	0	4	10	7	131	127	33
80	81	105	186	0	1	0	5	13	34	103	30
79	65+	64+	129+	3+	1-	4+	5+	6-	97+	24+	3+
CHANGE											
RURAL	52	99	151	2	0	3	9	6	85	27	19
80	31	62	93	0	1	0	5	10	27	42	8
79	21+	37+	58+	2+	1-	3+	4+	4-	58+	15-	11+
CHANGE											
SHERIFF	4	25	29	2	0	0	3	2	7	8	7
80	3	17	20	0	0	0	3	3	5	9	0
79	1+	8+	9+	2+	0	0	0	1-	2+	1-	7+
CHANGE											
STATE POLICE	48	74	122	0	0	3	6	4	78	19	12
80	28	45	73	0	1	3	7	22	33	8	8
79	20+	29+	49+	0	1-	3+	4+	3-	56+	14-	4+
CHANGE											
MUNICIPAL	94	70	164	1	0	1	1	1	46	100	14
80	50	43	93	0	0	0	3	7	61	9	22
79	44+	27+	71+	1+	0	1+	1+	2-	39+	39+	8-
CHANGE											
MARTINSBURG PD	94	70	164	1	0	1	1	1	46	100	14
80	50	43	93	0	0	0	0	3	61	9	22
79	44+	27+	71+	1+	0	1+	1+	2-	39+	39+	8-
CHANGE											
BOONE CITY	46	120	166	5	2	2	7	21	56	55	18
80	34	87	121	1	0	0	19	8	47	37	9
79	12+	33+	45+	4+	2+	2+	12-	13+	9+	18+	9+
CHANGE											
RURAL	46	116	162	5	2	2	7	20	56	52	18
80	33	77	110	1	0	0	18	8	44	30	9
79	13+	39+	52+	4+	2+	2+	11-	12+	12+	22+	9+
CHANGE											
SHERIFF	0	21	21	2	0	0	0	4	5	7	3
80	10	41	51	1	0	0	8	2	21	13	6
79	10-	20-	30-	1+	0	0	8-	2+	16-	6-	3-
CHANGE											
STATE POLICE	46	95	141	3	2	2	7	16	51	45	15
80	23	36	59	0	0	0	10	6	23	17	3
79	23+	59+	82+	3+	2+	2+	3-	10+	28+	28+	12+
CHANGE											
MUNICIPAL	0	4	4	0	0	0	0	1	0	3	0
80	1	10	11	0	0	0	0	1	0	7	0
79	1-	6-	7-	0	0	0	1-	1+	3-	4-	0
CHANGE											
MADISON PD	0	4	4	0	0	0	0	1	0	3	0
80	0	7	7	0	0	0	0	1	0	6	0
79	0	3-	3-	0	0	0	1-	1+	0	3-	0
CHANGE											

BERKELEY CITY

RURAL

SHERIFF

STATE POLICE

MUNICIPAL

MARTINSBURG PD

BOONE CITY

RURAL

SHERIFF

STATE POLICE

MUNICIPAL

MADISON PD

JAN THRU DEC 80-79

PART I ARRESTS BY CHARGE AND AGENCY TYPE

06/02/81

AGENCY	CHARGE	TOTAL	AGENCY TYPE													
			JUVENILE	ADULTS	GRAND TOTAL	CRIMINAL	HOMICIDE	FORCIBLE	ROBBERY	AGGRAV ASSAULT	BURGLARY	LARCENY	AUTO THEFT			
WHITESVILLE PD	80	0	0	0	0	0	0	0	0	0	0	0	0	0	0	0
	79	1	3	4	0	0	0	0	0	0	0	0	0	0	1	0
	CHANGE	1-	3-	4-	0	0	0	0	0	0	0	0	0	3-	1-	0
BRAXTON CTY	TOTAL	7	58	65	1	0	1	2	10	13	33	5	5	33	5	5
	80	4	23	27	1	0	1	5	6	5	27	6	6	27	6	6
	79	3+	35+	38+	0	0	0	1-	4+	8+	28+	1-	1-	28+	1-	1-
	CHANGE	3+	35+	38+	0	0	0	1-	4+	8+	28+	1-	1-	28+	1-	1-
RURAL	80	2	51	58	1	0	1	2	9	13	27	5	5	27	5	5
	79	2	16	18	1	0	1	3	5	5	11	2	2	11	2	2
	CHANGE	5+	35+	40+	0	0	0	1-	4+	8+	26+	3+	3+	26+	3+	3+
SHERIFF	80	1	9	10	1	0	0	0	2	4	2	1	1	2	1	1
	79	0	6	6	0	0	0	0	1	1	1	0	0	1	0	0
	CHANGE	1+	3+	4+	1+	0	0	0	1+	3+	2+	1+	1+	3+	2+	1+
STATE POLICE	80	6	42	48	0	0	1	2	7	9	25	4	4	25	4	4
	79	4+	10	12	1	0	0	0	4	4	11	2	2	11	2	2
	CHANGE	4+	32+	36+	1-	0	0	2+	3+	5+	24+	2+	2+	24+	2+	2+
MUNICIPAL	80	0	7	7	0	0	0	0	1	0	6	0	0	6	0	0
	79	2-	7	9	0	0	0	0	1	0	4	0	0	4	0	0
	CHANGE	2-	0	2-	0	0	0	0	0	0	2+	0	0	2+	0	0
GASSAWAY PD	80	0	3	3	0	0	0	0	1	0	2	0	0	2	0	0
	79	0	2	2	0	0	0	0	0	0	0	0	0	0	0	0
	CHANGE	0	1+	1+	0	0	0	0	1+	1+	2+	0	0	2+	0	0
SUTTON PD	80	0	2	2	0	0	0	0	0	0	2	0	0	2	0	0
	79	0	0	0	0	0	0	0	0	0	0	0	0	0	0	0
	CHANGE	0	2+	2+	0	0	0	0	0	0	2+	0	0	2+	0	0
BURNSVILLE PD	80	0	2	2	0	0	0	0	0	0	2	0	0	2	0	0
	79	2	5	7	0	0	0	0	1	0	4	0	0	4	0	0
	CHANGE	2-	3-	5-	0	0	0	0	1-	0	2-	0	0	2-	0	0
BROOKE CTY	TOTAL	6	27	33	0	0	1	2	3	13	14	0	0	14	0	0
	80	30	16	46	0	0	0	4	2	23	12	4	4	23	4	4
	79	24-	11+	13-	0	0	0	2-	1+	10-	2+	4-	4-	10-	2+	4-
	CHANGE	24-	11+	13-	0	0	0	2-	1+	10-	2+	4-	4-	10-	2+	4-
RURAL	80	0	10	10	0	0	1	1	3	4	1	0	0	4	1	0
	79	7-	11	18	0	0	0	1	2	9	4	1	1	9	4	1
	CHANGE	7-	1-	8-	0	0	0	1-	2+	5-	3-	1-	1-	5-	3-	1-
SHERIFF	80	0	9	9	0	0	1	1	2	4	1	0	0	4	1	0
	79	6-	7	13	0	0	0	2	1	5	1	0	0	5	1	0
	CHANGE	6-	2+	4-	0	0	0	1+	1	1-	3-	1-	1-	3-	1-	1-

JAN THRU DEC 80-79

06/02/81

PART I ARRESTS BY CHARGE AND AGENCY TYPE

AGENCY	CHARGE	TOTAL	AGENCY TYPE									
			JUVENILE	ADULTS	GRAND	HOMICIDE	ROBBERY	AGGRAV	BURGLARY	LARCENY	AUTO	THEFT
			MURDER	NEG	MANSL	RAPE	ROBBERY	AGGRAV	BURGLARY	LARCENY	AUTO	THEFT
STATE POLICE	80	1	0	0	0	0	0	0	0	0	0	0
	79	4	0	0	0	1	0	0	0	0	0	0
	CHANGE	1-	0	0	0	1-	0	0	0	0	0	0
MUNICIPAL	80	23	0	0	0	0	1	0	9	13	0	0
	79	28	0	0	0	0	2	1	14	8	3	3
	CHANGE	17-	0	0	0	0	1-	1-	5-	5+	3-	3-
FOLLANSBEE PD	80	0	0	0	0	0	0	0	0	0	0	0
	79	0	0	0	0	0	0	0	0	0	0	0
	CHANGE	0	0	0	0	0	0	0	0	0	0	0
WELLSBURG PD	80	20	0	0	0	0	1	0	6	13	0	0
	79	20	0	0	0	0	2	1	8	8	1	1
	CHANGE	11-	0	0	0	0	1-	1-	2-	5+	1-	1-
BETHANY PD	80	3	0	0	0	0	0	0	3	0	0	0
	79	2	0	0	0	0	0	0	6	0	0	0
	CHANGE	6-	0	0	0	0	0	0	3-	0	0	2-

 CABELL CTY TOTAL 365 709 1056 7 17 43 48 116 264 571 50
 79 235 645 938 38 135 156 309 244 509 42
 CHANGE 52+ 64+ 116+ 2+ 1+ 26- 10+ 78+ 62+ 8+

 RURAL 61 193 254 0 0 0 4 10 50 56 117 17
 79 46 207 253 1 1 4 4 53 26 149 12
 CHANGE 13+ 14- 1+ 4- 3- 30+ 32- 5+

 SHERIFF 42 143 185 0 0 3 4 46 43 83 6
 79 35 161 196 1 2 2 47 6 137 1
 CHANGE 7+ 18- 11- 1- 1- 37+ 54- 5+

 STATE POLICE 19 50 69 0 0 1 6 6 4 13 34 11
 79 11 46 57 0 0 6 2 6 12 20 11
 CHANGE 8+ 4+ 12+ 0 0 5- 4+ 2- 22+ 0

 MUNICIPAL 284 516 800 7 1 13 38 66 188 454 33
 79 297 438 685 4 0 35 82 160 360 30
 CHANGE 37+ 78+ 115+ 3+ 1+ 22- 4+ 16- 48+ 94+ 3+

 BARBOURSVILLE PD 21 11 32 0 0 0 2 4 6 10 8 8
 79 2 0 0 0 0 0 0 0 0 1 1
 CHANGE 19+ 11+ 30+ 0 0 2+ 4+ 7+ 7+ 7+

 HUNTINGTON PD 251 488 739 7 1 13 31 60 168 435 24
 79 240 418 658 4 0 35 32 77 346 25
 CHANGE 11+ 70+ 81+ 3+ 1+ 22- 1- 17- 33+ 89+ 5-

 MILTON PD 80 11 21 0 0 0 5 1 7 8 0 0
 79 6 10 0 0 0 1 0 2 7 1 0
 CHANGE 6+ 5+ 11+ 0 0 4+ 1+ 0 5+ 1+ 0 0

JAN THRU DEC 80-79

PART I ARRESTS BY CHARGE AND AGENCY TYPE

06/02/81

PAGE 5

	JUVENILE	ADULTS	TOTAL	MURDER	CRIMINAL	HOMICIDE	FORCIBLE	ROBBERY	AGGRAV	BURGLARY	LARCENY	AUTO	THEFT
MU SECURITY POLICE	2	6	8	0	0	0	0	0	1	3	3	1	1
79	1	14	15	0	0	0	0	1	5	3	6	0	0
CHANGE	1+	8-	7-	0	0	0	0	1-	4-	0	3-	0	1+

	JUVENILE	ADULTS	TOTAL	MURDER	CRIMINAL	HOMICIDE	FORCIBLE	ROBBERY	AGGRAV	BURGLARY	LARCENY	AUTO	THEFT
CALHOUN CTY	4	39	43	0	0	0	0	0	7	18	16	2	2
79	5	30	35	0	0	0	0	0	1	8	23	3	3
CHANGE	1-	9+	8+	0	0	0	0	0	6+	10+	7-	1-	1-

	JUVENILE	ADULTS	TOTAL	MURDER	CRIMINAL	HOMICIDE	FORCIBLE	ROBBERY	AGGRAV	BURGLARY	LARCENY	AUTO	THEFT
RURAL	4	39	43	0	0	0	0	0	7	18	16	2	2
79	5	30	35	0	0	0	0	0	1	8	23	3	3
CHANGE	1-	9+	8+	0	0	0	0	0	6+	10+	7-	1-	1-

	JUVENILE	ADULTS	TOTAL	MURDER	CRIMINAL	HOMICIDE	FORCIBLE	ROBBERY	AGGRAV	BURGLARY	LARCENY	AUTO	THEFT
SHERIFF	0	0	0	0	0	0	0	0	0	0	0	0	0
79	0	0	0	0	0	0	0	0	0	0	0	0	0
CHANGE	0	0	0	0	0	0	0	0	0	0	0	0	0

	JUVENILE	ADULTS	TOTAL	MURDER	CRIMINAL	HOMICIDE	FORCIBLE	ROBBERY	AGGRAV	BURGLARY	LARCENY	AUTO	THEFT
STATE POLICE	4	39	43	0	0	0	0	0	7	18	16	2	2
79	5	30	35	0	0	0	0	0	1	8	23	3	3
CHANGE	1-	9+	8+	0	0	0	0	0	6+	10+	7-	1-	1-

	JUVENILE	ADULTS	TOTAL	MURDER	CRIMINAL	HOMICIDE	FORCIBLE	ROBBERY	AGGRAV	BURGLARY	LARCENY	AUTO	THEFT
MUNICIPAL	0	0	0	0	0	0	0	0	0	0	0	0	0
79	0	0	0	0	0	0	0	0	0	0	0	0	0
CHANGE	0	0	0	0	0	0	0	0	0	0	0	0	0

	JUVENILE	ADULTS	TOTAL	MURDER	CRIMINAL	HOMICIDE	FORCIBLE	ROBBERY	AGGRAV	BURGLARY	LARCENY	AUTO	THEFT
GRANTSVILLE PD	0	0	0	0	0	0	0	0	0	0	0	0	0
79	0	0	0	0	0	0	0	0	0	0	0	0	0
CHANGE	0	0	0	0	0	0	0	0	0	0	0	0	0

	JUVENILE	ADULTS	TOTAL	MURDER	CRIMINAL	HOMICIDE	FORCIBLE	ROBBERY	AGGRAV	BURGLARY	LARCENY	AUTO	THEFT
CLAY CTY	28	77	105	1	0	0	0	6	18	38	33	8	8
79	10	52	62	1	0	0	0	3	11	34	27	5	5
CHANGE	18+	25+	43+	0	0	0	0	3+	7+	4+	26+	3+	3+

	JUVENILE	ADULTS	TOTAL	MURDER	CRIMINAL	HOMICIDE	FORCIBLE	ROBBERY	AGGRAV	BURGLARY	LARCENY	AUTO	THEFT
RURAL	28	77	105	1	0	0	0	6	18	38	33	8	8
79	10	52	62	1	0	0	0	3	11	34	27	5	5
CHANGE	18+	25+	43+	0	0	0	0	3+	7+	4+	26+	3+	3+

	JUVENILE	ADULTS	TOTAL	MURDER	CRIMINAL	HOMICIDE	FORCIBLE	ROBBERY	AGGRAV	BURGLARY	LARCENY	AUTO	THEFT
SHERIFF	0	0	0	0	0	0	0	0	0	0	0	0	0
79	0	2	2	0	0	0	0	0	0	0	0	0	0
CHANGE	0	2-	2-	0	0	0	0	0	0	0	0	0	0

	JUVENILE	ADULTS	TOTAL	MURDER	CRIMINAL	HOMICIDE	FORCIBLE	ROBBERY	AGGRAV	BURGLARY	LARCENY	AUTO	THEFT
STATE POLICE	28	77	105	1	0	0	0	6	18	38	33	8	8
79	10	50	60	1	0	0	0	3	11	34	27	5	5
CHANGE	18+	27+	45+	0	0	0	0	3+	7+	4+	26+	3+	3+

	JUVENILE	ADULTS	TOTAL	MURDER	CRIMINAL	HOMICIDE	FORCIBLE	ROBBERY	AGGRAV	BURGLARY	LARCENY	AUTO	THEFT
MUNICIPAL	0	0	0	0	0	0	0	0	0	0	0	0	0
79	0	0	0	0	0	0	0	0	0	0	0	0	0
CHANGE	0	0	0	0	0	0	0	0	0	0	0	0	0

AGENCY	TOTAL	GRAND	CRIMINAL	HOMICIDE	FORCIBLE	ROBBERY	AGGRAV	BURGLARY	LARCENY	AUTO	THEFT

CLAY PD	80	0	0	0	0	0	0	0	0	0	0
79	0	0	0	0	0	0	0	0	0	0	0
CHANGE	0	0	0	0	0	0	0	0	0	0	0

DODDRIDGE CTY TOTAL	80	14	17	0	2	0	5	6	3	1	1
79	4	53	57	0	2	0	5	6	3	1	1
CHANGE	1-	39-	40-	1-	2+	0	2+	35-	10	17-	1-

RURAL	80	1	15	0	2	0	5	4	3	1	1
79	4	53	57	1	0	0	3	41	10	7-	1-
CHANGE	3-	39-	42-	1-	2+	0	2+	37-	7-	1-	1-

SHERIFF	80	1	5	0	0	0	0	4	0	1	1
79	4	0	4	0	0	0	0	4	0	0	0
CHANGE	3-	4+	1+	0	0	0	0	0	0	0	1+

STATE POLICE	80	0	10	0	2	0	5	0	3	0	0
79	0	53	53	1	0	0	3	37	10	7-	2-
CHANGE	0	43-	43-	1-	2+	0	2+	37-	7-	2-	2-

MUNICIPAL	80	2	2	0	0	0	0	2	0	0	0
79	0	0	0	0	0	0	0	0	0	0	0
CHANGE	2+	0	2+	0	0	0	0	2+	0	0	0

WEST UNION PD	80	2	2	0	0	0	0	2	0	0	0
79	0	0	0	0	0	0	0	0	0	0	0
CHANGE	2+	0	2+	0	0	0	0	2+	0	0	0

FAYETTE CTY TOTAL	80	101	413	3	15	12	78	89	181	30	30
79	72	316	388	4	1	29	67	80	179	23	23
CHANGE	29+	4-	25+	1+	10+	17-	11+	9+	2+	7+	7+

RURAL	80	58	276	5	15	11	69	67	85	21	21
79	38	198	256	4	5	26	61	64	80	15	15
CHANGE	20+	20+	40+	1+	10+	15-	8+	3+	25+	6+	6+

SHERIFF	80	29	135	2	5	0	57	40	50	7	7
79	23	159	164	2	5	20	54	36	51	13	13
CHANGE	6+	24-	18-	0	2+	20-	3+	4+	1-	6-	6-

STATE POLICE	80	29	83	3	10	11	12	27	35	14	14
79	15	39	54	2	9	6	7	28	36	12	12
CHANGE	14+	44+	58+	1+	10+	5+	5+	1-	26+	12+	12+

MUNICIPAL	80	43	94	0	0	1	9	22	96	9	9
79	34	118	152	0	0	3	6	16	119	8	8
CHANGE	9+	24-	15-	0	0	2-	3+	6+	23-	1+	1+

PART I ARRESTS BY CHARGE AND AGENCY TYPE

AGENCY	CHARGE	JUVENILE	ADULTS	TOTAL	MURDER	CRIMINAL	HOMICIDE	FORCIBLE	ROBBERY	AGGRAV	BURGLARY	LARCENY	AUTO	THEFT
ANSTED PD	80	0	0	0	0	0	0	0	0	0	0	0	0	0
	79	0	0	0	0	0	0	0	0	0	0	0	0	0
CHANGE														
FAYETTEVILLE PD	80	0	1	1	0	0	0	0	0	0	1	0	0	0
	79	2	4	6	0	0	0	0	0	1	2	0	0	0
CHANGE														
MONTGOMERY PD	80	22	36	58	0	0	0	0	1	1	5	46	5	5
	79	10	49	59	0	0	0	0	0	4	4	46	5	5
CHANGE														
MOUNT HOPE PD	80	1	2	3	0	0	0	0	0	0	3	0	0	0
	79	0	0	0	0	0	0	0	0	0	0	0	0	0
CHANGE														
OAK HILL PD	80	20	54	74	0	0	0	0	0	8	13	49	4	4
	79	22	65	87	0	0	0	0	3	1	8	72	3	3
CHANGE														
MEADOW BRIDGE PD	80	0	0	0	0	0	0	0	0	0	0	0	0	0
	79	0	0	0	0	0	0	0	0	0	0	0	0	0
CHANGE														
SMITHERS PD	80	0	0	0	0	0	0	0	0	0	0	0	0	0
	79	0	0	0	0	0	0	0	0	0	0	0	0	0
CHANGE														
PAX PD	80	0	0	0	0	0	0	0	0	0	0	0	0	0
	79	0	0	0	0	0	0	0	0	0	0	0	0	0
CHANGE														
W VA TECH SECURITY	80	0	1	1	0	0	0	0	0	0	0	1	0	0
	79	0	2	2	0	0	0	0	0	0	1	0	0	0
CHANGE														
GILMER CTY TOTAL	80	5	21	26	0	0	0	0	1	3	19	2	0	0
	79	0	18	18	0	0	0	0	0	2	0	8	5	5
CHANGE														
RURAL	80	3	18	21	0	0	0	0	0	2	16	2	0	0
	79	0	18	18	0	0	0	0	0	2	12	6	5	5
CHANGE														
SHERIFF	80	0	2	2	0	0	0	0	0	0	2	0	0	0
	79	0	4	4	0	0	0	0	0	0	0	3	3	3
CHANGE														
STATE POLICE	80	3	16	19	0	0	0	0	1	2	14	2	0	0
	79	0	12	12	0	0	0	0	1	0	12	3	2	2
CHANGE														

JAN THRU DEC 80-79

PART I ARRESTS BY CHARGE AND AGENCY TYPE

06/02/81

	MUNICIPAL		JUVENILE		ADULTS	GRAND TOTAL	MURDER	CRIMINAL	HOMICIDE	FORCIBLE	ROBBERY	AGGRAV ASSAULT	BURGLARY	LARCENY	AUTO THEFT
	80	79	2	3											
CHANGE	0	0	2+	3+	0	5	0	0	0	0	1	1	3	0	0
GLENVILLE PD	80	79	2	2	0	4	0	0	0	0	1	0	3	0	0
CHANGE	0	0	2+	2+	0	4+	0	0	0	0	1+	0	3+	0	0
GLENVILLE ST SECURITY	80	79	0	1	0	1	0	0	0	0	0	1	0	0	0
CHANGE	0	0	0	1+	0	1+	0	0	0	0	0	1+	0	0	0

GRANT CTY															

RURAL															

SHERIFF															

STATE POLICE															

MUNICIPAL															

PETERSBURG PD															

BAYARD PD															

GREENBRIER CTY TOTAL															

RURAL															

TOTAL	80	79	12	21	33	0	0	0	0	0	0	0	23	9	0
CHANGE	0	0	6+	19	25	1	1	0	0	0	0	1	14	7	2
RURAL	80	79	11	19	30	0	0	0	0	0	0	0	20	9	0
CHANGE	0	0	5+	18	24	1	1	0	0	0	0	1	14	6	2
SHERIFF	80	79	0	1	1	0	0	0	0	0	0	0	0	1	0
CHANGE	0	0	0	6	6	1	0	0	0	0	0	1	1	2	1
STATE POLICE	80	79	11	18	29	0	0	0	0	0	0	0	20	8	1
CHANGE	0	0	5+	12	18	0	0	0	0	0	0	0	13	4	1
MUNICIPAL	80	79	1	2	3	0	0	0	0	0	0	0	3	0	0
CHANGE	0	0	1+	1	2	0	0	0	0	0	0	0	0	1	0
PETERSBURG PD	80	79	1	2	3	0	0	0	0	0	0	0	3	0	0
CHANGE	0	0	1+	1	2	0	0	0	0	0	0	0	0	1	0
BAYARD PD	80	79	0	0	0	0	0	0	0	0	0	0	0	0	0
CHANGE	0	0	0	0	0	0	0	0	0	0	0	0	0	0	0
GREENBRIER CTY TOTAL	80	79	18	45	63	1	1	2	0	0	3	15	28	13	0
CHANGE	0	0	9+	23	32	1	1	2	0	0	3	10	18	10	0
RURAL	80	79	15	37	50	1	0	2	0	0	3	14	25	5	0
CHANGE	0	0	6+	22	29	0	0	0	0	0	0	8	16	3	0

JAN THRU DEC 80-79

PART I ARRESTS BY CHARGE AND AGENCY TYPE

06/02/81

AGENCY	CHARGE	ADULTS		TOTAL	AGENCY TYPE							BURGLARY	LARCENY	AUTO THEFT
		JUVENILE	ADULTS		CRIMINAL	HOMICIDE	FORCIBLE	ROBBERY	AGGRAV ASSAULT	RAPE				
SHERIFF	80	0	0	0	0	0	0	0	0	0	0	0	0	0
	79	0	0	0	0	0	0	0	0	0	0	0	0	0
CHANGE		0	0	0	0	0	0	0	0	0	0	0	0	0
STATE POLICE	80	13	37	50	1	0	2	0	0	0	3	14	25	5
	79	6+	22	29	1+	0	0	2+	0	0	3+	6+	18	3
CHANGE		6+	15+	21+	1+	0	0	0	0	0	0	0	7+	2+
MUNICIPAL	80	5	8	13	0	1	0	0	0	0	0	1	3	8
	79	3+	8+	11+	0	0	0	0	0	0	0	1-	0	0
CHANGE		3+	8+	11+	0	0	0	0	0	0	0	0	3+	8+
LEWISBURG PD	80	0	1	1	0	0	0	0	0	0	0	0	0	1
	79	0	0	0	0	0	0	0	0	0	0	0	0	0
CHANGE		0	1+	1+	0	0	0	0	0	0	0	0	0	1+
RAINELLE PD	80	0	4	4	0	0	0	0	0	0	0	1	3	0
	79	0	0	0	0	0	0	0	0	0	0	0	0	0
CHANGE		0	4+	4+	0	0	0	0	0	0	0	1+	3+	0
RONCEVERTE PD	80	0	1	1	0	1	0	0	0	0	0	0	0	0
	79	2-	1+	1-	0	0	0	0	0	0	0	2-	0	0
CHANGE		2-	1+	1-	0	0	0	0	0	0	0	2-	0	0
WHITE SULPHUR SPRINGS PD	80	5	2	7	0	0	0	0	0	0	0	0	0	7
	79	5+	0	0	0	0	0	0	0	0	0	0	0	0
CHANGE		5+	2+	7+	0	0	0	0	0	0	0	0	0	7+
QUINHOOD PD	80	0	0	0	0	0	0	0	0	0	0	0	0	0
	79	0	0	0	0	0	0	0	0	0	0	0	0	0
CHANGE		0	0	0	0	0	0	0	0	0	0	0	0	0
RUPERT PD	80	0	0	0	0	0	0	0	0	0	0	0	0	0
	79	0	0	0	0	0	0	0	0	0	0	0	0	0
CHANGE		0	0	0	0	0	0	0	0	0	0	0	0	0

HAMPSHIRE CITY TOTAL		24	51	75	0	2	2	2	3	4	31	29	29	4
CHANGE	80	29	63	92	0	1	0	0	0	2	37	46	6	4
	79	5-	12-	17-	0	1+	2+	3+	2+	2+	6-	17-	2-	2-
CHANGE		5-	12-	17-	0	1+	2+	3+	2+	2+	6-	17-	2-	2-

RURAL	80	24	51	75	0	2	2	3	4	31	29	29	4	4
	79	29	63	92	0	1+	0	0	0	2	37	46	6	2-
CHANGE		5-	12-	17-	0	1+	2+	3+	2+	6-	17-	2-	2-	2-
SHERIFF	80	8	15	23	0	0	0	0	0	2	12	8	1	1
	79	17	30	47	0	0	0	0	0	2	12	32	1	0
CHANGE		9-	15-	24-	0	0	0	0	0	0	0	24-	0	0
STATE POLICE	80	16	36	52	0	2	2	3	2	2	19	21	3	3
	79	12	33	45	0	1	0	0	0	2	25	16	7+	2-
CHANGE		4+	3+	7+	0	1+	2+	3+	2	0	6-	7+	2-	2-

JAN THRU DEC 80-79

PART I ARRESTS BY CHARGE AND AGENCY TYPE

06/02/81

PAGE 10
CRIMINAL HOMICIDE FORCIBLE ROBBERY AGGRAV BURGLARY LARCENY AUTO
MURDER NEG MANSL RAPE ASSAULT THEFT

AGENCY	ADULTS	JUVENILE	TOTAL	MURDER	NEG MANSL	RAPE	FORCIBLE	ROBBERY	AGGRAV ASSAULT	BURGLARY	LARCENY	AUTO THEFT
MUNICIPAL	0	0	0	0	0	0	0	0	0	0	0	0
CHANGE	0	0	0	0	0	0	0	0	0	0	0	0
ROMNEY PD	0	0	0	0	0	0	0	0	0	0	0	0
CHANGE	0	0	0	0	0	0	0	0	0	0	0	0

AGENCY	ADULTS	JUVENILE	TOTAL	MURDER	NEG MANSL	RAPE	FORCIBLE	ROBBERY	AGGRAV ASSAULT	BURGLARY	LARCENY	AUTO THEFT
HANCOCK CTY	37	165	202	0	1	16	20	41	106	18	18	18
CHANGE	58	176	234	3	1	11	16	55	136	12	12	12
RURAL	21-	11-	32-	3-	0	5+	4+	14-	30-	6+	6+	6+
CHANGE	11-	11-	22-	3-	0	5+	4+	14-	30-	6+	6+	6+

AGENCY	ADULTS	JUVENILE	TOTAL	MURDER	NEG MANSL	RAPE	FORCIBLE	ROBBERY	AGGRAV ASSAULT	BURGLARY	LARCENY	AUTO THEFT
SHERIFF	6	55	61	0	0	7	12	20	17	17	5	5
CHANGE	4-	14-	18-	3-	1-	4+	1+	5-	14-	14-	0	0

AGENCY	ADULTS	JUVENILE	TOTAL	MURDER	NEG MANSL	RAPE	FORCIBLE	ROBBERY	AGGRAV ASSAULT	BURGLARY	LARCENY	AUTO THEFT
STATE POLICE	0	0	0	0	0	0	0	0	0	0	0	0
CHANGE	0	1-	1-	0	0	0	0	0	0	0	1-	0

AGENCY	ADULTS	JUVENILE	TOTAL	MURDER	NEG MANSL	RAPE	FORCIBLE	ROBBERY	AGGRAV ASSAULT	BURGLARY	LARCENY	AUTO THEFT
MUNICIPAL	31	110	141	0	1	9	8	21	89	13	13	13
CHANGE	48	107	155	0	0	8	5	30	105	7	7	7
CHESTER PD	17-	3+	14-	0	1+	1+	3+	9-	16-	6+	6+	6+
CHANGE	2	2	4	0	0	0	0	0	0	0	0	0

AGENCY	ADULTS	JUVENILE	TOTAL	MURDER	NEG MANSL	RAPE	FORCIBLE	ROBBERY	AGGRAV ASSAULT	BURGLARY	LARCENY	AUTO THEFT
WEIRTON PD	29	106	135	0	1	9	8	18	86	13	13	13
CHANGE	39	105	144	0	0	6	5	24	102	7	7	7
NEW CUMBERLAND PD	10-	1+	9-	0	1+	3+	3+	6-	16-	6+	6+	6+
CHANGE	0	2	2	0	0	0	0	0	0	0	2	0

AGENCY	ADULTS	JUVENILE	TOTAL	MURDER	NEG MANSL	RAPE	FORCIBLE	ROBBERY	AGGRAV ASSAULT	BURGLARY	LARCENY	AUTO THEFT
HARDY CTY	6	20	26	0	0	2	3	9	10	2	2	2
CHANGE	7	12	19	1	0	0	0	0	0	0	0	0
RURAL	1-	8+	7+	1-	0	2+	0	0	0	0	0	0
CHANGE	1-	8+	7+	1-	0	2+	0	0	0	0	0	0

AGENCY	ADULTS	JUVENILE	TOTAL	MURDER	NEG MANSL	RAPE	FORCIBLE	ROBBERY	AGGRAV ASSAULT	BURGLARY	LARCENY	AUTO THEFT
RURAL	1	20	21	0	0	2	3	9	7	7	0	0
CHANGE	6	10	16	1	1-	0	2	9	3	3	0	0
CHANGE	5-	10+	5+	1-	0	2+	1+	0	0	0	4+	0

JAN THRU DEC 80-79

PAGE 11

06/02/81

PART I ARRESTS BY CHARGE AND AGENCY TYPE
 GRAND CRIMINAL HOMICIDE FORCIBLE ROBBERY AGGRAV BURGLARY LARCENY AUTO
 JUVENILE ADULTS MURDER MEG MANSL RAPE ASSAULT THEFT

AGENCY	CHARGE	80	79	CHANGE	TOTAL	MURDER	MEG	MANSL	RAPE	ROBBERY	AGGRAV ASSAULT	BURGLARY	LARCENY	AUTO THEFT
SHERIFF	80	12	5	7+	17	0	0	0	0	2	1	2	5	0
	79	0	0	0	0	0	0	0	0	0	2+	0	3+	0
	CHANGE	0	0	7+	7+	0	0	0	0	2	1	2	3+	0
STATE POLICE	80	8	9	1+	17	0	0	0	0	0	0	7	2	0
	79	6	5	11	11	1	1	0	0	0	1	7	1	0
	CHANGE	5-	3+	1-	1-	0	0	0	0	0	1-	0	1+	0
MUNICIPAL	80	3	0	3	3	0	0	0	0	0	0	0	3	2
	79	1	2	2-	3	0	0	0	0	0	1	0	2	0
	CHANGE	4+	2-	0	2+	0	0	0	0	0	1-	0	1+	2+
MOOREFIELD PD	80	5	0	5	5	0	0	0	0	0	0	0	3	2
	79	1	2	3	3	0	0	0	0	0	1	0	2	0
	CHANGE	4+	2-	0	2+	0	0	0	0	0	1-	0	1+	2+
WARDENSVILLE PD	80	0	0	0	0	0	0	0	0	0	0	0	0	0
	79	0	0	0	0	0	0	0	0	0	0	0	0	0
	CHANGE	0	0	0	0	0	0	0	0	0	0	0	0	0
HARRISON CTY	TOTAL	59	325	384	384	1	1	0	2	11	19	92	251	8
	80	53	260	313	313	1	1	0	1	10	51	231	231	6
	79	6+	65+	71+	71+	0	0	0	1	1	41+	61+	20+	0
	CHANGE	0	0	0	0	0	0	0	0	0	0	0	0	0
RURAL	80	21	95	116	116	0	0	0	0	4	15	52	40	5
	79	20	56	76	76	1	1	1	1	5	4	33	30	1
	CHANGE	1+	39+	40+	40+	1-	1-	1-	1-	1-	11+	19+	10+	4+
SHERIFF	80	0	2	2	2	0	0	0	0	0	0	0	2	0
	79	1	1	2-	2-	0	0	0	0	1	0	2	1	0
	CHANGE	1-	1-	0	0	0	0	0	0	1-	0	2-	1+	0
STATE POLICE	80	21	93	114	114	0	0	0	0	4	15	52	38	5
	79	19	53	72	72	1	1	1	1	4	4	31	29	1
	CHANGE	2+	40+	42+	42+	1-	1-	1-	1-	0	11+	21+	9+	4+
MUNICIPAL	80	38	230	268	268	1	0	0	2	7	4	60	211	3
	79	33	204	237	237	0	0	0	1	4	6	18	201	7
	CHANGE	5+	26+	31+	31+	1+	0	0	1+	3+	2-	22+	10+	4-
BRIDGEPORT PD	80	10	87	97	97	0	0	0	0	0	0	0	97	0
	79	2	59	61	61	0	0	0	0	0	0	1	60	0
	CHANGE	8+	28+	36+	36+	0	0	0	0	0	0	1-	37+	0
CLARKSBURG PD	80	12	111	123	123	1	0	0	2	7	0	19	94	0
	79	11	121	132	132	0	0	0	0	0	2	7	118	5
	CHANGE	1+	10-	9-	9-	1+	0	0	2+	7+	2-	12+	24-	5-
SALEM PD	80	4	20	24	24	0	0	0	0	0	1	10	12	1
	79	7	16	23	23	0	0	0	1	0	2	2	16	2
	CHANGE	3-	4+	1+	1+	0	0	0	1-	0	1-	8+	4-	1-

JAN THRU DEC 80-79

06/02/81

PART I ARRESTS BY CHARGE AND AGENCY TYPE

AGENCY	CHARGE	JUVENILE	ADULTS	TOTAL	AGENCY TYPE													
					MURDER	CRIMINAL	HOMICIDE	FORCIBLE	ROBBERY	AGGRAV	BURGLARY	LARCENY	AUTO	THEFT				
SHINNSTON PD	80	4	0	4	0	0	0	0	0	0	0	0	0	0	0	0	0	0
	79	0	0	0	0	0	0	0	0	0	0	0	0	0	0	0	0	0
	CHANGE	4+	0	4+	0	0	0	0	0	0	0	0	0	0	0	0	0	0
STONEMOOD PD	80	0	4	4	0	0	0	0	0	0	3	0	0	1	0	0	0	0
	79	5	2	7	0	0	0	0	0	0	0	4	0	3	0	0	0	0
	CHANGE	5-	2+	3-	0	0	0	0	0	0	3+	4-	0	2-	0	0	0	0
ANMOORE PD	80	1	0	1	0	0	0	0	0	0	0	1	0	0	0	0	0	0
	79	4	2	6	0	0	0	0	0	2	0	4	0	4	0	0	0	0
	CHANGE	3-	2-	5-	0	0	0	0	0	2-	1+	4-	0	0	0	0	0	0
NUTTER FORT PD	80	7	7	14	0	0	0	0	0	0	0	6	6	6	2	0	0	0
	79	4	4	8	0	0	0	0	4	0	0	4	0	0	0	0	0	0
	CHANGE	3+	3+	6+	0	0	0	0	4-	0	0	2+	6+	2+	0	0	0	0
LUMBERPORT PD	80	0	1	1	0	0	0	0	0	0	0	0	0	1	0	0	0	0
	79	0	0	0	0	0	0	0	0	0	0	0	0	0	0	0	0	0
	CHANGE	0	1+	1+	0	0	0	0	0	0	0	0	0	1+	0	0	0	0
LOST CREEK PD	80	0	0	0	0	0	0	0	0	0	0	0	0	0	0	0	0	0
	79	0	0	0	0	0	0	0	0	0	0	0	0	0	0	0	0	0
	CHANGE	0	0	0	0	0	0	0	0	0	0	0	0	0	0	0	0	0
WEST MILFORD PD	80	0	0	0	0	0	0	0	0	0	0	0	0	0	0	0	0	0
	79	0	0	0	0	0	0	0	0	0	0	0	0	0	0	0	0	0
	CHANGE	0	0	0	0	0	0	0	0	0	0	0	0	0	0	0	0	0

JACKSON CITY																			
TOTAL	80	79	CHANGE	24	50	74	0	1	1	1	1	1	0	0	0	6	31	33	2
RURAL	14	34	48	1	1	1	1	1	1	1	1	1	1	0	0	3	23	19	1
SHERIFF	0	12	12	0	0	0	0	0	0	0	0	0	0	0	0	1	3	8	0
STATE POLICE	14	22	36	0	1	1	1	1	1	1	1	1	0	0	2	20	11	11	1
MUNICIPAL	10	16	26	0	0	0	0	0	0	0	0	0	0	0	3	17+	0	0	2-
RAVENSMOOD PD	6	16	22	0	0	0	0	0	0	0	0	0	0	0	3	5	13	1	1
CHANGE	1-	7+	6+	0	0	0	0	0	0	0	0	0	0	0	0	3+	1+	6+	4-

AGENCY	80	79	CHANGE	JUVENILE	ADULTS	GRAND TOTAL	MURDER	NEG MANSL	FORCIBLE RAPE	ROBBERY	AGGRAV ASSAULT	BURGLARY	LARCENY	AUTO THEFT
SHERIFF	46	130	176	4	4	0	0	11	8	21	46	58	28	
CHANGE	22	136	158	4	4	0	0	14	12	18	47	42	21	
	24+	6-	18+	0	0	0	0	3-	4-	3+	1-	16+	7+	
STATE POLICE	178	464	642	14	2	2	2	8	34	49	310	171	54	
CHANGE	126	231	357	2	1	1	1	4	33	25	158	84	49	
	52+	233+	285+	12+	4+	4+	4+	4+	1+	23+	152+	87+	5+	
MUNICIPAL	402	955	1357	12	3	9	3	9	61	99	269	844	60	
CHANGE	507	837	1344	13	4	17	4	17	68	49	193	965	35	
	105-	118+	13+	1-	1-	8-	1-	8-	7-	50+	76+	121-	25+	
BELLE PD	0	0	0	0	0	0	0	0	0	0	0	0	0	
CHANGE	0	0	0	0	0	0	0	0	0	0	0	0	0	
	0	0	0	0	0	0	0	0	0	0	0	0	0	
CHARLESTON PD	268	751	1019	11	3	7	3	7	54	87	150	654	53	
CHANGE	87-	623	978	12	4	15	4	15	60	46	130	686	25	
	23	56	79	0	0	1	0	1	1	5	40	30	2	
DUNBAR PD	7	6	9	1	0	0	0	0	0	0	4	4	0	
CHANGE	20+	50+	70+	1-	0	1+	0	1+	1+	5+	36+	26+	2+	
NITRO PD	7	8	15	0	0	0	0	0	0	0	7	8	0	
CHANGE	0	3+	13+	0	0	0	0	0	0	0	6+	0	0	
	53	92	145	0	0	1	0	1	4	1	20	118	1	
ST ALBANS PD	100	117	217	0	0	2	0	2	1	1	13	200	0	
CHANGE	47-	25-	72-	0	0	1-	0	1-	3+	0	7+	82-	1+	
SOUTH CHARLESTON PD	42	32	74	1	0	0	0	0	2	6	34	28	3	
CHANGE	28	57	85	0	0	0	0	0	7	1	19	57	1	
	14+	25-	11-	1+	0	0	0	0	5-	5+	15+	29-	2+	
CHESAPEAKE PD	2	8	10	0	0	0	0	0	0	0	7	2	1	
CHANGE	4	8	12	0	0	0	0	0	0	0	7	2	3	
	2-	0	2-	0	0	0	0	0	0	0	0	0	2-	
MARMET PD	1	0	1	0	0	0	0	0	0	0	1	0	0	
CHANGE	79	0	3	0	0	0	0	0	0	0	1	0	0	
	2-	0	2-	0	0	0	0	0	0	0	0	0	0	
EAST BANK PD	1	1	2	0	0	0	0	0	0	0	2	0	0	
CHANGE	0	2	2	0	0	0	0	0	0	0	1+	0	1	
	1+	1-	0	0	0	0	0	0	0	0	1+	0	1-	
GLASGOW PD	0	0	0	0	0	0	0	0	0	0	0	0	0	
CHANGE	79	2	5	0	0	0	0	0	0	0	0	0	0	
	3-	2-	5-	0	0	0	0	0	0	0	2-	3-	0	

JAN THRU DEC 80-79

PART I ARRESTS BY CHARGE AND AGENCY TYPE
JUVENILE ADULTS GRAND CRIMINAL HOMICIDE FORCIBLE ROBBERY AGGRAV BURGULARY LARCENY AUTO
TOTAL MURDER MEG MANSL RAPE ASSAULT

06/02/81

AGENCY	80	79	CHANGE	JUVENILE	ADULTS	GRAND	CRIMINAL	HOMICIDE	FORCIBLE	ROBBERY	AGGRAV	BURGULARY	LARCENY	AUTO	THEFT
CLENDENIN PD	0	4	4	0	0	0	0	0	0	0	0	0	1	3	0
CHANGE	0	1-	1-	0	0	0	0	0	0	0	0	1-	1+	0	0
CEDAR GROVE PD	0	1	1	0	0	0	0	0	0	0	0	1	0	0	0
CHANGE	2-	2-	4-	0	0	0	0	0	0	0	0	2-	0	2-	0
PRATT PD	5	2	7	0	0	0	0	0	0	0	0	7	0	0	0
CHANGE	5+	6-	1-	0	0	0	0	0	0	0	0	1-	0	0	0
HANDLEY PD	0	0	0	0	0	0	0	0	0	0	0	0	0	0	0
CHANGE	0	0	0	0	0	0	0	0	0	0	0	0	0	0	0
W VA ST COLLEGE SECURITY	0	0	0	0	0	0	0	0	0	0	0	0	0	0	0
CHANGE	2-	1-	3-	0	0	0	0	0	0	0	0	3-	0	0	0

LEWIS CTY TOTAL 28 30 2 2 0 0 0 0 0 0 0 0 0 0 0 0
 79 40 52 0 0 0 0 0 0 0 0 0 0 0 0 0
 CHANGE 10- 12- 2+ 2- 7- 0 18- 16+ 1-

AGENCY	80	79	CHANGE	JUVENILE	ADULTS	GRAND	CRIMINAL	HOMICIDE	FORCIBLE	ROBBERY	AGGRAV	BURGULARY	LARCENY	AUTO	THEFT
RURAL	2	23	25	2	0	0	0	0	0	2	1	3	15	2	0
CHANGE	10-	15-	25-	2+	0	0	0	0	0	7-	0	18-	1-	3	1-
SHERIFF	4	9	26	0	0	0	0	0	0	0	0	1	8	0	0
CHANGE	4-	13-	17-	0	0	0	0	0	0	4-	1-	10	11	0	0
STATE POLICE	2	16	16	2	0	0	0	0	0	2	1	2	7	2	0
CHANGE	6-	2-	8-	2+	0	0	0	0	0	3-	0	11	5	3	1-
MUNICIPAL	0	5	5	0	0	0	0	0	0	0	0	0	5	0	0
CHANGE	0	3+	3+	0	0	0	0	0	0	0	0	0	0	0	0
WESTON PD	0	5	5	0	0	0	0	0	0	0	0	0	5	0	0
CHANGE	0	3+	3+	0	0	0	0	0	0	0	0	0	0	0	0

LINCOLN CTY TOTAL 34 70 104 5 0 6 3 15 56 11 8
 79 35 88 1 0 2 4 4 48 19 10
 CHANGE 1- 17+ 16+ 4+ 0 4+ 1- 11+ 8+ 8- 2-

JAN THRU DEC 80-79

PAGE 16

06/02/81

PART I ARRESTS BY CHARGE AND AGENCY TYPE		CRIMINAL TYPE										AGGRAVATED		LARCENY		AUTO THEFT	
ADULTS		GRAND TOTAL	MURDER	CRIMINAL	HOMICIDE	FORCIBLE	ROBBERY	AGGRAVATED	BURGLARY	LARCENY	AUTO	THEFT					
JUVENILE	ADULTS	TOTAL	MURDER	CRIMINAL	HOMICIDE	FORCIBLE	ROBBERY	AGGRAVATED	BURGLARY	LARCENY	AUTO	THEFT					
RURAL	80	32	59	101	5	0	6	3	15	56	8	8					
	79	32	53	85	1	0	2	4	4	47	17	10					
	CHANGE	0	16+	16+	4+	0	4+	1-	11+	9+	9-	2-					
SHERIFF	80	0	0	0	0	0	0	0	0	0	0	0					
	79	0	3	3	0	0	2-	0	1	0	0	0					
	CHANGE	0	3-	3-	0	0	2-	0	1-	0	0	0					
STATE POLICE	80	32	69	101	5	0	6	3	15	56	8	8					
	79	32	50	82	1	0	0	4	3	47	17	10					
	CHANGE	0	19+	19+	4+	0	6+	1-	12+	9+	9-	2-					
MUNICIPAL	80	2	1	3	0	0	0	0	0	0	3	0					
	79	3	0	3	0	0	0	0	0	1	2	0					
	CHANGE	1-	1+	0	0	0	0	0	0	1-	1+	0					
HAMLIN PD	80	2	1	3	0	0	0	0	0	0	3	0					
	79	3	0	3	0	0	0	0	0	1	2	0					
	CHANGE	1-	1+	0	0	0	0	0	0	1-	1+	0					
LOGAN CITY	80	17	207	224	3	1	6	10	38	72	75	19					
	79	46	152	198	2	0	5	9	27	59	79	17					
	CHANGE	29-	55+	26+	1+	1+	1+	1+	11+	13+	4-	2+					
RURAL	80	8	198	206	3	1	6	9	38	65	65	19					
	79	39	139	178	2	0	1+	8	25	56	68	14					
	CHANGE	31-	59+	28+	1+	1+	1+	1+	13+	9+	3-	5+					
SHERIFF	80	2	26	28	0	0	0	0	4	9	14	1					
	79	5	50	55	1	0	0	1	2	5	24	2					
	CHANGE	3-	4-	7-	1-	0	0	1-	2+	4+	10-	1-					
STATE POLICE	80	6	172	178	3	1	6	9	34	56	51	18					
	79	34	109	143	1	0	5	7	23	51	46	12					
	CHANGE	28-	63+	35+	2+	1+	1+	2+	11+	5+	7+	6+					
MUNICIPAL	80	9	9	18	0	0	0	1	0	7	10	0					
	79	7	13	20	0	0	0	1	2	3	11	3					
	CHANGE	2+	4-	2-	0	0	0	0	2-	4+	1-	3-					
LOGAN PD	80	0	0	0	0	0	0	0	0	0	0	0					
	79	0	5	5	0	0	0	0	1	0	3	1					
	CHANGE	0	5-	5-	0	0	0	0	1-	0	3-	1-					
MAN PD	80	7	5	12	0	0	0	0	0	4	8	0					
	79	0	1	1	0	0	0	0	0	0	0	0					
	CHANGE	7+	4+	11+	0	0	0	0	1-	4+	8+	0					
CHAPMANVILLE PD	80	2	4	6	0	0	0	1	0	3	2	0					
	79	7	7	14	0	0	0	1	0	3	8	2					
	CHANGE	5-	3-	8-	0	0	0	0	0	0	6-	2-					

JAN THRU DEC 80-79

PART I ARRESTS BY CHARGE AND AGENCY TYPE

06/02/81

CHARGE	JUVENILE	ADULTS	TOTAL	MURDER	NEG MANSL	RAPE	FORCIBLE	ROBBERY	AGGRAV ASSAULT	BURGLARY	LARCENY	AUTO THEFT
MCDONELL CTY TOTAL	25	95	120	7	0	7	3	3	18	45	24	11
CHANGE	7-	3+	10-	2+	0	6	1+	5+	23	44	23	20
RURAL	22	87	109	7	0	7	6	6	18	38	22	11
CHANGE	7-	0	116	2+	0	5	3+	3+	23	37	21	20
SHERIFF	0	10	10	0	0	0	0	0	0	2	8	0
CHANGE	0	4	4	0	0	0	1-	1-	1-	0	2	0
STATE POLICE	22	77	99	7	0	7	6	6	18	36	14	11
CHANGE	7-	6-	13-	2+	0	5	2	4+	22	37	21	20
MUNICIPAL	3	8	11	0	0	0	0	2	0	7	2	0
CHANGE	0	3+	3+	0	0	1-	0	2+	0	7	0	0
KEYSTONE PD	0	0	0	0	0	0	0	0	0	0	0	0
CHANGE	0	0	0	0	0	0	0	0	0	0	0	0
WAR PD	0	0	0	0	0	0	0	0	0	0	0	0
CHANGE	0	0	0	0	0	0	0	0	0	0	0	0
WELCH PD	0	0	0	0	0	0	0	0	0	0	0	0
CHANGE	0	0	0	0	0	0	0	0	0	0	0	0
ANAMALT PD	0	0	0	0	0	0	0	0	0	0	0	0
CHANGE	0	0	0	0	0	0	0	0	0	0	0	0
GARY PD	3	2	5	0	0	0	0	2	0	1	2	0
CHANGE	3+	2+	5+	0	0	0	0	2+	0	0	1+	0
NORTH FORK PD	0	6	6	0	0	0	0	0	0	6	0	0
CHANGE	3-	1+	2-	0	0	1-	0	0	0	1-	0	0
DAVY PD	0	0	0	0	0	0	0	0	0	0	0	0
CHANGE	0	0	0	0	0	0	0	0	0	0	0	0
KIMBALL PD	0	0	0	0	0	0	0	0	0	0	0	0
CHANGE	0	0	0	0	0	0	0	0	0	0	0	0

JAN THRU DEC 80-79

PART I ARRESTS BY CHARGE AND AGENCY TYPE

06/02/81

AGENCY	CHARGE	TOTAL	AGENCY TYPE													
			JUVENILE	ADULTS	GRAND	CRIMINAL	HOMICIDE	FORCIBLE	ROBBERY	AGGRAV	BURGLARY	LARCENY	AUTO THEFT			
IEAGER PD	80	0	0	0	0	0	0	0	0	0	0	0	0	0	0	0
	79	0	0	0	0	0	0	0	0	0	0	0	0	0	0	0
	CHANGE	0	0	0	0	0	0	0	0	0	0	0	0	0	0	0
BRADSHAW PD	80	0	0	0	0	0	0	0	0	0	0	0	0	0	0	0
	79	0	0	0	0	0	0	0	0	0	0	0	0	0	0	0
	CHANGE	0	0	0	0	0	0	0	0	0	0	0	0	0	0	0
MARION CTY	TOTAL	78	300	378	5	0	6	0	0	35	35	112	162	23	23	23
	79	132	383	515	0	4	0	4	28	28	47	132	269	35	35	35
	CHANGE	54-	83-	137-	5+	0	2+	0	7+	7+	12-	20-	107-	12-	12-	12-
RURAL	80	17	135	152	4	0	4	0	0	11	14	53	58	8	8	8
	79	19	219	238	0	0	0	0	0	2	28	62	128	16	16	16
	CHANGE	2-	84-	86-	4+	0	0	0	0	9+	14-	9-	68-	8-	8-	8-
SHERIFF	80	0	73	73	1	0	1	0	0	5	9	30	27	0	0	0
	79	0	126	126	0	0	0	0	0	2	21	53	50	0	0	0
	CHANGE	0	53-	53-	1+	0	0	0	0	3+	12-	23-	23-	0	0	0
STATE POLICE	80	17	62	79	3	0	3	0	0	6	5	23	31	8	8	8
	79	19	93	112	0	0	0	0	0	0	7	9	76	16	16	16
	CHANGE	2-	31-	33-	3+	0	1-	0	0	6+	2-	14+	45-	8-	8-	8-
MUNICIPAL	80	61	165	226	1	0	2	0	0	24	21	59	104	15	15	15
	79	113	164	277	0	0	0	0	0	26	19	70	143	19	19	19
	CHANGE	52-	1+	51-	1+	0	2+	0	0	2-	2+	11-	39-	4-	4-	4-
FAIRMONT PD	80	60	163	223	1	0	2	0	0	24	21	56	104	15	15	15
	79	111	159	270	0	0	0	0	0	22	18	70	141	19	19	19
	CHANGE	51-	4+	47-	1+	0	2+	0	0	2+	3+	14-	37-	4-	4-	4-
MANNINGTON PD	80	1	0	1	0	0	0	0	0	0	0	1	0	0	0	0
	79	1	5	6	0	0	0	0	0	4	0	0	2	0	0	0
	CHANGE	0	5-	5-	0	0	0	0	0	4-	0	1+	2-	0	0	0
RIVESVILLE PD	80	0	0	0	0	0	0	0	0	0	0	0	0	0	0	0
	79	0	0	0	0	0	0	0	0	0	0	0	0	0	0	0
	CHANGE	0	0	0	0	0	0	0	0	0	0	0	0	0	0	0
MONONGAH PD	80	0	0	0	0	0	0	0	0	0	0	0	0	0	0	0
	79	0	0	0	0	0	0	0	0	0	0	0	0	0	0	0
	CHANGE	0	0	0	0	0	0	0	0	0	0	0	0	0	0	0
FAIRVIEW PD	80	0	0	0	0	0	0	0	0	0	0	0	0	0	0	0
	79	0	0	0	0	0	0	0	0	0	0	0	0	0	0	0
	CHANGE	0	0	0	0	0	0	0	0	0	0	0	0	0	0	0
FARMINGTON PD	80	0	2	2	0	0	0	0	0	0	0	2	0	0	0	0
	79	1	0	1	0	0	0	0	0	0	1	0	0	0	0	0
	CHANGE	1-	2+	1+	0	0	0	0	0	0	0	2+	1-	0	0	0

JAN THRU DEC 80-79

PART I ARRESTS BY CHARGE AND AGENCY TYPE

06/02/81

AGENCY	CHARGE	TOTAL		CRIMINAL		HOMICIDE		FORCIBLE		ROBBERY		AGGRAV		BURGLARY		LARCENY		AUTO		
		JUVENILE	ADULTS	MURDER	NEG	RAPE	ASSAULT	ASSAULT	ASSAULT	ASSAULT	ASSAULT	ASSAULT	ASSAULT	ASSAULT	ASSAULT	ASSAULT	ASSAULT	ASSAULT	ASSAULT	ASSAULT
GRANT TOWN PD	80	0	0	0	0	0	0	0	0	0	0	0	0	0	0	0	0	0	0	0
	79	0	0	0	0	0	0	0	0	0	0	0	0	0	0	0	0	0	0	0
	CHANGE	0	0	0	0	0	0	0	0	0	0	0	0	0	0	0	0	0	0	0
WORTHINGTON PD	80	0	0	0	0	0	0	0	0	0	0	0	0	0	0	0	0	0	0	0
	79	0	0	0	0	0	0	0	0	0	0	0	0	0	0	0	0	0	0	0
	CHANGE	0	0	0	0	0	0	0	0	0	0	0	0	0	0	0	0	0	0	0
MARSHALL CITY TOTAL	80	33	190	1	0	1	0	1	0	6	3	11	9	10	26	38	156	8	8	8
	79	54	163	2	0	2	0	0	0	8	13	13	5	15	154	33	154	7	7	7
	CHANGE	21-	27+	1-	0	1+	0	1+	0	2-	0	0	0	5+	5+	2+	2+	1+	1+	1+
RURAL	80	6	47	1	0	1	0	1	0	3	2	9	4	5	12	4	26	4	4	4
	79	4	42	1	0	1	0	1	0	3	11	2-	10	10	20	5	20	5	5	5
	CHANGE	2+	5+	1-	0	1+	0	1+	0	1-	2-	2-	5+	6+	6+	1-	1-	1-	1-	1-
SHERIFF	80	3	23	0	0	0	0	0	0	0	5	3	5	14	5	14	2	2	2	2
	79	0	10	0	0	0	0	0	0	1	1	1	1	5	1	5	0	0	0	0
	CHANGE	3+	13+	0	0	0	0	0	0	3-	4+	4+	9+	4+	4+	2+	2+	2+	2+	2+
STATE POLICE	80	3	24	1	0	1	0	1	0	2	4	6	4	5	12	4	12	2	2	2
	79	4	32	2	0	0	0	0	0	0	10	6-	10	4	15	5	15	2	2	2
	CHANGE	1-	8-	1-	0	1+	0	1+	0	2+	2+	6-	10	4	15	5	15	2	2	2
MUNICIPAL	80	27	143	0	0	0	0	0	0	4	4	4	4	28	130	4	4	4	4	4
	79	50	121	0	0	0	0	0	0	3	2	2	2	28	134	2	2	2	2	2
	CHANGE	23-	22+	0	0	0	0	0	0	1-	2+	2+	2+	0	4-	2+	2+	2+	2+	2+
BENMOOD PD	80	3	70	0	0	0	0	0	0	0	0	0	0	3	70	0	0	0	0	0
	79	0	72	0	0	0	0	0	0	0	0	0	0	0	72	0	0	0	0	0
	CHANGE	3+	2-	0	0	0	0	0	0	0	0	0	0	3+	2-	0	0	0	0	0
CAMERON PD	80	0	0	0	0	0	0	0	0	0	0	0	0	0	0	0	0	0	0	0
	79	0	0	0	0	0	0	0	0	0	0	0	0	0	0	0	0	0	0	0
	CHANGE	0	0	0	0	0	0	0	0	0	0	0	0	0	0	0	0	0	0	0
GLEN DALE PD	80	4	4	0	0	0	0	0	0	0	0	0	0	3	5	0	5	0	0	0
	79	3	0	0	0	0	0	0	0	0	0	0	0	3	0	0	0	0	0	0
	CHANGE	1+	4+	0	0	0	0	0	0	0	0	0	0	0	0	0	5+	0	0	0
MCMECHEN PD	80	0	1	0	0	0	0	0	0	0	0	0	0	1	0	0	0	0	0	0
	79	0	0	0	0	0	0	0	0	0	0	0	0	0	0	0	0	0	0	0
	CHANGE	0	1+	0	0	0	0	0	0	0	0	0	0	1+	0	0	0	0	0	0
MOUNDSVILLE PD	80	20	68	0	0	0	0	0	0	4	4	4	4	21	55	4	4	4	4	4
	79	47	49	0	0	0	0	0	0	3	2	2	2	25	62	2	2	2	2	2
	CHANGE	27-	19+	0	0	0	0	0	0	1-	2+	2+	2+	4-	7-	2+	2+	2+	2+	2+
MASON CITY TOTAL	80	21	90	6	0	2	0	1	0	3	9	9	9	15	66	9	9	9	9	9
	79	34	39	0	0	0	0	1	0	3	11	11	11	17	17	7	7	7	7	7
	CHANGE	13-	51+	6+	0	2+	0	1-	0	1+	2-	2-	19-	49+	2+	2+	2+	2+	2+	2+

JAN THRU DEC 80-79

06/02/81

PAGE 20

PART I ARRESTS BY CHARGE AND AGENCY TYPE

AGENCY	CHARGE	ADULTS		JUVENILE		TOTAL	MURDER	CRIMINAL	HOMICIDE	FORCIBLE	RAPE	ROBBERY	AGGRAV ASSAULT	BURGLARY	LARCENY	AUTO THEFT
		80	79	80	79											
RURAL	80	7	79	86	6	2	1	3	9	0	0	0	0	0	47	9
	79	18	24	42	0	0	0	0	0	0	0	0	0	23	8	4
	CHANGE	11-	55+	44+	6+	2+	0	0	3+	2+	0	0	0	13-	39+	5+
SHERIFF	80	2	42	44	1	0	1	0	4	0	0	0	0	2	30	6
	79	7	11	18	0	0	1	0	7	0	0	0	0	6	6	0
	CHANGE	5-	31+	26+	1+	0	0	0	3-	0	0	0	0	2-	24+	6+
STATE POLICE	80	5	37	42	5	2	0	3	5	0	0	0	0	0	17	3
	79	11	13	24	0	0	0	4	2	0	0	0	0	15	2	0
	CHANGE	6-	24+	18+	5+	2+	0	0	5+	0	0	0	0	11-	15+	1-
MUNICIPAL	80	14	11	25	0	0	0	0	4	0	0	0	0	5	19	0
	79	16	15	31	0	0	1	0	4	0	0	0	0	12	9	3
	CHANGE	2-	4-	6-	0	0	1-	0	4-	0	0	0	0	9-	10+	3-
POINT PLEASANT PD	80	13	9	22	0	0	0	0	0	0	0	0	0	5	17	0
	79	10	14	24	0	0	1	1	4	0	0	0	0	8	6	3
	CHANGE	3+	5-	2-	0	0	1-	0	4-	0	0	0	0	2-	9+	3-
NEW HAVEN PD	80	0	1	1	0	0	0	0	0	0	0	0	0	1	0	0
	79	1	1	2	0	0	0	0	0	0	0	0	0	0	1	0
	CHANGE	1-	0	1-	0	0	0	0	0	0	0	0	0	1+	1-	0
MASON PD	80	1	1	2	0	0	0	0	0	0	0	0	0	3	2	0
	79	3	0	3	0	0	0	0	0	0	0	0	0	3	0	0
	CHANGE	2-	1+	1-	0	0	0	0	0	0	0	0	0	3-	2+	0
HENDERSON PD	80	0	0	0	0	0	0	0	0	0	0	0	0	0	0	0
	79	2	0	2	0	0	0	0	0	0	0	0	0	0	0	0
	CHANGE	2-	0	2-	0	0	0	0	0	0	0	0	0	2-	0	0
HARTFORD PD	80	0	0	0	0	0	0	0	0	0	0	0	0	0	0	0
	79	0	0	0	0	0	0	0	0	0	0	0	0	0	0	0
	CHANGE	0	0	0	0	0	0	0	0	0	0	0	0	0	0	0
LEON PD	80	0	0	0	0	0	0	0	0	0	0	0	0	0	0	0
	79	0	0	0	0	0	0	0	0	0	0	0	0	0	0	0
	CHANGE	0	0	0	0	0	0	0	0	0	0	0	0	0	0	0

MERCER CTY	80	135	249	384	6	0	3	32	31	0	0	0	0	142	135	35
	79	128	220	298	4	1	1	18	34	0	0	0	0	104	120	16
	CHANGE	57+	29+	86+	2+	1-	0	2+	14+	3-	0	0	0	38+	15+	19+

RURAL	80	50	131	181	4	0	1	15	17	0	0	0	0	76	49	19
	79	37	100	137	2	1	1	8	17	0	0	0	0	51	44	13
	CHANGE	13+	31+	44+	2+	1-	0	7+	0	0	0	0	0	25+	5+	6+
SHERIFF	80	0	11	11	0	0	0	1	3	0	0	0	0	7	0	0
	79	0	10	10	0	0	0	0	5	0	0	0	0	2	3	0
	CHANGE	0	1+	1+	0	0	0	0	2-	0	0	0	0	5+	3-	0

JAN THRU DEC 80-79

PART I ARRESTS BY CHARGE AND AGENCY TYPE

06/02/81

21

AGENCY	CHARGE	JUVENILE		ADULTS		GRAND TOTAL	MURDER	NEG	MANSL	RAPE	FORCIBLE	ROBBERY	AGGRAV ASSAULT	BURGLARY	LARCENY	AUTO THEFT
		80	79	80	79											
STATE POLICE	80	50	120	170	4	0	1	1	14	14	69	49	19			
	79	37	90	127	2	0	0	0	8	12	49	41	13			
	CHANGE	13+	30+	43+	2+	1-	0	0	6+	2+	20+	8+	6+			
MUNICIPAL	80	85	118	203	2	0	2	17	14	14	66	86	16			
	79	41	120	161	2	0	0	10	17	3	76	76	3			
	CHANGE	44+	2-	42+	0	0	2+	7+	3-	10+	13+	10+	13+			
ATHENS PD	80	4	4	8	0	0	0	0	0	0	8	0	0			
	79	1	1	2	0	0	0	0	0	0	0	1	1			
	CHANGE	3+	3+	6+	0	0	0	0	0	0	8+	1-	1-			
BLUEFIELD PD	80	47	71	118	2	0	1	17	7	41	44	51	6			
	79	33	92	125	2	0	0	8	12	50	51	2	2			
	CHANGE	14+	21-	7-	0	0	1+	9+	5-	9-	7-	4+	4+			
PRINCETON PD	80	34	38	72	0	0	1	0	4	17	17	41	9			
	79	7	27	34	0	0	0	2	5	3	24	24	0			
	CHANGE	27+	11+	38+	0	0	1+	2-	1-	14+	17+	17+	9+			
MATOAKA PD	80	0	4	4	0	0	0	0	3	0	0	0	1			
	79	0	0	0	0	0	0	0	0	0	0	0	0			
	CHANGE	0	4+	4+	0	0	0	0	3+	0	0	0	1+			
BRAMWELL PD	80	0	0	0	0	0	0	0	0	0	0	0	0			
	79	0	0	0	0	0	0	0	0	0	0	0	0			
	CHANGE	0	0	0	0	0	0	0	0	0	0	0	0			
CONCORD COL SECURITY	80	0	1	1	0	0	0	0	0	0	0	1	0			
	79	0	0	0	0	0	0	0	0	0	0	0	0			
	CHANGE	0	1+	1+	0	0	0	0	0	0	0	1+	0			
BLUEFIELD ST SECURITY	80	0	0	0	0	0	0	0	0	0	0	0	0			
	79	0	0	0	0	0	0	0	0	0	0	0	0			
	CHANGE	0	0	0	0	0	0	0	0	0	0	0	0			
MINERAL CTY TOTAL	80	16	67	83	0	0	0	0	10	24	67	67	2			
	79	33	97	130	1	1	0	2	8	40	60	60	18			
	CHANGE	17-	30-	47-	1-	1-	0	2-	2+	16-	13-	13-	16-			
RURAL	80	6	38	44	0	0	0	0	1	16	23	23	2			
	79	20	78	98	1	1	0	1	3	33	45	45	14			
	CHANGE	14-	40-	54-	1-	1-	0	1-	2-	15-	22-	22-	12-			
SHERIFF	80	2	11	13	0	0	0	0	1	7	5	5	0			
	79	4	44	48	0	1	0	0	1	19	22	22	5			
	CHANGE	2-	33-	35-	0	1-	0	0	0	12-	17-	17-	5-			
STATE POLICE	80	4	27	31	0	0	0	0	0	11	18	18	2			
	79	16	34	50	1	1	0	1	2	14	21	21	9			
	CHANGE	12-	7-	19-	1-	0	0	1-	2-	3-	5-	5-	7-			

JAN THRU DEC 80-79

PART I ARRESTS BY CHARGE AND AGENCY TYPE

06/02/81

AGENCY	CHARGE	PAGE 22											BURGLARY LARCENY	AUTO THEFT		
		JUVENILE	ADULTS	GRAND TOTAL	MURDER	CRIMINAL	HOMICIDE	FORCIBLE	ROBBERY	AGGRAV ASSAULT	BURGLARY	LARCENY				
MUNICIPAL	80	10	29	39	0	0	0	0	0	0	0	0	9	6	24	0
	79	13	19	32	0	0	0	0	0	0	0	0	5	7	15	4
	CHANGE	3-	10+	7+	0	0	0	0	0	0	0	0	4+	1-	9+	4-
KEYSER PD	80	10	24	34	0	0	0	0	0	0	0	0	9	5	20	0
	79	12	12	24	0	0	0	0	0	0	0	0	5	2	14	3
	CHANGE	2-	12+	10+	0	0	0	0	0	0	0	0	4+	3+	6+	3-
PIEDMONT PD	80	0	5	5	0	0	0	0	0	0	0	0	0	1	4	0
	79	1	6	7	0	0	0	0	0	0	0	0	0	1	1	1
	CHANGE	1-	1-	2-	0	0	0	0	0	0	0	0	0	3-	3+	1-
RIDGELEY PD	80	0	0	0	0	0	0	0	0	0	0	0	0	0	0	0
	79	0	0	0	0	0	0	0	0	0	0	0	0	0	0	0
	CHANGE	0	0	0	0	0	0	0	0	0	0	0	0	0	0	0
ELK GARDEN PD	80	0	0	0	0	0	0	0	0	0	0	0	0	0	0	0
	79	0	0	0	0	0	0	0	0	0	0	0	0	0	0	0
	CHANGE	0	0	0	0	0	0	0	0	0	0	0	0	0	0	0
POTOMAC ST SECURITY	80	0	0	0	0	0	0	0	0	0	0	0	0	0	0	0
	79	0	1	1	0	0	0	0	0	0	0	0	0	1	0	0
	CHANGE	0	1-	1-	0	0	0	0	0	0	0	0	0	1-	0	0

MINGO CTY	80	24	161	185	7	2	4	3	58	65	39	7	3	58	39	7
	79	13	119	132	6	2	1	9	42	35	12	5	6	35	12	5
	CHANGE	11+	42+	133+	1+	0	1+	6-	16+	30+	16+	2	1	16+	5-	2

RURAL	80	16	130	146	6	2	2	3	41	52	33	7	3	41	33	7
	79	7	112	119	6	2	3	6	41	30	19	9	0	30	19	9
	CHANGE	9+	18+	27+	0	1-	1-	6-	0	22+	14+	2-	0	22+	14+	2-
SHERIFF	80	12	75	87	4	0	0	1	26	34	18	4	1	26	18	4
	79	4	63	67	4	0	0	3	27	12	11	6	1	27	11	6
	CHANGE	8+	12+	20+	0	0	2-	4-	1-	22+	7+	2-	0	22+	7+	2-
STATE POLICE	80	4	55	59	2	2	2	2	15	18	15	3	2	15	15	3
	79	3	49	52	2	2	1	4	14	18	8	3	2	14	8	3
	CHANGE	1+	6+	7+	0	1+	1+	2-	1+	0	7+	0	0	1+	7+	0
MUNICIPAL	80	8	31	39	1	0	2	0	17	13	6	0	0	13	6	0
	79	6	27	33	0	0	0	0	1	5	4	3	0	5	4	3
	CHANGE	2+	24+	26+	1+	0	2+	0	16+	8+	2+	3-	0	16+	2+	3-
GILBERT PD	80	0	0	0	0	0	0	0	0	0	0	0	0	0	0	0
	79	2	2	4	0	0	0	0	1	2	0	0	0	1	0	0
	CHANGE	2-	2-	4-	0	0	0	0	1-	2-	0	0	0	2-	1-	0
WILLIAMSON PD	80	5	26	31	1	0	2	0	15	9	4	0	0	15	4	0
	79	2	0	2	0	0	0	0	0	1	1	0	0	1	1	0
	CHANGE	3+	26+	29+	1+	0	2+	0	15+	8+	3+	0	0	15+	3+	0

06/02/81

JAN THRU DEC 80-79

PAGE 23 PART I ARRESTS BY CHARGE AND AGENCY TYPE

06/02/81

	JUVENILE	ADULTS	GRAND TOTAL	MURDER	CRIMINAL	HOMICIDE	FORCIBLE	ROBBERY	AGGRAV ASSAULT	BURGLARY	LARCENY	AUTO THEFT
KERMIT PD	3	5	8	0	0	0	0	0	2	4	2	0
79	0	0	0	0	0	0	0	0	0	0	0	0
CHANGE	1+	0	1+	0	0	0	0	0	2+	2+	0	3-
DELBARTON PD	0	0	0	0	0	0	0	0	0	0	0	0
79	0	0	0	0	0	0	0	0	0	0	0	0
CHANGE	0	0	0	0	0	0	0	0	0	0	0	0
MATEMAN PD	0	0	0	0	0	0	0	0	0	0	0	0
79	0	0	0	0	0	0	0	0	0	0	0	0
CHANGE	0	0	0	0	0	0	0	0	0	0	0	0
MONGALIA CITY TOTAL	55	244	299	2	1	9	16	17	75	153	26	26
79	75	298	373	1	0	5	10	13	77	236	31	31
CHANGE	20-	54-	74-	1+	1+	4+	6+	6+	2-	83-	5-	5-
RURAL	10	79	89	0	0	0	7	9	11	33	19	10
79	38	81	119	1	0	3	3	9	58	31	17	17
CHANGE	28-	2-	30-	1-	0	4+	4+	9+	2+	25-	12-	7-
SHERIFF	1	9	10	0	0	0	0	1	1	5	2	1
79	0	28	28	0	0	0	0	0	4	13	10	1
CHANGE	1+	19-	18-	0	0	0	0	1+	3-	8-	8-	0
STATE POLICE	9	70	79	0	0	0	7	8	10	28	17	9
79	38	53	91	1	0	3	16	5	45	21	16	16
CHANGE	29-	17+	12-	1-	0	4+	4+	8+	5+	17-	4-	7-
MUNICIPAL	45	165	210	2	1	2	2	7	6	42	134	16
79	37	217	254	0	0	1+	0	10	4	19	205	14
CHANGE	-8+	-52-	-44-	2+	1+	0	0	3-	2+	23+	71-	2+
MORGANTOWN PD	32	139	171	2	1	2	2	5	5	30	110	16
79	30	181	211	0	0	0	0	8	3	10	178	10
CHANGE	2+	42-	40-	2+	1+	0	0	3-	2+	20+	68-	6+
STAR CITY PD	5	3	8	0	0	0	0	0	0	3	5	0
79	1	8	9	0	0	0	0	0	0	5	4	0
CHANGE	4+	5-	1-	0	0	0	0	0	0	2-	1+	0
WESTOVER PD	8	12	20	0	0	0	0	2	1	9	8	4
79	5	6	11	0	0	0	0	0	1	3	3	4
CHANGE	3+	6+	9+	0	0	0	0	2+	0	6+	5+	4-
OSAGE PD	0	0	0	0	0	0	0	0	0	0	0	0
79	0	0	0	0	0	0	0	0	0	0	0	0
CHANGE	0	0	0	0	0	0	0	0	0	0	0	0
MVU SECURITY POLICE	0	11	11	0	0	0	0	0	0	0	11	0
79	1	22	23	0	0	0	0	2	0	1	20	0
CHANGE	1-	11-	12-	0	0	0	0	2-	0	1-	9-	0

JAN THRU DEC 80-79

PART I ARRESTS BY CHARGE AND AGENCY TYPE

06/02/81

PAGE 24

	JUVENILE	ADULTS	GRAND TOTAL	MURDER	CRIMINAL	HOMICIDE	FORCIBLE	ROBBERY	AGGRAV ASSAULT	BURGLARY	LARCENY	AUTO THEFT
MONROE CTY	6	63	69	0	0	2	1	15	20	23	8	0
TOTAL	13	40	53	0	1	17	25	17	20	23	8	0
CHANGE	7-	23+	16+	0	1-	2-	0	2-	5-	14+	8+	0
RURAL	6	62	68	0	0	2	1	15	20	22	8	0
CHANGE	7-	24+	17+	0	1-	2+	0	17	23	13+	8+	0
SHERIFF	0	31	31	0	0	0	0	10	10	8	3	0
CHANGE	3-	11+	8+	0	0	0	1-	2+	7	1+	3+	0
STATE POLICE	6	31	37	0	0	2	1	5	10	14	5	0
CHANGE	10	18	28	0	1-	2+	0	9	16	12+	5+	0
MUNICIPAL	0	1	1	0	0	0	0	0	0	1	0	0
CHANGE	0	1-	1-	0	0	0	0	0	2-	1+	0	0
ALDERSON PD	0	1	1	0	0	0	0	0	0	1	0	0
CHANGE	0	0	0	0	0	0	0	0	0	1-	0	0
UNION PD	0	1	1	0	0	0	0	0	0	1	0	0
CHANGE	0	1-	1-	0	0	0	0	0	0	1-	0	0
PETERSTOWN PD	0	0	0	0	0	0	0	0	0	0	0	0
CHANGE	0	0	0	0	0	0	0	0	0	0	0	0
MORGAN CTY	10	23	33	0	1	1	3	3	17	12	0	0
CHANGE	19-	11-	20-	0	0	1+	3-	2+	15-	5-	0	0
RURAL	8	20	28	0	0	1	0	1	15	11	0	0
CHANGE	11-	14-	25-	0	0	1+	3-	0	17-	6-	0	0
SHERIFF	5	5	10	0	0	0	0	0	4	6	0	0
CHANGE	2+	1+	3+	0	0	0	0	0	3+	0	0	0
STATE POLICE	3	15	18	0	0	1	0	1	11	11	0	0
CHANGE	16	30	46	0	0	1	3	1	31	11	0	0
CHANGE	13-	15-	28-	0	0	1+	3-	0	20-	6-	0	0

JAN THRU DEC 80-79

PAGE 25
PART I ARRESTS BY CHARGE AND AGENCY TYPE

06/02/81

	MUNICIPAL	JUVENILE	ADULTS	GRAND TOTAL	MURDER	CRIMINAL HOMICIDE	FORCIBLE RAPE	ROBBERY	AGGRAV ASSAULT	BURGLARY	LARCENY	AUTO THEFT
BERKELEY SPRINGS PD	80	0	0	0	0	0	0	0	2	2	1	0
CHANGE	79	2+	3+	5+	0	0	0	0	2+	2+	1+	0
PAN-PAM PD	80	2	3	5	0	0	0	0	2	2	1	0
CHANGE	79	0	0	0	0	0	0	0	0	0	0	0
NICHOLAS CTY TOTAL	80	34	66	100	4	0	1	8	6	36	38	7
CHANGE	79	25	47	72	1	0	0	4	6	31	12	18
RURAL	80	21	43	64	4	0	1	8	6	25	18	2
CHANGE	79	19	35	54	1	0	0	4	5	28	14	12
SHERIFF	80	0	6	6	0	0	0	0	0	6	0	0
CHANGE	79	0	6	6	0	0	0	0	0	3	1	2
STATE POLICE	80	21	37	58	4	0	1	8	6	19	18	2
CHANGE	79	19	29	48	1	0	0	4	5	25	3	10
MUNICIPAL	80	13	23	36	0	0	0	0	1	11	20	5
CHANGE	79	6	12	18	0	0	0	0	1	8	12	6
RICHWOOD PD	80	1	0	1	0	0	0	0	0	0	0	1
CHANGE	79	3	0	3	0	0	0	0	0	3	0	0
SUMMERSVILLE PD	80	12	23	35	0	0	0	0	0	11	20	4
CHANGE	79	3	12	15	0	0	0	0	1	10	8	6
OHIO CTY TOTAL	80	114	342	456	2	1	17	18	21	128	219	60
CHANGE	79	91	289	380	4	0	11	26	34	71	190	44
RURAL	80	7	28	35	0	1	0	1	1	11	20	4
CHANGE	79	0	16	16	1	0	0	3	12	11	17	7

PART I ARRESTS BY CHARGE AND AGENCY TYPE		CRIMINAL HOMICIDE FORCIBLE ROBBERY AGGRAV BURGLARY LARCENY AUTO									
JUVENILE ADULTS		MURDER	NEG	MANSL	RAPE	ASSAULT	ROBBERY	AGGRAV	BURGLARY	LARCENY	AUTO
TOTAL											THEFT
SHERIFF	80	3	11	14	0	0	1	1	1	6	5
CHANGE	79	3	20	23	0	0	0	0	9	6	2+
	0	0	9-	0	0	0	1+	4-	8-	0	
STATE POLICE	80	4	17	21	0	1	0	0	1	14	5
CHANGE	79	4	24	28	0	0	3	7-	2	11	4
	0	0	7-	1-	1+	0	3-	0	1-	3+	1+
MUNICIPAL	80	107	314	421	0	7	17	20	126	199	50
CHANGE	79	84	245	329	0	11	23	22	60	173	37
	23+	69+	92+	0	4-	6-	6-	2-	66+	26+	13+
WHEELING PD	80	107	312	419	0	7	17	20	125	198	50
CHANGE	79	82	240	322	0	11	23	22	60	166	37
	25+	72+	97+	0	4-	6-	6-	2-	65+	32+	13+
TRIADDELPHIA PD	80	0	0	0	0	0	0	0	0	0	0
CHANGE	79	0	0	0	0	0	0	0	0	0	0
	0	0	0	0	0	0	0	0	0	0	0
BETHLEHEM PD	80	0	1	1	0	0	0	0	1	0	0
CHANGE	79	0	0	0	0	0	0	0	0	0	0
	0	1+	1+	0	0	0	0	0	1+	0	0
WEST LIBERTY PD	80	0	0	0	0	0	0	0	0	0	0
CHANGE	79	0	0	0	0	0	0	0	0	0	0
	0	0	0	0	0	0	0	0	0	0	0
VALLEY GROVE PD	80	0	0	0	0	0	0	0	0	0	0
CHANGE	79	0	0	0	0	0	0	0	0	0	0
	0	0	0	0	0	0	0	0	0	0	0
WEST LIBERTY ST COL SEC	80	0	1	1	0	0	0	0	0	1	0
CHANGE	79	2-	5-	7-	0	0	0	0	0	7-	0
	0	4-	6-	0	0	0	0	0	0	6-	0
CLEARVIEW PD	80	0	0	0	0	0	0	0	0	0	0
CHANGE	79	0	0	0	0	0	0	0	0	0	0
	0	0	0	0	0	0	0	0	0	0	0
PENDLETON CTY TOTAL	80	8	44	52	0	0	2	8	6	31	5
CHANGE	79	1	27	28	0	0	1	3	2	15	6
	7+	17+	23+	1-	0	0	1+	5+	4+	16+	1-
RURAL	80	8	44	52	0	0	2	8	6	31	5
CHANGE	79	1	26	27	0	0	1	6+	4+	15	1-
	7+	18+	23+	1-	0	0	1+	2+	2+	16+	0
SHERIFF	80	0	9	9	0	0	0	0	0	9	0
CHANGE	79	0	2	2	0	0	0	1-	0	1	0
	0	7+	7+	0	0	0	0	0	0	8+	0

JAN THRU DEC 80-79

PART I ARRESTS BY CHARGE AND AGENCY TYPE

06/02/81

PAGE 27

	JUVENILE	ADULTS	GRAND TOTAL	MURDER	CRIMINAL	HOMICIDE	FORCIBLE	ROBBERY	AGGRAV	BURGLARY	LARCENY	AUTO THEFT
STATE POLICE 80	8	35	43	0	0	0	0	2	8	6	22	5
79	1	24	25	1	0	0	0	1	1	2	14	6
CHANGE	7+	11+	18+	1-	0	0	0	1+	7+	4+	8+	1-
MUNICIPAL	0	0	0	0	0	0	0	0	0	0	0	0
79	0	1	1	0	0	0	0	0	0	0	0	0
CHANGE	0	1-	1-	0	0	0	0	0	1-	0	0	0
FRANKLIN PD	0	0	0	0	0	0	0	0	0	0	0	0
79	0	1	1	0	0	0	0	0	1	0	0	0
CHANGE	0	1-	1-	0	0	0	0	0	1-	0	0	0
PLEASANTS CTY TOTAL	2	4	6	0	0	0	0	0	3	0	3	0
79	2	15	17	0	0	0	0	0	2	0	7	4
CHANGE	7-	11-	18-	0	0	0	0	0	2+	7-	1-	12-
RURAL	2	3	5	0	0	0	0	0	2	0	3	0
79	6	14	20	0	0	0	0	0	0	7	4	11
CHANGE	6-	11-	17-	0	0	0	0	0	2+	7-	1-	11-
SHERIFF	0	0	0	0	0	0	0	0	0	0	0	0
79	3	2	5	0	0	0	0	0	0	5	0	0
CHANGE	3-	2-	5-	0	0	0	0	0	0	5-	0	0
STATE POLICE 80	2	3	5	0	0	0	0	0	2	0	3	0
79	3	12	15	0	0	0	0	0	0	4	4	11
CHANGE	3-	9-	12-	0	0	0	0	0	2+	2-	1-	11-
MUNICIPAL	0	1	1	0	0	0	0	0	1	0	0	0
79	1	1	2	0	0	0	0	0	1	0	0	1
CHANGE	1-	0	1-	0	0	0	0	0	0	0	0	1-
ST MARYS PD	0	1	1	0	0	0	0	0	1	0	0	0
79	1	0	1	0	0	0	0	0	1	0	0	1
CHANGE	1-	0	1-	0	0	0	0	0	1	0	0	1-
POCAHONTAS CTY TOTAL	6	32	38	0	0	0	0	0	5	17	12	4
79	8	36	44	0	0	0	0	0	3	22	12	3
CHANGE	2-	4-	6-	0	0	0	0	0	2+	5-	0	1+
RURAL	6	32	38	0	0	0	0	0	5	17	12	4
79	8	34	42	0	0	0	0	0	3	22	10	3
CHANGE	2-	2-	4-	0	0	0	0	0	2+	5-	2+	1+
SHERIFF	0	13	13	0	0	0	0	0	4	4	3	3
79	4	10	14	0	0	0	0	0	0	10	2	0
CHANGE	4-	3+	1-	0	0	0	0	0	4+	6-	1-	3+

JAN THRU DEC 80-79

PAGE 28

06/02/81

PART I ARRESTS BY CHARGE AND AGENCY TYPE		AGENCY TYPE										TOTAL	
JUVENILE	ADULTS	GRAND	CRIMINAL	HOMICIDE	FORCIBLE	ROBBERY	AGGRAV	BURGLARY	LARCENY	AUTO	THEFT		
TOTAL	TOTAL	MURDER	NEG	MANSL	RAPE	ASSAULT							
STATE POLICE	80	6	19	25	0	0	0	0	1	13	10	1	
	79	4	24	28	0	3	0	3	12	7	3	2	
	CHANGE	2+	5-	3-	0	0	0	0	2-	1+	3+	0	
MUNICIPAL	80	0	0	0	0	0	0	0	0	0	0	0	
	79	0	2	2	0	0	0	0	0	0	2	0	
	CHANGE	0	2-	2-	0	0	0	0	0	0	2-	0	
MARLINTON PD	80	0	0	0	0	0	0	0	0	0	0	0	
	79	0	2	2	0	0	0	0	0	0	2	0	
	CHANGE	0	2-	2-	0	0	0	0	0	0	2-	0	
PRESTON CTY	80	9	85	94	0	1	0	23	21	43	6	6	
	79	8	57	65	0	6	1	17	17	27	5	5	
	CHANGE	1+	28+	29+	1-	5-	1-	15+	4+	16+	1+	1+	
RURAL	80	6	59	65	0	1	0	14	15	30	3	3	
	79	2	46	48	1	0	0	6	14	18	3	2	
	CHANGE	4+	13+	17+	1-	0	0	8+	1+	12+	0	0	
SHERIFF	80	5	40	45	0	1	0	6	14	20	4	4	
	79	1	25	26	0	2	0	0	5	17	2	2	
	CHANGE	4+	15+	19+	0	1-	0	6+	9+	3+	2+	2+	
STATE POLICE	80	1	19	20	0	0	0	8	1	10	1	1	
	79	1	21	22	1	4	0	6	1	1	1	0	
	CHANGE	0	2-	2-	1-	0	0	2+	8-	9+	0	0	
MUNICIPAL	80	3	26	29	0	0	0	9	6	13	1	1	
	79	6	11	17	0	0	1	2	3	9	2	2	
	CHANGE	3-	15+	12+	0	0	1-	7+	3+	4+	1-	1-	
KINGWOOD PD	80	3	16	19	0	0	0	6	6	6	1	1	
	79	4	6	10	0	0	0	0	2	6	0	2	
	CHANGE	1-	10+	9+	0	0	0	6+	4+	0	1-	1-	
TERRA ALTA PD	80	0	4	4	0	0	0	0	0	4	0	0	
	79	2	3	5	0	0	0	0	0	3	0	0	
	CHANGE	2-	1+	1-	0	0	0	0	0	1+	0	0	
ROWLESBURG PD	80	0	3	3	0	0	0	0	0	3	0	0	
	79	0	0	0	0	0	0	0	0	0	0	0	
	CHANGE	0	3+	3+	0	0	0	0	0	3+	0	0	
MASONTOWN PD	80	0	0	0	0	0	0	0	0	0	0	0	
	79	0	1	1	0	0	1	0	0	0	0	0	
	CHANGE	0	1-	1-	0	0	1-	0	0	0	0	0	
HEMBURG PD	80	0	0	0	0	0	0	0	0	0	0	0	
	79	0	0	0	0	0	0	0	0	0	0	0	
	CHANGE	0	0	0	0	0	0	0	0	0	0	0	

JAN THRU DEC 80-79

PART I ARRESTS BY CHARGE AND AGENCY TYPE

06/02/81

AGENCY	CHARGE	ADULTS		JUVENILE		TOTAL	MURDER	NEG	HOMICIDE	FORCIBLE	RAPE	ROBBERY	AGGRAV ASSAULT	BURGLARY	LARCENY	AUTO THEFT
		80	79	80	79											
TUNNELTON PD	80	0	3	0	0	3	0	0	0	0	0	0	3	0	0	0
	79	0	1	0	0	1	0	0	0	0	0	0	0	0	0	0
	CHANGE	0	2+	0	0	2+	0	0	0	0	0	0	3+	1-	0	0
*****	TOTAL	35	100	0	0	135	0	1	1	1	5	10	51	52	15	15
PUTNAM CTY	80	26	47	0	0	73	0	0	3	0	0	12	34	18	6	6
	79	9+	53+	0	0	62+	0	1+	2-	0	5+	2-	17+	34+	9+	9+
	CHANGE	0	6+	0	0	6+	0	0	0	0	0	0	0	0	0	0
*****	TOTAL	35	100	0	0	135	0	1	1	1	5	10	51	52	15	15
RURAL	80	26	46	0	0	72	0	0	1	0	0	9	50	46	13	13
	79	20	53+	0	0	73	0	1+	2-	0	5+	11	29	17	6	6
	CHANGE	6+	7+	0	0	1+	0	0	0	0	0	2-	21+	29+	7+	7+
SHERIFF	80	5	50	0	0	55	0	1	1	1	5	6	17	18	7	7
	79	5	27	0	0	32	0	0	0	0	0	7	12	9	1	1
	CHANGE	0	23+	0	0	23+	0	1+	2-	0	5+	1-	5+	9+	6+	6+
STATE POLICE	80	21	49	0	0	70	0	0	0	0	0	3	33	28	6	6
	79	19	34	0	0	53	0	0	0	0	0	6	17	8	5	5
	CHANGE	6+	30+	0	0	30+	0	0	0	0	0	1-	16+	20+	1+	1+
MUNICIPAL	80	9	10	0	0	19	0	0	0	0	0	1	1	6	2	2
	79	6	7	0	0	13	0	0	0	0	0	1	3	1	0	0
	CHANGE	3+	3+	0	0	3+	0	0	0	0	0	0	6-	5+	2+	2+
HURRICANE PD	80	9	10	0	0	19	0	0	0	0	0	1	1	6	2	2
	79	1	2	0	0	3	0	0	0	0	0	1	0	1	0	0
	CHANGE	8+	8+	0	0	8+	0	0	0	0	0	0	0	1+	5+	2+
ELEANOR PD	80	0	0	0	0	0	0	0	0	0	0	0	0	0	0	0
	79	5	0	0	0	5	0	0	0	0	0	0	0	0	0	0
	CHANGE	5-	0	0	0	5-	0	0	0	0	0	0	0	0	0	0
POCA PD	80	0	0	0	0	0	0	0	0	0	0	0	0	0	0	0
	79	0	0	0	0	0	0	0	0	0	0	0	0	0	0	0
	CHANGE	0	0	0	0	0	0	0	0	0	0	0	0	0	0	0
BANCROFT PD	80	0	0	0	0	0	0	0	0	0	0	0	0	0	0	0
	79	0	0	0	0	0	0	0	0	0	0	0	0	0	0	0
	CHANGE	0	0	0	0	0	0	0	0	0	0	0	0	0	0	0
*****	TOTAL	167	493	2	10	660	2	1	10	13	55	120	435	24	24	24
RALEIGH CTY	80	220	424	10	6	664	10	6	16	16	55	136	406	17	17	17
	79	53-	69+	16+	8-	164	8-	1+	4+	1-	0	16-	29+	7+	7+	7+
	CHANGE	0	16+	0	0	16+	0	0	0	0	0	0	0	0	0	0
RURAL	80	25	87	0	1	112	0	1	4	6	18	47	75	29	7	7
	79	54	160	7	7	214	7	1+	3	6	35	76	29-	46-	12	12
	CHANGE	29-	73-	102-	7-	102-	7-	1+	1+	0	17-	29-	46-	12	12	12

JAN THRU DEC 80-79

06/02/81

PAGE 30
PART I ARRESTS BY CHARGE AND AGENCY TYPE
JUVENILE ADULTS GRAND CRIMINAL HOMICIDE FORCIBLE ROBBERY AGGRAV LARCENY AUTO
TOTAL MURDER NEG MANSL RAPE ASSAULT BURGLARY THEFT

AGENCY	CHARGE	80	79	CHANGE	TOTAL	MURDER	NEG	MANSL	RAPE	ROBBERY	AGGRAV ASSAULT	BURGLARY	LARCENY	AUTO THEFT
SHERIFF		19	52	71	0	1	4	4	4	4	14	23	21	4
		31	113	144	4	0	2	3	3	31	42	42	54	8
	CHANGE	12-	61-	73-	4-	1+	2+	1+	1+	17-	17-	19-	33-	4-
STATE POLICE		6	35	41	0	0	0	0	0	2	4	24	8	3
		23	47	70	3	0	1	4	3	3	4	34	21	4
	CHANGE	17-	12-	29-	3-	0	1-	10-	1-	0	0	10-	13-	1-
MUNICIPAL		142	406	548	2	0	6	7	7	37	37	73	406	17
		166	264	430	3	0	3	8	8	20	20	60	331	5
	CHANGE	24-	142+	118+	1-	0	3+	1-	1-	17+	17+	13+	75+	12+
BECKLEY PD		138	399	537	2	0	6	7	7	37	37	69	399	17
		141	259	420	3	0	3	6	6	18	18	60	325	3
	CHANGE	23-	140+	117+	1-	0	3+	1-	1-	19+	19+	9+	74+	14+
LESTER PD		0	0	0	0	0	0	0	0	0	0	0	0	0
		1	3	4	0	0	0	0	0	0	0	0	0	0
	CHANGE	1-	3-	4-	0	0	0	0	0	0	0	0	0	0
MABSCOTT PD		4	7	11	0	0	0	0	0	0	0	4	7	0
		0	0	0	0	0	0	0	0	0	0	0	0	0
	CHANGE	4+	7+	11+	0	0	0	0	0	0	0	4+	7+	0
SOPHIA PD		0	0	0	0	0	0	0	0	0	0	0	0	0
		4	0	4	0	0	0	0	0	0	0	0	0	0
	CHANGE	4-	0	4-	0	0	0	0	0	0	0	0	0	0
RHODELL PD		0	0	0	0	0	0	0	0	0	0	0	0	0
		0	2	2	0	0	0	0	0	0	2	0	0	0
	CHANGE	0	2-	2-	0	0	0	0	0	0	2-	0	0	0

RANDOLPH CITY TOTAL		63	196	259	2	2	6	2	2	12	12	54	174	7
		79	177	256	2	0	2	2	2	16	16	59	86	12
	CHANGE	16-	98+	82+	2+	2+	4+	0	0	4-	4-	5-	88+	5-

RURAL		35	132	167	2	2	6	1	1	6	6	31	118	1
		46	68	114	0	0	2	1	1	10	10	41	52	8
	CHANGE	11-	64+	53+	2+	2+	4+	0	0	4-	4-	10-	66+	7-
SHERIFF		1	6	7	1	0	0	0	0	1	1	0	4	0
		5	2	7	0	0	0	0	0	2	2	2	2	0
	CHANGE	4-	4+	0	1+	0	0	0	0	1-	1-	2-	2+	1-
STATE POLICE		34	126	160	1	2	6	6	6	5	5	31	114	1
		41	66	107	0	0	2	2	2	8	8	39	50	7
	CHANGE	7-	60+	53+	1+	2+	4+	0	0	3-	3-	8-	64+	6-
MUNICIPAL		28	64	92	0	0	0	0	0	1	6	23	56	6
		33	30	63	0	0	0	0	0	1	6	18	34	4
	CHANGE	5-	34+	29+	0	0	0	0	0	0	0	5+	22+	2+

JAN THRU DEC 80-79

PART I ARRESTS BY CHARGE AND AGENCY TYPE
JUVENILE ADULTS GRAND CRIMINAL HOMICIDE FORCIBLE ROBBERY AGGRAV BURGLARY LARCENY AUTO
TOTAL MURDER NEG MANSL RAPE ASSAULT

06/02/81

AGENCY	80	79	CHANGE	TOTAL	MURDER	NEG	MANSL	RAPE	ROBBERY	AGGRAV ASSAULT	BURGLARY	LARCENY	AUTO THEFT
ELKINS PD	28	33	5+	61	0	0	0	0	1	6	23	56	6
CHANGE	0	0	0	0	0	0	0	0	0	0	18	34	4
MILL CREEK PD	0	0	0	0	0	0	0	0	0	0	0	22+	0
CHANGE	0	0	0	0	0	0	0	0	0	0	0	0	0

 RITCHEE CTY TOTAL 80 27 33 60 0 1 0 0 0 10 11 6 6 5
 CHANGE 79 12 12 24 0 0 0 0 0 6 4 4 1 0

 RURAL 80 6 25 31 0 1 0 0 0 0 8 11 6 5
 CHANGE 79 0 10 10 0 0 0 0 0 4 4 4 1 0

SHERIFF 80 0 0 0 0 0 0 0 0 0 0 0 0 0
 CHANGE 79 1 1- 0 0 0 0 0 0 0 0 0 0 0

STATE POLICE 80 6 25 31 0 0 0 0 0 0 8 11 6 5
 CHANGE 79 0 9 9 0 0 0 0 0 0 4 4 1 0

MUNICIPAL 80 0 2 2 0 0 0 0 0 0 2 0 0 0
 CHANGE 79 0 0 0 0 0 0 0 0 0 0 0 0 0

PENNSBORO PD 80 0 0 0 0 0 0 0 0 0 0 0 0 0
 CHANGE 79 0 0 0 0 0 0 0 0 0 0 0 0 0

CAIRO PD 80 0 2 2 0 0 0 0 0 0 2 0 0 0
 CHANGE 79 0 0 0 0 0 0 0 0 0 0 0 0 0

ROANE CTY TOTAL 80 14 39 53 1 2 1 0 0 2 23 22 2
 CHANGE 79 20 56 76 2 0 1 0 0 5 32 30 6

 RURAL 80 13 31 44 1 1 1 0 0 2 5 17 2 5
 CHANGE 79 4- 21- 25- 1- 1+ 1+ 0 0 3- 13- 24 7- 3-

SHERIFF 80 1 11 12 0 0 0 0 0 0 1 1 10 0
 CHANGE 79 3 10 13 1 1- 1- 0 0 0 8 7- 9+ 3-

JAN THRU DEC 80-79

PART I ARRESTS BY CHARGE AND AGENCY TYPE

06/02/81

AGENCY	CHARGE	JUVENILE	ADULTS	TOTAL	MURDER	CRIMINAL	HOMICIDE	FORCIBLE	ROBBERY	AGGRAV	BURGLARY	LARCENY	AUTO THEFT
STATE POLICE	80	12	20	32	1	1	2	2	0	1	18	7	2
	79	14	42	56	1	0	1	1	0	5	24	23	2
	CHANGE	2-	22-	24-	0	1+	1+	0	0	4-	6-	16-	0
MUNICIPAL	80	1	8	9	0	0	0	0	0	0	4	5	0
	79	3	4	7	0	0	0	0	0	0	0	6	1
	CHANGE	2-	4+	2+	0	0	0	0	0	0	4+	1-	1-
SPENCER PD	80	1	8	9	0	0	0	0	0	0	4	5	0
	79	3	4	7	0	0	0	0	0	0	0	6	1
	CHANGE	2-	4+	2+	0	0	0	0	0	0	4+	1-	1-

AGENCY	CHARGE	JUVENILE	ADULTS	TOTAL	MURDER	CRIMINAL	HOMICIDE	FORCIBLE	ROBBERY	AGGRAV	BURGLARY	LARCENY	AUTO THEFT
SUMMERS CITY	80	16	77	93	2	1	1	1	3	27	24	25	10
	79	10	66	76	0	0	5	9	9	12	11	39	0
	CHANGE	6+	11+	17+	2+	1+	4-	6-	6-	15+	13+	16-	10+

AGENCY	CHARGE	JUVENILE	ADULTS	TOTAL	MURDER	CRIMINAL	HOMICIDE	FORCIBLE	ROBBERY	AGGRAV	BURGLARY	LARCENY	AUTO THEFT
RURAL	80	8	43	51	2	1	0	0	1	18	15	6	8
	79	3	32	35	0	0	3	3	7	13	8	14	0
	CHANGE	5+	11+	16+	2+	1+	3-	0	6-	15+	7+	8-	8+

AGENCY	CHARGE	JUVENILE	ADULTS	TOTAL	MURDER	CRIMINAL	HOMICIDE	FORCIBLE	ROBBERY	AGGRAV	BURGLARY	LARCENY	AUTO THEFT
SHERIFF	80	3	20	23	0	0	0	0	1	16	2	2	2
	79	0	8	8	0	0	0	0	2	3	1	2	0
	CHANGE	3+	12+	15+	0	0	0	0	1-	13+	1+	0	2+

AGENCY	CHARGE	JUVENILE	ADULTS	TOTAL	MURDER	CRIMINAL	HOMICIDE	FORCIBLE	ROBBERY	AGGRAV	BURGLARY	LARCENY	AUTO THEFT
STATE POLICE	80	5	23	28	2	1	0	0	0	2	13	4	6
	79	3	24	27	0	0	0	0	5	7	12	12	0
	CHANGE	2+	1-	1+	2+	1+	3-	0	5-	2+	6+	8-	6+

AGENCY	CHARGE	JUVENILE	ADULTS	TOTAL	MURDER	CRIMINAL	HOMICIDE	FORCIBLE	ROBBERY	AGGRAV	BURGLARY	LARCENY	AUTO THEFT
MUNICIPAL	80	8	34	42	0	0	1	1	2	9	9	19	2
	79	7	34	41	0	0	2	2	0	3	3	25	2
	CHANGE	1+	0	1+	0	0	1-	0	0	0	6+	6-	2+

AGENCY	CHARGE	JUVENILE	ADULTS	TOTAL	MURDER	CRIMINAL	HOMICIDE	FORCIBLE	ROBBERY	AGGRAV	BURGLARY	LARCENY	AUTO THEFT
HINTON PD	80	8	34	42	0	0	1	1	2	9	9	19	2
	79	7	34	41	0	0	2	2	0	3	3	25	2
	CHANGE	1+	0	1+	0	0	1-	0	0	0	6+	6-	2+

AGENCY	CHARGE	JUVENILE	ADULTS	TOTAL	MURDER	CRIMINAL	HOMICIDE	FORCIBLE	ROBBERY	AGGRAV	BURGLARY	LARCENY	AUTO THEFT
TAYLOR CITY	80	17	38	55	0	0	3	4	2	4	22	19	5
	79	9	42	51	1	1	3	7	4	7	16	22	7
	CHANGE	8+	4-	4+	1-	0	0	3-	2-	3-	16+	16-	2-

AGENCY	CHARGE	JUVENILE	ADULTS	TOTAL	MURDER	CRIMINAL	HOMICIDE	FORCIBLE	ROBBERY	AGGRAV	BURGLARY	LARCENY	AUTO THEFT
RURAL	80	17	36	53	0	0	3	4	2	4	22	17	5
	79	8	41	49	1	1	3	6	4	3	5	22	6
	CHANGE	9+	5-	4+	1-	0	0	3-	2-	7-	17+	5-	1-

AGENCY	CHARGE	JUVENILE	ADULTS	TOTAL	MURDER	CRIMINAL	HOMICIDE	FORCIBLE	ROBBERY	AGGRAV	BURGLARY	LARCENY	AUTO THEFT
SHERIFF	80	2	23	25	0	0	1	1	0	1	9	14	0
	79	2	21	23	0	0	2	2	0	3	3	14	1
	CHANGE	0	2+	2+	0	0	1-	0	0	2-	6+	0	1-

JAN THRU DEC 80-79

PART I ARRESTS BY CHARGE AND AGENCY TYPE
JUVENILE ADULTS GRAND CRIMINAL MURDER NEG MANSL RAPE

06/02/81
33
PAGE

CHARGE	ADULTS	JUVENILE	TOTAL	MURDER	NEG MANSL	RAPE	ROBBERY	AGGRAV ASSAULT	BURGLARY	LARCENY	AUTO THEFT
STATE POLICE 80	15	13	28	0	0	2	2	3	13	3	5
STATE POLICE 79	6	20	26	1	1	1	4	4	2	8	5
CHANGE	9+	7-	2+	1-	1+	0	2-	1-	11+	5-	0
MUNICIPAL 80	0	2	2	0	0	0	0	0	0	2	0
MUNICIPAL 79	1	1	2	0	0	0	0	0	1	0	1
CHANGE	1-	1+	0	0	0	0	0	0	1-	2+	1-
GRAFTON PD 80	0	2	2	0	0	0	0	0	0	2	0
GRAFTON PD 79	1	0	1	0	0	0	0	0	0	2	0
CHANGE	1-	2+	1+	0	0	0	0	0	0	2+	1-
FLEMINGTON PD 80	0	0	0	0	0	0	0	0	0	0	0
FLEMINGTON PD 79	0	1	1	0	0	0	0	0	1	0	0
CHANGE	0	1-	1-	0	0	0	0	0	1-	0	0

CHARGE	ADULTS	JUVENILE	TOTAL	MURDER	NEG MANSL	RAPE	ROBBERY	AGGRAV ASSAULT	BURGLARY	LARCENY	AUTO THEFT
TUCKER CTY 80	3	22	25	0	0	0	0	1	4	18	2
TUCKER CTY 79	17	25	42	1	1	0	3	3	9	16	13
CHANGE	14-	3-	17-	1-	1-	0	2-	2-	5-	2+	11-

CHARGE	ADULTS	JUVENILE	TOTAL	MURDER	NEG MANSL	RAPE	ROBBERY	AGGRAV ASSAULT	BURGLARY	LARCENY	AUTO THEFT
RURAL 80	3	20	23	0	0	0	0	1	4	16	2
RURAL 79	16	25	41	0	1	0	0	3	9	19	13
CHANGE	13-	5-	18-	1-	1-	0	0	2-	5-	1+	11-

CHARGE	ADULTS	JUVENILE	TOTAL	MURDER	NEG MANSL	RAPE	ROBBERY	AGGRAV ASSAULT	BURGLARY	LARCENY	AUTO THEFT
SHERIFF 80	0	2	2	0	0	0	0	0	1	1	0
SHERIFF 79	9	4	13	0	0	0	0	1	6	2	4
CHANGE	9-	2-	11-	0	0	0	0	1-	5-	1-	4-

14

CHARGE	ADULTS	JUVENILE	TOTAL	MURDER	NEG MANSL	RAPE	ROBBERY	AGGRAV ASSAULT	BURGLARY	LARCENY	AUTO THEFT
STATE POLICE 80	3	18	21	0	0	0	0	1	3	15	2
STATE POLICE 79	7	21	28	0	1	0	0	2	3	13	9
CHANGE	4-	3-	7-	0	1-	0	0	1-	0	2+	7-

CHARGE	ADULTS	JUVENILE	TOTAL	MURDER	NEG MANSL	RAPE	ROBBERY	AGGRAV ASSAULT	BURGLARY	LARCENY	AUTO THEFT
MUNICIPAL 80	0	2	2	0	0	0	0	0	0	2	0
MUNICIPAL 79	1	0	1	0	0	0	0	0	0	1	0
CHANGE	1-	2+	1+	0	0	0	0	0	0	1+	0

CHARGE	ADULTS	JUVENILE	TOTAL	MURDER	NEG MANSL	RAPE	ROBBERY	AGGRAV ASSAULT	BURGLARY	LARCENY	AUTO THEFT
PARSONS PD 80	0	0	0	0	0	0	0	0	0	0	0
PARSONS PD 79	1	0	1	0	0	0	0	0	0	1	0
CHANGE	1-	0	1-	0	0	0	0	0	0	1-	0

CHARGE	ADULTS	JUVENILE	TOTAL	MURDER	NEG MANSL	RAPE	ROBBERY	AGGRAV ASSAULT	BURGLARY	LARCENY	AUTO THEFT
THOMAS PD 80	0	0	0	0	0	0	0	0	0	0	0
THOMAS PD 79	0	0	0	0	0	0	0	0	0	0	0
CHANGE	0	0	0	0	0	0	0	0	0	0	0

CHARGE	ADULTS	JUVENILE	TOTAL	MURDER	NEG MANSL	RAPE	ROBBERY	AGGRAV ASSAULT	BURGLARY	LARCENY	AUTO THEFT
DAVIS PD 80	0	0	0	0	0	0	0	0	0	0	0
DAVIS PD 79	0	0	0	0	0	0	0	0	0	0	0
CHANGE	0	0	0	0	0	0	0	0	0	0	0

CHARGE	ADULTS	JUVENILE	TOTAL	MURDER	NEG MANSL	RAPE	ROBBERY	AGGRAV ASSAULT	BURGLARY	LARCENY	AUTO THEFT
TYLER CTY 80	19	25	44	0	0	0	0	4	18	19	13
TYLER CTY 79	54	51	105	0	0	1	1	3	62	26	12
CHANGE	35-	26-	61-	0	1-	1-	1-	1+	44-	7-	9-

JAN THRU DEC 80-79

PART I ARRESTS BY CHARGE AND AGENCY TYPE

06/02/81

AGENCY	CHARGE	TOTAL	AGENCY TYPE												
			JUVENILE	ADULTS	GRAND	TOTAL	MURDER	NEG MANSL	RAPE	FORCIBLE	ROBBERY	AGGRAV ASSAULT	BURGLARY	LARCENY	AUTO THEFT
RURAL	80	6	17	23	0	0	0	0	0	0	0	0	9	12	0
	79	50	42	92	0	0	1	1	0	0	0	0	33	24	11
	CHANGE	44-	25-	69-	0	0	1-	1-	0	0	0	0	44-	12-	11-
SHERIFF	80	5	8	13	0	0	0	0	0	0	0	0	7	5	0
	79	38	20	58	0	0	1	1	0	0	0	0	37	11	7
	CHANGE	33-	12-	45-	0	0	1-	1-	0	0	0	0	30-	6-	7-
STATE POLICE	80	1	9	10	0	0	0	0	0	0	0	0	2	7	0
	79	12	22	34	0	0	0	0	0	0	0	0	16	13	4
	CHANGE	11-	13-	24-	0	0	0	0	0	0	0	0	14-	6-	4-
MUNICIPAL	80	13	8	21	0	0	0	0	0	0	0	0	9	7	3
	79	4	9	13	0	0	0	0	0	0	0	0	9	2	1
	CHANGE	9+	1-	8+	0	0	0	0	0	0	0	0	0	5+	2+
PADEN CITY PD	80	5	2	7	0	0	0	0	0	0	0	0	7	0	0
	79	0	1	1	0	0	0	0	0	0	0	0	0	0	0
	CHANGE	5+	1+	6+	0	0	0	0	0	0	0	0	7+	0	0
SISTERSVILLE PD	80	6	6	12	0	0	0	0	0	0	0	0	2	5	3
	79	2	6	8	0	0	0	0	0	0	0	0	7	1	0
	CHANGE	4+	0	4+	0	0	0	0	0	0	0	0	5-	4+	3+
MIDDLEBOURNE PD	80	2	0	2	0	0	0	0	0	0	0	0	0	2	0
	79	2	2	4	0	0	0	0	0	0	0	0	0	2	1
	CHANGE	0	2-	2-	0	0	0	0	0	0	0	0	2-	1+	1-
FRIENDLY PD	80	0	0	0	0	0	0	0	0	0	0	0	0	0	0
	79	0	0	0	0	0	0	0	0	0	0	0	0	0	0
	CHANGE	0	0	0	0	0	0	0	0	0	0	0	0	0	0
UPSHUR CITY	80	17	57	74	0	0	1	1	0	0	0	0	24	36	8
	79	23	51	74	2	0	2	2	0	0	0	0	16	29	7
	CHANGE	6-	6+	0	2-	0	1-	1-	2-	2-	11-	8+	7+	1+	1+
RURAL	80	8	47	55	0	0	0	0	0	0	0	0	10	34	6
	79	17	48	65	2	2	2	2	0	0	0	0	16	21	6
	CHANGE	9-	1-	10-	2-	2-	1-	1-	2-	2-	12-	6-	13+	0	0
SHERIFF	80	0	14	14	0	0	0	0	0	0	0	0	9	2	0
	79	10	39	49	1	0	0	0	0	0	0	0	15	16	0
	CHANGE	10-	25-	35-	1-	0	0	0	0	0	0	0	6-	14-	0
STATE POLICE	80	8	33	41	0	0	0	0	0	0	0	0	1	32	6
	79	7	9	16	1	0	0	0	0	0	0	0	1	5	6
	CHANGE	1+	24+	25+	1-	0	0	0	0	0	0	0	0	27+	0
MUNICIPAL	80	9	10	19	0	0	0	0	0	0	0	0	14	2	2
	79	6	3	9	0	0	0	0	0	0	0	0	0	8	1
	CHANGE	3+	7+	10+	0	0	0	0	0	0	0	0	14+	6-	1+

JAN THRU DEC 80-79

06/02/81

PAGE 36

PART I ARRESTS BY CHARGE AND AGENCY TYPE

JUVENILE ADULTS GRAND CRIMINAL HOMICIDE FORCIBLE ROBBERY BURGLARY LARCENY AUTO THEFT

CHARGE	ADULTS	JUVENILE	TOTAL	MURDER	NEG	MANSL	RAPE	ROBBERY	ASSAULT	BURGLARY	LARCENY	AUTO THEFT
SHERIFF 80	9	5	14	0	0	0	0	0	3	6	2	3
79	0	1	10	0	0	0	0	0	0	3	2	0
CHANGE	9	4+	4+	0	0	0	0	0	3	3	0	3+
STATE POLICE 80	24	9	33	0	2	2	2	0	7	16	4	2
79	13	4	17	0	0	0	0	3	6	1	5	2
CHANGE	11+	5+	16+	0	2+	2+	2+	3	1+	15+	1-	0
MUNICIPAL 80	0	2	2	0	0	0	0	0	0	2	0	0
79	4	0	4	0	0	0	0	0	0	4	0	0
CHANGE	4-	2+	2-	0	0	0	0	0	0	2-	0	0
WEBSTER SPRINGS PD 80	0	0	0	0	0	0	0	0	0	0	0	0
79	0	0	0	0	0	0	0	0	0	0	0	0
CHANGE	0	0	0	0	0	0	0	0	0	0	0	0
COWEN PD 80	0	0	0	0	0	0	0	0	0	0	0	0
79	0	0	0	0	0	0	0	0	0	0	0	0
CHANGE	0	0	0	0	0	0	0	0	0	0	0	0
CAMDEN-ON-GAULEY PD 80	0	2	2	0	0	0	0	0	0	2	0	0
79	0	0	0	0	0	0	0	0	0	0	0	0
CHANGE	0	2+	2+	0	0	0	0	0	0	2+	0	0

147

***** METZEL CTY TOTAL *****

80	86	53	149	2	0	0	1	0	18	31	86	11
79	103	41	144	1	0	0	0	5	10	51	61	16
CHANGE	17-	12+	5+	1+	0	0	1+	5-	8+	20-	25+	5-

***** METZEL CTY *****

***** RURAL *****

80	48	11	59	2	0	0	1	0	16	9	25	6
79	42	8	50	0	0	0	0	4	6	24	11	5
CHANGE	6+	3+	9+	2+	0	0	1+	4-	10+	15-	14+	1+

***** SHERIFF *****

80	14	7	21	2	0	0	0	0	3	2	11	3
79	13	2	15	0	0	0	0	2	1	5	6	2
CHANGE	1+	5+	6+	2+	0	0	0	2-	2+	3-	5+	2+

***** STATE POLICE *****

80	34	6	38	0	0	0	1	0	13	7	14	3
79	29	6	35	0	0	0	0	2	5	19	5	4
CHANGE	5+	2-	3+	0	0	0	1+	2-	8+	12-	9+	1-

***** MUNICIPAL *****

80	48	42	90	0	0	0	0	1	2	22	61	5
79	61	33	94	1	0	0	0	1	4	27	50	11
CHANGE	13-	9+	4-	1-	0	0	0	1-	2-	5-	11+	6-

***** HUNDRED PD *****

80	0	0	0	0	0	0	0	0	0	0	0	0
79	0	0	0	0	0	0	0	0	0	0	0	0
CHANGE	0	0	0	0	0	0	0	0	0	0	0	0

***** NEW MARTINSVILLE PD *****

80	47	41	88	0	0	0	0	0	1	21	61	5
79	60	29	89	1	0	0	0	1	4	22	50	11
CHANGE	13-	12+	1-	1-	0	0	0	1-	3-	1-	11+	6-

AGENCY	PART I ARRESTS BY CHARGE AND AGENCY TYPE		TOTAL	MURDER	CRIMINAL	HOMICIDE	FORCIBLE	ROBBERY	AGGRAV ASSAULT	BURGLARY	LARCENY	AUTO THEFT
	JUVENILE	ADULTS										
PINE GROVE PD	1	1	2	0	0	0	0	0	1	1	0	0
79	4	1	5	0	0	0	0	0	0	1	0	0
CHANGE	3-	0	3-	0	0	0	0	0	1+	4-	0	0
LITTLETON PD	0	0	0	0	0	0	0	0	0	0	0	0
79	0	0	0	0	0	0	0	0	0	0	0	0
CHANGE	0	0	0	0	0	0	0	0	0	0	0	0
SMITHFIELD PD	0	0	0	0	0	0	0	0	0	0	0	0
79	0	0	0	0	0	0	0	0	0	0	0	0
CHANGE	0	0	0	0	0	0	0	0	0	0	0	0
*****	*****	*****	*****	*****	*****	*****	*****	*****	*****	*****	*****	*****
WIRT CITY	17	22	39	0	0	0	0	0	0	17	11	1
TOTAL	13	23	36	0	0	0	0	0	6	14	13	3
CHANGE	6-	1-	7-	0	0	0	0	0	6-	3+	2-	2-
*****	*****	*****	*****	*****	*****	*****	*****	*****	*****	*****	*****	*****
RURAL	7	22	29	0	0	0	0	0	0	17	11	1
79	12	21	33	0	0	0	0	0	4	14	12	2-
CHANGE	5-	1+	4-	0	0	0	0	0	4-	3+	1-	2-
SHERIFF	0	0	0	0	0	0	0	0	0	0	0	0
79	0	0	0	0	0	0	0	0	0	0	0	0
CHANGE	0	0	0	0	0	0	0	0	0	0	0	0
STATE POLICE	7	22	29	0	0	0	0	0	0	17	11	1
79	12	21	33	0	0	0	0	0	4	14	12	3
CHANGE	5-	1+	4-	0	0	0	0	0	4-	3+	1-	2-
MUNICIPAL	0	0	0	0	0	0	0	0	0	0	0	0
79	1	2	3	0	0	0	0	0	2	0	1	0
CHANGE	1-	2-	3-	0	0	0	0	0	2-	0	1-	0
ELIZABETH PD	0	0	0	0	0	0	0	0	0	0	0	0
79	1	2	3	0	0	0	0	0	0	0	1	0
CHANGE	1-	2-	3-	0	0	0	0	0	2-	0	1-	0
*****	*****	*****	*****	*****	*****	*****	*****	*****	*****	*****	*****	*****
WOOD CITY	194	323	517	3	0	7	18	32	32	132	270	55
TOTAL	202	334	536	5	0	7	24	36	36	128	285	51
CHANGE	8-	11-	19-	2-	0	0	6-	4-	4-	4+	15-	4+
*****	*****	*****	*****	*****	*****	*****	*****	*****	*****	*****	*****	*****
RURAL	25	84	109	0	0	1	3	11	11	44	41	9
79	56	125	181	3	0	2-	8-	11	11	60	64	29
CHANGE	31-	41-	72-	3-	0	0	0	0	0	16-	23-	20-
SHERIFF	6	60	66	0	0	0	0	3	6	22	35	0
79	10	51	61	1	0	1	2-	5	5	18	28	3
CHANGE	4-	9+	5+	1-	0	0	0	1+	1+	4+	7+	3-

AGENCY	CHARGE	TOTAL	CRIMINAL		ROBBERY	AGGRAV ASSAULT	BURGLARY	LARCENY	AUTO THEFT
			MURDER	NEG MANS'L RAPE					
STATE POLICE	80	43	0	0	1	5	22	6	9
	79	74	2	0	1	6	42	36	26
	CHANGE	27-	120	2-	0	6-	20-	30-	17-
MUNICIPAL	80	408	3	0	6	21	88	229	46
	79	209	2	0	4	25	68	221	22
	CHANGE	23+	53+	1+	2+	4-	20+	8+	24+
PARKERSBURG PD	80	290	3	0	6	17	79	126	45
	79	136	2	0	2	21	55	95	19
	CHANGE	40+	85+	1+	4+	4-	24+	31+	26+
VIENNA PD	80	115	0	0	0	4	8	101	1
	79	131	0	0	2	2	1	123	3
	CHANGE	16-	0	0	1-	2+	7+	22-	2-
WILLIAMSTOWN PD	80	3	0	0	0	0	1	2	0
	79	19	0	0	0	0	12	3	0
	CHANGE	6-	16-	0	2-	0	11-	1-	0
WYOMING CTY	TOTAL	54	1	0	0	5	15	27	6
	80	37	1	0	0	1	40	10	3
	79	44	0	0	0	1	25	17+	3+
	CHANGE	7-	3-	0	0	4+	25-	17+	3+
RURAL	80	33	0	0	0	5	14	10	4
	79	42	2	0	0	1	31	5	3
	CHANGE	9-	2-	0	0	4+	17-	5+	1+
SHERIFF	80	0	0	0	0	0	0	0	0
	79	3	0	0	0	0	0	0	3
	CHANGE	3-	0	0	0	0	0	0	3-
STATE POLICE	80	33	0	0	0	5	14	10	4
	79	39	2	0	0	1	31	5	0
	CHANGE	6-	2-	0	0	4+	17-	5+	0
MUNICIPAL	80	21	1	0	0	0	1	17	2
	79	17	2	0	0	0	8	12	0
	CHANGE	4+	1-	0	0	0	8-	12+	2+
MULLENS PD	80	6	0	0	0	0	0	4	2
	79	12	0	0	0	0	0	3	0
	CHANGE	6-	0	0	0	0	0	1+	2+
PINEVILLE PD	80	0	0	0	0	0	0	0	0
	79	2	0	0	0	0	1	1	0
	CHANGE	2-	0	0	0	0	1-	1-	0
OCEANA PD	80	15	1	0	0	0	1	13	0
	79	3	2	0	0	0	0	1	0
	CHANGE	4+	1-	0	0	0	0	1+	0

PART II ARRESTS BY CHARGE AND AGENCY TYPE

The report in this section details the number of persons arrested for Part II Offenses for the reporting of 1979 and 1980. Definitions for each of the Part II Offenses may be found in this book in the Table of Contents under the category entitled "Classification of Offenses."

PAGE 1
PART II ARRESTS BY CHARGE AND AGENCY TYPE
JUVENILE ADULTS GRAND TOTAL OTHER ASSAULTS ARSON FORGERY FRAUD EMBEZZLE STOLEN PROPERTY VANDAL ILLGAL WEAPONS

		JUVENILE	ADULTS	GRAND TOTAL	OTHER ASSAULTS	ARSON	FORGERY	FRAUD	EMBEZZLE	STOLEN PROPERTY	VANDAL	ILLGAL WEAPONS	
WEST VIRGINIA TOTAL		80	4265	75940	80205	4428	176	663	3555	67	654	1305	2745
	79	4124	66544	70668	3871	139	507	2412	62	517	1135	2535	
	CHANGE	141+	9396+	9537+	557+	37+	156+	1143+	5+	137+	170+	210+	
RURAL		80	1359	38097	39456	2709	123	463	3327	59	427	641	2123
	79	1496	33201	34697	2285	98	341	2216	41	359	533	1967	
	CHANGE	137-	4896+	4759+	424+	25+	122+	1111+	18+	68+	108+	156+	
SHERIFF'S		80	503	22108	22611	1318	28	84	1935	31	155	323	1722
	79	798	20620	21418	1316	35	136	1465	24	158	253	1613	
	CHANGE	295-	1488+	1193+	2+	7-	52-	470+	7+	3-	70+	109+	
STATE POLICE		80	856	15989	16845	1391	95	379	1392	28	272	318	401
	79	698	12581	13279	969	63	205	751	17	201	280	354	
	CHANGE	158+	3408+	3566+	422+	32+	174+	641+	11+	71+	38+	47+	
MUNICIPAL		80	2906	37843	40749	1719	53	200	228	8	227	664	622
	79	2628	33343	35971	1586	41	168	196	21	158	602	568	
	CHANGE	278+	4500+	4778+	133+	12+	32+	32+	13-	69+	62+	54+	
BARBOUR CTY TOTAL		80	10	382	392	21	1	6	5	0	3	1	6
	79	17	223	240	19	3	0	3	0	0	6	6	
	CHANGE	7-	159+	152+	2+	2-	6+	3-	0	3+	5-	0	
RURAL		80	6	245	251	18	1	6	5	0	3	1	6
	79	12	138	150	19	3	0	8	0	0	2	6	
	CHANGE	6-	107+	101+	1-	2-	6+	3-	0	3+	1-	0	
SHERIFF		80	4	115	119	11	0	0	2	0	1	0	4
	79	7	72	79	11	0	0	0	0	0	0	3	
	CHANGE	3-	43+	40+	0	0	0	2+	0	1+	0	1+	
STATE POLICE		80	2	130	132	7	1	6	3	0	2	1	2
	79	5	66	71	8	3	0	8	0	0	2	3	
	CHANGE	3-	64+	61+	1-	2-	6+	5-	0	2+	1-	1-	
MUNICIPAL		80	4	137	141	3	0	0	0	0	0	0	0
	79	5	85	90	0	0	0	0	0	0	4	0	
	CHANGE	1-	52+	51+	3+	0	0	0	0	0	4-	0	
BELINGTON PD		80	0	46	46	1	0	0	0	0	0	0	0
	79	0	0	0	0	0	0	0	0	0	0	0	
	CHANGE	0	46+	46+	1+	0	0	0	0	0	0	0	
PHILIPPI PD		80	4	91	95	2	0	0	0	0	0	0	0
	79	5	85	90	0	0	0	0	0	0	4	0	
	CHANGE	1-	6+	5+	2+	0	0	0	0	0	4-	0	
BERKELEY CTY TOTAL		80	327	1917	2244	68	2	43	19	5	11	33	48
	79	290	1291	1521	66	2	7	7	2	6	21	39	
	CHANGE	37+	626+	663+	2+	0	36+	12+	3+	5+	12+	9+	
RURAL		80	31	829	860	28	2	39	19	5	2	6	31
	79	29	418	447	20	2	6	7	2	2	16	32	
	CHANGE	2+	411+	413+	8+	0	33+	12+	3+	0	10-	1-	
SHERIFF		80	2	409	411	14	0	0	1	0	1	0	25
	79	6	135	141	6	0	0	0	0	1	1	29	
	CHANGE	4-	274+	270+	8+	0	0	1+	0	0	1-	4-	
STATE POLICE		80	29	420	449	14	2	39	18	5	1	6	6
	79	23	283	306	14	2	6	7	2	1	15	3	
	CHANGE	6+	137+	143+	0	0	33+	11+	3+	0	9-	3+	
MUNICIPAL		80	296	1088	1384	40	0	4	0	0	9	27	17
	79	261	873	1134	46	0	1	0	0	4	5	7	
	CHANGE	35+	215+	250+	6-	0	3+	0	0	5+	22+	10+	
MARTINSBURG PD		80	296	1028	1324	40	0	4	0	0	9	27	17
	79	261	873	1134	46	0	1	0	0	4	5	7	
	CHANGE	35+	215+	250+	6-	0	3+	0	0	5+	22+	10+	
BOONE CTY TOTAL		80	55	1364	1419	43	6	9	16	0	1	22	52
	79	75	1352	1427	55	2	7	1	1	7	37	35	
	CHANGE	20-	12+	8-	7-	4+	0	15+	1-	4-	15-	17+	
RURAL		80	44	767	811	44	6	9	14	0	1	22	51
	79	61	924	945	50	2	9	1	1	7	37	32	
	CHANGE	17-	117-	134-	6-	4+	0	1+	1-	6-	15-	19+	
SHERIFF		80	2	374	376	13	0	1	0	0	0	9	42
	79	10	547	559	22	0	1	1	0	3	16	29	
	CHANGE	8-	175-	183-	9-	0	7-	1-	0	3-	1-	22+	
STATE POLICE		80	42	393	435	31	6	8	14	0	1	13	9
	79	51	335	386	23	2	6	9	1	4	27	12	
	CHANGE	9-	78+	49+	8+	4+	7+	15+	1-	3-	14-	3-	
MUNICIPAL		80	11	597	608	4	0	0	0	0	0	0	1
	79	14	448	487	5	0	0	9	0	0	0	3	
	CHANGE	3-	129+	125+	1-	0	0	0	0	0	0	2-	
MADISON PD		80	10	587	597	4	0	0	0	0	0	0	1
	79	9	449	478	5	0	0	0	0	0	0	3	
	CHANGE	1+	178+	119+	1-	0	0	0	0	0	0	2-	

	COML VICE	SEX OFFENSES	NARCOTIC AND DRUG	PART II GAMBLING	ARRESTS BY FAMILY OFFENSES	CHARGE DRIVING UND INFL	AND AGENCY LIQUOR LAWS	TYPE DRUNK-ENNESS	DISORD CONDUCT	VAGRANCY	OTHER OFFENSES	SUSPICION	CURFEW LOITER	RUN-AWAYS
WVAAL	97 109 12-	250 188 62+	2317 2049 268+	193 249 56-	773 636 137+	6851 6481 370+	593 410 183+	40073 35500 4573+	1887 1559 328+	66 83 17-	12962 11629 1313+	0 0 0	226 138 88+	346 510 113-
WVARU	10 13 3-	102 82 20+	1176 1045 131+	89 106 17-	730 582 148+	3220 3090 130+	134 152 18-	14240 12478 1762+	88 103 15-	9 25 16-	9610 8862 748+	0 0 0	0 9 9-	176 310 134-
WVASO	4 6 2-	41 42 1-	546 570 24-	4 9 5-	649 520 129+	1380 1393 13-	71 53 18+	7426 7140 286+	71 66 5+	7 12 5-	6743 6399 344+	0 0 0	0 9 9-	73 199 126-
WVASP	6 7 1-	61 40 21+	630 475 155+	85 97 12-	81 62 19+	1840 1697 143+	63 99 36-	6814 5338 1476+	17 37 20-	2 13 11-	2867 2463 404+	0 0 0	0 0 0	103 111 8-
WVAZZ	87 96 9-	148 106 42+	1141 1004 137+	104 143 39-	43 54 11-	3631 3391 240+	459 258 201+	25833 23022 2811+	1799 1456 343+	57 58 1-	3332 2767 565+	0 0 0	226 129 97+	168 147 21+
001AL	0 0 0	4 2 2+	16 11 5+	1 2 1-	1 2 1-	50 28 22+	6 2 4+	179 112 67+	18 0 18+	0 0 0	70 36 34+	0 0 0	0 0 0	4 3 1+
001RU	0 0 0	4 2 2+	16 6 10+	1 2 1-	1 2 1-	23 15 8+	2 1 1+	94 50 44+	1 0 1+	0 0 0	65 31 34+	0 0 0	0 0 0	4 3 1+
00150	0 0 0	3 2 1+	1 4 3-	0 2 2-	0 0 0	5 8 3-	0 0 0	30 19 11+	0 0 0	0 0 0	60 27 33+	0 0 0	0 0 0	2 3 1-
0015P	0 0 0	1 0 1+	15 2 13+	1 0 1+	1 2 1-	18 7 11+	2 1 1+	64 31 33+	1 0 1+	0 0 0	5 4 1+	0 0 0	0 0 0	2 0 2+
001ZZ	0 0 0	0 0 0	0 5 5-	0 0 0	0 0 0	27 13 14+	4 1 3+	85 62 23+	17 0 17+	0 0 0	5 5 0	0 0 0	0 0 0	0 0 0
00101	0 0 0	0 0 0	0 0 0	0 0 0	0 0 0	0 0 0	4 0 4+	25 0 25+	16 0 16+	0 0 0	0 0 0	0 0 0	0 0 0	0 0 0
00102	0 0 0	0 0 0	0 5 5-	0 0 0	0 0 0	27 13 14+	0 1 1-	60 62 2-	1 0 1+	0 0 0	5 5 0	0 0 0	0 0 0	0 0 0
002AL	0 0 0	17 1 3+	35 14 3+	13 0 12+	0 0 0	172 91 81+	6 0 6+	1281 916 365+	115 69 46+	9 1 8+	278 265 13+	0 0 0	42 40 2+	49 22 27+
002RU	0 0 0	1 1 0	26 23 3+	8 0 8+	0 0 0	122 66 54+	2 0 2+	447 202 240+	0 0 0	0 1 1-	119 67 52+	0 0 0	0 0 0	8 0 8+
00250	0 0 0	1 0 1+	9 6 3+	0 0 0	0 0 0	19 13 6+	0 0 0	282 64 212+	0 0 0	0 1 1-	58 20 38+	0 0 0	0 0 0	1 0 1+
0025P	0 0 0	0 1 1-	17 17 0	8 0 8+	0 0 0	103 53 50+	2 9 2+	140 138 72+	0 0 0	0 0 0	61 47 14+	0 0 0	0 0 0	7 0 7+
002Z2	0 0 0	9 0 3+	9 3 6+	10 0 10+	0 0 0	50 25 25+	4 0 4+	429 714 175+	115 67 46+	9 0 9+	159 195 39-	0 0 0	42 40 2+	41 22 19+
00291	0 0 0	9 0 3+	9 3 6+	10 0 16+	0 0 0	50 23 25+	4 0 4+	839 714 125+	115 69 46+	9 0 9+	159 198 39-	0 0 0	42 40 2+	41 22 19+
003AL	0 0 0	3 0 3+	51 39 48-	9 1 8+	5 4 1+	177 136 61+	3 7 4-	902 971 19-	0 2 2-	0 0 0	91 104 13-	0 0 0	0 0 0	4 6 2-
003RU	0 0 0	3 0 3+	46 83 42-	9 1 8+	4 4 0	104 86 18+	1 4 3-	435 533 97-	0 0 0	0 0 0	55 84 29-	0 0 0	0 0 0	4 6 2-
00350	0 0 0	0 0 0	11 40 29-	0 0 0	2 4 2-	53 66 3-	0 0 0	226 359 153-	0 0 0	0 0 0	4 0 4+	0 0 0	0 0 0	0 1 1-
0035P	0 0 0	3 0 3+	35 48 13-	9 1 8+	2 20 2+	46 20 26+	1 4 3-	200 144 56+	0 0 0	0 0 0	51 34 33-	0 0 0	0 0 0	4 5 1-
003Z2	0 0 0	0 0 0	5 11 6-	0 0 0	1 0 1+	93 50 43+	2 3 1-	466 388 78+	0 2 2-	0 0 0	35 20 16+	0 0 0	0 0 0	0 0 0
00301	0 0 0	0 0 0	5 11 6-	0 0 0	0 0 0	93 50 43+	2 2 0	456 367 89+	0 0 0	0 0 0	36 20 16+	0 0 0	0 0 0	0 0 0

PAGE 5
 PART II ARRESTS BY CHARGE AND AGENCY TYPE
 JUVENILE ADULTS GRAND TOTAL OTHER ASSAULTS

ARSON FORGERY FRAUD EMBEZZLE STOLEN PROPERTY VANDAL ILLEGAL WEAPONS

AGENCY	80	79	CHANGE	JUVENILE	ADULTS	GRAND TOTAL	OTHER ASSAULTS	ARSON	FORGERY	FRAUD	EMBEZZLE	STOLEN PROPERTY	VANDAL	ILLEGAL WEAPONS	
WHITESVILLE PD	80	79	CHANGE	1	10	11	0	0	0	0	0	0	0	0	
				5	19	24	0	0	0	0	0	0	0	0	
				4-	9-	13-	0	0	0	0	0	0	0	0	

BRAXTON CTY TOTAL	80	79	CHANGE	29	547	576	23	1	0	0	0	0	7	63	
				33	510	543	11	1	1	1	0	0	9	77	
				4-	37+	33+	12+	1+	1-	1-	0	0	2-	14-	

RURAL	80	79	CHANGE	20	250	270	11	1	0	0	0	0	4	62	
				13	193	206	2	0	1	0	0	0	2	73	
				7+	57+	64+	9+	1+	1-	0	0	0	2+	11-	
SHERIFF	80	79	CHANGE	7	112	119	5	1	0	0	0	0	0	54	
				4	136	140	1	0	1	0	0	0	1	67	
				3+	24-	21-	4+	1+	1-	0	0	0	1-	13-	
STATE POLICE	80	79	CHANGE	13	138	151	6	0	0	0	0	0	4	8	
				9	57	66	1	0	0	0	0	0	1	6	
				4+	81+	85+	5+	0	0	0	0	0	3+	2+	
MUNICIPAL	80	79	CHANGE	9	297	306	12	0	0	0	0	0	3	1	
				20	317	337	9	0	0	1	0	0	7	4	
				11-	20-	31-	3+	0	0	1-	0	0	4-	3-	
GASSAWAY PD	80	79	CHANGE	5	211	216	4	0	0	0	0	0	2	1	
				0	190	190	3	0	0	1	0	0	1	3	
				5+	21+	26+	1+	0	0	1-	0	0	1+	2-	
SUTTON PD	80	79	CHANGE	2	60	62	0	0	0	0	0	0	0	0	
				2	65	67	0	0	0	0	0	0	0	0	
				0	5-	5-	0	0	0	0	0	0	0	0	
BURNSVILLE PD	80	79	CHANGE	2	26	28	8	0	0	0	0	0	1	0	
				18	62	80	6	0	0	0	0	0	6	1	
				16-	36-	52-	2+	0	0	0	0	0	5-	1-	

BROOKE CTY TOTAL	80	79	CHANGE	27	376	403	27	2	4	1	0	3	5	13	
				84	422	506	34	0	3	0	0	4	22	18	
				57-	46-	103-	7-	2+	1+	1+	0	1-	17-	5+	

RURAL	80	79	CHANGE	18	224	242	11	2	4	1	0	3	2	12	
				49	177	226	2	0	2	0	0	3	2	6	
				31-	47+	16+	9+	2+	2+	1+	0	0	0	6+	
SHERIFF	80	79	CHANGE	18	182	200	1	0	3	1	0	2	1	12	
				49	157	206	2	0	0	0	0	3	2	6	
				31-	25+	6-	1-	0	3+	1+	0	1-	1-	6+	
STATE POLICE	80	79	CHANGE	0	42	42	10	2	1	0	0	1	1	0	
				0	20	20	0	0	2	0	0	0	0	0	
				0	22+	22+	10+	2+	1-	0	0	1+	1+	0	
MUNICIPAL	80	79	CHANGE	9	152	161	16	0	0	0	0	0	3	1	
				35	245	280	32	0	1	0	0	1	20	2	
				26-	93-	119-	16-	0	1-	0	0	1-	17-	1-	
FOLLANSBEE PD	80	79	CHANGE	0	12	12	0	0	0	0	0	0	0	0	
				0	10	10	0	0	0	0	0	0	0	0	
				0	2+	2+	0	0	0	0	0	0	0	0	
WELLSBURG PD	80	79	CHANGE	8	131	139	16	0	0	0	0	0	3	1	
				34	200	234	30	0	1	0	0	0	17	2	
				26-	69-	95-	14-	0	1-	0	0	0	14-	1-	
BETHANY PD	80	79	CHANGE	1	9	10	0	0	0	0	0	0	0	0	
				1	35	36	2	0	0	0	0	1	3	0	
				0	26-	26-	2-	0	0	0	0	1-	3-	0	

CABELL CTY TOTAL	80	79	CHANGE	532	6992	7524	387	15	56	76	0	55	154	173	
				568	7386	7954	332	9	40	59	5	55	120	176	
				36-	394-	430-	55+	6+	16+	17+	5-	0	34+	3-	

RURAL	80	79	CHANGE	95	2359	2454	33	4	16	9	0	9	24	36	
				104	2422	2526	11	2	8	4	1	14	7	35	
				9-	63-	72-	22+	2+	8+	5+	1-	5-	17+	1+	
SHERIFF	80	79	CHANGE	55	1877	1932	4	0	6	2	0	6	12	25	
				24-	2107	2186	6	2	3	3	0	11	7	32	
				24-	230-	254-	2-	2-	3+	1-	0	5-	5+	7-	
STATE POLICE	80	79	CHANGE	40	482	522	29	4	10	7	0	3	12	11	
				25	315	340	5	0	5	1	1	3	0	3	
				15+	167+	182+	24+	4+	5+	6+	1-	0	12+	8+	
MUNICIPAL	80	79	CHANGE	437	4633	5070	354	11	40	67	0	46	130	137	
				464	4964	5428	321	7	32	55	4	41	113	141	
				27-	331-	358-	33+	4+	8+	12+	4-	5+	17+	4-	
BARBOURSVILLE PD	80	79	CHANGE	41	199	240	20	0	0	3	0	2	31	8	
				21	57	78	3	0	0	0	0	0	4	4	
				20+	142+	162+	17+	0	0	3+	0	2+	27+	4+	
HUNTINGTON PD	80	79	CHANGE	381	4211	4592	317	10	39	64	0	43	94	128	
				424	4786	5210	306	7	32	54	4	40	105	132	
				43-	575-	618-	11+	3+	7+	10+	4-	3+	11-	4-	
MILTON PD	80	79	CHANGE	14	149	163	10	0	0	0	0	0	4	1	
				13	65	78	7	0	0	1	0	0	4	5	
				1+	84+	85+	3+	0	0	1-	0	0	0	4-	

	COML VICE	SEX OFFENSES	PART II NARCOTIC AND DRUG	GAMBLING	ARRESTS BY CHARGE FAMILY OFFENSES	DRIVING UND INFL	LIQUOR LAWS	AND AGENCY TYPE DRUNK-ENNESS	DISORD CONDUCT	VAGRANCY	OTHER OFFENSES	SUSPICION	CURFEW LOITER	RUN-AWAYS
00302	0	0	0	0	1	0	0	10	0	0	0	0	0	0
	0	0	0	0	0	0	1	21	2	0	0	0	0	0
	0	0	0	0	1+	0	1-	11-	2-	0	0	0	0	0
004AL	0	0	16	0	1	42	1	375	19	1	20	0	4	3
	0	0	11	0	1	63	5	278	24	2	55	0	3	2
	0	0	5+	0	0	21-	4-	97+	5-	1-	35-	0	1+	1+
004RU	0	0	8	0	0	21	0	142	2	0	16	0	0	3
	0	0	3	0	1	23	0	62	1	0	36	0	0	2
	0	0	5+	0	1-	2-	0	80+	1+	0	20-	0	0	1+
00450	0	0	2	0	0	9	0	33	2	0	12	0	0	1
	0	0	1	0	0	13	0	31	1	0	23	0	0	1
	0	0	1+	0	0	4-	0	2+	1+	0	11-	0	0	0
0045P	0	0	6	0	0	12	0	109	0	0	4	0	0	2
	0	0	2	0	1	10	0	31	0	0	13	0	0	1
	0	0	4+	0	1-	2+	0	78+	0	0	9-	0	0	1+
004Z2	0	0	8	0	1	21	1	233	17	1	4	0	4	0
	0	0	8	0	0	40	5	216	23	2	19	0	3	0
	0	0	0	0	1+	19-	4-	17+	6-	1-	15-	0	1+	0
00401	0	0	7	0	0	13	0	166	16	1	3	0	3	0
	0	0	6	0	0	14	3	133	17	0	9	0	0	0
	0	0	1+	0	0	1-	3-	33+	1-	1+	6-	0	3+	0
00402	0	0	0	0	1	7	1	51	1	0	1	0	0	0
	0	0	1	0	0	12	2	51	0	1	0	0	0	0
	0	0	1-	0	1+	5-	1-	0	1+	1-	1+	0	0	0
00403	0	0	1	0	0	1	0	16	0	0	0	0	1	0
	0	0	1	0	0	14	0	32	6	1	10	0	3	0
	0	0	0	0	0	13-	0	16-	6-	1-	10-	0	2-	0
005AL	2	1	17	0	1	49	0	157	29	0	82	0	0	10
	0	2	29	4	0	49	7	176	43	0	74	0	7	42
	2+	1-	12-	4-	1+	0	7-	21-	14-	0	8+	0	7-	32-
005RU	2	0	15	0	0	45	0	68	5	0	64	0	0	8
	0	0	10	4	0	41	0	68	13	0	35	0	2	38
	2+	0	5+	4-	0	4+	0	0	8-	0	29+	0	2-	30-
00550	2	0	14	0	0	44	0	56	5	0	51	0	0	8
	0	0	7	0	0	39	0	67	13	0	27	0	2	38
	2+	0	7+	0	0	5+	0	11-	8-	0	24+	0	2-	30-
0055P	0	0	1	0	0	1	0	12	0	0	13	0	0	0
	0	0	3	4	0	2	0	1	0	0	8	0	0	0
	0	0	2-	4-	0	1-	0	11+	0	0	5+	0	0	0
005Z2	0	1	2	0	1	4	0	89	24	0	18	0	0	2
	0	2	19	0	0	8	7	110	30	0	39	0	5	4
	0	1-	17-	0	1+	4-	7-	21-	6-	0	21-	0	5-	2-
00501	0	0	0	0	0	3	0	4	2	0	3	0	0	0
	0	0	0	0	0	4	0	3	3	0	0	0	0	0
	0	0	0	0	0	1-	0	1+	1-	0	3+	0	0	0
00502	0	1	0	0	0	0	0	79	22	0	15	0	0	2
	0	2	12	0	0	0	5	96	26	0	35	0	4	4
	0	1-	12-	0	0	0	5-	17-	4-	0	20-	0	4-	2-
00505	0	0	2	0	1	1	0	6	0	0	0	0	0	0
	0	0	7	0	0	4	2	11	1	0	4	0	1	0
	0	0	5-	0	1+	3-	2-	5-	1-	0	4-	0	1-	0
006AL	14	29	304	34	80	330	63	3594	231	1	1913	0	2	13
	14	17	319	82	34	381	49	3923	270	1	2055	0	0	13
	0	12+	15-	48-	46+	51-	14+	329-	39-	0	142-	0	2+	0
006RU	3	1	22	0	71	97	0	677	0	0	1440	0	0	12
	4	4	49	0	25	91	0	611	16	0	1634	0	0	10
	1-	3-	27-	0	46+	6+	0	66+	16-	0	194-	0	0	2+
00650	0	0	14	0	68	35	0	406	0	0	1353	0	0	1
	4	4	31	0	25	42	0	426	0	0	1590	0	0	0
	4-	4-	17-	0	43+	7-	0	20-	0	0	237-	0	0	1+
0065P	3	1	8	0	3	62	0	271	0	0	87	0	0	11
	0	0	18	0	0	49	0	185	16	0	44	0	0	10
	3+	1+	10-	0	3+	13+	0	86+	16-	0	43+	0	0	1+
006Z2	11	28	282	34	9	233	63	2917	231	1	473	0	2	1
	10	13	270	82	9	290	49	3312	254	1	421	0	0	3
	1+	15+	12+	48-	0	57-	14+	395-	23-	0	52+	0	2+	2-
00601	0	0	35	0	0	34	0	78	3	1	24	0	0	1
	0	0	14	0	0	7	0	40	0	0	6	0	0	0
	0	0	21+	0	0	27+	0	38+	3+	1+	18+	0	0	1+
00602	11	28	231	34	9	186	63	2684	226	0	425	0	0	0
	10	12	240	82	9	272	49	3213	248	1	394	0	0	0
	1+	16+	9-	48-	0	86-	14+	529-	/22-	1-	31+	0	0	0
00603	0	0	12	0	0	13	0	105	2	0	14	0	2	0
	0	0	11	0	0	11	0	30	6	0	3	0	0	0
	0	0	1+	0	0	2+	0	75+	4-	0	11+	0	2+	0

PART II ARRESTS BY CHARGE AND AGENCY TYPE
 JUVENILE ADULTS GRAND TOTAL OTHER ASSAULTS

PAGE 9
 ARSON FORGERY FRAUD EMBEZZLE STOLEN PROPERTY VANDAL ILLEGAL WEAPONS

AGENCY	80	JUVENILE	ADULTS	GRAND TOTAL	OTHER ASSAULTS	ARSON	FORGERY	FRAUD	EMBEZZLE	STOLEN PROPERTY	VANDAL	ILLEGAL WEAPONS
MU SECURITY POLICE	80	1	74	75	7	1	1	0	0	1	1	0
	79	6	56	62	5	0	0	0	0	1	0	0
CHANGE		5-	18+	13+	2+	1+	1+	0	0	0	1+	0

CALHOUN CTY TOTAL	80	7	115	125	8	0	1	0	0	2	1	14
	79	9	91	100	2	0	0	0	0	1	11	7
CHANGE		2-	27+	25+	6+	0	1+	0	0	1+	10-	7+

RURAL	80	7	106	113	8	0	1	0	0	2	1	14
	79	9	82	91	2	0	0	0	0	1	11	7
CHANGE		2-	24+	22+	6+	0	1+	0	0	1+	10-	7+
SHERIFF	80	1	9	10	0	0	0	0	0	0	0	10
	79	1	8	9	0	0	0	0	0	0	0	6
CHANGE		0	1+	1+	0	0	0	0	0	0	0	4+
STATE POLICE	80	6	97	103	8	0	1	0	0	2	1	4
	79	8	74	82	2	0	0	0	0	1	11	1
CHANGE		2-	23+	21+	6+	0	1+	0	0	1+	10-	3+
MUNICIPAL	80	0	12	12	0	0	0	0	0	0	0	0
	79	0	9	9	0	0	0	0	0	0	0	0
CHANGE		0	3+	3+	0	0	0	0	0	0	0	0
GRANTSVILLE PD	80	0	12	12	0	0	0	0	0	0	0	0
	79	0	9	9	0	0	0	0	0	0	0	0
CHANGE		0	3+	3+	0	0	0	0	0	0	0	0

CLAY CTY TOTAL	80	7	467	474	67	0	0	58	0	10	1	26
	79	9	433	442	8	1	6	24	1	5	0	21
CHANGE		2-	34+	32+	59+	1-	6-	34+	1-	5+	1+	5+

RURAL	80	7	462	469	67	0	0	58	0	10	1	26
	79	9	417	426	8	1	6	24	1	5	0	21
CHANGE		2-	45+	43+	59+	1-	6-	34+	1-	5+	1+	5+
SHERIFF	80	1	170	171	41	0	0	57	0	0	0	15
	79	2	121	123	8	0	5	24	0	0	0	15
CHANGE		1-	49+	48+	33+	0	5-	33+	0	0	0	0
STATE POLICE	80	6	292	298	26	0	0	1	0	10	1	11
	79	7	296	303	0	1	1	0	1	5	0	6
CHANGE		1-	4-	5-	26+	1-	1-	1+	1-	5+	1+	5+
MUNICIPAL	80	0	5	5	0	0	0	0	0	0	0	0
	79	0	16	16	0	0	0	0	0	0	0	0
CHANGE		0	11-	11-	0	0	0	0	0	0	0	0
CLAY PD	80	0	5	5	0	0	0	0	0	0	0	0
	79	0	16	16	0	0	0	0	0	0	0	0
CHANGE		0	11-	11-	0	0	0	0	0	0	0	0

DODDRIDGE CTY TOTAL	80	9	109	118	19	0	0	1	0	0	1	24
	79	2	173	175	15	3	0	11	0	1	0	33
CHANGE		7+	64-	57-	4+	3-	0	10-	0	1-	1+	9-

RURAL	80	9	98	107	18	0	0	1	0	0	1	24
	79	2	167	169	15	3	0	11	0	1	0	33
CHANGE		7+	69-	62-	3+	3-	0	10-	0	1-	1+	9-
SHERIFF	80	9	42	51	3	0	0	0	0	0	1	24
	79	1	43	44	0	0	0	0	0	0	0	30
CHANGE		8+	1-	7+	3+	0	0	0	0	0	1+	6-
STATE POLICE	80	0	56	56	15	0	0	1	0	0	0	0
	79	1	124	125	15	3	0	11	0	1	0	3
CHANGE		1-	68-	69-	0	3-	0	10-	0	1-	0	3-
MUNICIPAL	80	0	11	11	1	0	0	0	0	0	0	0
	79	0	6	6	0	0	0	0	0	0	0	0
CHANGE		0	5+	5+	1+	0	0	0	0	0	0	0
WEST UNION PD	80	0	11	11	1	0	0	0	0	0	0	0
	79	0	6	6	0	0	0	0	0	0	0	0
CHANGE		0	5+	5+	1+	0	0	0	0	0	0	0

FAYETTE CTY TOTAL	80	84	1923	2007	122	2	7	85	1	20	20	51
	79	92	2024	2116	106	18	23	11	0	17	33	56
CHANGE		8-	101-	109-	16+	16-	16-	74+	1+	3+	13-	5-

RURAL	80	25	973	998	105	2	7	85	1	15	19	43
	79	17	787	804	80	17	18	10	0	7	23	43
CHANGE		8+	186+	194+	25+	15-	11-	75+	1+	8+	4-	0
SHERIFF	80	8	629	637	89	1	5	82	1	8	19	35
	79	8	507	515	63	17	18	9	0	3	20	33
CHANGE		0	122+	122+	26+	16-	13-	73+	1+	5+	1-	2+
STATE POLICE	80	17	344	361	16	1	2	3	0	7	0	8
	79	9	280	289	17	0	0	1	0	4	3	10
CHANGE		8+	64+	72+	1-	1+	2+	2+	0	3+	3-	2-
MUNICIPAL	80	59	950	1009	17	0	0	0	0	5	1	8
	79	75	1237	1312	26	1	5	1	0	10	10	13
CHANGE		16-	287-	303-	9-	1-	5-	1-	0	5-	9-	5-

	COMPL VICE	SEX OFFENSES	NARCOTIC AND DRUG	PART II GAMBLING	ARRESTS BY FAMILY OFFENSES	CHARGE DRIVING UND INFL	AND LIQUOR LAWS	AGENCY TYPE DRUNK-ENNESS	DISORD CONDUCT	VAGRANCY	OTHER OFFENSES	SUSPICION LOITER	CURFEW	RUN-AWAYS
00604	0 0	0 1- 0	4 5 1-	0 0 0	0 0 0	0 0 0	0 0 0	50 29 21+	0 0 0	0 0 0	10 18 8-	0 0 0	0 0 0	0 3 3-
007AL	0 0 0	0 0 0	3 0 3+	0 0 0	0 0 0	30 21 9+	2 2 0	50 44 6+	0 0 0	0 0 0	14 12 2+	0 0 0	0 0 0	0 0 0
007RU	0 0 0	0 0 0	3 0 3+	0 0 0	0 0 0	29 19 10+	2 2 0	39 37 2+	0 0 0	0 0 0	14 12 2+	0 0 0	0 0 0	0 0 0
00750	0 0 0	0 0 0	0 0 0	0 0 0	0 0 0	0 1 1-	0 0 0	0 1 1-	0 0 0	0 0 0	0 1 1-	0 0 0	0 0 0	0 0 0
007SP	0 0 0	0 0 0	3 0 3+	0 0 0	0 0 0	29 18 11+	2 2 0	39 36 3+	0 0 0	0 0 0	14 11 3+	0 0 0	0 0 0	0 0 0
007ZZ	0 0 0	0 0 0	0 0 0	0 0 0	0 0 0	1 2 1-	0 0 0	11 7 4+	0 0 0	0 0 0	0 0 0	0 0 0	0 0 0	0 0 0
00701	0 0 0	0 0 0	0 0 0	0 0 0	0 0 0	1 2 1-	0 0 0	11 7 4+	0 0 0	0 0 0	0 0 0	0 0 0	0 0 0	0 0 0
008AL	0 0 0	0 0 0	6 1 5+	0 0 0	0 0 0	56 55 1+	9 0 9+	139 218 79-	0 0 0	1 0 1+	101 101 0	0 0 0	0 0 0	0 1 1-
008RU	0 0 0	0 0 0	6 1 5+	0 0 0	0 0 0	56 55 1+	9 0 9+	134 202 68-	0 0 0	1 0 1+	101 101 0	0 0 0	0 0 0	0 1 1-
00850	0 0 0	0 0 0	0 1 1-	0 0 0	0 0 0	2 2 0	0 0 0	17 24 7-	0 0 0	0 0 0	39 44 5-	0 0 0	0 0 0	0 0 0
008SP	0 0 0	0 0 0	6 0 6+	0 0 0	0 0 0	54 53 1+	9 9 9+	117 178 61-	0 0 0	1 0 1+	62 57 5+	0 0 0	0 0 0	0 1 1-
008ZZ	0 0 0	0 0 0	0 0 0	0 0 0	0 0 0	0 0 0	0 0 0	5 16 11-	0 0 0	0 0 0	0 0 0	0 0 0	0 0 0	0 0 0
00801	0 0 0	0 0 0	0 0 0	0 0 0	0 0 0	0 0 0	0 0 0	5 16 11-	0 0 0	0 0 0	0 0 0	0 0 0	0 0 0	0 0 0
009AL	0 0 0	0 0 0	0 2 2-	0 0 0	1 2 1-	5 12 7-	0 0 0	25 35 10-	0 0 0	2 0 2+	39 61 22-	0 0 0	0 0 0	1 0 1+
009RU	0 0 0	0 0 0	0 2 2-	0 0 0	1 2 1-	4 12 8-	0 0 0	17 29 12-	0 0 0	2 0 2+	38 61 23-	0 0 0	0 0 0	1 0 1+
00950	0 0 0	0 0 0	0 0 0	0 0 0	0 0 0	0 0 0	0 0 0	1 1 0	0 0 0	2 0 2+	19 13 6+	0 0 0	0 0 0	1 0 1+
009SP	0 0 0	0 0 0	0 2 2-	0 0 0	1 2 1-	4 12 8-	0 0 0	16 28 12-	0 0 0	0 0 0	19 48 29-	0 0 0	0 0 0	0 0 0
009ZZ	0 0 0	0 0 0	0 0 0	0 0 0	0 0 0	1 0 1+	0 0 0	8 6 2+	0 0 0	0 0 0	1 0 1+	0 0 0	0 0 0	0 0 0
00901	0 0 0	0 0 0	0 0 0	0 0 0	0 0 0	1 0 1+	0 0 0	8 6 2+	0 0 0	0 0 0	1 0 1+	0 0 0	0 0 0	0 0 0
010AL	0 5 5-	2 8 6-	109 69 40+	3 11 8-	44 13 31+	312 392 80-	17 17 0	1022 1125 103-	42 23 19+	0 1 1-	135 172 37-	0 0 0	1 0 1+	12 16 4-
010RU	0 5 5-	2 8 6-	87 41 46+	3 10 7-	41 11 30+	98 156 58-	14 2 12+	385 336 49+	6 3 3+	0 0 0	75 33 42+	0 0 0	0 0 0	10 1 9+
01050	0 1 1-	1 7 6-	40 23 17+	0 0 0	41 11 30+	51 91 40-	0 0 0	201 192 9+	6 3 3+	0 0 0	56 24 32+	0 0 0	0 0 0	1 0 1+
010SP	0 4 4-	1 1 0	47 18 29+	3 10 7-	0 0 0	47 65 18-	14 2 12+	184 144 40+	0 0 0	0 0 0	19 9 10+	0 0 0	0 0 0	9 0 8+
010ZZ	0 0 0	0 0 0	22 28 6-	0 1 1-	3 2 1+	214 236 22-	3 15 12-	637 789 152-	36 20 16+	0 1 1-	60 139 79-	0 0 0	1 1 1+	2 15 13-

PART II ARRESTS BY CHARGE AND AGENCY TYPE
 JUVENILE ADULTS GRAND TOTAL OTHER ASSAULTS

PAGE 13

ARSON FORGERY FRAUD EMBEZZLE STOLEN PROPERTY VANDAL ILLGAL WEAPONS

AGENCY	80	79	CHANGE	JUVENILE	ADULTS	GRAND TOTAL	OTHER ASSAULTS	ARSON	FORGERY	FRAUD	EMBEZZLE	STOLEN PROPERTY	VANDAL	ILLGAL WEAPONS
ANSTED PD	80	79	CHANGE	0	6	6	0	0	0	0	0	0	0	0
FAYETTEVILLE PD	80	79	CHANGE	10	161	171	1	0	0	0	0	0	0	5
MONTGOMERY PD	80	79	CHANGE	21	403	424	15	0	0	0	0	0	0	9
MOUNT HOPE PD	80	79	CHANGE	1	83	84	1	0	0	0	0	0	0	1
OAK HILL PD	80	79	CHANGE	24	272	296	0	0	0	0	0	5	0	2
MEADOW BRIDGE PD	80	79	CHANGE	3	5	8	0	0	0	0	0	0	0	0
SMITHERS PD	80	79	CHANGE	0	13	13	0	0	0	0	0	0	0	0
PAX PD	80	79	CHANGE	0	3	3	0	0	0	0	0	0	0	0
W VA TECH SECURITY	80	79	CHANGE	0	4	4	0	0	0	0	0	0	1	0

GILMER CTY TOTAL	80	79	CHANGE	1	435	436	10	0	0	20	0	0	3	27

RURAL	80	79	CHANGE	1	192	193	9	0	0	20	0	0	1	24
SHERIFF	80	79	CHANGE	1	119	120	0	0	0	0	0	0	1	24
STATE POLICE	80	79	CHANGE	0	73	73	9	0	0	20	0	0	0	0
MUNICIPAL	80	79	CHANGE	0	243	243	1	0	0	0	0	0	2	3
GLENVILLE PD	80	79	CHANGE	0	236	236	0	0	0	0	0	0	1	3
GLENVILLE ST SECURITY	80	79	CHANGE	0	7	7	1	0	0	0	0	0	1	0

GRANT CTY TOTAL	80	79	CHANGE	5	236	241	5	0	5	64	0	3	7	28

RURAL	80	79	CHANGE	3	140	143	5	0	5	64	0	3	7	26
SHERIFF	80	79	CHANGE	1	30	31	0	0	0	0	0	0	0	25
STATE POLICE	80	79	CHANGE	2	110	112	5	0	5	64	0	3	7	1
MUNICIPAL	80	79	CHANGE	2	96	98	0	0	0	0	0	0	0	2
PETERSBURG PD	80	79	CHANGE	1	89	90	0	0	0	0	0	0	0	0
BAYARD PD	80	79	CHANGE	1	7	8	0	0	0	0	0	0	0	2

GREENBRIER CTY TOTAL	80	79	CHANGE	22	1312	1334	3	3	4	1	0	8	0	59

RURAL	80	79	CHANGE	14	707	721	3	3	4	1	0	8	0	58

JAN THRU DEC 80-79

	COML VICE	SEX OFFENSES	PART II MARCOTIC AND DRUG	GAMBLING	ARRESTS BY FAMILY OFFENSES	PAGE 14 BY CHARGE DRIVING UND INFL	AND LIQUOR LAWS	AGENCY TYPE DRUNK-ENNESS	DISORD CONDUCT	VAGRANCY	OTHER OFFENSES	SUSPICION	CURFEW LOITER	RUN-AWAYS
01001	0	0	0	0	0	0	0	3	2	0	1	0	0	0
	0	0	0	0	0	1	0	8	0	0	0	0	0	0
	0	0	0	0	0	1-	0	5-	2+	0	1+	0	0	0
01002	0	0	6	0	0	57	0	95	2	0	4	0	1	0
	0	0	7	0	0	44	1	122	1	0	10	0	0	0
	0	0	1-	0	0	13+	1-	27-	1+	0	6-	0	1+	0
01003	0	0	16	0	1	55	1	258	29	0	47	0	0	2
	0	0	11	1	0	71	12	395	15	1	80	0	0	6
	0	0	5+	1-	1+	16-	11-	137-	14+	1-	33-	0	0	4-
01004	0	0	0	0	0	21	0	54	0	0	7	0	0	0
	0	0	1	0	0	9	0	35	1	0	0	0	0	3
	0	0	1-	0	0	12+	0	19+	1-	0	7+	0	0	3-
01005	0	0	0	0	2	80	1	205	0	0	1	0	0	0
	0	0	8	0	0	106	0	206	1	0	43	0	0	4
	0	0	8-	0	2+	26-	1+	1-	1-	0	42-	0	0	4-
01006	0	0	0	0	0	0	0	8	0	0	0	0	0	0
	0	0	0	0	0	0	0	4	0	0	0	0	0	1
	0	0	0	0	0	0	0	4+	0	0	0	0	0	1-
01007	0	0	0	0	0	0	0	13	0	0	0	0	0	0
	0	0	0	0	0	0	0	5	0	0	0	0	0	0
	0	0	0	0	0	0	0	8+	0	0	0	0	0	0
01008	0	0	0	0	0	1	0	1	1	0	0	0	0	0
	0	0	1	0	2	5	2	9	0	0	4	0	0	1
	0	0	1-	0	2-	4-	2-	8-	1+	0	4-	0	0	1-
01009	0	0	0	0	0	0	1	0	2	0	0	0	0	0
	0	0	0	0	0	0	1+	5-	2	0	2	0	0	0
	0	0	0	0	0	0	0	0	0	0	2-	0	0	0
*****	*****	*****	*****	*****	*****	*****	*****	*****	*****	*****	*****	*****	*****	*****
011AL	0	0	13	0	5	22	1	241	1	2	91	0	0	0
	0	0	0	0	0	19	15	144	0	2	32	0	0	0
	0	0	12+	0	5+	3+	14-	97+	1+	0	59+	0	0	0
*****	*****	*****	*****	*****	*****	*****	*****	*****	*****	*****	*****	*****	*****	*****
011RU	0	0	1	0	5	7	0	39	0	2	85	0	0	0
	0	0	0	0	0	7	0	22	0	2	28	0	0	0
	0	0	1+	0	5+	0	0	17+	0	0	57+	0	0	0
01150	0	0	1	0	0	3	0	24	0	2	65	0	0	0
	0	0	0	0	0	2	0	13	0	2	24	0	0	0
	0	0	1+	0	0	1+	0	11+	0	0	41+	0	0	0
0115P	0	0	0	0	5	4	0	15	0	0	20	0	0	0
	0	0	0	0	5	0	0	9	0	0	4	0	0	0
	0	0	0	0	5+	1-	0	6+	0	0	16+	0	0	0
011ZZ	0	0	12	0	0	15	1	202	1	0	6	0	0	0
	0	0	1	0	0	12	15	122	0	0	4	0	0	0
	0	0	11+	0	0	3+	14-	80+	1+	0	2+	0	0	0
01101	0	0	12	0	0	14	1	199	1	0	5	0	0	0
	0	0	0	0	0	12	15	121	0	0	2	0	0	0
	0	0	12+	0	0	2+	14-	76+	1+	0	3+	0	0	0
01102	0	0	0	0	0	1	0	3	0	0	1	0	0	0
	0	0	1	0	0	0	0	1	0	0	2	0	0	0
	0	0	1-	0	0	1+	0	2+	0	0	1-	0	0	0
*****	*****	*****	*****	*****	*****	*****	*****	*****	*****	*****	*****	*****	*****	*****
012AL	0	0	6	0	0	42	3	63	11	0	4	0	0	0
	0	2	9	1	5	44	1	61	0	0	6	0	0	0
	0	2-	3-	1-	5-	2-	2+	2+	11+	0	2-	0	0	0
*****	*****	*****	*****	*****	*****	*****	*****	*****	*****	*****	*****	*****	*****	*****
012RU	0	0	1	0	0	9	3	15	2	0	3	0	0	0
	0	2	7	1	5	17	0	17	0	0	6	0	0	0
	0	2-	6-	1-	5-	8-	3+	2-	2+	0	3-	0	0	0
01250	0	0	0	0	0	1	3	1	0	0	1	0	0	0
	0	0	0	0	5	3	0	6	0	0	2	0	0	0
	0	0	0	0	5-	2-	3+	5-	0	0	1-	0	0	0
0125P	0	0	1	0	0	8	0	14	2	0	2	0	0	0
	0	2	7	1	0	14	0	11	0	0	4	0	0	0
	0	2-	4-	1-	0	6-	0	3+	2+	0	2-	0	0	0
012ZZ	0	0	5	0	0	33	0	48	9	0	1	0	0	0
	0	0	2	0	0	27	1	44	0	0	0	0	0	0
	0	0	3+	0	0	6+	1-	4+	9+	0	1+	0	0	0
01201	0	0	5	0	0	32	0	45	8	0	0	0	0	0
	0	0	2	0	0	27	1	44	0	0	0	0	0	0
	0	0	3+	0	0	5+	1-	1+	8+	0	0	0	0	0
01203	0	0	0	0	0	1	0	3	1	0	1	0	0	0
	0	0	0	0	0	0	0	0	1+	0	0	0	0	0
	0	0	0	0	0	1+	0	3+	1+	0	1+	0	0	0
*****	*****	*****	*****	*****	*****	*****	*****	*****	*****	*****	*****	*****	*****	*****
013AL	0	2	62	5	27	234	1	851	3	0	71	0	0	0
	0	0	98	13	3	280	1	857	6	3	28	0	0	0
	0	2+	36-	8-	24+	46-	0	6-	3-	3-	43+	0	0	0
*****	*****	*****	*****	*****	*****	*****	*****	*****	*****	*****	*****	*****	*****	*****
013RU	0	2	57	5	27	135	1	347	0	0	70	0	0	0
	0	0	86	13	3	151	1	430	0	3	27	0	0	0
	0	2+	29-	8-	24+	16-	0	83-	0	3-	43+	0	0	0

PART II ARRESTS BY CHARGE AND AGENCY TYPE
JUVENILE ADULTS GRAND TOTAL OTHER ASSAULTS ARSON FORGERY FRAUD EMBEZZLE STOLEN PROPERTY VANDAL ILLEGAL WEAPONS

Table with columns for Agency Name, Year (80, 79), Change, and 12 categories of charges: JUVENILE, ADULTS, GRAND TOTAL, OTHER ASSAULTS, ARSON, FORGERY, FRAUD, EMBEZZLE, STOLEN PROPERTY, VANDAL, ILLEGAL WEAPONS. Rows include Sheriff, State Police, Municipal, and various Police Departments (Lewisburg, Rainelle, Ronceverte, White Sulphur Springs, Quinwood, Rupert, Hampshire, Romney, Hancock, Chester, Weirton, New Cumberland, Hardy) and Rural totals.

PART II ARRESTS BY CHARGE AND AGENCY TYPE
 JUVENILE ADULTS GRAND TOTAL OTHER ASSAULTS ARSON FORGERY FRAUD EMBEZZLE STOLEN PROPERTY VANDAL ILLEGAL WEAPONS

		JUVENILE	ADULTS	GRAND TOTAL	OTHER ASSAULTS	ARSON	FORGERY	FRAUD	EMBEZZLE	STOLEN PROPERTY	VANDAL	ILLEGAL WEAPONS
SHERIFF	80	3	183	186	23	0	0	55	7	0	0	53
	79	11	216	227	17	0	0	60	7	0	4	73
CHANGE		8-	33-	41-	6+	0	0	5-	0	0	4-	20-
STATE POLICE	80	0	40	40	3	0	1	1	0	0	1	0
	79	1	57	58	3	0	0	0	0	0	0	0
CHANGE		1-	17-	18-	0	0	1+	1+	0	0	1+	0
MUNICIPAL	80	6	119	125	7	0	0	0	0	0	1	0
	79	6	89	95	8	0	0	0	0	0	2	1
CHANGE		0	30+	30+	1-	0	0	0	0	0	1-	1-
MOOREFIELD PD	80	4	100	104	6	0	0	0	0	0	1	0
	79	3	77	80	7	0	0	0	0	0	0	1
CHANGE		1+	23+	24+	1-	0	0	0	0	0	1+	1-
WARDENSVILLE PD	80	2	19	21	1	0	0	0	0	0	0	0
	79	3	12	15	1	0	0	0	0	0	2	0
CHANGE		1-	7+	6+	0	0	0	0	0	0	2-	0

HARRISON CTY TOTAL	80	72	2523	2595	51	6	32	9	2	10	13	42
	79	59	1709	1768	52	2	17	3	4	11	24	34
CHANGE		13+	814+	827+	1-	4+	15+	6+	2-	1-	11-	8+

RURAL	80	16	902	918	26	0	23	6	2	5	8	14
	79	3	545	548	33	0	12	0	2	8	14	16
CHANGE		13+	357+	370+	7-	0	11+	6+	0	3-	6-	2-
SHERIFF	80	2	56	58	0	0	0	0	0	0	2	4
	79	2	52	54	0	0	1	0	0	1	0	7
CHANGE		0	4+	4+	0	0	1-	0	0	1-	2+	3-
STATE POLICE	80	14	846	860	26	0	23	6	2	5	6	10
	79	1	493	494	33	0	11	0	2	7	14	9
CHANGE		13+	353+	366+	7-	0	12+	6+	0	2-	8-	1+
MUNICIPAL	80	56	1621	1677	25	6	9	3	0	5	5	28
	79	56	1164	1220	19	2	5	3	2	3	10	18
CHANGE		0	457+	457+	6+	4+	4+	0	2-	2+	5-	10+
BRIDGEPORT PD	80	3	85	88	1	0	0	1	0	0	2	2
	79	0	16	16	0	0	0	0	0	0	0	2
CHANGE		3+	69+	72+	1+	0	0	1+	0	0	2+	0
CLARKSBURG PD	80	17	1150	1167	12	0	5	0	0	1	0	23
	79	23	956	979	8	1	5	1	1	2	0	14
CHANGE		6-	194+	188+	4+	1-	0	1-	1-	1-	0	9+
SALEM PD	80	12	225	237	10	0	4	2	0	0	3	1
	79	21	112	133	7	0	0	2	0	1	5	1
CHANGE		9-	113+	104+	3+	0	4+	0	0	1-	2-	0
SHINNSTON PD	80	0	34	34	0	0	0	0	0	0	0	0
	79	0	5	5	0	0	0	0	0	0	0	0
CHANGE		0	29+	29+	0	0	0	0	0	0	0	0
STONEWOOD PD	80	5	56	61	2	0	0	0	0	3	0	1
	79	1	35	36	2	1	0	0	0	0	1	1
CHANGE		4+	21+	25+	0	1-	0	0	0	0	3+	0
ANMOORE PD	80	0	3	3	0	0	0	0	0	0	0	1
	79	0	5	5	0	0	0	0	0	0	1	0
CHANGE		0	2-	2-	0	0	0	0	0	0	1-	1+
NUTTER FORT PD	80	7	39	46	0	0	0	0	0	0	0	0
	79	11	29	40	2	0	0	0	1	0	3	0
CHANGE		4-	10+	6+	2-	0	0	0	1-	0	3-	0
LUMBERPORT PD	80	4	26	30	0	0	0	0	0	1	0	0
	79	0	1	1	0	0	0	0	0	0	0	0
CHANGE		4+	25+	29+	0	0	0	0	0	1+	0	0
LOST CREEK PD	80	8	3	11	0	6	0	0	0	0	0	0
	79	0	5	5	0	0	0	0	0	0	0	0
CHANGE		8+	2-	6+	0	6+	0	0	0	0	0	0
WEST MILFORD PD	80	0	0	0	0	0	0	0	0	0	0	0
	79	0	0	0	0	0	0	0	0	0	0	0
CHANGE		0	0	0	0	0	0	0	0	0	0	0

JACKSON CTY TOTAL	80	36	743	779	13	3	13	3	3	2	5	31
	79	22	634	656	10	0	5	0	1	2	3	57
CHANGE		14+	109+	123+	3+	3+	8+	3+	2+	0	2+	26-

RURAL	80	21	496	517	9	3	7	3	3	2	1	30
	79	15	409	424	7	0	2	0	0	2	0	57
CHANGE		6+	87+	93+	2+	3+	5+	3+	3+	0	1+	27-
SHERIFF	80	11	227	238	3	0	1	0	0	0	1	29
	79	6	256	262	1	0	0	0	0	0	0	57
CHANGE		5+	29-	24-	2+	0	1+	0	0	0	1+	28-
STATE POLICE	80	10	269	279	6	3	6	3	3	2	0	1
	79	9	153	162	6	0	2	0	0	2	0	0
CHANGE		1+	116+	117+	0	3+	4+	3+	3+	0	0	1+
MUNICIPAL	80	15	247	262	4	0	6	0	0	0	4	1
	79	7	225	232	3	0	3	0	1	0	3	0
CHANGE		8+	22+	30+	1+	0	3+	0	1-	0	1+	1+
RAVENSWOOD PD	80	12	150	162	4	0	6	0	0	0	4	1
	79	7	125	132	3	0	3	0	1	0	3	0
CHANGE		5+	25+	30+	1+	0	3+	0	1-	0	1+	1+

JAN THRU DEC 80-79

PAGE 22

	COMI VICE	SIX OFFENSES	PART II NARCOTIC AND DRUG	GAMBLING	ARRESTS BY FAMILY OFFENSES	CHARGE DRIVING UND INFL	LIQUOR LAWS	AND AGENCY TYPE CRIM- ENNESS	DISORD CONDUCT	VAGRANCY	OTHER OFFENSES	SUSPICION	CURFEW LOITER	RUN- AWAYS
01650	0	0	10	0	5	0	6	0	0	27	0	0	0	
	0	0	15	0	5	3	10	0	0	33	0	0	0	
	0	0	5-	0	0	3-	4-	0	0	6-	0	0	0	
0165P	0	0	1	0	0	15	16	1	0	1	0	0	0	
	0	1	7	0	0	20	23	0	0	2	0	0	0	
	0	1-	8-	0	0	5-	7-	1+	0	1-	0	0	0	
0162Z	0	0	1	0	0	33	1	7	0	4	0	1	0	
	0	0	1	0	2	16	0	6	1	7	0	0	0	
	0	0	0	0	2-	17+	1+	1+	1-	3-	0	1+	0	
01601	0	0	1	0	0	27	64	0	0	4	0	1	0	
	0	0	0	0	1	13	48	3	0	7	0	0	0	
	0	0	1+	0	1-	14+	16+	3-	0	3-	0	1+	0	
01602	0	0	0	0	0	6	6	7	0	0	0	0	0	
	0	0	1	0	1	3	3	3	1	0	0	0	0	
	0	0	1-	0	1-	3+	3+	4+	1-	0	0	0	0	

017AL	0	8	40	0	9	161	12	1347	187	8	652	0	1	5
	1	1	42	0	3	133	9	914	150	14	340	0	11	3
	1-	7+	2-	0	6+	28+	3+	433+	37+	6-	312+	0	10-	2+

017RU	0	3	6	0	4	66	4	249	3	0	496	0	0	3
	0	1	3	0	2	66	7	186	0	0	197	0	0	1
	0	2+	3+	0	2+	0	3-	63+	3+	0	299+	0	0	2+
01750	0	0	0	0	0	1	4	13	0	0	34	0	0	0
	0	0	0	0	2	1	7	19	0	0	15	0	0	1
	0	0	0	0	2-	0	3-	6-	0	0	19+	0	0	1-
0175P	0	3	6	0	4	65	0	236	3	0	462	0	0	3
	0	1	3	0	0	65	0	167	0	0	182	0	0	0
	0	2+	3+	0	4+	0	0	69+	3+	0	280+	0	0	3+
0172Z	0	5	34	0	5	95	8	1098	184	8	156	0	1	2
	1	0	39	0	1	67	2	728	150	14	143	0	11	2
	1-	5+	5-	0	4+	28+	6+	370+	34+	6-	13+	0	10-	0
01701	0	0	0	0	0	8	3	51	9	0	11	0	0	0
	0	0	0	0	0	5	0	9	0	0	0	0	0	0
	0	0	0	0	0	3+	3+	42+	9+	0	11+	0	0	0
01702	0	4	24	0	1	35	3	797	150	7	104	0	1	0
	1	0	37	0	0	30	0	612	136	13	116	0	0	2
	1-	4+	13-	0	1+	5+	3+	185+	14+	6-	12-	0	1+	2-
01703	0	0	2	0	1	36	0	131	17	1	29	0	0	0
	0	0	2	0	0	24	0	50	9	0	21	0	11	0
	0	0	0	0	1+	12+	0	81+	8+	1+	8+	0	11-	0
01704	0	0	0	0	0	1	0	26	4	0	3	0	0	0
	0	0	0	0	0	0	0	5	0	0	0	0	0	0
	0	0	0	0	0	1+	0	21+	4+	0	3+	0	0	0
01705	0	0	3	0	2	3	0	36	4	0	7	0	0	0
	0	0	0	0	1	0	0	26	2	0	2	0	0	0
	0	0	3+	0	1+	3+	0	10+	2+	0	5+	0	0	0
01706	0	0	0	0	0	0	1	1	0	0	0	0	0	0
	0	0	0	0	0	0	2-	1	1	0	0	0	0	0
	0	0	0	0	0	0	1-	0	1-	0	0	0	0	0
01707	0	0	4	0	0	8	0	33	0	0	1	0	0	0
	0	0	0	0	0	4	0	23	2	1	4	0	0	0
	0	0	4+	0	0	4+	0	10+	2-	1-	3-	0	0	0
01708	0	1	1	0	1	4	0	19	0	0	1	0	0	2
	0	0	0	0	0	1	0	0	0	0	0	0	0	0
	0	1+	1+	0	1+	3+	0	19+	0	0	1+	0	0	2+
01709	0	0	0	0	0	0	1	4	0	0	0	0	0	0
	0	0	0	0	0	3	0	2	0	0	0	0	0	0
	0	0	0	0	0	3-	1+	2+	0	0	0	0	0	0
01710	0	0	0	0	0	0	0	0	0	0	0	0	0	0
	0	0	0	0	0	0	0	0	0	0	0	0	0	0
	0	0	0	0	0	0	0	0	0	0	0	0	0	0

018AL	0	5	8	0	14	126	16	428	2	0	106	0	1	0
	0	0	12	0	12	113	25	357	2	0	51	0	0	6
	0	5+	4-	0	2+	13+	9-	71+	0	0	55+	0	1+	6-

018RU	0	3	5	0	14	79	16	277	2	0	63	0	0	0
	0	0	9	0	12	76	25	214	0	0	14	0	0	6
	0	3+	4-	0	2+	3+	9-	63+	2+	0	49+	0	0	6-
01850	0	0	1	0	8	26	6	140	0	0	23	0	0	0
	0	0	2	0	9	31	12	137	0	0	13	0	0	0
	0	0	1-	0	1-	5-	6-	3+	0	0	10+	0	0	0
0185P	0	3	4	0	6	53	10	137	2	0	40	0	0	0
	0	0	7	0	3	45	13	77	0	0	1	0	0	6
	0	3+	3-	0	3+	8+	3-	60+	2+	0	39+	0	0	6-
0182Z	0	2	3	0	0	47	0	151	0	0	43	0	1	0
	0	0	3	0	0	37	0	143	2	0	37	0	0	0
	0	2+	0	0	0	10+	0	8+	2-	0	6+	0	1+	0
01801	0	2	3	0	0	33	0	69	0	0	40	0	0	0
	0	0	3	0	0	20	0	63	2	0	34	0	0	0
	0	2+	0	0	0	13+	0	6+	2-	0	6+	0	0	0

PART II ARRESTS BY CHARGE AND AGENCY TYPE
JUVENILE ADULTS GRAND TOTAL OTHER ASSAULTS

PAGE 25

RIPLEY PD	80	3	97	100	0	0	0	0	0	0	0	0	0
	79	0	100	100	0	0	0	0	0	0	0	0	0
	CHANGE	3+	3-	0	0	0	0	0	0	0	0	0	0

JEFFERSON CTY TOTAL	80	36	873	909	168	4	11	33	0	21	36	41	
	79	24	679	703	135	1	13	47	0	7	29	23	
	CHANGE	12+	194+	206+	33+	3+	2-	14-	0	14+	7+	18+	

RURAL	80	15	489	504	140	4	11	33	0	12	33	28	
	79	16	461	477	131	0	13	47	0	7	26	22	
	CHANGE	1-	28+	27+	9+	4+	2-	14-	0	5+	7+	6+	
SHERIFF	80	0	17	17	0	0	0	0	0	6	0	5	
	79	0	21	21	0	0	0	0	0	0	0	1	
	CHANGE	0	4-	4-	0	0	0	0	0	6+	0	4+	
STATE POLICE	80	15	472	487	140	4	11	33	0	6	33	23	
	79	16	448	456	131	0	13	47	0	7	26	21	
	CHANGE	1-	32+	31+	9+	4+	2-	14-	0	1-	7+	2+	
MUNICIPAL	80	21	384	405	28	0	0	0	0	9	3	13	
	79	8	218	226	4	1	0	0	0	0	3	1	
	CHANGE	13+	166+	179+	24+	1-	0	0	0	9+	0	12+	
CHARLES TOWN PD	80	1	109	110	0	0	0	0	0	0	0	0	
	79	2	142	144	0	0	0	0	0	0	0	0	
	CHANGE	1-	33-	34-	0	0	0	0	0	0	0	0	
SHEPHERDSTOWN PD	80	2	16	18	0	0	0	0	0	0	2	1	
	79	1	7	8	0	0	0	0	0	0	1	0	
	CHANGE	1+	9+	10+	0	0	0	0	0	0	1+	1+	
RANSON PD	80	13	156	169	16	0	0	0	0	8	1	4	
	79	1	29	30	2	1	0	0	0	0	1	1	
	CHANGE	12+	127+	139+	14+	1-	0	0	0	8+	0	3+	
HARPERS FERRY PD	80	5	103	108	12	0	0	0	0	1	0	8	
	79	4	40	44	2	0	0	0	0	0	1	0	
	CHANGE	1+	63+	64+	10+	0	0	0	0	1+	1-	8+	

KANAWHA CTY TOTAL	80	770	11430	12200	751	32	93	735	16	177	207	257	
	79	652	9760	10412	573	18	93	429	18	148	128	270	
	CHANGE	118+	1670+	1788+	178+	14+	0	306+	2-	29+	79+	13-	

RURAL	80	281	5073	5354	346	26	50	719	13	131	91	139	
	79	193	3869	4062	212	12	60	406	12	105	54	132	
	CHANGE	88+	1204+	1292+	134+	14+	10-	313+	1+	26+	37+	7+	
SHERIFF	80	58	2740	2798	58	4	23	672	12	67	61	54	
	79	71	1991	2062	24	1	43	384	11	50	43	70	
	CHANGE	13-	749+	736+	34+	3+	15-	288+	1+	17+	18+	16-	
STATE POLICE	80	223	2333	2556	288	22	22	47	1	64	30	85	
	79	122	1878	2000	188	11	17	22	1	55	11	62	
	CHANGE	101+	455+	556+	100+	11+	5+	25+	0	9+	19+	23+	
MUNICIPAL	80	489	6357	6846	405	6	43	16	3	45	116	118	
	79	459	5891	6350	361	6	33	23	6	43	74	138	
	CHANGE	30+	466+	496+	44+	0	10+	7-	3-	3+	42+	20-	
BELLE PD	80	0	29	29	0	0	0	0	0	0	0	0	
	79	0	27	27	0	0	0	0	0	0	0	0	
	CHANGE	0	2+	2+	0	0	0	0	0	0	0	0	
CHARLESTON PD	80	267	3691	3958	348	3	34	14	1	34	96	84	
	79	322	4287	4609	309	3	20	18	6	21	59	121	
	CHANGE	55-	596-	651-	39+	0	14+	4-	5-	13+	37+	37-	
DUNBAR PD	80	51	258	309	14	2	3	0	1	7	6	8	
	79	15	123	138	2	0	6	1	0	5	7	2	
	CHANGE	36+	135+	171+	12+	2+	3-	1-	1+	2+	1-	6+	
NITRO PD	80	28	389	417	9	1	0	0	0	4	8	8	
	79	21	279	300	3	1	0	0	0	0	3	3	
	CHANGE	7+	110+	117+	6+	0	0	0	0	4+	5+	5+	
ST ALBANS PD	80	30	351	381	18	0	3	1	1	1	2	4	
	79	26	208	234	9	0	4	0	0	1	1	3	
	CHANGE	4+	143+	147+	9+	0	1-	1+	1+	0	1+	1+	
SOUTH CHARLESTON PD	80	94	1208	1302	14	0	3	1	0	0	0	9	
	79	64	673	737	35	0	2	4	0	1	0	7	
	CHANGE	30+	535+	565+	21-	0	1+	3-	0	1-	0	2+	
CHESAPEAKE PD	80	3	147	150	1	0	0	0	0	0	0	1	
	79	1	61	62	2	0	0	0	0	15	0	0	
	CHANGE	2+	86+	88+	1-	0	0	0	0	15-	0	1+	
MARMET PD	80	14	52	66	0	0	0	0	0	0	4	1	
	79	2	33	35	0	0	0	0	0	0	3	0	
	CHANGE	12+	19+	31+	0	0	0	0	0	0	1+	1+	
EAST BANK PD	80	0	8	8	0	0	0	0	0	0	0	0	
	79	0	13	13	0	1	0	0	0	0	0	0	
	CHANGE	0	5-	5-	0	1-	0	0	0	0	0	0	
GLASGOW PD	80	0	1	1	0	0	0	0	0	0	0	0	
	79	5	7	12	0	0	0	0	0	0	1	0	
	CHANGE	5-	6-	11-	0	0	0	0	0	0	1-	0	

	COML VICE	SEX OFFENSES	NARCOTIC AND DRUG	PART II GAMBLING	ARRESTS BY FAMILY OFFENSES	DRIVING UND INFL	CHARGE AND LIQUOR LAWS	AGENCY TYPE DRUNK-ENNESS	DISORD CONDUCT	VAGRANCY	OTHER OFFENSES	SUSPICION LOITER	CURFEW	RUN-AWAYS
01802	0 0 0	0 0 0	0 0 0	0 0 0	0 0 0	14 17 3-	0 80 2+	82 80 2+	0 0 0	0 0 0	3 3 0	0 0 0	1 0 1+	0 0 0
019AL	0 3 3-	3 3 0	23 12 11+	0 0 0	1 2 1-	136 94 42+	0 3 3-	293 251 42+	94 27 67+	2 0 2+	42 52 10-	0 0 0	0 0 0	1 1 0
019RU	0 3 3-	1 3 2-	21 9 12+	0 0 0	0 1 1-	73 64 9+	0 3 3-	139 99 40+	0 3 3-	0 0 0	9 46 37-	0 0 0	0 0 0	0 0 0
01950	0 0 0	0 0 0	0 9 0	0 0 0	0 1 1-	0 2 2-	0 3 0	0 3 3-	0 0 0	0 0 0	6 14 8-	0 0 0	0 0 0	0 0 0
0195P	0 3 3-	1 3 2-	21 9 12+	0 0 0	0 0 0	73 62 11+	0 3 3-	139 96 43+	0 3 3-	0 0 0	3 32 29-	0 0 0	0 0 0	0 0 0
0192Z	0 0 0	2 0 2+	2 3 1-	0 0 0	1 1 0	63 39 33+	0 0 0	154 152 2+	94 24 70+	2 0 2+	33 6 27+	0 0 0	0 0 0	1 1 0
01901	0 0 0	0 0 0	0 0 0	0 0 0	0 0 0	18 16 2+	0 0 0	53 116 63-	38 12 26+	0 0 0	1 0 1+	0 0 0	0 0 0	0 0 0
01902	0 0 0	1 0 1+	0 0 0	0 0 0	0 0 0	5 4 1+	0 0 0	2 2 0	5 0 5+	2 0 2+	0 0 0	0 0 0	0 0 0	0 1 1-
01903	0 0 0	1 0 1+	0 0 0	0 0 0	1 0 1+	33 6 27+	0 0 0	67 13 56+	37 6 31+	0 0 0	1 0 1+	0 0 0	0 0 0	0 0 0
01904	0 0 0	0 0 0	2 3 1-	0 0 0	0 1 1-	7 4 3+	0 0 0	32 21 11+	14 6 8+	0 0 0	31 6 25+	0 0 0	0 0 0	1 0 1+
020AL	45 34 11+	43 52 9-	553 209 344+	18 46 28-	135 96 39+	1161 852 309+	51 19 32+	5620 5174 446+	208 191 17+	0 20 20-	2024 1972 52+	0 0 0	38 18 20+	36 52 16-
020RU	1 0 1+	11 9 2+	213 67 146+	7 10 3-	135 89 46+	467 315 152+	0 14 14-	1323 1082 241+	0 0 0	0 6 6-	1663 1444 219+	0 0 0	0 0 0	19 33 14-
020S0	0 0 0	3 2 1+	31 16 15+	0 0 0	130 80 50+	90 62 28+	0 4 4-	393 241 152+	0 0 0	0 0 0	1181 1007 174+	0 0 0	0 0 0	14 24 10-
0205P	1 0 1+	8 7 1+	182 51 131+	7 10 3-	5 9 4-	377 253 124+	0 10 10-	930 841 89+	0 0 0	0 6 6-	482 437 45+	0 0 0	0 0 0	5 9 4-
0202Z	44 34 10+	32 43 11-	340 142 198+	11 36 25-	0 7 7-	694 537 157+	51 5 46+	4297 4092 205+	208 191 17+	0 14 14-	361 528 167-	0 0 0	38 18 20+	17 19 2-
02001	0 0 0	0 0 0	0 0 0	0 0 0	0 0 0	7 2 5+	0 0 0	22 25 3-	0 0 0	0 0 0	0 0 0	0 0 0	0 0 0	0 0 0
02002	44 34 10+	21 39 18-	175 105 70+	11 36 25-	0 7 7-	202 264 62-	12 2 10+	2504 3002 498-	105 126 21-	0 13 13-	258 410 152-	0 0 0	0 1 1-	12 13 1-
02003	0 0 0	4 2 2+	94 5 89+	0 0 0	0 0 0	37 24 13+	1 0 1+	100 60 40+	13 6 7+	0 0 0	19 18 1+	0 0 0	0 0 0	0 0 0
02004	0 0 0	2 0 2+	5 9 4-	0 0 0	0 0 0	82 43 39+	0 1 1-	240 216 24+	21 6 15+	0 0 0	35 12 23+	0 0 0	2 0 2+	0 3 3-
02005	0 0 0	5 2 3+	19 0 19+	0 0 0	0 0 0	64 36 28+	20 0 20+	226 146 80+	5 12 7-	0 0 0	10 20 10-	0 0 0	0 0 0	2 0 2+
02006	0 0 0	0 0 0	44 15 29+	0 0 0	0 0 0	206 110 96+	14 2 12+	906 450 456+	33 38 5-	0 0 0	38 53 15-	0 0 0	34 17 17+	0 3 3-
02007	0 0 0	0 0 0	3 4 1-	0 0 0	0 0 0	86 27 59+	4 0 4+	44 14 30+	10 0 10+	0 0 0	1 0 1+	0 0 0	0 0 0	0 0 0
02008	0 0 0	0 0 0	0 0 0	0 0 0	0 0 0	3 6 3-	0 0 0	35 26 9+	18 0 18+	0 0 0	0 0 0	0 0 0	2 0 2+	3 0 3+
02011	0 0 0	0 0 0	0 1 1-	0 0 0	0 0 0	0 1 1-	0 0 0	8 9 1-	0 1 1-	0 0 0	0 0 0	0 0 0	0 0 0	0 0 0
02013	0 0 0	0 0 0	0 0 0	0 0 0	0 0 0	0 10 10-	0 0 0	1 0 1+	0 0 0	0 1 1-	0 0 0	0 0 0	0 0 0	0 0 0

PART II ARRESTS BY CHARGE AND AGENCY TYPE
 JUVENILE ADULTS GRAND TOTAL OTHER ASSAULTS ARSON FORGERY FRAUD EMBEZZLE STOLEN PROPERTY VANDAL ILLEGAL WEAPONS

AGENCY	80	79	CHANGE	JUVENILE	ADULTS	GRAND TOTAL	OTHER ASSAULTS	ARSON	FORGERY	FRAUD	EMBEZZLE	STOLEN PROPERTY	VANDAL	ILLEGAL WEAPONS
CLENDENIN PD	80	79	CHANGE	0	108	108	0	0	0	0	0	0	0	0
				0	136	136	0	0	0	0	0	0	0	0
				0	28-	28-	0	0	0	0	0	0	0	0
CEDAR GROVE PD	80	79	CHANGE	0	105	105	0	0	0	0	0	0	0	0
				1	24	25	0	0	0	0	0	0	0	0
				1-	81+	80+	0	0	0	0	0	0	0	0
PRATT PD	80	79	CHANGE	2	7	9	0	0	0	0	0	0	0	2
				1	2	3	0	0	1	0	0	0	0	0
				1+	5+	6+	0	0	1-	0	0	0	0	2+
HANDLEY PD	80	79	CHANGE	0	0	0	0	0	0	0	0	0	0	0
				1	15	16	0	1	0	0	0	0	0	2
				1-	15-	16-	0	1-	0	0	0	0	0	2-
W VA ST COLLEGE SECURITY	80	79	CHANGE	0	3	3	1	0	0	0	0	0	0	1
				0	3	3	1	0	0	0	0	0	0	0
				0	0	0	0	0	0	0	0	0	0	1+

LEWIS CTY TOTAL	80	79	CHANGE	16	501	517	37	0	3	0	0	2	5	26
				18	747	765	22	1	10	2	0	2	1	33
				2-	246-	248-	15+	1-	7-	2-	0	0	4+	7-

RURAL	80	79	CHANGE	9	277	286	34	0	3	0	0	2	5	26
				18	581	599	21	1	9	2	0	2	1	33
				9-	304-	313-	13+	1-	6-	2-	0	0	4+	7-
SHERIFF	80	79	CHANGE	5	215	220	23	0	2	0	0	2	0	25
				10	293	303	13	0	2	0	0	1	0	31
				5-	78-	83-	10+	0	0	0	0	1+	0	6-
STATE POLICE	80	79	CHANGE	4	62	66	11	0	1	0	0	0	5	1
				8	288	296	8	1	7	2	0	1	1	2
				4-	226-	230-	3+	1-	6-	2-	0	1-	4+	1-
MUNICIPAL	80	79	CHANGE	7	224	231	3	0	0	0	0	0	0	0
				0	166	166	1	0	1	0	0	0	0	0
				7+	58+	65+	2+	0	1-	0	0	0	0	0
WESTON PD	80	79	CHANGE	7	224	231	3	0	0	0	0	0	0	0
				0	166	166	1	0	1	0	0	0	0	0
				7+	58+	65+	2+	0	1-	0	0	0	0	0

LINCOLN CTY TOTAL	80	79	CHANGE	14	279	293	12	2	0	2	0	1	3	19
				15	331	346	21	3	0	0	1	3	7	16
				1-	52-	53-	9-	1-	0	2+	1-	2-	4-	3+

RURAL	80	79	CHANGE	10	267	277	12	1	0	2	0	1	2	19
				12	321	333	21	3	0	0	1	3	7	15
				2-	54-	56-	9-	2-	0	2+	1-	2-	5-	4+
SHERIFF	80	79	CHANGE	1	89	90	0	0	0	0	0	0	0	14
				0	91	91	11	0	0	0	0	0	0	5
				1+	2-	1-	11-	0	0	0	0	0	0	9+
STATE POLICE	80	79	CHANGE	9	178	187	12	1	0	2	0	1	2	5
				12	230	242	10	3	0	1	1	3	7	10
				3-	52-	55-	2+	2-	0	2+	1-	2-	5-	5-
MUNICIPAL	80	79	CHANGE	4	12	16	0	1	0	0	0	0	1	0
				3	10	13	0	0	0	0	0	0	0	1
				1+	2+	3+	0	1+	0	0	0	0	1+	1-
HAMLIN PD	80	79	CHANGE	4	12	16	0	1	0	0	0	0	1	0
				3	10	13	0	0	0	0	0	0	0	1
				1+	2+	3+	0	1+	0	0	0	0	1+	1-

LOGAN CTY TOTAL	80	79	CHANGE	22	2424	2446	116	0	15	4	0	41	17	68
				96	2474	2570	105	1	17	4	0	9	24	71
				74-	50-	124-	11+	1-	2-	0	0	32+	7-	3-

RURAL	80	79	CHANGE	14	2114	2128	115	0	15	4	0	41	16	63
				60	2218	2278	98	1	17	4	0	9	23	68
				46-	104-	150-	17+	1-	2-	0	0	32+	7-	5-
SHERIFF	80	79	CHANGE	0	922	922	6	0	0	0	0	3	0	16
				29	1500	1529	7	0	0	0	0	0	0	27
				29-	578-	607-	1-	0	0	0	0	3+	0	11-
STATE POLICE	80	79	CHANGE	14	1192	1206	109	0	15	4	0	38	16	47
				31	718	749	91	1	17	4	0	9	23	41
				17-	474+	457+	18+	1-	2-	0	0	29+	7-	6+
MUNICIPAL	80	79	CHANGE	8	310	318	1	0	0	0	0	0	1	5
				36	256	292	7	0	0	0	0	0	1	3
				28-	54+	26+	6-	0	0	0	0	0	0	2+
LOGAN PD	80	79	CHANGE	0	0	0	0	0	0	0	0	0	0	0
				23	59	82	1	0	0	0	0	0	0	0
				23-	59-	82-	1-	0	0	0	0	0	0	0
MAN PD	80	79	CHANGE	2	127	129	0	0	0	0	0	0	0	2
				4	48	52	1	0	0	0	0	0	0	0
				2-	79+	77+	1-	0	0	0	0	0	0	2+

JAN THRU DEC 80-79

PAGE 30

	CCML VICE	SEX OFFENSES	NARCOTIC AND DRUG	PART II GAMBLING	ARRESTS BY FAMILY OFFENSES	CHARGE DRIVING UND INFL	AND LIQUOR LAWS	AGENCY TYPE DRUNK-ENNESS	DISORD CONDUCT	VAGRANCY	OTHER OFFENSES	SUSPICION	CURFEW LOITER	RUN-AWAYS
02014	0	0	0	0	0	0	0	105	3	0	0	0	0	0
	0	0	1	0	0	0	0	119	1	0	15	0	0	0
	0	0	1-	0	0	0	0	14-	2+	0	13-	0	0	0
02016	0	0	0	0	0	5	0	100	0	0	0	0	0	0
	0	0	0	0	0	10	0	14	1	0	0	0	0	0
	0	0	0	0	0	5-	0	86+	1-	0	0	0	0	0
02017	0	0	0	0	0	2	0	5	0	0	0	0	0	0
	0	0	0	0	0	1	0	1	0	0	0	0	0	0
	0	0	0	0	0	1+	0	4+	0	0	0	0	0	0
02018	0	0	0	0	0	0	0	0	0	0	0	0	0	0
	0	0	1	0	0	3	0	9	0	0	0	0	0	0
	0	0	1-	0	0	3-	0	9-	0	0	0	0	0	0
02020	0	0	0	0	0	0	0	1	0	0	0	0	0	0
	0	0	1	0	0	0	0	1	0	0	0	0	0	0
	0	0	1-	0	0	0	0	0	0	0	0	0	0	0

021AL	0	3	1	0	1	49	0	237	9	0	144	0	0	0
	0	0	4	0	2	43	0	269	2	0	372	0	0	2
	0	3+	3-	0	1-	6+	0	32-	7+	0	228-	0	0	2-

021RU	0	3	1	0	1	16	0	80	0	0	115	0	0	0
	0	0	3	0	2	17	0	134	0	0	372	0	0	2
	0	3+	2-	0	1-	1-	0	54-	0	0	257-	0	0	2-
02150	0	2	0	0	1	11	0	54	0	0	100	0	0	0
	0	0	3	0	0	13	0	110	0	0	130	0	0	0
	0	2+	3-	0	1+	2-	0	56-	0	0	30-	0	0	0
0215P	0	1	1	0	0	5	0	26	0	0	15	0	0	0
	0	0	0	0	2	4	0	24	0	0	242	0	0	2
	0	1+	1+	0	2-	1+	0	2+	0	0	227-	0	0	2-
0212Z	0	0	0	0	0	33	0	157	9	0	29	0	0	0
	0	0	1	0	0	26	0	135	2	0	0	0	0	0
	0	0	1-	0	0	7+	0	22+	7+	0	29+	0	0	0
02101	0	0	0	0	0	33	0	157	9	0	29	0	0	0
	0	0	1	0	0	26	0	135	2	0	0	0	0	0
	0	0	1-	0	0	7+	0	22+	7+	0	29+	0	0	0

022AL	1	0	3	0	2	16	1	199	2	0	25	0	3	2
	0	1	6	0	6	30	17	208	2	0	22	0	2	1
	1+	1-	3-	0	4-	14-	16-	9-	0	0	3+	0	1+	1+

022RU	1	0	3	0	2	16	1	189	2	0	24	0	0	2
	0	1	6	0	6	30	17	198	2	0	22	0	0	1
	1+	1-	3-	0	4-	14-	16-	9-	0	0	2+	0	0	1+
02250	0	0	0	0	0	5	0	71	0	0	0	0	0	0
	0	1	0	0	0	8	0	65	0	0	1	0	0	0
	0	1-	0	0	0	3-	0	6+	0	0	1-	0	0	0
0225P	1	0	3	0	2	11	1	118	2	0	24	0	0	2
	0	0	6	0	6	22	17	133	2	0	21	0	0	1
	1+	0	3-	0	4-	11-	16-	15-	0	0	3+	0	0	1+
0222Z	0	0	0	0	0	0	0	10	0	0	1	0	3	0
	0	0	0	0	0	0	0	10	0	0	0	0	2	0
	0	0	0	0	0	0	0	0	0	0	1+	0	1+	0
02201	0	0	0	0	0	0	0	10	0	0	1	0	3	0
	0	0	0	0	0	0	0	10	0	0	0	0	2	0
	0	0	0	0	0	0	0	0	0	0	1+	0	1+	0

023AL	0	1	113	2	1	79	4	1503	12	3	459	0	0	3
	0	0	101	13	12	72	12	1615	16	4	472	0	7	15
	0	1+	12+	11-	11-	7+	8-	107-	4-	1-	13-	0	7-	12-

023RU	0	1	93	2	1	70	0	1245	5	1	455	0	0	1
	0	0	92	13	12	56	11	1394	2	2	465	0	0	11
	0	1+	1+	11-	11-	14+	11-	149-	3+	1-	10-	0	0	10-
02350	0	1	35	0	0	15	0	567	4	1	274	0	0	0
	0	0	72	0	7	34	6	953	2	0	335	0	0	6
	0	1+	37-	0	7-	19-	6-	416-	2+	1+	111-	0	0	6-
0235P	3	0	58	2	1	55	0	678	1	0	181	0	0	1
	0	0	20	13	5	22	5	411	0	2	80	0	0	5
	0	0	38+	11-	4-	33+	5-	267+	1+	2-	101+	0	0	4-
0232Z	0	0	20	0	0	9	4	263	7	2	4	0	0	2
	0	0	9	0	0	16	1	221	14	2	7	0	7	4
	0	0	11+	0	0	7-	3+	42+	7-	0	3-	0	7-	2-
02301	0	0	0	0	0	0	0	0	0	0	0	0	0	0
	0	0	0	0	0	2	0	59	11	1	1	0	7	0
	0	0	0	0	0	2-	0	59-	11-	1-	1-	0	7-	0
02302	0	0	5	0	0	7	0	103	6	2	4	0	0	0
	0	0	1	0	0	5	0	45	0	0	0	0	0	0
	0	0	4+	0	0	2+	0	58+	6+	2+	4+	0	0	0

PART II ARRESTS BY CHARGE AND AGENCY TYPE
 JUVENILE ADULTS GRAND TOTAL OTHER ASSAULTS

PAGE 33

ARSON FORGERY FRAUD EMBEZZLE STOLEN PROPERTY VANDAL ILLEGAL WEAPONS

AGENCY	80	79	CHANGE	JUVENILE	ADULTS	GRAND TOTAL	OTHER ASSAULTS	ARSON	FORGERY	FRAUD	EMBEZZLE	STOLEN PROPERTY	VANDAL	ILLEGAL WEAPONS
CHAPMANVILLE PD	80	79	CHANGE	6	183	189	1	0	0	0	0	0	1	3
				3-	34+	31+	4-	0	0	0	0	0	0	0
*****	*****													
MCADOWELL CTY TOTAL	80	79	CHANGE	38	1939	1977	12	2	3	3	0	2	7	15
				45	1641	1686	11	2	6	0	0	2	3	8
				7-	298+	291+	1+	0	3-	3+	0	5-	4-	7+
*****	*****													
RURAL	80	79	CHANGE	14	885	899	11	2	3	3	0	2	3	14
				18	894	912	9	2	6	0	0	2	7	8
				4-	9-	13-	2+	0	3-	3+	0	5-	4-	6+
SHERIFF	80	79	CHANGE	9	505	514	3	0	0	2	0	0	0	8
				6	541	547	0	1	0	0	0	2	0	2
				3+	36-	33-	3+	1-	0	2+	0	2-	0	6+
STATE POLICE	80	79	CHANGE	5	380	385	8	2	3	1	0	2	3	6
				12	353	365	9	1	6	0	0	5	7	6
				7-	27+	20+	1-	1+	3-	1+	0	3-	4-	0
MUNICIPAL	80	79	CHANGE	24	1054	1078	1	0	0	0	0	0	0	1
				27	747	774	2	0	0	0	0	0	0	0
				3-	307+	304+	1-	0	0	0	0	0	0	1+
KEYSTONE PD	80	79	CHANGE	0	0	0	0	0	0	0	0	0	0	0
				0	0	0	0	0	0	0	0	0	0	0
				0	0	0	0	0	0	0	0	0	0	0
WAR PD	80	79	CHANGE	0	166	166	0	0	0	0	0	0	0	0
				0	114	114	0	0	0	0	0	0	0	0
				0	52+	52+	0	0	0	0	0	0	0	0
WELCH PD	80	79	CHANGE	0	450	450	0	0	0	0	0	0	0	0
				0	273	273	0	0	0	0	0	0	0	0
				0	177+	177+	0	0	0	0	0	0	0	0
ANAWALT PD	80	79	CHANGE	0	6	6	0	0	0	0	0	0	0	0
				0	6	6	0	0	0	0	0	0	0	0
				0	0	0	0	0	0	0	0	0	0	0
GARY PD	80	79	CHANGE	3	45	48	1	0	0	0	0	0	0	1
				0	10	10	2	0	0	0	0	0	0	0
				3+	35+	38+	1-	0	0	0	0	0	0	1+
NORTH FORK PD	80	79	CHANGE	18	20	39	0	0	0	0	0	0	0	0
				25	57	82	0	0	0	0	0	0	0	0
				7-	37-	44-	0	0	0	0	0	0	0	0
DAVY PD	80	79	CHANGE	0	48	48	0	0	0	0	0	0	0	0
				0	68	68	0	0	0	0	0	0	0	0
				0	20-	20-	0	0	0	0	0	0	0	0
KIMBALL PD	80	79	CHANGE	3	8	11	0	0	0	0	0	0	0	0
				0	2	2	0	0	0	0	0	0	0	0
				3+	6+	9+	0	0	0	0	0	0	0	0
IEAGER PD	80	79	CHANGE	0	311	311	0	0	0	0	0	0	0	0
				2	217	219	0	0	0	0	0	0	0	0
				2-	94+	92+	0	0	0	0	0	0	0	0
BRADSHAW PD	80	79	CHANGE	0	0	0	0	0	0	0	0	0	0	0
				0	0	0	0	0	0	0	0	0	0	0
				0	0	0	0	0	0	0	0	0	0	0
*****	*****													
MARION CTY TOTAL	80	79	CHANGE	99	2294	2393	188	6	29	124	3	37	18	68
				88	2344	2432	218	2	12	70	1	40	27	57
				11+	50-	39-	30-	4+	17+	54+	2+	3-	9-	11+
*****	*****													
RURAL	80	79	CHANGE	15	857	872	55	3	18	108	1	19	18	45
				20	986	1006	101	2	6	34	1	36	18	37
				5-	129-	134-	46-	1+	12+	74+	0	17-	0	8+
SHERIFF	80	79	CHANGE	2	445	447	41	1	0	2	0	12	15	33
				1	636	637	84	2	0	1	1	25	8	26
				1+	191-	190-	43-	1-	0	1+	1-	13-	7+	7+
STATE POLICE	80	79	CHANGE	13	412	425	14	2	18	106	1	7	3	12
				19	350	369	17	0	6	33	0	11	10	11
				6-	62+	56+	3-	2+	12+	73+	1+	4-	7-	1+
MUNICIPAL	80	79	CHANGE	84	1437	1521	133	3	11	16	2	18	0	23
				68	1358	1426	117	0	6	36	0	4	9	20
				16+	79+	95+	16+	3+	5+	20-	2+	14+	9-	3+
FAIRMONT PD	80	79	CHANGE	74	1420	1494	133	3	11	16	2	18	0	23
				64	1328	1392	117	0	6	36	0	4	9	19
				10+	92+	102+	16+	3+	5+	20-	2+	14+	9-	4+
MANNINGTON PD	80	79	CHANGE	1	5	6	0	0	0	0	0	0	0	0
				2	21	23	0	0	0	0	0	0	0	0
				1-	16-	17-	0	0	0	0	0	0	0	0
RIVESVILLE PD	80	79	CHANGE	0	2	2	0	0	0	0	0	0	0	0
				0	1	1	0	0	0	0	0	0	0	0
				0	1+	1+	0	0	0	0	0	0	0	0
MONONGAH PD	80	79	CHANGE	0	0	0	0	0	0	0	0	0	0	0
				0	0	0	0	0	0	0	0	0	0	0
				0	0	0	0	0	0	0	0	0	0	0
FAIRVIEW PD	80	79	CHANGE	0	0	0	0	0	0	0	0	0	0	0
				0	0	0	0	0	0	0	0	0	0	0
				0	0	0	0	0	0	0	0	0	0	0

	COML VICE	SEX OFFENSES	FART II NARCOTIC AND DRUG	GAMBLING	APPESTS BY FAMILY OFFENSES	DRIVING UND INFL	LIQUOR LAWS	AGENCY TYPE DRUNK-ENNESS	DISORD CONDUCT	VAGRANCY	OTHER OFFENSES	SUSPICION	CURFEW LOITER	RUN-AWAYS
02303	0	0	15	0	0	2	4	160	1	0	0	0	0	2
	0	0	8	0	0	9	1	117	3	1	6	0	0	4
	0	0	7+	0	0	7-	3+	43+	2-	1-	6-	0	0	2-

024AL	0	4	33	0	0	63	17	1380	15	0	417	0	0	3
	0	0	29	10	0	108	5	1112	28	0	348	0	0	5
	0	4+	4+	10-	0	40-	12+	253+	13-	0	69+	0	0	2-

024RU	0	4	13	0	0	43	3	430	0	0	365	0	0	3
	0	0	10	10	0	75	0	444	0	0	330	0	0	4
	0	4+	3+	10-	0	32-	3+	14-	0	0	35+	0	0	1-
02450	0	3	0	0	0	17	0	166	0	0	315	0	0	0
	0	0	0	3	0	31	0	192	0	0	316	0	0	0
	0	3+	0	3-	0	14-	0	26-	0	0	1-	0	0	0
0245P	0	1	13	0	0	26	3	264	0	0	50	0	0	3
	0	0	10	7	0	44	0	252	0	0	14	0	0	4
	0	1+	3+	7-	0	18-	3+	12+	0	0	36+	0	0	1-
024Z2	0	0	20	0	0	25	14	950	15	0	52	0	0	0
	0	0	19	0	0	33	5	668	28	0	18	0	0	1
	0	0	1+	0	0	8-	9+	282+	13-	0	34+	0	0	1-
02401	0	0	0	0	0	0	0	0	0	0	0	0	0	0
	0	0	0	0	0	0	0	0	0	0	0	0	0	0
	0	0	0	0	0	0	0	0	0	0	0	0	0	0
02402	0	0	0	0	0	0	14	152	0	0	0	0	0	0
	0	0	0	0	0	0	0	114	0	0	0	0	0	0
	0	0	0	0	0	0	14+	38+	0	0	0	0	0	0
02403	0	0	2	0	0	17	0	384	0	0	47	0	0	0
	0	0	0	0	0	18	0	249	0	0	6	0	0	0
	0	0	2+	0	0	1-	0	135+	0	0	41+	0	0	0
02404	0	0	0	0	0	1	0	5	0	0	0	0	0	0
	0	0	0	0	0	1	0	5	0	0	0	0	0	0
	0	0	0	0	0	0	0	0	0	0	0	0	0	0
02405	0	0	0	0	0	5	0	41	0	0	0	0	0	0
	0	0	0	0	0	4	0	4	0	0	0	0	0	0
	0	0	0	0	0	1+	0	37+	0	0	0	0	0	0
02406	0	0	18	0	0	1	0	19	0	0	0	0	0	0
	0	0	18	0	0	7	5	38	13	0	0	0	0	1
	0	0	0	0	0	6-	5-	19-	13-	0	0	0	0	1-
02407	0	0	0	0	0	0	0	46	2	0	0	0	0	0
	0	0	0	0	0	1	0	54	3	0	10	0	0	0
	0	0	0	0	0	1-	0	8-	1-	0	10-	0	0	0
02408	0	0	0	0	0	1	0	9	1	0	0	0	0	0
	0	0	0	0	0	0	0	2	0	0	0	0	0	0
	0	0	0	0	0	1+	0	7+	1+	0	0	0	0	0
02409	0	0	0	0	0	0	0	294	12	0	5	0	0	0
	0	0	1	0	0	2	0	202	12	0	2	0	0	0
	0	0	1-	0	0	2-	0	92+	0	0	3+	0	0	0
02412	0	0	0	0	0	0	0	0	0	0	0	0	0	0
	0	0	0	0	0	0	0	0	0	0	0	0	0	0
	0	0	0	0	0	0	0	0	0	0	0	0	0	0

025AL	0	1	37	35	20	256	2	1184	12	1	361	0	9	2
	0	7	50	21	59	305	8	1214	24	0	310	0	1	6
	0	6-	13-	14+	39-	49-	6-	30-	12-	1+	51+	0	8+	4-

025RU	0	1	24	15	20	91	1	336	0	0	115	0	0	2
	0	5	31	19	56	101	7	386	0	0	160	0	0	6
	0	4-	7-	4-	36-	10-	6-	50-	0	0	45-	0	0	4-
02550	0	1	6	0	19	23	1	233	0	0	60	0	0	0
	0	5	0	1	55	20	0	284	0	0	125	0	0	0
	0	4-	6+	1-	36-	3+	1+	51-	0	0	65-	0	0	0
0255P	0	0	18	15	1	68	0	103	0	0	55	0	0	2
	0	0	31	18	1	81	7	102	0	0	35	0	0	6
	0	0	13-	3-	0	13-	7-	1+	0	0	20+	0	0	4-
025Z2	0	0	13	20	0	165	1	848	12	1	246	0	9	0
	0	2	19	2	3	204	1	828	24	0	150	0	1	0
	0	2-	6-	18+	3-	39-	0	20+	12-	1+	96+	0	8+	0
02501	0	0	13	20	0	161	0	838	11	1	244	0	0	0
	0	1	16	2	3	199	0	813	22	0	145	0	0	0
	0	1-	3-	18+	3-	38-	0	25+	11-	1+	99+	0	0	0
02502	0	0	0	0	0	2	0	2	0	0	2	0	0	0
	0	1	3	0	0	2	0	10	2	0	5	0	0	0
	0	1-	3-	0	0	0	0	8-	2-	0	3-	0	0	0
02503	0	0	0	0	0	2	0	0	0	0	0	0	0	0
	0	0	0	0	0	1	0	0	0	0	0	0	0	0
	0	0	0	0	0	1+	0	0	0	0	0	0	0	0
02504	0	0	0	0	0	0	0	0	0	0	0	0	0	0
	0	0	0	0	0	0	0	0	0	0	0	0	0	0
	0	0	0	0	0	0	0	0	0	0	0	0	0	0
02505	0	0	0	0	0	0	0	0	0	0	0	0	0	0
	0	0	0	0	0	0	0	0	0	0	0	0	0	0
	0	0	0	0	0	0	0	0	0	0	0	0	0	0

PART II ARRESTS BY CHARGE AND AGENCY TYPE
 JUVENILE ADULTS GRAND TOTAL OTHER ASSAULTS

				PAGE 37									
		JUVENILE	ADULTS	GRAND TOTAL	OTHER ASSAULTS	ARSON	FORGFRY	FRAUD	EMBEZZLE	STOLEN PROPERTY	VANDAL	ILLEGAL WEAPONS	
FARMINGTON PD	80	9	7	16	0	0	0	0	0	0	0	0	
	79	2	1	3	0	0	0	0	0	0	0	0	
	CHANGE	7+	6+	13+	0	0	0	0	0	0	0	0	
GRANT TOWN PD	80	0	0	0	0	0	0	0	0	0	0	0	
	79	0	0	0	0	0	0	0	0	0	0	0	
	CHANGE	0	0	0	0	0	0	0	0	0	0	0	
WORTHINGTON PD	80	0	3	3	0	0	0	0	0	0	0	0	
	79	0	7	7	0	0	0	0	0	0	0	1	
	CHANGE	0	4-	4-	0	0	0	0	0	0	0	1-	

MARSHALL CTY	TOTAL	80	96	1047	1143	147	11	4	49	3	3	41	28
	79	56	781	837	69	4	1	16	0	4	8	23	
	CHANGE	40+	266+	306+	78+	7+	3+	33+	3+	1-	33+	5+	

RURAL	80	19	547	566	108	9	2	46	3	3	14	22	
	79	20	327	347	39	1	0	13	0	3	3	21	
	CHANGE	1-	220+	219+	69+	8+	2+	33+	3+	0	11+	1+	
SHERIFF	80	14	312	326	84	6	0	45	1	1	10	22	
	79	16	201	217	31	0	0	13	0	3	0	19	
	CHANGE	2-	111+	109+	53+	6+	0	32+	1+	2-	10+	3+	
STATE POLICE	80	5	235	240	24	3	2	1	2	2	4	0	
	79	4	126	130	8	1	0	0	0	0	3	2	
	CHANGE	1+	109+	110+	16+	2+	2+	1+	2+	2+	1+	2-	
MUNICIPAL	80	77	500	577	39	2	2	3	0	0	27	6	
	79	36	454	490	30	3	1	3	0	1	5	2	
	CHANGE	41+	46+	87+	9+	1-	1+	0	0	1-	22+	4+	
BENWOOD PD	80	18	46	64	1	2	0	0	0	0	12	1	
	79	0	67	67	2	0	0	0	0	0	0	0	
	CHANGE	18+	21-	3-	1-	2+	0	0	0	0	12+	1+	
CAMERON PD	80	0	77	77	6	0	0	0	0	0	0	0	
	79	0	51	51	6	0	0	0	0	0	0	0	
	CHANGE	0	26+	26+	0	0	0	0	0	0	0	0	
GLEN DALE PD	80	11	55	66	2	0	0	0	0	0	3	0	
	79	5	27	32	1	0	0	0	0	0	0	1	
	CHANGE	6+	28+	34+	1+	0	0	0	0	0	3+	1-	
MCMECHEN PD	80	0	0	0	0	0	0	0	0	0	0	0	
	79	0	0	0	0	0	0	0	0	0	0	0	
	CHANGE	0	0	0	0	0	0	0	0	0	0	0	
MOUNDSVILLE PD	80	48	322	370	30	0	2	3	0	0	12	5	
	79	31	309	340	21	3	1	3	0	1	5	1	
	CHANGE	17+	13+	30+	9+	3-	1+	0	0	1-	7+	4+	

MASON CTY	TOTAL	80	40	1605	1645	73	1	2	224	1	2	3	24
	79	56	1345	1401	84	0	12	125	0	1	16	39	
	CHANGE	16-	260+	244+	11-	1+	10-	99+	1+	1+	8-	5-	

RURAL	80	15	902	917	63	1	0	223	1	2	1	17	
	79	20	683	703	76	0	12	125	0	0	2	23	
	CHANGE	5-	219+	214+	13-	1+	12-	92+	1+	2+	1-	6-	
SHERIFF	80	12	783	795	52	0	0	207	1	1	0	17	
	79	11	547	558	73	0	4	122	0	0	0	18	
	CHANGE	1+	236+	237+	21-	0	4-	85+	1+	1+	0	1-	
STATE POLICE	80	3	119	122	11	1	0	16	0	1	1	0	
	79	9	136	145	3	0	8	3	0	0	2	5	
	CHANGE	6-	17-	23-	8+	1+	8-	13+	0	1+	1-	5-	
MUNICIPAL	80	25	703	728	10	0	2	1	0	0	7	7	
	79	36	662	698	8	0	0	0	0	1	14	6	
	CHANGE	11-	41+	30+	2+	0	2+	1+	0	1-	7-	1+	
POINT PLEASANT PD	80	25	577	602	9	0	2	1	0	0	6	7	
	79	30	488	518	8	0	0	0	0	1	14	2	
	CHANGE	5-	89+	84+	1+	0	2+	1+	0	1-	8-	5+	
NEW HAVEN PD	80	0	20	20	0	0	0	0	0	0	0	0	
	79	4	28	32	0	0	0	0	0	0	0	2	
	CHANGE	4-	8-	12-	0	0	0	0	0	0	0	2-	
MASON PD	80	0	84	84	1	0	0	0	0	0	1	0	
	79	2	103	105	0	0	0	0	0	0	0	2	
	CHANGE	2-	19-	21-	1+	0	0	0	0	0	1+	2-	
HENDERSON PD	80	0	22	22	0	0	0	0	0	0	0	0	
	79	0	38	38	0	0	0	0	0	0	0	0	
	CHANGE	0	16-	16-	0	0	0	0	0	0	0	0	
HARTFORD PD	80	0	0	0	0	0	0	0	0	0	0	0	
	79	0	0	0	0	0	0	0	0	0	0	0	
	CHANGE	0	0	0	0	0	0	0	0	0	0	0	
LEON PD	80	0	0	0	0	0	0	0	0	0	0	0	
	79	0	5	5	0	0	0	0	0	0	0	0	
	CHANGE	0	5-	5-	0	0	0	0	0	0	0	0	

MERCER CTY	TOTAL	80	144	3147	3291	141	9	17	216	0	39	66	104
	79	120	2656	2776	113	4	32	124	3	29	34	77	
	CHANGE	24+	491+	515+	28+	5+	15-	92+	3-	10+	32+	27+	

JAN THRU DEC 80-79

PAGE 38

	COML VICE	SEX OFFENSES	PART II NARCOTIC AND DRUG	GAMBLING	ARRESTS BY CHARGE FAMILY OFFENSES	DRIVING UND INFL	LIQUOR LAWS	AND AGENCY TYPE DRUNK-ENNESS	DISORD CONDUCT	VAGRANCY	OTHER OFFENSES	SUSPICION	CURFEW LOITER	RUN-AWAYS
02506	0	0	0	0	0	0	0	7	0	0	0	0	9	0
	0	0	0	0	0	0	0	2	0	0	0	0	1	0
	0	0	0	0	0	0	0	5+	0	0	0	0	8+	0
02507	0	0	0	0	0	0	0	0	0	0	0	0	0	0
	0	0	0	0	0	0	0	0	0	0	0	0	0	0
	0	0	0	0	0	0	0	0	0	0	0	0	0	0
02508	0	0	0	0	0	0	1	1	1	0	0	0	0	0
	0	0	0	0	0	2	1	3	0	0	0	0	0	0
	0	0	0	0	0	2-	0	2-	1+	0	0	0	0	0
*****	*****													
026AL	0	4	28	0	28	130	0	472	72	2	112	0	7	2
	0	3	32	4	9	104	1	414	61	0	73	0	0	11
	0	1+	4-	4-	19+	26+	1-	58+	11+	2+	39+	0	7+	9-
*****	*****													
026RU	0	2	11	0	25	82	0	131	4	0	102	0	0	2
	0	2	12	1	8	71	1	104	6	0	95	0	0	7
	0	0	1-	1-	17+	11+	1-	27+	2-	0	47+	0	0	5-
02650	0	0	8	0	21	23	0	33	4	0	68	0	0	0
	0	1	7	1	5	34	1	52	6	0	38	0	0	6
	0	1-	1+	1-	16+	11-	1-	19-	2-	0	30+	0	0	6-
0265P	0	2	3	0	4	59	0	98	0	0	34	0	0	2
	0	1	5	0	3	37	0	52	0	0	17	0	0	1
	0	1+	2-	0	1+	22+	0	46+	0	0	17+	0	0	1+
0262Z	0	2	17	0	3	48	0	341	68	2	10	0	7	0
	0	1	20	3	1	33	0	310	55	0	18	0	0	4
	0	1+	3-	3-	2+	15+	0	31+	13+	2+	8-	0	7+	4-
02601	0	0	0	0	0	7	0	25	16	0	0	0	0	0
	0	0	0	0	0	2	0	56	7	0	0	0	0	0
	0	0	0	0	0	5+	0	31-	9+	0	0	0	0	0
02602	0	0	0	0	0	1	0	33	33	0	4	0	0	0
	0	0	0	0	1	0	0	18	15	0	11	0	0	0
	0	0	0	0	1-	1+	0	15+	18+	0	7-	0	0	0
02603	0	0	5	0	0	14	0	37	3	0	2	0	0	0
	0	1	6	0	0	5	0	17	0	0	1	0	0	0
	0	1-	1-	0	0	9+	0	20+	3+	0	1+	0	0	0
02604	0	0	0	0	0	0	0	0	0	0	0	0	0	0
	0	0	0	0	0	0	0	0	0	0	0	0	0	0
	0	0	0	0	0	0	0	0	0	0	0	0	0	0
02605	0	2	12	0	3	26	0	246	16	2	4	0	7	0
	0	0	14	3	0	26	0	219	33	0	6	0	0	4
	0	2+	2-	3-	3+	0	0	27+	17-	2+	2-	0	7+	4-
*****	*****													
027AL	0	2	46	0	50	289	0	843	3	0	76	0	0	1
	0	0	38	2	12	282	15	676	3	0	100	0	1	5
	0	2+	8+	2-	38+	7+	15-	167+	0	0	24-	0	1-	4-
*****	*****													
027RU	0	2	23	0	50	130	0	337	0	0	66	0	0	1
	0	0	11	2	12	94	9	252	0	0	81	0	0	4
	0	2+	12+	2-	38+	36+	9-	85+	0	0	15-	0	0	3-
02750	0	1	17	0	48	114	0	284	0	0	52	0	0	1
	0	0	6	0	12	75	1	185	0	0	62	0	0	0
	0	1+	11+	0	36+	39+	1-	99+	0	0	10-	0	0	1+
0275P	0	1	6	0	2	16	0	53	0	0	14	0	0	0
	0	0	5	2	0	19	8	67	0	0	19	0	0	4
	0	1+	1+	2-	2+	3-	8-	14-	0	0	5-	0	0	4-
0272Z	0	0	23	0	0	159	0	506	3	0	10	0	0	0
	0	0	27	0	0	188	6	424	3	0	19	0	1	1
	0	0	4-	0	0	29-	6-	82+	0	0	9-	0	1-	1-
02701	0	0	18	0	0	113	0	437	2	0	7	0	0	0
	0	0	6	0	0	120	0	348	0	0	19	0	0	0
	0	0	12+	0	0	7-	0	89+	2+	0	12-	0	0	0
02702	0	0	0	0	0	3	0	17	0	0	0	0	0	0
	0	0	4	0	0	7	0	18	0	0	0	0	1	0
	0	0	4-	0	0	4-	0	1-	0	0	0	0	1-	0
02703	0	0	3	0	0	40	0	35	1	0	3	0	0	0
	0	0	17	0	0	56	6	20	3	0	0	0	0	1
	0	0	14-	0	0	16-	6-	15+	2-	0	3+	0	0	1-
02704	0	0	2	0	0	3	0	17	0	0	0	0	0	0
	0	0	0	0	0	5	0	33	0	0	0	0	0	0
	0	0	2+	0	0	2-	0	16-	0	0	0	0	0	0
02705	0	0	0	0	0	0	0	0	0	0	0	0	0	0
	0	0	0	0	0	0	0	0	0	0	0	0	0	0
	0	0	0	0	0	0	0	0	0	0	0	0	0	0
02706	0	0	0	0	0	0	0	0	0	0	0	0	0	0
	0	0	0	0	0	0	0	5-	0	0	0	0	0	0
	0	0	0	0	0	0	0	0	0	0	0	0	0	0
*****	*****													
028AL	0	0	49	10	85	243	1	1940	46	0	321	0	5	8
	0	5	54	0	70	190	4	1798	69	2	150	0	0	18
	0	5-	14-	10+	15+	53+	3-	142+	23-	2-	171+	0	5+	10-

PAGE 41
 PART II ARRESTS BY CHARGE AND AGENCY TYPE
 JUVENILE ADULTS GRAND OTHER ARSON FORGERY FRAUD EMBEZZLE STOLEN VANDAL ILLEGAL
 TOTAL ASSAULTS PROPERTY WEAPONS

	80	79	CHANGE	JUVENILE	ADULTS	GRAND TOTAL	OTHER ASSAULTS	ARSON	FORGERY	FRAUD	EMBEZZLE	STOLEN PROPERTY	VANDAL	ILLEGAL WEAPONS
RURAL	80	35	1314	1349	120	7	16	216	0	20	36	77		
	79	38	1112	1150	90	2	28	123	3	23	9	58		
CHANGE		3-	202+	199+	30+	5+	12-	93+	3-	3-	27+	19+		
SHERIFF	80	10	961	971	95	0	1	201	0	9	36	63		
	79	30	753	783	59	2	13	115	1	7	9	37		
CHANGE		20-	208+	188+	36+	2-	12-	86+	1-	2+	27+	26+		
STATE POLICE	80	25	353	378	25	7	15	15	0	11	0	14		
	79	8	359	367	31	0	15	8	2	16	0	21		
CHANGE		17+	6-	11+	6-	7+	0	7+	2-	5-	0	7-		
MUNICIPAL	80	109	1833	1942	21	2	1	0	0	19	30	27		
	79	82	1544	1626	23	2	4	1	0	6	25	19		
CHANGE		27+	289+	316+	2-	0	3-	1-	0	13+	5+	8+		
ATHENS PD	80	4	3	7	0	1	0	0	0	0	0	0		
	79	3	5	1	0	0	0	0	0	0	0	0		
CHANGE		1+	2-	1-	1-	1+	0	0	0	0	0	0		
BLUEFIELD PD	80	30	1122	1152	15	1	1	0	0	19	10	17		
	79	32	959	991	11	2	3	0	0	4	9	8		
CHANGE		2-	163+	161+	4+	1-	2-	0	0	15+	1+	9+		
PRINCETON PD	80	63	678	741	6	0	0	0	0	0	20	10		
	79	46	557	603	10	0	1	1	0	2	10	11		
CHANGE		17+	121+	138+	4-	0	1-	1-	0	7-	10+	1-		
MATOAKA PD	80	6	26	32	0	0	0	0	0	0	0	0		
	79	1	23	24	1	0	0	0	0	0	6	0		
CHANGE		5+	3+	8+	1-	0	0	0	0	0	6-	0		
BRAMWELL PD	80	0	0	0	0	0	0	0	0	0	0	0		
	79	0	0	0	0	0	0	0	0	0	0	0		
CHANGE		0	0	0	0	0	0	0	0	0	0	0		
CONCORD COL SECURITY	80	6	4	10	0	0	0	0	0	0	0	0		
	79	0	0	0	0	0	0	0	0	0	0	0		
CHANGE		6+	4+	10+	0	0	0	0	0	0	0	0		
BLUEFIELD ST SECURITY	80	0	0	0	0	0	0	0	0	0	0	0		
	79	0	0	0	0	0	0	0	0	0	0	0		
CHANGE		0	0	0	0	0	0	0	0	0	0	0		

MINERAL CTY TOTAL	80	83	532	620	19	0	15	16	0	10	32	36		
	79	67	476	743	53	0	16	12	0	19	13	55		
CHANGE		21+	144-	123-	34-	0	1-	4+	0	9-	19+	19-		

RURAL	80	24	204	228	6	0	10	13	0	3	12	32		
	79	40	408	443	33	0	15	12	0	17	10	46		
CHANGE		16-	204-	220-	27-	0	5-	1+	0	14-	2+	14-		
SHERIFF	80	3	68	71	1	0	1	3	0	0	0	32		
	79	22	255	277	11	0	2	2	0	5	2	41		
CHANGE		19-	187-	206-	10-	0	1-	1+	0	5-	2-	9-		
STATE POLICE	80	21	136	157	5	0	9	10	0	3	12	0		
	79	18	153	171	22	0	13	10	0	12	8	5		
CHANGE		3+	17-	14-	17-	0	4-	0	0	9-	4+	5-		
MUNICIPAL	80	64	328	392	13	0	5	3	0	7	20	4		
	79	27	268	295	20	0	1	0	0	2	3	9		
CHANGE		37+	60+	97+	7-	0	4+	3+	0	5+	17+	5-		
KEYSER PD	80	58	262	320	2	0	4	3	0	7	16	4		
	79	24	204	223	3	0	1	0	0	2	1	3		
CHANGE		34+	58+	92+	1-	0	3+	3+	0	5+	15+	1+		
PIEDMONT PD	80	6	66	72	11	0	1	0	0	0	4	0		
	79	3	64	67	17	0	0	0	0	0	2	6		
CHANGE		3+	2+	5+	6-	0	1+	0	0	0	2+	6-		
RIDGELEY PD	80	0	0	0	0	0	0	0	0	0	0	0		
	79	0	0	0	0	0	0	0	0	0	0	0		
CHANGE		0	0	0	0	0	0	0	0	0	0	0		
ELK GARDEN PD	80	0	0	0	0	0	0	0	0	0	0	0		
	79	0	0	0	0	0	0	0	0	0	0	0		
CHANGE		0	0	0	0	0	0	0	0	0	0	0		
POTOMAC ST SECURITY	80	0	0	0	0	0	0	0	0	0	0	0		
	79	0	0	0	0	0	0	0	0	0	0	0		
CHANGE		0	0	0	0	0	0	0	0	0	0	0		

MINGO CTY TOTAL	80	112	2839	2951	41	1	18	9	2	24	16	50		
	79	49	2113	2162	28	5	6	9	0	9	8	32		
CHANGE		63+	726+	789+	13+	4-	12+	0	2+	15+	8+	18+		

RURAL	80	49	1159	1208	29	1	17	4	2	16	8	38		
	79	10	685	695	20	2	6	9	0	7	7	31		
CHANGE		39+	474+	513+	9+	1-	11+	5-	2+	9+	1+	7+		
SHERIFF	80	45	851	896	8	1	13	2	1	8	6	32		
	79	7	481	488	19	2	4	9	0	3	6	22		
CHANGE		38+	370+	408+	11-	1-	9+	7-	1+	5+	0	10+		
STATE POLICE	80	4	308	312	21	0	4	2	1	8	2	6		
	79	3	204	207	1	0	2	0	0	4	1	9		
CHANGE		1+	104+	105+	20+	0	2+	2+	1+	4+	1+	3-		
MUNICIPAL	80	63	1675	1738	12	0	1	5	0	8	8	12		
	79	39	1428	1467	8	3	0	0	0	2	1	1		
CHANGE		24+	247+	271+	4+	3-	1+	5+	0	6+	7+	11+		

JAN THRU DEC 80-79

PAGE 42

PART II

ARRESTS BY CHARGE AND AGENCY TYPE

COML SEX NARCOTIC GAMBLING FAMILY DRIVING LIQUOR AND AGENCY TYPE DISORD VAGRANCY OTHER SUSPICION CURFEW RUN-
VICE OFFENSES AND EPUG OFFENSES UND INFL LAWS DRUNK- ENRNESS CONDUCT OFFENSES SUSPICION CURFEW RUN-
LOITER AWAYS

Table with columns: Agency Code, Coml Vice, Sex Offenses, Narcotic And Epug, Gambling, Family Offenses, Driving Und Infl, Liquor Laws, Agency Type, Drunk-Enrness, Disorder Conduct, Vagrancy, Other Offenses, Suspicion, Curfew Loiter, Run-Aways. Rows include agencies 028RU, 02850, 0285P, 028ZZ, 02801, 02802, 02803, 02804, 02805, 02806, 02807, 029AL, 029RU, 02950, 0295P, 029ZZ, 02901, 02902, 02903, 02904, 02905, 030AL, 030RU, 03050, 0305P, 030ZZ.

PART II ARRESTS BY CHARGE AND AGENCY TYPE
JUVENILE ADULTS GRAND TOTAL OTHER ASSAULTS

ARSON FORGERY FRAUD EMBEZZLE STOLEN PROPERTY VANDAL ILLEGAL WEAPONS

Table with columns for Agency Name, Year (80, 79), Change, and various crime categories (Arson, Forgery, Fraud, Embezzle, Stolen Property, Vandal, Illegal Weapons). Rows include GILBERT PD, WILLIAMSON PD, KERMIT PD, DELBARTON PD, and MATEWAN PD.

MONONGALIA CTY TOTAL table with columns for Year (80, 79), Change, and various crime categories.

RURAL table with columns for Year (80, 79), Change, and various crime categories.

SHERIFF table with columns for Year (80, 79), Change, and various crime categories.

STATE POLICE table with columns for Year (80, 79), Change, and various crime categories.

MUNICIPAL table with columns for Year (80, 79), Change, and various crime categories.

MORGANTOWN PD table with columns for Year (80, 79), Change, and various crime categories.

STAR CITY PD table with columns for Year (80, 79), Change, and various crime categories.

WESTOVER PD table with columns for Year (80, 79), Change, and various crime categories.

OSAGE PD table with columns for Year (80, 79), Change, and various crime categories.

WVU SECURITY POLICE table with columns for Year (80, 79), Change, and various crime categories.

MONROE CTY TOTAL table with columns for Year (80, 79), Change, and various crime categories.

RURAL table with columns for Year (80, 79), Change, and various crime categories.

SHERIFF table with columns for Year (80, 79), Change, and various crime categories.

STATE POLICE table with columns for Year (80, 79), Change, and various crime categories.

MUNICIPAL table with columns for Year (80, 79), Change, and various crime categories.

ALDERSON PD table with columns for Year (80, 79), Change, and various crime categories.

UNION PD table with columns for Year (80, 79), Change, and various crime categories.

PETERSTOWN PD table with columns for Year (80, 79), Change, and various crime categories.

MORGAN CTY TOTAL table with columns for Year (80, 79), Change, and various crime categories.

RURAL table with columns for Year (80, 79), Change, and various crime categories.

JAN THRU DEC 80-79

	COML VICE	SEX OFFENSES	NARCOTIC AND DRUG	GAMBLING	ARRESTS BY FAMILY OFFENSES	CHARGE DRIVING UND INFL	PAGE 46 LIQUOR LAWS	AGENCY TYPE DRUNK-ENNESS	DISORD CONDUCT	VAGRANCY	OTHER OFFENSES	SUSPICION	CURFEW LOITER	RUN-AWAYS
03001	0	0	0	0	0	0	0	57	1	0	0	0	0	0
	0	0	3	0	0	0	0	54	0	0	0	0	0	0
	0	0	3-	0	0	0	0	3+	1+	0	0	0	0	0
03002	0	0	20	1	0	47	0	1179	59	0	11	0	0	1
	0	0	0	0	0	12	0	880	0	0	0	0	0	0
	0	0	20+	1+	0	35+	0	299+	59+	0	11+	0	0	1
03003	0	0	1	0	0	0	0	277	1	1	0	0	0	0
	0	0	2	0	0	26	2	357	0	0	6	0	4	0
	0	0	1-	0	0	26-	2-	80-	1+	1+	6-	0	4-	0
03004	0	0	0	0	0	0	0	0	0	0	0	0	0	0
	0	0	0	0	0	0	0	50	0	0	0	0	0	0
	0	0	0	0	0	0	0	50-	0	0	0	0	0	0
03005	0	0	0	0	0	0	0	41	0	0	0	0	0	0
	0	0	0	0	0	0	1	54	0	0	0	0	0	0
	0	0	0	0	0	0	1-	13-	0	0	0	0	0	0

031AL	0	5	8	0	16	144	34	768	51	1	321	0	0	30
	0	5	19	3	16	162	0	705	63	0	275	0	0	11
	0	0	11-	3-	0	18-	34+	63+	12-	1+	46+	0	0	19+

031RU	0	1	4	0	14	47	0	311	1	0	95	0	0	2
	0	2	12	3	14	68	0	255	1	0	76	0	0	5
	0	1-	8-	3-	0	21-	0	56+	0	0	19+	0	0	3-
03150	0	1	0	0	9	1	0	105	0	0	24	0	0	0
	0	2	2	2	13	11	0	133	1	0	26	0	0	0
	0	1-	2-	2-	4-	10-	0	28-	1-	0	2-	0	0	0
0315P	0	0	4	0	5	46	0	206	1	0	71	0	0	2
	0	0	10	1	1	57	0	122	0	0	50	0	0	5
	0	0	6-	1-	4+	11-	0	84+	1+	0	21+	0	0	3-
031ZZ	0	4	4	0	2	97	34	457	50	1	226	0	0	28
	0	3	7	0	2	94	0	450	62	0	199	0	0	6
	0	1+	3-	0	0	3+	34+	7+	12-	1+	27+	0	0	22+
03101	0	4	4	0	2	62	34	347	47	0	161	0	0	28
	0	2	3	0	2	39	0	334	56	0	108	0	0	4
	0	2+	1+	0	0	23+	34+	13+	9-	0	53+	0	0	24+
03103	0	0	0	0	0	1	0	48	1	1	3	0	0	0
	0	0	0	0	0	0	0	35	0	0	7	0	0	0
	0	0	0	0	0	1+	0	13+	1+	1+	4-	0	0	0
03104	0	0	0	0	0	33	0	41	1	0	4	0	0	0
	0	0	4	0	0	55	0	40	3	0	5	0	0	0
	0	0	4-	0	0	22-	0	1+	2-	0	1-	0	0	0
03105	0	0	0	0	0	0	0	0	0	0	0	0	0	0
	0	0	0	0	0	0	0	0	0	0	0	0	0	0
	0	0	0	0	0	0	0	0	0	0	0	0	0	0
03106	0	0	0	0	0	1	0	21	1	0	58	0	0	0
	0	1	0	0	0	0	0	41	3	0	79	0	0	2
	0	1-	0	0	0	1+	0	20-	2-	0	21-	0	0	2-

032AL	0	0	7	0	0	36	1	94	2	0	91	0	0	0
	0	2	7	0	0	17	0	123	0	0	43	0	0	0
	0	2-	0	0	0	19+	1+	29-	2+	0	43+	0	0	0

032RU	0	0	7	0	0	33	1	56	1	0	91	0	0	0
	0	1	3	0	0	14	0	91	0	0	43	0	0	0
	0	1-	4+	0	0	19+	1+	35-	1+	0	43+	0	0	0
03250	0	0	3	0	0	18	0	31	1	0	28	0	0	0
	0	0	0	0	0	2	0	53	0	0	24	0	0	0
	0	0	3+	0	0	16+	0	22-	1+	0	4+	0	0	0
0325P	0	0	4	0	0	15	1	25	0	0	63	0	0	0
	0	1	3	0	0	12	0	38	0	0	19	0	0	0
	0	1-	1+	0	0	3+	1+	13-	0	0	44+	0	0	0
032ZZ	0	0	0	0	0	3	0	38	1	0	0	0	0	0
	0	1	4	0	0	3	0	32	0	0	0	0	0	0
	0	1-	4-	0	0	0	0	6+	1+	0	0	0	0	0
03201	0	0	0	0	0	3	0	38	1	0	0	0	0	0
	0	1	4	0	0	3	0	32	0	0	0	0	0	0
	0	1-	4-	0	0	0	0	6+	1+	0	0	0	0	0
03202	0	0	0	0	0	0	0	0	0	0	0	0	0	0
	0	0	0	0	0	0	0	0	0	0	0	0	0	0
	0	0	0	0	0	0	0	0	0	0	0	0	0	0
03203	0	0	0	0	0	0	0	0	0	0	0	0	0	0
	0	0	0	0	0	0	0	0	0	0	0	0	0	0
	0	0	0	0	0	0	0	0	0	0	0	0	0	0

033AL	0	0	1	0	7	42	0	72	0	0	38	0	0	1
	0	0	1	0	4	46	0	34	0	0	13	0	0	0
	0	0	0	0	3+	4-	0	38+	0	0	25+	0	0	1+

033RU	0	0	1	0	7	37	0	58	0	0	38	0	0	1
	0	0	1	0	4	42	0	30	0	0	13	0	0	0
	0	0	0	0	3+	5-	0	28+	0	0	25+	0	0	1+

PART II ARRESTS BY CHARGE AND AGENCY TYPE
JUVENILE ADULTS GRAND TOTAL OTHER ASSAULTS

				PAGE 49									
		JUVENILE	ADULTS	GRAND TOTAL	OTHER ASSAULTS	APSON	FORGERY	FRAUD	EMBEZZLE	STOLEN PROPERTY	VANDAL	ILLEGAL WEAPONS	
SHERIFF	80	3	91	94	11	0	0	3	0	0	8	12	
	79	0	59	59	15	0	0	9	0	0	2	16	
	CHANGE	3+	32+	35+	4-	0	0	1-	0	0	6+	4-	
STATE POLICE	80	7	132	139	26	6	1	2	0	1	10	6	
	79	1	92	93	9	1	0	2	0	9	3	0	
	CHANGE	6+	40+	46+	17+	5+	1+	0	0	1+	2+	6+	
MUNICIPAL	80	7	23	30	4	0	0	0	0	5	0	2	
	79	0	9	9	1	0	0	0	0	0	0	0	
	CHANGE	7+	14+	21+	3+	0	0	0	0	5+	0	2+	
BERKELEY SPRINGS PD	80	0	0	0	0	0	0	0	0	0	0	0	
	79	0	0	0	0	0	0	0	0	0	0	0	
	CHANGE	0	0	0	0	0	0	0	0	0	0	0	
PAW-PAW PD	80	7	23	30	4	0	0	0	0	5	0	2	
	79	0	9	9	1	0	0	0	0	0	0	0	
	CHANGE	7+	14+	21+	3+	0	0	0	0	5+	0	2+	

NICHOLAS CTY	TOTAL	80	26	1334	1360	17	2	7	47	0	2	32	
	79	24	943	967	6	2	1	1	0	0	3	17	
	CHANGE	2+	391+	393+	11+	0	6+	46+	0	0	1-	15+	

RURAL	80	7	443	450	9	2	5	15	0	0	0	30	
	79	16	375	391	4	2	0	1	0	0	0	15	
	CHANGE	9-	68+	59+	5+	0	5+	14+	0	0	0	15+	
SHERIFF	80	0	168	168	4	0	0	14	0	0	0	30	
	79	1	88	89	0	0	0	0	0	0	0	14	
	CHANGE	1-	80+	79+	4+	0	0	14+	0	0	0	16+	
STATE POLICE	80	7	275	282	5	2	5	1	0	0	0	0	
	79	15	287	302	4	2	0	1	0	0	0	1	
	CHANGE	8-	12-	20-	1+	0	5+	0	0	0	0	1-	
MUNICIPAL	80	19	891	910	8	0	2	32	0	0	2	2	
	79	8	568	576	2	0	1	0	0	0	3	2	
	CHANGE	11+	323+	334+	6+	0	1+	32+	0	0	1-	0	
RICHWOOD PD	80	4	670	674	4	0	0	0	0	0	0	2	
	79	1	392	393	1	0	0	0	0	0	0	0	
	CHANGE	3+	278+	281+	3+	0	0	0	0	0	0	2+	
SUMMERSVILLE PD	80	15	221	236	4	0	2	32	0	0	2	0	
	79	7	176	183	1	0	1	0	0	0	3	2	
	CHANGE	8+	45+	53+	3+	0	1+	32+	0	0	1-	2-	

OHIO CTY	TOTAL	80	215	2355	2570	315	6	24	25	2	7	105	89
	79	253	2201	2454	313	3	27	43	3	21	97	72	
	CHANGE	38-	154+	116+	2+	3+	3-	18-	1-	14-	8+	17+	

RURAL	80	20	445	465	66	0	5	12	2	3	9	15	
	79	57	523	580	70	0	7	23	1	10	9	22	
	CHANGE	37-	78-	115-	4-	0	2-	13-	1+	7-	0	7-	
SHERIFF	80	10	214	224	26	0	0	9	0	2	0	10	
	79	37	261	298	40	0	1	17	0	5	0	13	
	CHANGE	27-	47-	74-	14-	0	1-	8-	0	3-	0	3-	
STATE POLICE	80	10	231	241	40	0	5	3	2	1	9	5	
	79	20	262	282	30	0	6	8	1	5	9	9	
	CHANGE	10-	31-	41-	10+	0	1-	5-	1+	4-	0	4-	
MUNICIPAL	80	195	1910	2105	249	6	19	13	0	4	96	74	
	79	196	1678	1874	243	3	20	18	2	11	88	50	
	CHANGE	1-	232+	231+	6+	3+	1-	5-	2-	7-	8+	24+	
WHEELING PD	80	194	1857	2051	246	6	18	13	0	4	88	74	
	79	194	1642	1836	238	2	20	18	2	11	82	50	
	CHANGE	0	215+	215+	8+	4+	2-	5-	2-	7-	6+	24+	
TRIADDELPHIA PD	80	0	0	0	0	0	0	0	0	0	0	0	
	79	0	3	3	0	0	0	0	0	0	0	0	
	CHANGE	0	3-	3-	0	0	0	0	0	0	0	0	
BETHLEHEM PD	80	0	16	16	0	0	0	0	0	0	0	0	
	79	0	10	10	0	0	0	0	0	0	0	0	
	CHANGE	0	6+	6+	0	0	0	0	0	0	0	0	
WEST LIBERTY PD	80	0	1	1	0	0	0	0	0	0	0	0	
	79	0	0	0	0	0	0	0	0	0	0	0	
	CHANGE	0	1+	1+	0	0	0	0	0	0	0	0	
VALLEY GROVE PD	80	1	11	12	0	0	0	0	0	0	0	0	
	79	0	13	13	0	0	0	0	0	0	0	0	
	CHANGE	1+	2-	1-	0	0	0	0	0	0	0	0	
WEST LIBERTY ST COL SEC	80	0	25	25	3	0	1	0	0	0	8	0	
	79	2	10	12	5	1	0	0	0	0	6	0	
	CHANGE	2-	15+	13+	2-	1-	1+	0	0	0	2+	0	
CLEARVIEW PD	80	0	0	0	0	0	0	0	0	0	0	0	
	79	0	0	0	0	0	0	0	0	0	0	0	
	CHANGE	0	0	0	0	0	0	0	0	0	0	0	

PENDLETON CTY	TOTAL	80	14	213	227	17	2	4	68	0	2	25	40
	79	7	198	205	24	2	0	28	0	0	10	55	
	CHANGE	7+	15+	22+	7-	0	4+	40+	0	2+	15+	15-	

RURAL	80	13	210	223	17	2	4	68	0	2	25	40	
	79	7	179	186	24	2	0	28	0	0	10	53	
	CHANGE	6+	31+	37+	7-	0	4+	40+	0	2+	15+	13-	

JAN THRU DEC 80-79

PAGE 50

	COML VICE	SEX OFFENSES	NARCOTIC AND DRUG	PART II GAMBLING	ARRESTS BY FAMILY OFFENSES	CHARGE DRIVING UND INFL	AND LIQUOR LAWS	AGENCY TYPE DRUNK ENNESS	DISORD CONDUCT	VAGRANCY	OTHER OFFENSES	SUSPICION	CURFEW LOITER	RUN-AWAYS
03350	0	0	0	0	7	10	0	19	0	0	19	0	0	0
	0	0	0	0	3	4	0	4	0	0	6	0	0	0
	0	0	0	0	4+	6+	0	15+	0	0	13+	0	0	0
0335P	0	0	1	0	0	27	0	39	0	0	19	0	0	1
	0	0	1	0	1	38	0	26	0	0	7	0	0	0
	0	0	0	0	1-	11-	0	13+	0	0	12+	0	0	1+
0332Z	0	0	0	0	0	5	0	14	0	0	0	0	0	0
	0	0	0	0	0	4	0	4	0	0	0	0	0	0
	0	0	0	0	0	1+	0	10+	0	0	0	0	0	0
03301	0	0	0	0	0	0	0	0	0	0	0	0	0	0
	0	0	0	0	0	0	0	0	0	0	0	0	0	0
	0	0	0	0	0	0	0	0	0	0	0	0	0	0
03302	0	0	0	0	0	5	0	14	0	0	0	0	0	0
	0	0	0	0	0	4	0	4	0	0	0	0	0	0
	0	0	0	0	0	1+	0	10+	0	0	0	0	0	0

034AL	1	5	52	4	2	271	2	583	87	0	245	0	0	1
	0	5	33	4	2	247	3	427	21	15	178	0	0	1
	1+	0	19+	0	1-	24+	1-	156+	66+	15-	67+	0	0	0

034RU	1	1	33	4	2	114	1	193	0	0	39	0	0	1
	0	4	21	4	3	80	0	136	0	0	121	0	0	0
	1+	3-	12+	0	1-	34+	1+	57+	0	0	82-	0	0	1+
03450	0	0	11	0	0	40	0	68	0	0	1	0	0	0
	0	0	1	0	0	27	0	41	0	0	6	0	0	0
	0	0	10+	0	0	13+	0	27+	0	0	5-	0	0	0
0345P	1	1	22	4	2	74	1	125	0	0	38	0	0	1
	0	4	20	4	3	53	0	95	0	0	115	0	0	0
	1+	3-	2+	0	1-	21+	1+	30+	0	0	77-	0	0	1+
0342Z	0	4	19	0	0	157	1	190	87	0	206	0	0	0
	0	1	12	0	0	167	3	291	21	15	57	0	0	1
	0	3+	7+	0	0	10-	2-	99+	66+	15-	149+	0	0	1-
03401	0	0	4	0	0	106	1	298	87	0	172	0	0	0
	0	0	0	0	0	98	3	219	21	15	36	0	0	0
	0	0	4+	0	0	8+	2-	79+	66+	15-	136+	0	0	0
03402	0	4	15	0	0	51	0	92	0	0	34	0	0	0
	0	1	12	0	0	69	0	72	0	0	21	0	0	1
	0	3+	3+	0	0	18-	0	20+	0	0	13+	0	0	1-

035AL	28	13	45	0	4	226	164	980	61	0	428	0	19	29
	51	11	86	2	13	173	82	871	74	0	440	0	2	50
	23-	2+	41-	2-	9-	33+	82+	107+	13-	0	12-	0	17+	21-

035RU	0	1	4	0	1	21	2	128	1	0	184	0	0	11
	0	0	11	0	5	28	0	120	0	0	245	0	0	27
	0	1+	7-	0	4-	7-	2+	8+	1+	0	61-	0	0	16-
03550	0	0	2	0	0	0	1	97	1	0	70	0	0	6
	0	0	9	0	0	0	0	89	0	0	107	0	0	17
	0	0	7-	0	0	0	1+	8+	1+	0	37-	0	0	11-
0355P	0	1	2	0	1	21	1	31	0	0	114	0	0	5
	0	0	2	0	5	28	0	31	0	0	138	0	0	10
	0	1+	0	0	4-	7-	1+	0	0	0	24-	0	0	5-
0352Z	28	12	41	0	3	205	162	852	60	0	244	0	19	18
	51	11	75	2	8	165	82	751	74	0	195	0	2	23
	23-	1+	34-	2-	5-	40+	80+	101+	14-	0	49+	0	17+	5-
03501	28	11	34	0	3	203	161	827	56	0	242	0	19	18
	51	11	75	2	8	159	82	731	74	0	195	0	2	23
	23-	0	41-	2-	5-	44+	79+	96+	18-	0	47+	0	17+	5-
03502	0	0	0	0	0	0	0	0	0	0	0	0	0	0
	0	0	0	0	0	0	0	3	0	0	0	0	0	0
	0	0	0	0	0	0	0	3-	0	0	0	0	0	0
03503	0	0	0	0	0	1	0	13	2	0	0	0	0	0
	0	0	0	0	0	4	0	6	0	0	0	0	0	0
	0	0	0	0	0	3-	0	7+	2+	0	0	0	0	0
03504	0	0	0	0	0	0	0	0	0	0	1	0	0	0
	0	0	0	0	0	0	0	0	0	0	0	0	0	0
	0	0	0	0	0	0	0	0	0	0	1+	0	0	0
03505	0	0	0	0	0	1	1	10	0	0	0	0	0	0
	0	0	0	0	0	2	0	11	0	0	0	0	0	0
	0	0	0	0	0	1-	1+	1-	0	0	0	0	0	0
03506	0	1	7	0	0	0	0	2	2	0	1	0	0	0
	0	0	0	0	0	0	0	0	0	0	0	0	0	0
	0	1+	7+	0	0	0	0	0	0	0	0	0	0	0
03508	0	0	0	0	0	0	0	0	0	0	0	0	0	0
	0	0	0	0	0	0	0	0	0	0	0	0	0	0
	0	0	0	0	0	0	0	0	0	0	0	0	0	0

036AL	0	2	7	0	3	10	0	30	0	0	17	0	0	0
	0	1	6	5	1	4	0	39	3	0	27	0	0	0
	0	1+	1+	5-	2+	6+	0	9-	3-	0	10-	0	0	0

036RU	0	2	7	0	3	9	0	27	0	0	17	0	0	0
	0	1	6	5	1	3	0	32	2	0	19	0	0	0
	0	1+	1+	5-	2+	6+	0	5-	2-	0	2-	0	0	0

PART II APRESTS BY CHARGE AND AGENCY TYPE
 JUVENILE ADULTS GRAND TOTAL OTHER ASSAULTS

ARSON FORGERY FRAUD EMBEZZLE STOLEN PROPERTY VANDAL ILLEGAL WEAPONS

AGENCY	80	79	CHANGE	JUVENILE	ADULTS	GRAND TOTAL	OTHER ASSAULTS	ARSON	FORGERY	FRAUD	EMBEZZLE	STOLEN PROPERTY	VANDAL	ILLEGAL WEAPONS	
SHERIFF	80	79	CHANGE	3	79	82	5	0	2	34	0	0	0	35	
				4	76	80	7	0	0	14	0	0	0	45	
				1-	3+	2+	2-	0	2+	20+	0	0	0	10-	
STATE POLICE	80	79	CHANGE	10	131	141	12	2	2	34	0	2	25	5	
				3	103	106	17	2	0	14	0	0	10	8	
				7+	28+	35+	5-	0	0	20+	0	2+	15+	3-	
MUNICIPAL	80	79	CHANGE	1	3	4	0	0	0	0	0	0	0	0	
				0	19	19	0	0	0	0	0	0	0	2	
				1+	16-	15-	0	0	0	0	0	0	0	2-	
FRANKLIN PD	80	79	CHANGE	1	3	4	0	0	0	0	0	0	0	0	
				0	19	19	0	0	0	0	0	0	0	2	
				1+	16-	15-	0	0	0	0	0	0	0	2-	

PLEASANTS CTY TOTAL	80	79	CHANGE	7	244	251	32	1	1	89	1	0	0	18	
				4	272	276	21	1	4	51	1	0	7	38	
				3+	28-	25-	11+	0	3-	28+	0	0	7-	20-	

RURAL	80	79	CHANGE	7	198	205	29	1	1	89	1	0	0	18	
				2	221	223	21	1	4	61	1	0	7	38	
				5+	23-	18-	8+	0	3-	28+	0	0	7-	20-	
SHERIFF	80	79	CHANGE	5	27	32	0	0	0	0	0	0	0	17	
				2	73	75	0	0	0	0	0	0	0	29	
				3+	46-	43-	0	0	0	0	0	0	0	12-	
STATE POLICE	80	79	CHANGE	2	171	173	29	1	1	89	1	0	0	1	
				0	148	148	21	1	4	51	1	0	7	9	
				2+	23+	25+	8+	0	3-	28+	0	0	7-	8-	
MUNICIPAL	80	79	CHANGE	0	46	46	3	0	0	0	0	0	0	0	
				2	51	53	0	0	0	0	0	0	0	0	
				2-	5-	7-	3+	0	0	0	0	0	0	0	
ST MARYS PD	80	79	CHANGE	0	46	46	3	0	0	0	0	0	0	0	
				2	51	53	0	0	0	0	0	0	0	0	
				2-	5-	7-	3+	0	0	0	0	0	0	0	

POCAHONTAS CTY TOTAL	80	79	CHANGE	13	271	284	20	2	1	0	0	0	2	46	
				7	275	282	17	2	0	0	0	0	0	45	
				6+	4-	2+	3+	0	1+	0	0	0	2+	1+	

RURAL	80	79	CHANGE	13	191	204	20	2	1	0	0	0	2	45	
				7	229	236	17	2	0	0	0	0	0	44	
				6+	38-	32-	3+	0	1+	0	0	0	2+	1+	
SHERIFF	80	79	CHANGE	7	99	106	3	0	0	0	0	0	2	41	
				0	126	126	1	0	0	0	0	0	0	39	
				7+	27-	20-	2+	0	0	0	0	0	2+	2+	
STATE POLICE	80	79	CHANGE	6	92	93	17	2	1	0	0	0	0	4	
				7	103	110	16	2	0	0	0	0	0	5	
				1-	11-	12-	1+	0	1+	0	0	0	0	1-	
MUNICIPAL	80	79	CHANGE	0	80	80	0	0	0	0	0	0	0	1	
				0	46	46	0	0	0	0	0	0	0	1	
				0	34+	34+	0	0	0	0	0	0	0	0	
MARLINTON PD	80	79	CHANGE	0	80	80	0	0	0	0	0	0	0	1	
				0	46	46	0	0	0	0	0	0	0	1	
				0	34+	34+	0	0	0	0	0	0	0	0	

PRESTON CTY TOTAL	80	79	CHANGE	17	663	680	51	2	5	31	0	10	12	34	
				27	621	648	72	1	1	7	1	10	17	53	
				10-	42+	32+	21-	1+	4+	24+	1-	0	5-	19-	

RURAL	80	79	CHANGE	7	523	530	49	2	5	31	0	7	12	33	
				12	476	488	63	1	1	4	1	10	13	52	
				5-	47+	42+	14-	1+	4+	27+	1-	3-	1-	19-	
SHERIFF	80	79	CHANGE	7	415	422	48	2	1	0	0	4	11	29	
				10	411	421	63	1	1	3	0	5	10	52	
				3-	4+	1+	15-	1+	0	3-	0	1-	1+	23-	
STATE POLICE	80	79	CHANGE	0	108	108	1	0	4	31	0	3	1	4	
				2	65	67	0	0	0	1	1	5	3	0	
				2-	43+	41+	1+	0	4+	30+	1-	2-	2-	4+	
MUNICIPAL	80	79	CHANGE	10	140	150	2	0	0	0	0	3	0	1	
				15	145	160	9	0	0	3	0	0	4	1	
				5-	5-	10-	7-	0	0	3-	0	3+	4-	0	
KINGWOOD PD	80	79	CHANGE	0	58	58	1	0	0	0	0	0	0	0	
				1	48	49	1	0	0	0	0	0	0	0	
				1-	10+	9+	0	0	0	0	0	0	0	0	
TERRA ALTA PD	80	79	CHANGE	5	25	30	1	0	0	0	0	3	0	1	
				4	64	68	8	0	0	3	0	0	1	1	
				1+	39-	38-	7-	0	0	5-	0	3+	1-	0	
ROWLESBURG PD	80	79	CHANGE	0	15	15	0	0	0	0	0	0	0	0	
				0	17	17	0	0	0	0	0	0	0	0	
				0	2-	2-	0	0	0	0	0	0	0	0	
MASONTOWN PD	80	79	CHANGE	5	7	12	0	0	0	0	0	0	0	0	
				10	16	26	0	0	0	0	0	0	3	0	
				5-	9-	14-	0	0	0	0	0	0	3-	0	

JAN THRU DEC 80-79

PAGE 54

	COML VICE	SEX OFFENSES	NARCOTIC AND DRUG	PART II GAMBLING	ARRESTS BY FAMILY OFFENSES	BY CHARGE DRIVING UND INFL	AND LIQUOR LAWS	AGENCY TYPE DRUNK-ENNESS	DISORD CONDUCT	VAGRANCY	OTHER OFFENSES	SUSPICION	CURFEW LOITER	RUN-AWAYS
03650	0	0	0	0	0	0	0	0	0	0	6	0	0	0
	0	0	2	0	0	0	0	3	0	0	9	0	0	0
	0	0	2-	0	0	0	0	3-	0	0	3-	0	0	0
0365P	0	2	7	0	3	9	0	27	0	0	11	0	0	0
	0	1	4	5	1	3	0	29	2	0	10	0	0	0
	0	1+	3+	5-	2+	6+	0	2-	2-	0	1+	0	0	0
0362Z	0	0	0	0	0	1	0	3	0	0	0	0	0	0
	0	0	0	0	0	1	0	7	1	0	8	0	0	0
	0	0	0	0	0	0	0	4-	1-	0	8-	0	0	0
03601	0	0	0	0	0	1	0	3	0	0	0	0	0	0
	0	0	0	0	0	1	0	7	1	0	8	0	0	0
	0	0	0	0	0	0	0	4-	1-	0	8-	0	0	0

037AL	0	0	2	1	9	9	0	71	1	0	16	0	0	0
	0	0	0	0	0	8	0	85	2	5	41	0	2	0
	0	0	2+	1+	9+	1+	0	14-	1-	5-	25-	0	2-	0

037RU	0	0	2	1	9	7	0	36	1	0	10	0	0	0
	0	0	0	0	0	7	0	44	0	5	34	0	0	0
	0	0	2+	1+	9+	0	0	8-	1+	5-	24-	0	0	0
03750	0	0	1	0	0	1	0	10	0	0	3	0	0	0
	0	0	0	0	0	0	0	14	0	5	27	0	0	0
	0	0	1+	0	0	1+	0	4-	0	5-	24-	0	0	0
0375P	0	0	1	1	9	6	0	26	1	0	7	0	0	0
	0	0	0	0	0	7	0	30	0	0	7	0	0	0
	0	0	1+	1+	9+	1-	0	4-	1+	0	0	0	0	0
0372Z	0	0	0	0	0	2	0	35	0	0	6	0	0	0
	0	0	0	0	0	1	0	41	2	0	7	0	2	0
	0	0	0	0	0	1+	0	6-	2-	0	1-	0	2-	0
03701	0	0	0	0	0	2	0	35	0	0	6	0	0	0
	0	0	0	0	0	1	0	41	2	0	7	0	2	0
	0	0	0	0	0	1+	0	6-	2-	0	1-	0	2-	0

038AL	0	0	1	0	1	16	0	147	1	0	44	0	0	3
	0	0	2	0	1	29	0	149	7	0	25	0	0	5
	0	0	1-	0	0	13-	0	2-	6-	0	19+	0	0	2-

038RU	0	0	1	0	1	10	0	77	0	0	42	0	0	3
	0	0	2	0	1	24	0	114	3	0	24	0	0	5
	0	0	1-	0	0	14-	0	37-	3-	0	18+	0	0	2-
03850	0	0	0	0	1	9	0	42	0	0	8	0	0	0
	0	0	0	0	1	16	0	65	3	0	1	0	0	0
	0	0	0	0	0	7-	0	23-	3-	0	7+	0	0	0
0385P	0	0	1	0	0	1	0	35	0	0	34	0	0	3
	0	0	2	0	0	8	0	49	0	0	23	0	0	5
	0	0	1-	0	0	7-	0	14-	0	0	11+	0	0	2-
0382Z	0	0	0	0	0	6	0	70	1	0	2	0	0	0
	0	0	0	0	0	5	0	35	4	0	1	0	0	0
	0	0	0	0	0	1+	0	35+	3-	0	1+	0	0	0
03801	0	0	0	0	0	6	0	70	1	0	2	0	0	0
	0	0	0	0	0	5	0	35	4	0	1	0	0	0
	0	0	0	0	0	1+	0	35+	3-	0	1+	0	0	0

039AL	0	1	24	0	10	80	6	237	4	0	173	0	0	0
	0	3	26	0	29	95	2	211	11	0	107	0	0	2
	0	2-	2-	0	19-	15-	6+	26+	7-	0	66+	0	0	2-

039RU	0	1	23	0	10	50	0	138	4	0	165	0	0	0
	0	2	13	0	21	69	0	128	10	0	98	0	0	2
	0	1-	10+	0	11-	19-	0	10+	6-	0	67+	0	0	2-
03950	0	0	19	0	10	40	0	101	4	0	153	0	0	0
	0	1	7	0	21	51	0	101	10	0	93	0	0	2
	0	1-	12+	0	11-	11-	0	0	6-	0	60+	0	0	2-
0395P	0	1	4	0	0	10	0	37	0	0	12	0	0	0
	0	1	6	0	0	18	0	27	0	0	5	0	0	0
	0	0	2-	0	0	8-	0	10+	0	0	7+	0	0	0
0392Z	0	0	1	0	0	30	6	99	0	0	8	0	0	0
	0	1	13	0	8	26	2	83	1	0	9	0	0	0
	0	1-	12-	0	8-	4+	4+	16+	1-	0	1-	0	0	0
03901	0	0	0	0	0	14	0	43	0	0	0	0	0	0
	0	0	6	0	0	15	0	27	0	0	0	0	0	0
	0	0	6-	0	0	1-	0	16+	0	0	0	0	0	0
03902	0	0	1	0	0	3	5	13	0	0	3	0	0	0
	0	1	7	0	7	7	1	23	0	0	9	0	0	0
	0	1-	6-	0	7-	4-	4+	10-	0	0	6-	0	0	0
03903	0	0	0	0	0	2	0	13	0	0	0	0	0	0
	0	0	0	0	0	2	0	15	0	0	0	0	0	0
	0	0	0	0	0	0	0	2-	0	0	0	0	0	0
03904	0	0	0	0	0	0	1	9	0	0	2	0	0	0
	0	0	0	0	1	2	1	18	1	0	0	0	0	0
	0	0	0	0	1-	2-	0	9-	1-	0	2+	0	0	0

PART II ARRESTS BY CHARGE AND AGENCY TYPE
JUVENILE ADULTS GRAND TOTAL OTHER ASSAULTS

ARSON FORGERY FRAUD EMBEZZLE STOLEN PROPERTY VANDAL ILLFGAL WEAPONS

Table with columns for agency name, year (80, 79), change, and 12 categories of charges. Rows include NEWBURG PD and TUNNELTON PD.

Summary row for PUTNAM CTY with columns for TOTAL, year (80, 79), change, and 12 categories of charges.

Summary row for RURAL with columns for year (80, 79), change, and 12 categories of charges.

Summary row for SHERIFF with columns for year (80, 79), change, and 12 categories of charges.

Summary row for STATE POLICE with columns for year (80, 79), change, and 12 categories of charges.

Summary row for MUNICIPAL with columns for year (80, 79), change, and 12 categories of charges.

Table for HURRICANE PD with columns for year (80, 79), change, and 12 categories of charges.

Table for ELEANOR PD with columns for year (80, 79), change, and 12 categories of charges.

Table for POCA PD with columns for year (80, 79), change, and 12 categories of charges.

Table for BANCROFT PD with columns for year (80, 79), change, and 12 categories of charges.

Summary row for RALEIGH CTY with columns for TOTAL, year (80, 79), change, and 12 categories of charges.

Summary row for RURAL with columns for year (80, 79), change, and 12 categories of charges.

Summary row for SHERIFF with columns for year (80, 79), change, and 12 categories of charges.

Summary row for STATE POLICE with columns for year (80, 79), change, and 12 categories of charges.

Summary row for MUNICIPAL with columns for year (80, 79), change, and 12 categories of charges.

Table for BECKLEY PD with columns for year (80, 79), change, and 12 categories of charges.

Table for LESTER PD with columns for year (80, 79), change, and 12 categories of charges.

Table for MABSCOTT PD with columns for year (80, 79), change, and 12 categories of charges.

Table for SOPHIA PD with columns for year (80, 79), change, and 12 categories of charges.

Table for RHODELL PD with columns for year (80, 79), change, and 12 categories of charges.

Summary row for RANDOLPH CTY with columns for TOTAL, year (80, 79), change, and 12 categories of charges.

Summary row for RURAL with columns for year (80, 79), change, and 12 categories of charges.

Summary row for SHERIFF with columns for year (80, 79), change, and 12 categories of charges.

JAN THPU DEC 80-79

	COML VICE	SEX OFFENSES	PART II NARCOTIC AND DRUG	GAMBLING	ARRESTS BY FAMILY OFFENSES	PAGE 58 CHARGE DRIVING UND INFL	AND AGENCY LIQUOR LAWS	TYPE DRUNKENNESS	DISOPD CONDUCT	VAGRANCY	OTHER OFFENSES	SUSPICION	CURFEW LOITER	RUN-AWAYS
03905	0	0	0	0	0	0	0	0	0	0	0	0	0	0
03906	0	0	0	0	0	11	0	71	0	0	3	0	0	0
*****	0	0	0	0	0	11+	0	21+	0	0	3+	0	0	0
040AL	0	1	26	0	2	151	0	440	13	1	331	0	53	5
*****	0	1	22	0	23	181	21	484	2	0	273	0	0	1
*****	0	0	4+	0	21-	30-	21-	44-	11+	1+	58+	0	53+	4+
040RU	0	1	17	0	2	118	0	399	0	0	329	0	0	1
*****	0	1	20	0	23	153	10	462	0	0	273	0	0	1
*****	0	0	3-	0	21-	35-	10-	63-	0	0	56+	0	0	0
040SO	0	1	14	0	2	94	0	312	0	0	280	0	0	0
*****	0	1	18	0	23	127	0	365	0	0	206	0	0	0
*****	0	0	4-	0	21-	33-	0	53-	0	0	74+	0	0	0
040SP	0	0	3	0	0	24	0	87	0	0	49	0	0	1
*****	0	0	2	0	0	26	10	97	0	0	67	0	0	1
*****	0	0	1+	0	0	2-	10-	10-	0	0	18-	0	0	0
040ZZ	0	0	9	0	0	33	0	41	13	1	2	0	53	4
*****	0	0	2	0	0	28	11	22	2	0	0	0	0	0
*****	0	0	7+	0	0	5+	11-	19+	11+	1+	2+	0	53+	4+
04001	0	0	9	0	0	29	0	33	13	1	1	0	53	4
*****	0	0	2	0	0	26	11	19	2	0	0	0	0	0
*****	0	0	7+	0	0	3+	11-	14+	11+	1+	1+	0	53+	4+
04003	0	0	0	0	0	0	0	1	0	0	0	0	0	0
*****	0	0	0	0	0	1	0	1	0	0	0	0	0	0
*****	0	0	0	0	0	1-	0	0	0	0	0	0	0	0
04004	0	0	0	0	0	2	0	3	0	0	1	0	0	0
*****	0	0	0	0	0	1	0	2	0	0	0	0	0	0
*****	0	0	0	0	0	1+	0	1+	0	0	1+	0	0	0
04005	0	0	0	0	0	2	0	4	0	0	0	0	0	0
*****	0	0	0	0	0	0	0	0	0	0	0	0	0	0
*****	0	0	0	0	0	2+	0	4+	0	0	0	0	0	0
*****	0	31	113	13	12	312	9	1935	27	1	194	0	0	4
*****	0	13	154	2	14	459	5	1652	25	0	324	0	0	12
*****	0	18+	41-	11+	2-	147-	4+	283+	2+	1+	130-	0	0	8-
041RU	0	7	66	1	9	187	1	1010	0	0	66	0	0	1
*****	0	3	64	0	14	233	3	713	0	0	242	0	0	6
*****	0	4+	2+	1+	5-	46-	2-	297+	0	0	176-	0	0	5-
041SO	0	4	60	1	9	163	0	546	0	0	65	0	0	1
*****	0	2	53	0	14	167	0	488	0	0	208	0	0	0
*****	0	2+	7+	1+	5-	4-	0	58+	0	0	143-	0	0	1+
041SP	0	3	6	0	0	29	1	464	0	0	1	0	0	0
*****	0	1	11	0	0	66	3	225	0	0	34	0	0	6
*****	0	2+	5-	0	0	42-	2-	239+	0	0	33-	0	0	6-
041ZZ	0	24	47	12	3	125	8	925	27	1	128	0	0	3
*****	0	10	90	2	0	226	2	939	25	0	82	0	0	6
*****	0	14+	43-	10+	3+	101-	6+	14-	2+	1+	46+	0	0	3-
04101	0	24	38	12	1	115	7	757	27	1	127	0	0	0
*****	0	10	89	2	0	217	1	789	23	0	73	0	0	0
*****	0	14+	51-	10+	1+	102-	6+	32-	4+	1+	54+	0	0	0
04102	0	0	0	0	0	3	0	47	0	0	0	0	0	0
*****	0	0	1	0	0	2	0	47	1	0	0	0	0	0
*****	0	0	1-	0	0	1+	0	0	1-	0	0	0	0	0
04103	0	0	0	0	2	3	0	24	0	0	1	0	0	3
*****	0	0	0	0	0	3	0	16	0	0	2	0	0	2
*****	0	0	0	0	2+	0	0	8+	0	0	1-	0	0	1+
04104	0	0	9	0	0	0	0	61	0	0	0	0	0	0
*****	0	0	0	0	0	0	0	42	0	0	0	0	0	4
*****	0	0	9+	0	0	0	0	19+	0	0	0	0	0	4-
04105	0	0	0	0	0	4	1	36	0	0	0	0	0	0
*****	0	0	0	0	0	4	1	45	1	0	7	0	0	0
*****	0	0	0	0	0	0	0	9-	1-	0	7-	0	0	0
*****	0	4	9	0	8	52	1	763	39	11	174	0	2	3
*****	0	2	6	0	6	76	0	687	23	0	90	0	0	0
*****	0	2+	3+	0	2+	24-	1+	76+	16+	11+	84+	0	2+	3+
042RU	0	4	8	0	6	29	0	261	0	0	103	0	0	3
*****	0	0	5	0	6	44	0	207	0	0	75	0	0	0
*****	0	4+	3+	0	0	15-	0	54+	0	0	28+	0	0	3+
042SO	0	0	2	0	5	6	0	106	0	0	18	0	0	1
*****	0	0	0	0	6	0	0	53	0	0	6	0	0	0
*****	0	0	2+	0	1-	6+	0	53+	0	0	12+	0	0	1+

PART II ARRESTS BY CHARGE AND AGENCY TYPE
JUVENILE ADULTS GRAND TOTAL OTHER ASSAULTS ARSON FORGERY FRAUD EMBEZZLE STOLEN PROPERTY VANDAL ILLEGAL WEAPON

Table with columns for Agency, Year, and various crime categories (Arson, Forgery, Fraud, Embezzle, Stolen Property, Vandal, Illegal Weapon). Rows include agencies like STATE POLICE, MUNICIPAL, ELKINS PD, MILL CREEK PD, RITCHIE CTY, PENNSBORO PD, CAIRO PD, ROANE CTY, SPENCER PD, SUMMERS CTY, and TAYLOR CTY, with sub-rows for 80, 79, and CHANGE.

JAN THRU DEC 80-79

	COMPL VICE	SEX OFFENSES	PART II NARCOTIC AND DRUG	GAMBLING	ARRESTS FAMILY OFFENSES	PAGE 62 BY CHARGE DRIVING UND INFL	AGENCY AND LIQUOR LAWS	TYPE DRUNK-ENNESS	DISORD CONDUCT	VAGRANCY	OTHER OFFENSES	SUSPICION	CURFEW LOITER	RUN-AWAYS
0425P	0	4	6	0	1	23	0	155	0	0	85	0	0	2
	0	0	5	0	0	44	0	154	0	0	69	0	0	0
	0	4+	1+	0	1+	21-	0	1+	0	0	16+	0	0	2+
0422Z	0	0	1	0	2	23	1	502	39	11	71	0	2	0
	0	2	1	0	0	32	0	480	23	0	15	0	0	0
	0	2-	0	0	2+	9-	1+	22+	16+	11+	56+	0	2+	0
04201	0	0	1	0	2	23	1	501	39	11	71	0	2	0
	0	2	1	0	0	29	0	475	19	0	15	0	0	0
	0	2-	0	0	2+	6-	1+	26+	20+	11+	56+	0	2+	0
04202	0	0	0	0	0	0	0	1	0	0	0	0	0	0
	0	0	0	0	0	3	0	5	4	0	0	0	0	0
	0	0	0	0	0	3-	0	4-	4-	0	0	0	0	0

043AL	0	2	0	0	0	4	0	17	2	0	7	0	0	0
	0	0	1	0	0	2	2	28	1	0	8	0	0	4
	0	2+	1-	0	0	2+	2-	11-	1+	0	1-	0	0	4-

043RU	0	2	0	0	0	4	0	9	0	0	6	0	0	0
	0	0	1	0	0	1	2	24	1	0	8	0	0	2
	0	2+	1-	0	0	3+	2-	15-	1-	0	2-	0	0	2-
04350	0	0	0	0	0	1	0	4	0	0	6	0	0	0
	0	0	0	0	0	0	0	1	0	0	8	0	0	0
	0	0	0	0	0	1+	0	3+	0	0	2-	0	0	0
0435P	0	2	0	0	0	3	0	5	0	0	0	0	0	0
	0	0	1	0	0	0	2	23	1	0	0	0	0	2
	0	2+	1-	0	0	2+	2-	18-	1-	0	0	0	0	2-
0432Z	0	0	0	0	0	0	0	8	2	0	1	0	0	0
	0	0	0	0	0	1	0	4	0	0	0	0	0	2
	0	0	0	0	0	1-	0	4+	2+	0	1+	0	0	2-
04302	0	0	0	0	0	0	0	4	0	0	0	0	0	0
	0	0	0	0	0	0	0	0	0	0	0	0	0	0
	0	0	0	0	0	0	0	4+	0	0	0	0	0	0
04303	0	0	0	0	0	0	0	4	2	0	1	0	0	0
	0	0	0	0	0	1	0	4	0	0	0	0	0	2
	0	0	0	0	0	1-	0	0	2+	0	1+	0	0	2-

044AL	0	0	9	0	0	91	5	643	25	0	250	0	0	3
	0	1	8	0	4	49	1	355	14	0	208	0	2	7
	0	1-	1+	0	4-	42+	4+	288+	11+	0	42+	0	2-	4-

044RU	0	0	9	0	0	81	5	437	0	0	249	0	0	3
	0	1	6	0	3	42	0	244	11	0	200	0	2	7
	0	1-	3+	0	3-	39+	5+	193+	11-	0	49+	0	2-	4-
04450	0	0	6	0	0	57	5	347	0	0	213	0	0	2
	0	0	5	0	1	30	0	193	0	0	194	0	2	2
	0	0	1+	0	1-	27+	5+	154+	0	0	19+	0	2-	0
0445P	0	0	3	0	0	24	0	90	0	0	36	0	0	1
	0	1	1	0	2	12	0	51	11	0	6	0	0	5
	0	1-	2+	0	2-	12+	0	39+	11-	0	30+	0	0	4-
0442Z	0	0	0	0	0	10	0	206	25	0	1	0	0	0
	0	0	2	0	1	7	1	111	3	0	8	0	0	0
	0	0	2-	0	1-	3+	1-	95+	22+	0	7-	0	0	0
04401	0	0	0	0	0	10	0	206	25	0	1	0	0	0
	0	0	2	0	1	7	1	111	3	0	8	0	0	0
	0	0	2-	0	1-	3+	1-	95+	22+	0	7-	0	0	0

045AL	0	0	23	2	0	127	4	661	0	2	227	0	0	3
	0	0	38	0	0	131	7	784	10	0	144	0	0	2
	0	0	15-	2+	0	4-	3-	123-	10-	2+	83+	0	0	1+

045RU	0	0	14	2	0	31	3	154	0	2	227	0	0	3
	0	0	14	0	0	33	5	100	0	0	144	0	0	0
	0	0	0	2+	0	2-	2-	54+	0	2+	83+	0	0	3+
04550	0	0	7	0	0	7	0	65	0	2	191	0	0	0
	0	0	4	0	0	6	0	26	0	0	134	0	0	0
	0	0	3+	0	0	1+	0	39+	0	2+	57+	0	0	0
0455P	0	0	7	2	0	24	3	89	0	0	36	0	0	3
	0	0	0	0	0	27	5	74	0	0	10	0	0	0
	0	0	3-	2+	0	3-	2-	15+	0	0	26+	0	0	3+
0452Z	0	0	9	0	0	96	1	507	0	0	0	0	0	0
	0	0	24	0	0	98	2	684	10	0	0	0	0	2
	0	0	15-	0	0	2-	1-	177-	10-	0	0	0	0	2-
04501	0	0	9	0	0	96	1	507	0	0	0	0	0	0
	0	0	24	0	0	98	2	684	10	0	0	0	0	2
	0	0	15-	0	0	2-	1-	177-	10-	0	0	0	0	2-

046AL	0	0	7	0	3	35	2	185	10	0	150	0	0	0
	0	0	11	0	1	49	9	153	5	0	60	0	4	0
	0	0	4-	0	2+	14-	7-	32+	5+	0	90+	0	4-	0

JAN THRU DEC 80-79

PAGE 66

PART II

	COML VICE	SEX OFFENSES	NARCOTIC AND DRUG	GAMBLING	FAMILY OFFENSES	ARRESTS BY CHARGE UND	DRIVING INFL	LIQUOR LAWS	AND AGENCY TYPE DRUNK-ENNESS	DISORD CONDUCT	VAGRANCY	OTHER OFFENSES	SUSPICION	CURFEW LOITER	RUN-AWAYS
046RU	0	0	4	0	3	19	0	96	5	0	138	0	0	0	
	0	0	11	0	1	37	9	87	1	0	49	0	0	0	
	0	0	7-	0	2+	18-	9-	9+	4+	0	89+	0	0	0	
046SO	0	0	1	0	2	15	0	52	5	0	22	0	0	0	
	0	0	11	0	1	25	7	57	0	0	29	0	0	0	
	0	0	10-	0	1+	10-	7-	5-	5+	0	7-	0	0	0	
046SP	0	0	3	0	1	4	0	44	0	0	116	0	0	0	
	0	0	0	0	0	12	2	30	1	0	20	0	0	0	
	0	0	3+	0	1+	8-	2-	14+	1-	0	96+	0	0	0	
046ZZ	0	0	3	0	0	16	2	89	5	0	12	0	0	0	
	0	0	0	0	0	12	0	66	4	0	11	0	0	0	
	0	0	3+	0	0	4+	2+	23+	1+	0	1+	0	0	0	
04601	0	0	1	0	0	14	2	86	5	0	12	0	0	0	
	0	0	0	0	0	9	0	64	4	0	11	0	0	0	
	0	0	1+	0	0	5+	2+	22+	1+	0	1+	0	0	0	
04602	0	0	2	0	0	2	0	3	0	0	0	0	0	0	
	0	0	0	0	0	3	0	2	0	0	0	0	0	0	
	0	0	2+	0	0	1-	0	1+	0	0	0	0	0	0	
047AL	0	2	35	0	14	58	1	155	4	0	60	0	0	4	
	0	0	23	0	6	39	0	81	2	0	42	0	0	1	
	0	2+	12+	0	8+	19+	1+	74+	2+	0	18+	0	0	3+	
047RU	0	2	29	0	14	51	0	133	1	0	57	0	0	4	
	0	0	23	0	6	38	0	71	0	0	41	0	0	1	
	0	2+	6+	0	8+	13+	0	62+	1+	0	16+	0	0	3+	
047SO	0	1	20	0	0	34	0	82	1	0	29	0	0	0	
	0	0	11	0	0	17	0	36	0	0	19	0	0	1	
	0	1+	9+	0	0	17+	0	46+	1+	0	10+	0	0	1-	
047SP	0	1	9	0	14	17	0	51	0	0	28	0	0	4	
	0	0	12	0	6	21	0	35	0	0	22	0	0	0	
	0	1+	3-	0	8+	47	0	16+	0	0	6+	0	0	4+	
047ZZ	0	0	6	0	0	7	1	22	3	0	3	0	0	0	
	0	0	0	0	0	1	0	10	2	0	1	0	0	0	
	0	0	6+	0	0	6+	1+	12+	1+	0	2+	0	0	0	
04701	0	0	0	0	0	0	0	0	0	0	0	0	0	0	
	0	0	0	0	0	1	0	10	2	0	1	0	0	0	
	0	0	0	0	0	1-	0	10-	2-	0	1-	0	0	0	
04702	0	0	0	0	0	0	0	0	0	0	0	0	0	0	
	0	0	0	0	0	0	0	0	0	0	0	0	0	0	
	0	0	0	0	0	0	0	0	0	0	0	0	0	0	
04704	0	0	6	0	0	5	1	12	1	0	2	0	0	0	
	0	0	0	0	0	0	0	0	0	0	0	0	0	0	
	0	0	6+	0	0	5+	1+	12+	1+	0	2+	0	0	0	
048AL	1	1	61	1	23	30	2	197	14	0	95	0	7	10	
	0	0	36	0	25	20	18	131	21	1	109	0	1	6	
	1+	1+	25+	1+	2-	10+	16-	66+	7-	1-	14-	0	6+	4+	
048RU	1	0	49	1	21	16	2	91	6	0	76	0	0	7	
	0	0	34	0	21	10	8	76	1	0	87	0	1	6	
	1+	0	15+	1+	0	6+	6-	15+	5+	0	11-	0	1-	1+	
048SO	1	0	49	1	21	10	2	77	5	0	53	0	0	6	
	0	0	33	0	20	4	8	62	1	0	53	0	1	6	
	1+	0	16+	1+	1+	6+	6-	15+	4+	0	0	0	1-	0	
048SP	0	0	0	0	0	6	0	14	1	0	23	0	0	1	
	0	0	1	0	1	6	0	14	0	0	34	0	0	0	
	0	0	1-	0	1-	0	0	0	1+	0	11-	0	0	1+	
048ZZ	0	1	12	0	2	14	0	106	8	0	19	0	7	3	
	0	0	2	0	4	10	10	55	20	1	22	0	0	0	
	0	1+	10+	0	2-	4+	10-	51+	12-	1-	3-	0	7+	3+	
04801	0	0	1	0	0	3	0	7	4	0	1	0	0	1	
	0	0	2	0	1	2	10	7	17	0	13	0	0	0	
	0	0	1-	0	1-	1+	10-	0	13-	0	12-	0	0	1+	
04802	0	1	10	0	2	11	0	91	4	0	16	0	7	1	
	0	0	0	0	2	6	0	24	2	1	2	0	0	0	
	0	1+	10+	0	0	5+	0	67+	2+	1-	14+	0	7+	1+	
04803	0	0	1	0	0	0	0	8	0	0	2	0	0	1	
	0	0	0	0	1	2	0	24	1	0	7	0	0	0	
	0	0	1+	0	1-	2-	0	16-	1-	0	3-	0	0	1+	
04804	0	0	0	0	0	0	0	0	0	0	0	0	0	0	
	0	0	0	0	0	0	0	0	0	0	0	0	0	0	
	0	0	0	0	0	0	0	0	0	0	0	0	0	0	
049AL	0	1	16	0	1	43	8	258	12	2	759	0	0	2	
	0	3	17	0	4	42	0	263	19	0	476	0	3	27	
	0	2-	1-	0	3-	1+	8+	5-	7-	2+	283+	0	3-	25-	

PAGE 69
PART II ARRESTS BY CHARGE AND AGENCY TYPE
JUVENILE ADULTS GRAND OTHER ARSON FORGERY FRAUD EMBEZZLE STOLEN VANDAL ILLEGAL
TOTAL ASSAULTS PROPERTY WEAPONS

	80	79	CHANGE	JUVENILE	ADULTS	GRAND TOTAL	OTHER ASSAULTS	ARSON	FORGERY	FRAUD	EMBEZZLE	STOLEN PROPERTY	VANDAL	ILLEGAL WEAPONS
RURAL	80	14	1012	1026	99	0	0	3	0	0	7	26		
CHANGE	79	45	742	787	103	0	13	0	0	0	1	0	7	34
SHERIFF	80	4	896	900	64	0	0	0	0	0	0	0	0	25
CHANGE	79	34	657	691	93	0	8	0	0	0	0	0	0	34
STATE POLICE	80	10	116	126	26	0	0	3	0	0	0	7	1	
CHANGE	79	11	85	96	10	0	5	0	0	0	1	0	0	
MUNICIPAL	80	15	195	210	2	1	0	0	0	0	2	3	0	
CHANGE	79	14	222	236	15	0	0	0	0	0	0	3	0	
BUCKHANNON PD	80	15	195	210	2	1	0	0	0	0	2	3	0	
CHANGE	79	14	222	236	15	0	0	0	0	0	0	3	0	
CHANGE		1+	27-	26-	13-	1+	0	0	0	0	2+	0	0	
WAYNE CTY TOTAL	80	42	2020	2062	107	3	4	81	6	29	32	87		
CHANGE	79	68	990	1058	47	5	2	15	0	6	12	20		
CHANGE		26-	1030+	1004+	60+	2-	2+	66+	6+	23+	20+	67+		
RURAL	80	19	954	973	101	3	4	81	6	29	31	76		
CHANGE	79	26	513	539	44	5	2	15	0	4	4	15		
SHERIFF	80	5	651	656	83	1	4	78	4	4	30	71		
CHANGE	79	7	349	356	34	0	2	14	0	2	4	15		
STATE POLICE	80	14	303	317	18	2	0	3	2	25	1	5		
CHANGE	79	19	164	183	10	5	0	1	0	2	0	0		
MUNICIPAL	80	23	1066	1089	6	0	0	0	0	0	1	11		
CHANGE	79	42	477	519	3	0	0	0	0	2	8	5		
CEREDO PD	80	0	76	76	0	0	0	0	0	0	0	0		
CHANGE	79	0	55	55	0	0	0	0	0	0	0	0		
KENOVA PD	80	16	588	604	6	0	0	0	0	0	0	11		
CHANGE	79	33	298	331	1	0	0	0	0	0	0	4		
WAYNE PD	80	6	42	48	0	0	0	0	0	0	1	0		
CHANGE	79	9	2	11	2	0	0	0	0	2	7	0		
FORT GAY PD	80	1	360	361	0	0	0	0	0	0	0	0		
CHANGE	79	0	122	122	0	0	0	0	0	0	1	1		
CHANGE		1+	238+	239+	0	0	0	0	0	0	1-	1-		
WEBSTER CTY TOTAL	80	18	399	417	29	0	0	34	0	3	28	34		
CHANGE	79	9	212	221	15	0	6	0	0	12	6	12		
CHANGE		9+	187+	196+	14+	0	6-	3+	0	9-	22+	2+		
RURAL	80	14	301	315	29	0	0	34	0	3	27	31		
CHANGE	79	6	193	199	15	0	6	0	0	12	6	32		
SHERIFF	80	8	146	154	16	0	0	2	0	0	13	19		
CHANGE	79	2	121	123	4	0	3	0	0	5	2	29		
STATE POLICE	80	6	155	161	13	0	0	32	0	3	14	12		
CHANGE	79	4	72	76	11	0	3	0	0	7	4	5		
MUNICIPAL	80	4	98	102	0	0	0	0	0	0	1	3		
CHANGE	79	3	19	22	0	0	0	0	0	0	0	0		
WEBSTER SPRINGS PD	80	0	49	49	0	0	0	0	0	0	1	1		
CHANGE	79	3	19	22	0	0	0	0	0	0	0	0		
COWEN PD	80	0	22	22	0	0	0	0	0	0	0	0		
CHANGE	79	0	0	0	0	0	0	0	0	0	0	0		
CAMDEN-ON-GAULEY PD	80	4	27	31	0	0	0	0	0	0	0	2		
CHANGE	79	0	0	0	0	0	0	0	0	0	0	0		
CHANGE		4+	27+	31+	0	0	0	0	0	0	0	2+		
WETZEL CTY TOTAL	80	85	576	661	51	1	18	111	0	2	31	36		
CHANGE	79	53	385	438	28	1	6	14	0	6	22	23		
CHANGE		32+	191+	223+	23+	0	12+	97+	0	4-	9+	13+		
RURAL	80	22	341	363	36	0	12	111	0	0	16	33		
CHANGE	79	17	231	248	28	0	2	14	0	4	5	23		
CHANGE		5+	110+	115+	8+	0	10+	97+	0	4-	11+	10+		

	COML VICE	SEX OFFENSES	NARCOTIC AND DRUG	PART II GAMBLING	ARRESTS BY CHARGE FAMILY OFFENSES	DRIVING UND INFL	LIQUOR LAWS	AND AGENCY TYPE DRUNK-ENNESS	DISORD CONDUCT	VAGRANCY	OTHER OFFENSES	SUSPICION LOITER	CURFEW	RUN-AWAYS
049RU	0 0 0	1 1 0	10 7 3+	0 0 0	1 4 3-	20 11 9+	8 8 8+	121 119 2+	0 0 0	1 1 1+	736 467 269+	0 0 0	0 3 3-	2 24 22-
04950	0 0 0	0 0 0	3 4 1-	0 0 0	0 0 0	7 4 3+	8 0 8+	70 81 11-	0 0 0	0 0 0	723 440 283+	0 0 0	0 3 3-	0 24 24-
0495P	0 0 0	1 1 0	7 3 4+	0 0 0	1 4 3-	13 7 6+	0 0 0	51 38 13+	0 0 0	1 0 1+	13 27 14-	0 0 0	0 0 0	2 0 2+
049ZZ	0 0 0	0 2 2-	6 10 4-	0 0 0	0 0 0	23 31 8-	0 0 0	137 144 7-	12 19 7-	1 0 1+	23 9 14+	0 0 0	0 0 0	0 3 3-
04901	0 0 0	0 2 2-	6 10 4-	0 0 0	0 0 0	23 31 8-	0 0 0	137 144 7-	12 19 7-	1 0 1+	23 9 14+	0 0 0	0 0 0	0 3 3-
050AL	0 0 0	6 4 2+	65 14 51+	5 0 5+	48 16 32+	106 107 1-	88 1 87+	1178 634 544+	51 57 6-	5 4 1+	152 104 48+	0 0 0	0 0 0	9 10 1-
050RU	0 0 0	4 4 0	14 5 9+	5 5 5+	46 16 30+	29 24 5+	38 1 37+	435 316 119+	0 0 0	0 0 0	69 78 9-	0 0 0	0 0 0	2 6 4-
05050	0 0 0	1 4 3-	10 1 9+	0 0 0	46 16 30+	9 8 1+	38 0 38+	235 208 27+	0 0 0	0 0 0	41 47 6-	0 0 0	0 0 0	1 1 0
0505P	0 0 0	3 0 3+	4 4 0	5 0 5+	0 0 0	20 16 4+	0 1 1-	200 108 92+	0 0 0	0 0 0	28 31 3-	0 0 0	0 0 0	1 5 4-
050ZZ	0 0 0	2 0 2+	51 9 42+	0 0 0	2 0 2+	77 83 6-	50 0 50+	743 318 425+	51 57 6-	5 4 1+	83 26 57+	0 0 0	0 0 0	7 4 3+
05001	0 0 0	1 0 1+	0 0 0	0 0 0	0 0 0	22 10 12+	0 0 0	52 43 9+	1 2 1-	0 0 0	0 0 0	0 0 0	0 0 0	0 0 0
05002	0 0 0	1 0 1+	12 8 4+	0 0 0	2 0 2+	55 71 16-	8 0 8+	398 198 200+	21 17 4+	5 4 1+	81 24 57+	0 0 0	0 0 0	4 4 0
05003	0 0 0	0 0 0	0 0 0	0 0 0	0 0 0	0 0 0	2 0 2+	40 0 40+	0 0 0	0 0 0	2 0 2+	0 0 0	0 0 0	3 0 3+
05004	0 0 0	0 0 0	39 1 38+	0 0 0	0 0 0	0 2 2-	40 0 40+	253 77 176+	29 38 9-	0 0 0	0 2 2-	0 0 0	0 0 0	0 0 0
051AL	0 0 0	7 1 6+	22 10 12+	0 0 0	6 4 2+	30 34 4-	2 0 2+	142 80 62+	4 1 3+	0 0 0	71 18 53+	0 0 0	1 0 1+	4 2 2+
051RU	0 0 0	7 1 6+	16 6 10+	0 0 0	6 4 2+	19 28 9-	0 0 0	72 70 2+	1 0 1+	0 0 0	66 17 49+	0 0 0	0 0 0	4 2 2+
05150	0 0 0	5 1 4+	4 4 0	0 0 0	4 4 0	7 13 6-	0 0 0	31 47 16-	1 0 1+	0 0 0	49 11 38+	0 0 0	0 0 0	3 0 3+
0515P	0 0 0	2 0 2+	12 2 10+	0 0 0	2 0 2+	12 15 3-	0 0 0	41 23 18+	0 0 0	0 0 0	17 6 11+	0 0 0	0 0 0	1 2 1-
0512Z	0 0 0	0 0 0	6 4 2+	0 0 0	0 0 0	11 6 5+	2 0 2+	70 10 60+	3 1 2+	0 0 0	5 1 4+	0 0 0	1 0 1+	0 0 0
05101	0 0 0	0 0 0	2 4 2-	0 0 0	0 0 0	8 6 2+	0 0 0	34 10 24+	2 1 1+	0 0 0	1 1 0	0 0 0	0 0 0	0 0 0
05102	0 0 0	0 0 0	0 0 0	0 0 0	0 0 0	0 0 0	0 0 0	22 0 22+	0 0 0	0 0 0	0 0 0	0 0 0	0 0 0	0 0 0
05103	0 0 0	0 0 0	4 0 4+	0 0 0	0 0 0	3 0 3+	2 0 2+	14 0 14+	1 0 1+	0 0 0	4 0 4+	0 0 0	1 0 1+	0 0 0
052AL	0 0 0	2 1 1+	11 11 0	0 0 0	2 5 5-	45 23 22+	6 7 1-	183 122 61+	3 6 3-	0 1 1-	147 137 10+	0 0 0	6 13 7-	6 10 4-
052RU	0 0 0	1 1 0	5 4 1+	0 0 0	0 7 7-	13 10 3+	0 3 3-	32 13 19+	0 1 1-	0 0 0	104 126 22-	0 0 0	0 0 0	0 7 7-

PART II ARRESTS BY CHARGE AND AGENCY TYPE
 JUVENILE ADULTS GRAND TOTAL OTHER ASSAULTS

				PAGE 73								
		JUVENILE	ADULTS	GRAND TOTAL	OTHER ASSAULTS	ARSON	FORGERY	FRAUD	EMBEZZLE	STOLEN PROPERTY	VANDAL	ILLEGAL WEAPONS
SHERIFF	80	2	87	89	18	0	0	0	0	0	1	31
	79	7	71	78	15	0	1	2	0	3	0	18
CHANGE		5-	16+	11+	3+	0	1-	2-	0	3-	1+	13+
STATE POLICE	80	20	254	274	18	0	12	111	0	0	15	2
	79	10	160	170	13	0	1	12	0	1	5	5
CHANGE		10+	94+	104+	5+	0	11+	99+	0	1-	10+	3-
MUNICIPAL	80	63	235	298	15	1	6	0	0	2	15	3
	79	36	154	190	0	1	4	0	0	2	17	0
CHANGE		27+	81+	108+	15+	0	2+	0	0	0	2-	3+
HUNDRED PD	80	0	6	6	0	0	0	0	0	0	1	0
	79	0	4	4	0	0	3	0	0	0	0	0
CHANGE		0	2+	2+	0	0	3-	0	0	0	1+	0
NEW MARTINSVILLE PD	80	56	214	270	7	1	6	0	0	2	14	2
	79	31	140	171	0	1	1	0	0	2	17	0
CHANGE		25+	74+	99+	7+	0	5+	0	0	0	3-	2+
PINE GROVE PD	80	7	15	22	8	0	0	0	0	0	0	1
	79	5	10	15	0	0	0	0	0	0	0	0
CHANGE		2+	5+	7+	8+	0	0	0	0	0	0	1+
LITTLETON PD	80	0	0	0	0	0	0	0	0	0	0	0
	79	0	0	0	0	0	0	0	0	0	0	0
CHANGE		0	0	0	0	0	0	0	0	0	0	0
SMITHFIELD PD	80	0	0	0	0	0	0	0	0	0	0	0
	79	0	0	0	0	0	0	0	0	0	0	0
CHANGE		0	0	0	0	0	0	0	0	0	0	0

WIRT CTY	TOTAL	80	11	218	229	18	0	6	13	0	15	35
	79	27	261	288	20	0	1	10	0	0	4	42
CHANGE		16-	43-	59-	2-	0	5+	3+	0	0	11+	7-

RURAL	80	8	160	168	16	0	6	13	0	0	11	35
	79	10	187	197	17	0	1	10	0	0	3	42
CHANGE		2-	27-	29-	1-	0	5+	3+	0	0	8+	7-
SHERIFF	80	4	43	47	0	0	0	0	0	0	0	34
	79	3	51	54	0	0	0	0	0	0	0	41
CHANGE		1+	8-	7-	0	0	0	0	0	0	0	7-
STATE POLICE	80	4	117	121	16	0	6	13	0	0	11	1
	79	7	136	143	17	0	1	10	0	0	3	1
CHANGE		3-	19-	22-	1-	0	5+	3+	0	0	8+	0
MUNICIPAL	80	3	58	61	2	0	0	0	0	0	4	0
	79	17	74	91	3	0	0	0	0	0	1	0
CHANGE		14-	16-	30-	1-	0	0	0	0	0	3+	0
ELIZABETH PD	80	3	58	61	2	0	0	0	0	0	4	0
	79	17	74	91	3	0	0	0	0	0	1	0
CHANGE		14-	16-	30-	1-	0	0	0	0	0	3+	0

WOOD CTY	TOTAL	80	202	3315	3517	277	11	21	317	0	7	68
	79	151	2558	2709	266	12	27	250	2	8	82	46
CHANGE		51+	757+	808+	11+	1-	6-	67+	2-	1-	14-	48+

RURAL	80	46	1313	1359	172	5	3	267	0	5	41	58
	79	48	1158	1206	185	7	13	221	1	4	45	24
CHANGE		2-	155+	153+	13-	2-	10-	46+	1-	1+	4-	34+
SHERIFF	80	25	1045	1070	158	0	1	262	0	0	40	51
	79	12	910	922	176	1	3	213	0	2	38	18
CHANGE		13+	135+	148+	18-	1-	2-	49+	0	2-	2+	33+
STATE POLICE	80	21	268	289	14	5	2	5	0	5	1	7
	79	36	248	284	9	6	10	8	1	2	7	6
CHANGE		15-	20+	5+	5+	1-	8-	3-	1-	3+	6-	1+
MUNICIPAL	80	156	2002	2158	105	6	18	50	0	2	27	36
	79	103	1400	1503	81	5	14	29	1	4	37	22
CHANGE		53+	602+	655+	24+	1+	4+	21+	1-	2-	10-	14+
PARKERSBURG PD	80	116	1848	1964	103	5	13	43	0	2	26	32
	79	80	1280	1360	81	5	11	26	1	2	31	22
CHANGE		36+	568+	604+	22+	0	2+	17+	1-	0	5-	10+
VIENNA PD	80	23	135	158	2	1	5	7	0	0	1	4
	79	12	102	114	0	0	2	3	0	1	3	0
CHANGE		11+	33+	44+	2+	1+	3+	4+	0	1-	2-	4+
WILLIAMSTOWN PD	80	17	19	36	0	0	0	0	0	0	0	0
	79	11	18	29	0	0	1	0	0	1	3	0
CHANGE		6+	1+	7+	0	0	1-	0	0	1-	3-	0

WYOMING CTY	TOTAL	80	40	1258	1298	15	0	2	0	0	4	22
	79	95	1133	1228	27	1	4	0	0	5	8	32
CHANGE		55-	125+	70+	12-	1-	2-	0	0	1-	5-	10-

RURAL	80	21	821	842	10	0	2	0	0	4	1	15
	79	68	786	854	5	1	2	0	0	2	5	26
CHANGE		47-	35+	12-	5+	1-	0	0	0	2+	4-	11-
SHERIFF	80	6	610	616	0	0	0	0	0	0	0	11
	79	67	617	684	1	1	2	0	0	0	5	23
CHANGE		61-	7-	68-	1-	1-	2-	0	0	0	5-	12-

JAN THRU DEC 80-79

PART II
MARCOTIC GAMBLING
AND DRUG

ARRESTS BY CHARGE
FAMILY DRIVING
OFFENSES UND INFL

PAGE 74
AND AGENCY TYPE
LIQUOR LAWS DRUNK-
ENNESS

DISORD
CONDUCT

VAGRANCY

OTHER
OFFENSES

SUSPICION

CURFEN
LOITER

RUN-
AWAYS

	COML VICE	SEX OFFENSES	MARCOTIC AND DRUG	GAMBLING	ARRESTS BY FAMILY OFFENSES	CHARGE DRIVING UND INFL	AND AGENCY LIQUOR LAWS	TYPE DRUNK- ENNESS	DISORD CONDUCT	VAGRANCY	OTHER OFFENSES	SUSPICION	CURFEN LOITER	RUN- AWAYS
052S0	0 0 0	0 1 1-	0 0 0	0 0 0	0 5 5-	1 2 1-	0 3 3-	10 0 10+	0 0 0	0 0 0	28 22 6+	0 0 0	0 0 0	0 6 6-
052SP	0 0 0	1 0 1+	5 4 1+	0 0 0	0 2 2-	12 8 4+	0 0 0	22 13 9+	0 1 1-	0 0 0	76 104 28-	0 0 0	0 0 0	0 1 1-
052Z2	0 0 0	1 0 1+	6 7 1-	0 0 0	2 0 2+	32 13 19+	6 4 2+	151 109 42+	3 5 2-	0 1 1-	43 11 32+	0 0 0	6 13 7-	6 3 3+
05201	0 0 0	0 0 0	0 0 0	0 0 0	0 0 0	0 0 0	0 0 0	4 1 3+	1 0 1+	0 0 0	0 0 0	0 0 0	0 0 0	0 0 0
05202	0 0 0	1 0 1+	6 7 1-	0 0 0	2 0 2+	32 13 19+	6 2 4+	141 106 35+	0 2 2-	0 1 1-	41 5 36+	0 0 0	6 11 5-	3 3 0
05204	0 0 0	0 0 0	0 0 0	0 0 0	0 0 0	0 0 0	0 2 2-	6 2 4+	2 3 1-	0 0 0	2 6 4-	0 0 0	0 2 2-	3 0 3+
05205	0 0 0	0 0 0	0 0 0	0 0 0	0 0 0	0 0 0	0 0 0	0 0 0	0 0 0	0 0 0	0 0 0	0 0 0	0 0 0	0 0 0
05206	0 0 0	0 0 0	0 0 0	0 0 0	0 0 0	0 0 0	0 0 0	0 0 0	0 0 0	0 0 0	0 0 0	0 0 0	0 0 0	0 0 0

053AL	0 0 0	1 2 1-	4 12 8-	0 0 0	2 2 0	10 20 10-	1 2 1-	104 134 30-	0 2 2-	0 0 0	20 37 17-	0 0 0	0 0 0	0 0 0

053RU	0 0 0	1 2 1-	4 11 7-	0 0 0	2 0 2+	3 11 8-	1 1 0	56 74 18-	0 0 0	0 0 0	20 25 5-	0 0 0	0 0 0	0 0 0
053S0	0 0 0	0 0 0	0 0 0	0 0 0	0 0 0	0 0 0	0 0 0	3 4 1-	0 0 0	0 0 0	10 9 1+	0 0 0	0 0 0	0 0 0
053SP	0 0 0	1 2 1-	4 11 7-	0 0 0	2 0 2+	3 11 8-	1 1 0	53 70 17-	0 0 0	0 0 0	10 16 6-	0 0 0	0 0 0	0 0 0
053Z2	0 0 0	0 0 0	0 1 1-	0 0 0	0 2 2-	7 9 2-	0 1 1-	48 60 12-	0 2 2-	0 0 0	0 12 12-	0 0 0	0 0 0	0 0 0
05301	0 0 0	0 0 0	0 1 1-	0 0 0	0 2 2-	7 9 2-	0 1 1-	48 60 12-	0 2 2-	0 0 0	0 12 12-	0 0 0	0 0 0	0 0 0

054AL	5 0 5+	21 16 5+	27 61 34-	9 16 7-	40 49 9-	115 108 7+	8 8 0	1850 1302 548+	75 32 43+	0 0 0	529 402 127+	0 0 0	9 3 6+	34 19 15+

054RU	1 0 1+	6 4 2+	19 14 5+	0 5 5-	39 48 9-	33 34 1-	2 3 1-	345 327 18+	9 0 9+	0 0 0	331 257 74+	0 0 0	0 0 0	23 14 9+
054S0	1 0 1+	2 3 1-	15 4 11+	0 0 0	39 48 9-	5 4 1+	1 2 1-	175 167 8+	9 0 9+	0 0 0	299 233 66+	0 0 0	0 0 0	12 10 2+
054SP	0 0 0	4 1 3+	4 10 6-	0 5 5-	0 0 0	28 30 2-	1 1 0	170 160 10+	0 0 0	0 0 0	32 24 8+	0 0 0	0 0 0	11 4 7+
054Z2	4 0 4+	15 12 3+	8 47 39-	9 11 2-	1 1 0	82 74 8+	6 5 1+	1505 975 530+	66 32 34+	0 0 0	198 145 53+	0 0 0	9 3 6+	11 5 6+
05401	4 0 4+	11 12 1-	2 40 38-	9 11 2-	0 0 0	42 36 8+	3 5 2-	1410 910 500+	64 28 36+	0 0 0	184 138 46+	0 0 0	0 0 0	11 3 8+
05402	0 0 0	4 0 4+	5 3 2+	0 0 0	1 0 1+	40 40 0	0 0 0	79 54 25+	2 1 1+	0 0 0	7 6 1+	0 0 0	0 0 0	0 1 1-
05403	0 0 0	0 0 0	1 4 3-	0 0 0	0 1 1-	0 0 0	3 0 3+	16 11 5+	0 3 3-	0 0 0	7 1 6+	0 0 0	9 3 6+	0 1 1-

055AL	0 0 0	0 0 0	34 33 1+	17 0 17+	1 0 1+	83 77 1+	0 0 0	714 588 126+	4 16 12-	0 2 2-	398 413 15-	0 0 0	1 0 1+	0 2 2-

055RU	0 0 0	0 0 0	14 21 7-	17 0 17+	1 0 1+	58 58 0	0 0 0	368 348 20+	0 0 0	0 0 0	352 384 32-	0 0 0	0 0 0	0 2 2-
055S0	0 0 0	0 0 0	3 7 4-	0 0 0	0 0 0	56 47 9+	0 0 0	312 296 16+	0 0 0	0 0 0	234 300 66-	0 0 0	0 0 0	0 2 2-

JAN THRU DEC 80-79

	PAGE			77		ARSON	FORGERY	FRAUD	EMBEZZLE	STOLEN PROPERTY	VANDAL	ILLEGAL WEAPONS
	PART II ARRESTS BY CHARGE		AND	AGENCY TYPE								
	JUVENILE	ADULTS	GRAND TOTAL	OTHER ASSAULTS								
STATE POLICE 80	15	211	226	10	0	2	0	0	4	1	4	
79	1	169	170	4	0	0	0	2	0	0	3	
CHANGE	14+	42+	56+	6+	0	2+	0	0	2+	1+	1+	
MUNICIPAL 80	19	437	456	5	0	0	0	0	0	2	7	
79	27	347	374	22	0	2	0	0	3	3	6	
CHANGE	8-	90+	82+	17-	0	2-	0	0	3-	1-	1+	
MULLENS PD 80	15	92	107	1	0	0	0	0	0	0	1	
79	17	162	179	12	0	2	0	0	2	3	2	
CHANGE	2-	70-	72-	11-	0	2-	0	0	2-	3-	1-	
PINEVILLE PD 80	0	120	120	0	0	0	0	0	0	0	0	
79	0	96	96	3	0	0	0	0	1	0	2	
CHANGE	0	24+	24+	3-	0	0	0	0	1-	0	2-	
OCEANA PD 80	4	225	229	4	0	0	0	0	0	2	6	
79	10	89	99	7	0	0	0	0	0	0	2	
CHANGE	6-	136+	130+	3-	0	0	0	0	0	2+	4+	

JAN THRU DEC 80-79

PAGE 78

	COML VICE	SEX OFFENSES	PART II NARCOTIC AND DRUG	GAMBLING	ARRESTS BY FAMILY OFFENSES	CHARGE DRIVING UND INFL	LIQUOR LAWS	AGENCY TYPE DRUNK- ENNESS	DISORD CONDUCT	VAGRANCY	OTHER OFFENSES	SUSPICION	CURFEW LOITER	RUN- AWAYS
0555P	0	0	11	17	1	2	0	56	0	0	118	0	0	0
	0	0	14	0	0	11	0	52	0	0	84	0	0	0
	0	0	3-	17+	1+	9-	0	4+	0	0	34+	0	0	0
055ZZ	0	0	20	0	0	25	0	346	4	0	46	0	1	0
	0	0	12	0	0	39	0	240	16	2	29	0	0	0
	0	0	8+	0	0	14-	0	106+	12-	2-	17+	0	1+	0
05501	0	0	0	0	0	14	0	79	1	0	10	0	1	0
	0	0	6	0	0	27	0	100	8	2	15	0	0	0
	0	0	6-	0	0	13-	0	21-	7-	2-	5-	0	1+	0
05502	0	0	3	0	0	1	0	116	0	0	0	0	0	0
	0	0	2	0	0	0	0	86	2	0	0	0	0	0
	0	0	1+	0	0	1+	0	30+	2-	0	0	0	0	0
05503	0	0	17	0	0	10	0	151	3	0	36	0	0	0
	0	0	4	0	0	12	0	54	6	0	14	0	0	0
	0	0	13+	0	0	2-	0	97+	3-	0	22+	0	0	0

UNIFORM CRIME REPORTING

CONTRIBUTOR PARTICIPATION

This section of the report indicates the participation of West Virginia law enforcement agencies contributing to the Uniform Crime Reporting Program.

An "X" indicates that the specific agency (or group of agencies in the case of multiple State Police Detachments within the county) submitted UCR Reports for the corresponding month of 1980.

WEST VIRGINIA CONTRIBUTOR PARTICIPATION

Jan Thru Dec 1980

Agency	JAN	FEB	MAR	APR	MAY	JUN	JUL	AUG	SEP	OCT	NOV	DEC
Montgomery PD	X	X	X	X	X	X	X	X	X	X	X	X
Mount Hope PD	X	X	X	X	X	X	X	X	X	X	X	X
Oak Hill PD	X	X	X	X	X	X	X	X	X	X	X	X
Meadow Bridge PD	X	X	X	X	X	X	X	X	X	X	X	X
Smithers PD	X	X	X	X	X	X	X	X	X	X	X	X
Pax PD		X	X	X								
W Va Tech Security	X	X	X	X	X	X	X	X	X	X	X	X
Gilmer County												
Sheriff	X	X	X	X	X	X	X	X	X	X	X	X
State Police	X	X	X	X	X	X	X	X	X	X	X	X
Glennville PD	X	X	X	X	X	X	X	X	X	X	X	X
Glennville St Security	X	X	X	X	X	X	X	X	X	X	X	X
Grant County												
Sheriff		X	X	X	X	X	X	X	X	X	X	X
State Police	X	X	X	X	X	X	X	X	X	X	X	X
Petersburg PD	X	X	X	X	X	X	X	X	X	X	X	X
Bayard PD	X	X	X	X	X	X	X	X	X	X	X	X
Greenbrier County												
Sheriff	X	X	X	X	X	X	X	X	X	X	X	X
State Police	X	X	X	X	X	X	X	X	X	X	X	X
Lewisburg PD	X	X	X	X	X	X	X	X	X	X	X	X
Rainelle PD	X	X	X	X	X	X	X	X	X	X	X	X
Ronceverte PD	X	X	X	X	X	X	X	X	X	X	X	X
White Sulphur Springs PD	X	X	X	X	X	X	X	X	X	X	X	X
Quinwood PD	X	X	X	X	X	X	X	X	X	X	X	X
Rupert PD												
Hampshire County												
Sheriff	X	X	X	X	X	X	X	X	X	X	X	X
State Police	X	X	X	X	X	X	X	X	X	X	X	X
Romney PD	X	X	X	X	X	X	X	X	X	X	X	X
Hancock County												
Sheriff	X	X	X	X	X	X	X	X	X	X	X	X
State Police	X	X	X	X	X	X	X	X	X	X	X	X
Chester PD	X	X	X	X	X	X	X	X	X	X	X	X
Weirton PD	X	X	X	X	X	X	X	X	X	X	X	X
New Cumberland PD	X	X	X	X	X	X	X	X	X	X	X	X
Hardy County												
Sheriff	X	X	X	X	X	X	X	X	X	X	X	X
State Police	X	X	X	X	X	X	X	X	X	X	X	X
Moorefield PD	X	X	X	X	X	X	X	X	X	X	X	X
Wardensville PD	X	X	X	X	X	X	X	X	X	X	X	X
Harrison County												
Sheriff		X	X				X	X	X	X	X	X
State Police	X	X	X	X	X	X	X	X	X	X	X	X
Bridgeport PD	X	X	X	X	X	X	X	X	X	X	X	X
Clarksburg PD	X	X	X	X	X	X	X	X	X	X	X	X
Salem PD	X	X	X	X	X	X	X	X	X	X	X	X
Shinnston PD		X	X	X	X	X	X	X	X	X	X	X
Stonewood PD	X	X	X	X	X	X	X	X	X	X	X	X
Anmoore PD	X											

WEST VIRGINIA CONTRIBUTOR PARTICIPATION

Jan Thru Dec 1980

Agency	JAN	FEB	MAR	APR	MAY	JUN	JUL	AUG	SEP	OCT	NOV	DEC
Nutter Fort PD	X	X	X	X	X	X	X	X	X	X	X	X
Lumberport PD	X	X	X	X	X	X	X	X	X	X	X	X
Lost Creek PD	X	X	X	X	X	X	X	X	X	X	X	X
West Milford PD	X	X	X									
Jackson County												
Sheriff	X	X	X	X	X	X	X	X	X	X	X	X
State Police	X	X	X	X	X	X	X	X	X	X	X	X
Ravenswood PD	X	X	X	X	X	X	X	X	X	X	X	X
Ripley PD	X	X	X	X	X	X	X	X	X	X	X	X
Jefferson County												
Sheriff	X	X	X	X	X	X	X	X	X	X	X	X
State Police	X	X	X	X	X	X	X	X	X	X	X	X
Charles Town PD	X	X	X	X	X	X	X	X	X	X	X	X
Shepherdstown PD	X	X	X	X	X	X		X	X	X	X	X
Ranson PD	X	X	X	X	X	X	X	X	X	X	X	X
Harpers Ferry PD	X	X	X	X	X	X	X	X	X	X	X	X
Kanawha County												
Sheriff	X	X	X	X	X	X	X	X	X	X	X	X
State Police	X	X	X	X	X	X	X	X	X	X	X	X
Belle PD	X	X	X	X	X	X	X	X	X	X	X	X
Charleston PD	X	X	X	X	X	X	X	X	X	X	X	X
Dunbar PD	X	X	X	X	X	X		X	X	X	X	X
Nitro PD	X	X	X	X	X	X	X	X	X	X	X	X
St Albans PD	X	X	X	X	X	X	X	X	X	X	X	X
South Charleston PD	X	X	X	X	X	X	X	X	X	X	X	X
Chesapeake PD		X	X	X	X	X	X	X	X	X	X	X
Marmet PD	X	X	X	X		X	X	X	X	X		X
East Bank PD	X	X	X	X	X	X	X	X	X	X	X	X
Glasgow PD	X	X	X		X	X	X	X	X	X	X	X
Clendenin PD							X	X	X	X	X	X
Cedar Grove PD		X	X	X	X	X	X	X	X	X	X	X
Pratt PD	X	X	X	X	X	X	X	X	X	X	X	X
Handley PD	X	X		X	X	X	X	X	X	X	X	X
W Va St College Security	X	X	X	X	X	X	X	X	X	X	X	X
Lewis County												
Sheriff	X	X	X	X	X	X	X	X	X	X	X	X
State Police	X	X	X	X	X	X	X	X	X	X	X	X
Weston PD	X	X	X	X	X	X	X	X	X	X	X	X
Lincoln County												
Sheriff	X	X	X	X	X	X	X	X	X	X	X	X
State Police	X	X	X	X	X	X	X	X	X	X	X	X
Hamlin PD	X	X	X	X	X	X	X	X	X	X	X	X
Logan County												
Sheriff	X	X	X	X	X	X	X	X	X	X	X	X
State Police	X	X	X	X	X	X	X	X	X	X	X	X
Logan PD												
Man PD	X	X	X	X	X	X	X	X	X	X	X	X
Chapmanville PD	X	X	X	X	X	X	X	X	X	X	X	X
McDowell County												
Sheriff	X	X	X	X	X	X	X	X	X	X	X	X

WEST VIRGINIA CONTRIBUTOR PARTICIPATION

Jan Thru Dec 1980

Agency	JAN	FEB	MAR	APR	MAY	JUN	JUL	AUG	SEP	OCT	NOV	DEC
State Police	X	X	X	X	X	X	X	X	X	X	X	X
Keystone PD	X	X	X	X	X	X	X	X	X	X	X	X
War PD	X	X	X	X	X	X	X	X	X	X	X	X
Welch PD	X	X	X	X	X	X	X	X	X	X	X	X
Anawalt PD	X	X	X	X	X	X	X	X	X	X	X	X
Gary PD	X	X	X	X	X	X	X	X	X	X	X	X
North Fork PD	X	X	X	X	X	X	X	X	X	X	X	X
Davy PD	X	X	X	X	X	X	X	X	X	X	X	X
Kimball PD		X		X	X	X	X	X	X	X	X	X
laeger PD	X	X	X	X	X	X	X	X	X	X	X	X
Bradshaw PD												
Marion County												
Sheriff	X	X	X	X			X	X	X	X	X	X
State Police	X	X	X	X	X	X	X	X	X	X	X	X
Fairmont PD	X	X	X	X	X	X	X	X	X	X	X	X
Mannington PD	X	X										
Rivesville PD	X	X	X	X	X	X	X	X	X	X	X	X
Monongah PD												
Fairview PD	X	X	X	X					X	X	X	X
Farmington PD	X	X	X	X	X	X	X	X	X	X	X	X
Grant Town PD	X	X	X	X	X	X	X	X	X	X	X	X
Worthington PD	X	X	X			X	X	X	X	X	X	X
Marshall County												
Sheriff	X	X	X	X	X	X	X	X	X	X	X	X
State Police	X	X	X	X	X	X	X	X	X	X	X	X
Benwood PD	X	X	X	X	X	X	X	X	X	X	X	X
Cameron PD	X	X	X	X	X	X	X	X	X	X	X	X
Glen Dale PD	X	X	X	X	X	X	X	X	X	X	X	X
McMechen PD	X	X	X	X	X	X	X	X	X	X	X	X
Moundsville PD	X	X	X	X	X	X	X	X	X	X	X	X
Mason County												
Sheriff	X	X	X	X	X	X	X	X	X	X	X	X
State Police	X	X	X	X	X	X	X	X	X	X	X	X
Point Pleasant PD	X	X	X	X	X	X	X	X	X	X	X	X
New Haven PD	X	X	X	X	X	X	X	X	X	X	X	X
Mason PD	X	X	X	X	X	X	X	X	X	X	X	X
Henderson PD	X	X	X	X	X	X	X	X	X	X	X	X
Hartford PD	X	X	X	X	X	X	X	X	X	X	X	X
Leon PD	X	X	X	X	X	X	X	X	X	X	X	X
Mercer County												
Sheriff	X	X	X	X	X	X	X	X	X	X	X	X
State Police	X	X	X	X	X	X	X	X	X	X	X	X
Athens PD	X	X	X	X	X	X	X	X	X	X	X	X
Bluefield PD	X	X	X	X	X	X	X	X	X	X	X	X
Princeton PD	X	X	X	X	X	X	X	X	X	X	X	X
Matoaka PD	X		X		X	X	X	X	X	X	X	X
Bramwell PD												
Concord Col Security	X	X	X	X		X	X	X	X	X	X	X
Mineral County												
Sheriff	X	X	X	X	X	X	X	X	X	X	X	X

WEST VIRGINIA CONTRIBUTOR PARTICIPATION

Jan Thru Dec 1980

Agency	JAN	FEB	MAR	APR	MAY	JUN	JUL	AUG	SEP	OCT	NOV	DEC
State Police	X	X	X	X	X	X	X	X	X	X	X	X
Keyser PD	X	X	X	X	X	X	X	X	X	X	X	X
Piedmont PD		X	X	X	X	X	X	X	X	X	X	
Ridgeley PD	X	X	X	X	X	X	X	X	X	X	X	X
Elk Garden PD												
Potomac St Security	X	X	X	X	X	X	X	X	X	X	X	X
Mingo County												
Sheriff	X	X	X	X	X	X	X	X	X	X	X	X
State Police	X	X	X	X	X	X	X	X	X	X	X	X
Gilbert PD	X	X	X	X	X	X	X	X	X	X	X	X
Williamson PD	X	X	X	X	X	X	X	X	X	X	X	X
Kermit PD	X	X	X	X	X	X	X	X	X	X	X	X
Delbarton PD												
Matewan PD	X	X	X	X	X			X	X	X	X	
Monongalia County												
Sheriff	X	X	X	X	X	X	X	X	X	X	X	X
State Police	X	X	X	X	X	X	X	X	X	X	X	X
Morgantown PD	X	X	X	X	X	X	X	X	X	X	X	X
Star City PD			X	X	X	X	X	X	X	X	X	X
Westover PD	X	X	X	X	X	X	X	X	X	X	X	X
Osage PD							X	X	X	X	X	X
WVU Security Police	X	X	X	X	X	X	X	X	X	X	X	X
Monroe County												
Sheriff	X	X	X	X	X	X	X	X	X	X	X	X
State Police	X	X	X	X	X	X	X	X	X	X	X	X
Alderson PD	X	X	X	X	X	X	X	X	X	X	X	
Union PD	X	X	X	X	X	X	X	X	X	X	X	X
Peterstown PD		X		X	X	X	X	X	X	X	X	X
Morgan County												
Sheriff	X	X	X	X	X	X	X	X	X	X	X	X
State Police	X	X	X	X	X	X	X	X	X	X	X	X
Berkeley Springs PD	X	X	X	X	X	X	X	X	X	X	X	X
Paw-Paw PD	X	X	X	X	X	X	X	X	X	X	X	X
Nicholas County												
Sheriff	X	X	X	X	X	X	X	X	X	X	X	X
State Police	X	X	X	X	X	X	X	X	X	X	X	X
Richwood PD	X	X	X	X	X	X	X	X	X	X	X	X
Summersville PD	X	X	X	X	X	X	X	X	X	X	X	X
Ohio County												
Sheriff	X	X	X	X	X	X	X	X	X	X	X	X
State Police	X	X	X	X	X	X	X	X	X	X	X	X
Wheeling PD	X	X	X	X	X	X	X	X	X	X	X	X
Triadelphia PD	X	X	X	X	X	X	X	X	X	X	X	X
Bethlehem PD	X	X	X	X	X	X	X	X	X	X	X	X
West Liberty PD	X	X	X	X	X	X	X	X	X	X	X	X
Valley Grove PD	X	X	X	X		X	X	X	X	X	X	
West Liberty St Col	X	X	X	X		X	X	X	X	X	X	X
Clearview PD									X	X	X	X
Pendleton County												
Sheriff	X	X	X	X	X	X	X	X	X	X	X	X

WEST VIRGINIA CONTRIBUTOR PARTICIPATION

Jan Thru Dec 1980

Agency	JAN	FEB	MAR	APR	MAY	JUN	JUL	AUG	SEP	OCT	NOV	DEC
State Police	X	X	X	X	X	X	X	X	X	X	X	X
Franklin PD	X	X	X	X	X	X	X	X	X	X	X	X
Pleasants County												
Sheriff	X	X	X	X	X	X	X	X	X	X	X	X
State Police	X	X	X	X	X	X	X	X	X	X	X	X
St Marys PD		X	X	X	X	X	X	X	X	X	X	X
Pocahontas County												
Sheriff	X	X	X	X	X	X	X	X	X	X	X	X
State Police	X	X	X	X	X	X	X	X	X	X	X	X
Marlinton PD	X	X	X	X	X	X	X	X	X	X	X	X
Preston County												
Sheriff	X	X	X	X	X	X	X	X	X	X	X	X
State Police	X	X	X	X	X	X	X	X	X	X	X	X
Kingwood PD	X	X	X	X	X	X	X	X	X	X	X	X
Terra Alta PD										X	X	X
Rowlesburg PD	X	X	X	X	X	X	X	X	X	X	X	X
Masontown PD	X	X	X	X	X	X	X	X	X	X		X
Newburg PD												
Tunnelton PD	X	X	X		X	X	X	X	X	X	X	X
Putnam County												
Sheriff	X	X	X	X	X	X	X	X	X	X	X	X
State Police	X	X	X	X	X	X	X	X	X	X	X	X
Hurricane PD	X	X	X	X	X	X	X	X	X	X	X	X
Eleanor PD	X		X	X	X	X	X	X	X	X	X	X
Poca PD	X											
Bancroft PD	X	X	X	X	X	X	X	X	X	X	X	X
Raleigh County												
Sheriff	X	X	X	X	X	X	X	X	X	X	X	X
State Police	X	X	X	X	X	X	X	X	X	X	X	X
Beckley PD	X	X	X	X	X	X	X	X	X	X	X	X
Lester PD	X	X	X	X	X	X	X	X	X	X	X	X
Mabscott PD	X	X	X	X	X	X	X	X	X	X	X	X
Sophia PD	X	X	X	X	X	X	X	X	X	X	X	X
Rhodell PD	X	X	X	X	X	X	X	X	X	X	X	X
Randolph County												
Sheriff	X	X	X	X	X	X	X	X	X	X	X	X
State Police	X	X	X	X	X	X	X	X	X	X	X	X
Elkins PD	X	X	X	X	X	X	X	X	X	X	X	X
Mill Creek PD	X	X	X	X	X	X	X	X	X	X		X
Ritchie County												
Sheriff	X	X	X	X	X	X	X	X	X	X	X	X
State Police	X	X	X	X	X	X	X	X	X	X	X	X
Pennsboro PD							X	X	X	X	X	X
Cairo PD	X	X	X	X	X	X	X					
Roane County												
Sheriff	X	X	X	X	X	X	X	X	X	X	X	X
State Police	X	X	X	X	X	X	X	X	X	X	X	X
Spencer PD	X	X	X	X	X	X	X	X	X	X	X	X
Summers County												
Sheriff	X	X	X	X	X	X	X	X	X	X	X	X

WEST VIRGINIA CONTRIBUTOR PARTICIPATION

Jan Thru Dec 1980

Agency	JAN	FEB	MAR	APR	MAY	JUN	JUL	AUG	SEP	OCT	NOV	DEC
State Police	X	X	X	X	X	X	X	X	X	X	X	X
Hinton PD	X	X	X	X	X	X	X	X	X	X	X	X
Taylor County												
Sheriff	X	X	X	X	X	X	X	X	X	X	X	X
State Police	X	X	X	X	X	X	X	X	X	X	X	X
Grafton PD	X	X	X	X	X	X	X	X	X	X	X	X
Flemington PD	X	X	X	X	X	X	X	X	X	X	X	X
Tucker County												
Sheriff	X	X	X	X	X	X	X	X	X	X	X	X
State Police	X	X	X	X	X	X	X	X	X	X	X	X
Parsons PD				X		X			X	X	X	X
Thomas PD												
Davis PD	X	X	X	X	X	X	X		X	X	X	
Tyler County												
Sheriff	X	X	X	X	X	X	X	X	X	X	X	X
State Police	X	X	X	X	X	X	X	X	X	X	X	X
Paden City PD	X	X	X	X	X	X	X	X	X	X	X	X
Sistersville PD	X	X	X	X	X	X	X	X	X	X	X	X
Middlebourne PD	X	X	X	X	X	X	X	X	X	X	X	X
Friendly PD	X	X	X	X			X	X	X			
Upshur County												
Sheriff	X	X	X	X	X	X	X	X	X	X	X	X
State Police	X	X	X	X	X	X	X	X	X	X	X	X
Buckhannon PD	X	X	X	X	X	X	X	X	X	X	X	X
Wayne County												
Sheriff	X	X	X	X	X	X	X	X	X	X	X	X
State Police	X	X	X	X	X	X	X	X	X	X	X	X
Ceredo PD	X	X	X	X	X	X	X	X	X	X	X	X
Kenova PD	X	X	X	X	X	X	X	X	X	X	X	X
Wayne PD	X	X	X	X	X	X	X	X	X	X	X	X
Fort Gay PD	X	X	X	X	X				X	X	X	X
Webster County												
Sheriff	X			X	X	X	X	X	X	X	X	X
State Police	X	X	X	X	X	X	X	X	X	X	X	X
Webster Springs PD	X			X	X	X	X	X	X	X	X	X
Cowen PD			X				X	X	X	X	X	X
Camden-On-Gauley PD										X	X	X
Wetzel County												
Sheriff	X	X	X	X	X	X	X	X	X	X	X	X
State Police	X	X	X	X	X	X	X	X	X	X	X	X
Hundred PD	X	X	X	X	X	X	X	X	X	X	X	X
New Martinsville PD	X	X	X	X	X	X	X	X	X	X	X	X
Pine Grove PD	X	X	X	X	X	X	X	X	X	X	X	
Littleton PD												
Smithfield PD	X	X	X	X	X	X	X	X	X	X	X	X
Wirt County												
Sheriff	X	X	X	X	X	X	X	X	X	X	X	X
State Police	X	X	X	X	X	X	X	X	X	X	X	X
Elizabeth PD	X						X	X	X	X	X	X
Wood County												
Sheriff	X	X	X	X	X	X	X	X	X	X	X	X

WEST VIRGINIA CONTRIBUTOR PARTICIPATION

Jan Thru Dec 1980

Agency	JAN	FEB	MAR	APR	MAY	JUN	JUL	AUG	SEP	OCT	NOV	DEC
State Police	X	X	X	X	X	X	X	X	X	X	X	X
Parkersburg PD	X	X	X	X	X	X	X	X	X	X	X	X
Vienna PD	X	X	X	X	X	X	X	X	X	X	X	X
Williamstown PD	X	X	X	X	X	X		X	X	X	X	X
Wyoming County												
Sheriff	X	X	X	X	X	X	X	X	X	X	X	X
State Police	X	X	X	X	X	X	X	X	X	X	X	X
Mullens PD	X	X	X	X	X	X	X	X	X	X	X	X
Pineville PD	X	X	X	X	X	X	X	X	X	X	X	X
Oceana PD	X	X	X	X	X	X	X	X	X	X	X	X

Arson

Arson 1980

The offense of arson is defined by the National Uniform Crime Reporting (UCR) Program to include any willful or malicious burning or attempts to burn, with or without intent to defraud, a dwelling house, public building, motor vehicle or aircraft, personal property of another, etc.

Early in 1979, in accordance with the FBI-UCR Program, the West Virginia UCR Program began collecting arson data submitted by the UCR contributing agencies. During 1980, there were 1,032* actual Arson offenses reported with an estimated damage to property of \$14,095,751. 183 of the arsons, or 17.7 percent, were cleared.

Structural Arson

Structural arson includes the following categories:

- A. Single Occupancy Residential:
Houses, Townhouses, Duplexes, etc.
- B. Other Residential:
Apartments, Tenements, Flats, Hotels, Motels, Inns, Dormitories, Boarding Houses, etc.
- C. Storage: Barns, Garages, Warehouses, etc.
- D. Industrial/Manufacturing
- E. Other Commerical: Stores, Restaurants, Offices, etc.
- F. Community/Public:
Churches, Jails, Schools, Colleges, Hospitals, etc.
- G. All Other Structure:
Out Buildings, Monuments, Buildings Under Construction, etc.

There were 704 Structural Arsons for an estimated property damage of \$13,138,217. 153 of the structural arsons, or 21.7 percent, were cleared. Within the structural category, Single Occupancy Residential had the greatest number of arsons - 417, or 59.2 percent. Single Occupancy Residential also had the greatest amount of property damage, \$5,848,210.

Mobile Arson

Mobile Arson includes the categories:

- H. Motor Vehicles:
Automobiles, Trucks, Buses, Motorcycles, etc.: UCR Definition.
- I. Other Mobile Property:
Trailers, Recreational Vehicles, Ariplanes, Boats, etc.

There were 267 Mobile Arsons for an estimated property damage of \$925,438. 23 of the mobile arsons, or 8.6 percent, were cleared. Motor Vehicles had the greatest number of arsons - 244, or 91.4 percent, for an estimated property damage of \$747,528.

Other Arson

Other Arson includes the category:

- J. Total Other:
Crops, Timber, Fences, Signs, etc.

In 1980, there were 61 other arsons for an estimated property damage of \$32,096.

*Includes a total of 396 arsons submitted by the State Fire Marshal's Office during 1980.

MONTHLY RETURN OF ARSON OFFENSES KNOWN TO LAW ENFORCEMENT

This report is authorized by law Title 28, Section 534, United States Code, and the enactment of the fiscal year 1979, Department of Justice Authorization Bill S. 3151. While you are not required to respond, your cooperation in using this form to report all incidents of arson which become known to your department during the month will assist the FBI in compiling comprehensive, accurate data on a timely basis. Instructions appear on reverse side.

4-740 (4-6-79)
Form Approved
OMB No. 43-R-0003

Jan-Dec 1980
(Includes 396 SFM Arsons)

1 PROPERTY CLASSIFICATION	2 Offenses Reported or Known to Police (Include Unfounded and Attempts)	3 Unfounded, I. e. False or Baseless Complaints	4 Number of Actual Offenses (Column 2 Minus Column 3 Include Attempts)	5 Total Offenses Cleared by Arrest or Exceptional Means (Include Column 6)	6 Number of Clearances Involving Only Persons Under 18 Years of Age	7 Offenses Where Structures Uninhabited, Abandoned, or not Normally in Use	8 Estimated Value of Property Damage
A. Single Occupancy Residential: Houses, Townhouses, Duplexes, etc.	425	8	417	91	10	55	\$ 5,848,210.
B. Other Residential: Apartments, Townhomes, Flats, Hotels, Motels, Inns, Dormitories, Boarding Houses, etc.	46	5	41	14	2	4	\$ 414,635.
C. Storage: Barns, Garages, Warehouses, etc.	60	2	58	11	3	8	\$ 585,601.
D. Industrial/Manufacturing	14		14	5	2	2	\$ 834,700.
E. Other Commercial: Stores, Restaurants, Offices, etc.	86	2	84	13	1	6	\$ 2,874,013.
F. Community/Public: Churches, Jails, Schools, Colleges, Hospitals, etc.	69	1	68	16	4	2	\$ 2,341,246
G. All Other Structure: Out Buildings, Monuments, Buildings Under Construction, etc.	23	1	22	3		5	\$ 239,812.
TOTAL STRUCTURE	723	19	704	153	22	82	\$ 13,136,217.
H. Motor Vehicles: Automobiles, Trucks, Buses, Motorcycles, etc.: UCR Definition	247	3	244	18	4		\$ 747,528.
I. Other Mobile Property: Trailers, Recreational Vehicles, Airplanes, Boats, etc.	25	2	23	5			\$ 177,910.
TOTAL MOBILE	272	5	267	23	4		\$ 925,438.
J. TOTAL OTHER: Cross, Timber, Fences, Signs, etc.	62	1	61	7	4		\$ 32,086.
GRAND TOTAL	1057	25	1032	183	30	82	\$ 14,095,751

Agency Identifier _____ Month _____

Agency _____ State _____

Prepared by _____

Chief, Commissioner, Sheriff, or Superintendent

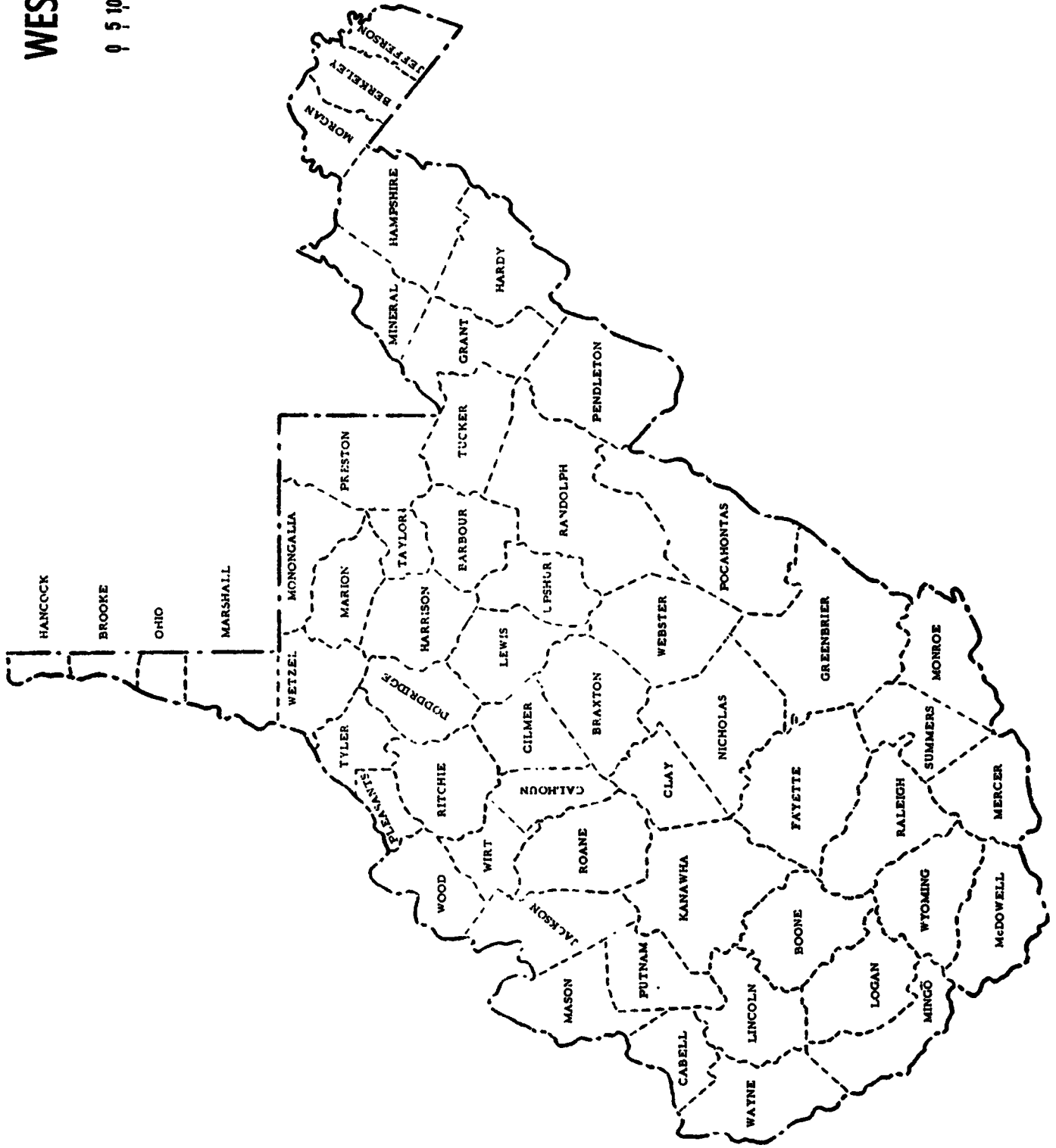
DO NOT WRITE HERE

Recorded	_____
Edited	_____
Entered	_____
Adjusted	_____
Corres.	_____

WEST VIRGINIA

SCALE

0 5 10 20 30 40 MILES



GLOSSARY OF TERMS

ADULT—For West Virginia Uniform Crime Reporting purposes, a person age 18 or above.

ARREST RATE—The number of arrests reported for Part I and Part II Offenses for each unit of population, generally per 100,000. Arrest rates are computed in the same manner as crime rates.

CRIME INDEX—The sum total of eight major offenses used to measure the extent, fluctuation and distribution of crime in a given geographical area. Crime classifications used in the Index are: Murder, Forcible Rape, Robbery, Felonious Assault, Breaking and Entering, Larceny- Theft, Motor Vehicle Theft and Arson. Each of these offenses is referred to as an Index Offense.

CRIME RATE—The number of Index Offenses reported for each unit of population, generally per 100,000. Crime Rates are computed for communities with varying populations by dividing the Index Crimes by the population and multiplying the answer by 100,000. (Example: 500 Index Offenses ÷ 10,000 population x 100,000 = 5,000 Crime Rate).

EXCEPTIONAL CLEARANCE—A crime solution or clearance recorded when some element beyond law enforcement control precludes the placing of formal charges against an offender.

JUVENILE—For West Virginia Uniform Crime Reporting purposes, a person under the age of 18.

PART I OFFENSES—The first of two main categories of crime classes composing a Universal Crime Classification System established for Crime Reporting purposes. Part I Offenses are by their very nature more serious and/or occur most frequently. The monthly tabulation of Part I Offenses provide a count of "Offenses Known".

PART II OFFENSES—The second of two main categories of crime classes composing a Universal Crime Classification System established for Crime Reporting purposes. Part II Offenses are generally less serious in nature and/or occur less frequently. Monthly tabulations of Part II offenses are limited to arrest information only.

PROPERTY CRIME—Consists of the Index Offenses of Breaking and Entering, Larceny-Theft, Motor Vehicle Theft and Arson.

VIOLENT CRIME—Consists of the Index Offenses of Murder, Forcible Rape, Robbery, and Felonious Assault.

**Uniform Crime Reporting
725 Jefferson Road
South Charleston, WV 25309**



**Bulk Rate
U. S. Postage Paid
Charleston, WV
Permit No. 271**