

# CRIME

## IN WEST VIRGINIA

1973

UNIFORM CRIME REPORTS



ARCHA MOORE, JR.  
GOVERNOR

R. L. BONAR  
SUPERINTENDENT



**UNIFORM CRIME  
REPORTS**

**STATE OF WEST VIRGINIA**

Annual Report

January - December, 1973

Compiled By  
West Virginia Department of Public Safety  
Uniform Crime Reporting Section  
South Charleston, West Virginia





**DEPARTMENT OF PUBLIC SAFETY**  
*(West Virginia State Police)*

CHARLESTON 25305

April, 1974

**R. L. BONAR**  
SUPERINTENDENT

**ARCH A. MOORE, JR.**  
GOVERNOR

The Honorable Arch A. Moore, Jr.  
Governor - State of West Virginia  
Capitol Building  
Charleston, West Virginia

Dear Governor Moore:

In accordance with Chapter 15, Article 2, Section 29i of the Code of West Virginia, the Department of Public Safety respectfully submits the second annual report on crime in West Virginia. Information contained herein is based on statistics submitted to this Department on a daily, monthly and annual basis by law enforcement agencies within West Virginia.

After two years of operating our Uniform Crime Reporting Program, we are now able to comprehensively compare crime statistics for the years of 1972 and 1973.

It must be noted that the purpose of Uniform Crime Reports is not to see who makes the most arrests or investigates the most crimes. They are an instrument to determine factors indicative of the crime problem in a given geographical area. In order to reduce crime, we must first know its extent, type and location.

This report is dedicated to the many law enforcement officers and public officials who have participated in the West Virginia Uniform Crime Reporting Program. Their diligence and interest has made this report possible.

Respectfully submitted,

A handwritten signature in cursive script, appearing to read "R. L. Bonar".

R. L. BONAR, COLONEL  
Superintendent

RLB:tjg



# **ACKNOWLEDGEMENT**

This report was published through financial assistance provided by the Law Enforcement Assistance Administration, United States Department of Justice.

# TABLE OF CONTENTS

Letter of Transmittal .....	i
Acknowledgement .....	iii
Introduction .....	1
Classification of Offenses .....	4
Part I Offenses .....	5
Part II Offenses .....	7
Profile of West Virginia .....	11
Crime Factors .....	14
Crime Index .....	15
Calculation of Rates and Percentages .....	15
West Virginia Offense Data .....	19
Crime Index Offenses .....	20
Murder .....	29
Forcible Rape .....	35
Robbery .....	39
Felonious Assault .....	43
Breaking and Entering .....	47
Larceny—Theft .....	51
Auto Theft .....	55
West Virginia Arrest Data .....	59
Violent Crime .....	60
Property Crime .....	61
Narcotic Drug Law Arrests .....	61
Gambling Arrests .....	61
Total West Virginia Arrests .....	69
Total Arrests by Age .....	70-71
Total Arrests by Sex .....	72
Total Arrests by Race .....	73
Law Enforcement Employee Data .....	75
Law Enforcement Employee Rates .....	76
Law Enforcement Officers Killed and Assaulted .....	77
County, Municipal and State Offense Data (Crime Index) .....	87
Values of Property Stolen and Recovered .....	105
County, Municipal and State Arrest Data (Part I Offenses) .....	125
County, Municipal and State Arrest Data (Part II Offenses) .....	147



# LIST OF TABLES AND CHARTS

Total Crime Index by Month .....	23
Violent Crime by Month .....	24
Non-violent Crime by Month .....	25
Value of Property Stolen by Type of Offense .....	26
Value of Property Stolen and Percent Recovered .....	27
West Virginia Crime Index .....	28
Murder by Month .....	31
Murder Victims by Age, Sex, and Race .....	32
Murders by Type of Weapon .....	33
Murders by Day of Week .....	33
Percent Distribution of Murder Victims by Circumstance .....	34
Forcible Rape by Month .....	37
Forcible Rape—Percent Distribution .....	38
Robbery by Month .....	41
Robbery—Percent Distribution and Value Stolen .....	42
Felonious Assault by Month .....	45
Felonious Assault—Weapon Used .....	46
Breaking and Entering by Month .....	49
Breaking and Entering—Value Stolen and Percent Distribution .....	50
Larceny—Theft by Month .....	53
Larceny—Theft - Value Stolen .....	54
Auto Theft by Month .....	57
Auto Theft—Stolen and Recovered .....	58
Percent Analysis of Index Offenses Cleared by Arrest .....	62
Comparison of Adult and Juvenile Arrests .....	63
Analysis of Narcotic Drug Law Arrests .....	64
Narcotic Drug Law Arrests by Age .....	65
Narcotic Drug Law Arrests by Sex and Race .....	66
Analysis of Gambling Arrests .....	67
Total West Virginia Arrests .....	69
Total Arrests by Age .....	70-71
Total Arrests by Sex .....	72
Total Arrests by Race .....	73
Analysis of Assaults on Law Enforcement Officers .....	78-81
Percent Distribution by Type of Activity .....	78
Analysis by Type of Weapon Used .....	79
Percent with Injury—By Type of Weapon .....	80
Assaults by Time .....	80
Percent of Assaults Cleared—By Circumstance .....	81
Crime Index Report .....	87
Values of Property Stolen and Recovered .....	105
Part I Arrests .....	125
Part II Arrests .....	147
Map of West Virginia .....	183



# INTRODUCTION

The West Virginia Uniform Crime Reporting Program is the first of many steps to be taken in the establishment of an effective State-wide Criminal Justice Information System. This particular phase of the CJIS is oriented toward law enforcement and has brought about a state-wide uniform method of collecting crime statistical data, producing a consolidated annual report concerning crime in West Virginia, and reporting state-wide crime statistics from a single agency to the Federal Bureau of Investigation.

## **National Uniform Crime Reporting Program**

The counterpart of the state-wide UCR Program is the National UCR Program which is under the direction of the Federal Bureau of Investigation. This national program is the result of a need for nation-wide and uniform compilation of law enforcement statistics. Uniform Crime Reports were first collected in 1930 after being developed by a committee of the International Association of Chiefs of Police.

Today the IACP continues to serve in an advisory capacity to the FBI in its operation of the program.

Crime statistics voluntarily submitted by individual law enforcement agencies from all fifty states are presented annually in the FBI's Uniform Crime Reports Publication entitled "Crime in the United States."

In the last several years the FBI has been actively assisting individual states in the development of state-wide programs of law enforcement statistics compatible with the National UCR Program. In taking advantage of the invaluable assistance provided, West Virginia has developed its own state-wide program for collection of law enforcement statistics.

## **West Virginia Uniform Crime Reporting Program**

The West Virginia Uniform Crime Reporting Program involves the uniform compilation, classification, and analysis of crime statistics reported by all law enforcement agencies of the state pursuant to guides and regulations prescribed by law.

The West Virginia Legislature in the Criminal Identification Bureau Act of 1971 established the Uniform Crime Reporting Statute.

The responsibility and authority for collection and dissemination of UCR data was given to the West Virginia Department of Public Safety (State Police). This program became operational January 1, 1972.

### **Criminal Identification Bureau Act of 1971 Chapter 15, Article 2, Section 29, Sub-section i**

(i) All state, county and municipal law enforcement agencies shall submit to the bureau uniform crime reports setting forth their activities in connection with law enforcement. It shall be the duty of the bureau to adopt and promulgate rules and regulations prescribing the forms, general content, time and manner of submission of such Uniform Crime Reports. Willful or repeated failure by any state, county or municipal law enforcement official to submit the Uniform Crime Reports as required in this article shall constitute neglect of duty in public office. The Bureau shall correlate the reports submitted to it and shall compile and submit to the governor and the legislature semi-annual reports based on such reports. A copy of such reports shall be furnished to all prosecuting attorneys and law enforcement agencies.

## **Purpose and Objectives**

In keeping with the recommendation of the President's Commission on Law Enforcement and the Administration of Justice, the West Virginia UCR Program was planned for eventual growth into a complete and integrated offender based Criminal Justice Information System. Under this program, each offender arrested in West Virginia will be tracked through the entire criminal justice system from time of arrest through the courts to the correctional system where his exit (parole, expiration of sentence, etc.) will be recorded. In this manner, a complete "rap sheet" on individual offenders will be available for use by the police, courts and correctional agencies in West Virginia. In addition, statistical data derived from the CJIS Program will provide assistance in determining the overall efficiency of the criminal justice system in West Virginia and will make effective management studies possible.

The fundamental objectives of the West Virginia UCR Program are:

- (1) Inform the governor, legislature, other governmental officials, and the public as to the nature of the crime problem in West Virginia—its magnitude and its trends.
- (2) Provide law enforcement administrators with criminal statistics for administrative and operational use.
- (3) Determine who commits crimes by age, sex, race and other attributes in order to find the proper focus for crime prevention and enforcement.
- (4) Provide base data and statistics to measure the workload and effectiveness of West Virginia's criminal justice system.
- (5) Provide base data and statistics to measure the effects of prevention and deterrence programs.
- (6) Provide base data and statistics for research to improve the efficiency, effectiveness and performance of criminal justice agencies.
- (7) Provide base data to assist in the assessment of social and other causes of crime for the development of theories of criminal behavior.

## **Development**

Effective July 1, 1972, a federal grant was awarded to the Department of Public Safety by the Law Enforcement Assistance Administration on a 60/40 federal-state matching basis. The money provided was used to initiate a state-wide Uniform Crime Reporting Program.

For approximately two months thereafter the UCR Staff made studies of the federal program, as well as several state UCR Programs which were operational at that time. Pamphlets explaining the UCR Program and questionnaires concerning each law enforcement agency's participation was distributed. After determining the number of law enforcement agencies which would participate, forms, tally books, and the UCR Guide Manual were developed, published and distributed to all contributing agencies.

During the development phase, numerous workshops were held in various parts of the state to present the UCR Program in detail to participating agencies.

Since that time, supplemental workshops have been held as needed. Also, the Department of Public Safety has incorporated into the curriculum of the State Police Training Academy a basic course as to the why and how of Uniform Crime Reporting. These courses are presented to municipal and county law enforcement officers as well as State Police Cadets.

A pilot program was maintained for two months prior to the implementation of the permanent collection and recording of data. This pilot program served mainly as a method by which to arrange data flow and solve other inhouse operational difficulties.

### **Reporting Procedure**

Under the West Virginia UCR Statute, participating West Virginia law enforcement agencies are required to submit specified Uniform Crime Reports. The necessary information for each of the required reports is gathered from each agency's record of complaints, investigations and arrests.

Crime data and information is submitted by state, county and municipal law enforcement agencies on a daily, monthly and annual basis. The daily report consists of the fingerprints of all persons arrested, detained or charged with any crime or offense in West Virginia in which the penalty provided therefore is confinement in any penal or correctional institution or of any person who they have reason to believe is a fugitive from justice or an habitual criminal.

On a monthly basis, municipal police, state police and county sheriff's departments report the number of offenses known to them in the following crime categories:

- (1) Criminal Homicide
- (2) Forcible Rape
- (3) Robbery
- (4) Assault
- (5) Breaking and Entering
- (6) Larceny
- (7) Auto Theft

The count of offenses is taken from the record of complaints received by law enforcement agencies from victims, witnesses, other sources or discovered by them during their own operation. Complaints determined by subsequent investigation to be unfounded are eliminated from the count. The resulting number of "actual offenses known to law enforcement agencies" in these crime categories is reported without regard to whether anyone is arrested, stolen property is recovered, local prosecutive policy, or any other consideration. Reported offenses are recorded by the municipality and county in which they occur, rather than to the agency which may investigate, arrest, or otherwise in some manner dispose of the case. Municipal law enforcement agencies report those crimes which are committed within the cities, county sheriff's departments report those crimes which occur in the counties outside the city, and state police report all crimes known to them which occur in the county outside the city. Law enforcement agencies also report on a monthly basis, supplemental offense information such as the value of property stolen and recovered as well as circumstances surrounding homicides and other pertinent data. Additional monthly reports of persons arrested are submitted. These reports provide information concerning the age, sex and race of persons arrested by each individual law enforcement agency. Also, a police disposition of all juveniles arrested is collected.

Annual report forms contain data such as the number of persons formally charged and dispositions. Police employee data is also collected annually.

## **Verification Process**

An obvious concern in the collection of crime statistics for law enforcement agencies throughout the state is the uniformity and accuracy of data received. Program aides such as guides and instructions do not necessarily guarantee the accuracy and correctness of the reports submitted by the contributors. Additional controls therefore are necessary.

Each report received by the UCR Section is recorded, examined and verified for mathematical accuracy and possibly more important for reasonableness. The verification process includes numerous checks to ensure the validity of information. The elimination of duplication of reporting by individual contributors receives particular attention. Minor typographical errors are corrected by direct telephone contact with the contributor while all other errors are resolved by written correspondence, or by personal contact of a field representative or member of the UCR Staff.

## **Population Data**

The computation of crime rates as they appear in this report by municipality, county and state are based on 1973 population estimates provided by the Federal Bureau of Investigation through the cooperation and assistance of the United States Bureau of Census.

Monthly and annual Uniform Crime Reports currently received from 263 municipal, county and state law enforcement agencies in West Virginia represent 100 percent of the estimated West Virginia population.

The West Virginia State Police maintains at least one detachment in 54 of the 55 counties throughout the state. In some counties, there are as many as three detachments. Each detachment is mainly responsible for law enforcement in the rural areas of the respective county. Therefore, there are two law enforcement agencies (state police and sheriff's department) in each county which serves the same area and essentially the same population.

Because of this fact, to attempt to compute a crime rate for each of the two agencies would have been highly unreasonable.

This problem was resolved by combining activity reported by both agencies into one category hereafter referred to in this report as "rural county." However, the number of offenses and percent of offenses cleared is listed separately for each agency.

# **CLASSIFICATION OF OFFENSES**

Uniformity in reporting under the West Virginia System is based upon the proper classification of offenses by police.

The adoption of the Federal System of Uniform Crime Reporting included the utilization of the offense classifications of that system. Law enforcement in this state has made accurate application of those classifications in the reports submitted to the West Virginia Uniform Crime Reporting System.

In view of the need for compatibility with the federal system "offenses" under the program are not distinguished by designation of "high misdemeanors," "misdemeanors," or violations of municipal ordinances. The explanations of offense classifications may vary slightly with those employed at the federal level because the language used is that familiar to law enforcement in this state. However, the major categories of offense classification remain the same as those employed on the national level.

## **Part I Offenses**

Offense data consists of information that has been extracted from reports of Part I crimes that have come to the attention of West Virginia law enforcement agencies. In general, Part I crimes are those serious crimes that are usually reported to law enforcement agencies. They consist of the following offenses

### **Offense Classifications**

#### **(1) Homicide**

- 1a. **Murder and Non-Negligent Manslaughter**—The unlawful killing of a human being with malice aforethought.

General rule—Any death due to a fight, argument, quarrel, assaults or commission of a crime

- 1b. **Manslaughter by Negligence**—The unlawful killing of a human being, by another, without malice aforethought.

General rule—The killing may result from the commission of an unlawful act or from a lawful act performed with gross negligence. Traffic deaths may be classified as such when due to gross negligence of someone rather than the victim.

#### **(2) Forcible Rape**

- 2a. **Rape by Force**—The carnal knowledge of a female forcibly against her will.

General rule—Forcible rape of a female but excluding carnal abuse (Statutory Rape) or other sex offenses.

- 2b. **Assault to Rape—Attempts**—All assaults and attempts to rape.

#### **(3) Robbery**—The felonious and forcible taking of the property of another, against his will, by violence or by putting him in fear. Includes all attempts.

- 3a. **Armed Robbery—Any weapon**—Any object so employed as to constitute force or the threat of force is to be considered a weapon. This includes firearms, knives, clubs, brass knuckles, black-jacks, broken bottles, acid, explosives, etc. Also, cases involving possible pretended weapons or when the weapon is not seen by the victim, but the robber claims to have it with him, constitutes armed robbery due to instilling fear.

- 3b. **Strong Armed—No weapon**—Includes muggings and similar offenses where no weapon is used, but strong arm tactics are employed to deprive the victim of his property. This is limited to hands, fists, feet, etc. As in armed robbery, all attempts are included.

#### **(4) Assaults**—An assault is an attempt or offer, with unlawful force or violence, to do physical injury to another.

General rule—All assaults will be classified in the following categories, excluding assaults with intent to rob or rape.

- 4a. Gun—All assaults and attempted assaults involving the use of any type of firearms. (Revolvers, automatic pistols, shotguns, zip guns, rifles, pellet guns, etc.)
  - 4b. Knife or cutting instrument—All assaults and attempted assaults, involving the use of cutting or stabbing objects. (Knife, razor, hatchet, axe, cleaver, scissors, glass, broken bottle, dagger, ice pick, etc.)
  - 4c. Other dangerous weapon—All assaults or attempted assaults when any other object or thing is used as a weapon. (Clubs, bricks, pick handles, bottles, explosives, acid, lye, poison, scalding water and cases of attempted drowning, burning, etc.)
  - 4d. Hands, fists, feet, etc.—Felonious—Assaults which are of a felonious nature when hands, fists, feet, etc., are used. To be classified as felonious assault, the attack must result in serious personal injury.
  - 4e. Other assaults—Not felonious—All offenses of simple assault and assault and battery.
- (5) Breaking and Entering—Unlawful entry or attempted forcible entry of any structure to commit a felony or larceny.

General rule—Any unlawful entry or attempted forcible entry of any dwelling house, attached structure, public building, shop, office, factory, storehouse, apartment, house trailer, warehouse, mill, barn, other building, houseboat, or railroad car.

Note: For Uniform Crime Reporting purposes, breaking and entering and larceny are classified only as breaking and entering, the larceny is excluded. Breaking and entering of a motor vehicle is classified as larceny.

- 5a. Forcible entry—All offenses where force of any kind is used to enter unlawfully a locked structure, with intent to steal or commit a felony. This includes entry by use of a master key, celluloid or other device that leaves no outward mark but is used to open a lock. Concealment inside a building, followed by the breaking out of the structure is also included.
  - 5b. Unlawful entry—No force—Any unlawful entry without any evidence of forcible entry.
  - 5c. Attempted forcible entry—When determined that forcible entry has been attempted.
- (6) Larceny Theft (except auto theft)—The unlawful taking of the property of another with intent to deprive him of ownership.

General rule—All larcenies and thefts resulting from pocket-picking, purse snatching, shop lifting, larceny from auto, larcenies of auto parts and accessories, theft of bicycles, larcenies from buildings, and from coin operated machines. Any theft that is not a robbery or the result of breaking and entering is included. Embezzlement, larceny by bailee, frauds or bad check cases are excluded.

- (7) Auto Theft—The larceny or attempted larceny of a motor vehicle.

General rule—Thefts and attempted thefts of a motor vehicle. This includes all vehicles which can be registered as a motor vehicle in this state. Excludes where there is a lawful access to the vehicle, such as a family situation or unauthorized use by others with lawful access to the vehicle. (Chauffeur, employees, etc.)



## **Part II Offenses**

Part II offenses are made up of all other crimes not classified as Part I crimes. Information on Part II offenses is only reported when an arrest has been made. Part II crimes for UCR purposes are as follows:

- (8) **Other Assaults**—This class is comprised of all assaults and attempted assaults which are simple or minor in nature. These “Other Assaults” are also scored on Return A under item 4e as an offense known to Police. However, for the purpose of this return, arrests for this offense are scored in this class.
- (9) **Arson**—Include all arrests for violations of State Laws and Municipal Ordinances relating to arson and attempted arson.

Include: Any willful or malicious burning to defraud a dwelling, house, church, college, jail, meeting house, public building or any building, ship or other vessel, motor vehicle or aircraft; contents of buildings, personal property of another, goods or chattels, crops, trees, fences, gates, grain, vegetable products, lumber, woods, cranberry bogs, marshes, meadows, etc.

In the event of a death from arson, the offense would be classified as murder and if personal injury results, the offense would be classified as assault (4c).

- (10) **Forgery and Counterfeiting**—In this class place all offenses dealing with the making, altering, uttering or possessing, with intent to defraud, anything false in the semblance of that which is true.

Include:

Altering or forging public or other records. Making, altering, forging, or counterfeiting bills, notes, drafts, tickets, checks, credit cards, etc.

Counterfeiting coins, plates, bank notes, checks, etc.

Possessing or uttering forged or counterfeiting instruments.

Signing the name of another or fictitious person with intent to defraud.

All attempts to commit any of the above.

- (11) **Fraud**—Fraudulent conversion and obtaining money or property by false pretense. Includes bad checks, confidence games, etc., except forgeries and counterfeiting.
- (12) **Embezzlement**—Misappropriation or misapplication of money or property entrusted to one's care, custody or control.
- (13) **Stolen Property; Buying, Receiving, Possessing**—Include in this class all offenses of buying, receiving, and possession of stolen property, as well as all attempts to commit any of these offenses.
- (14) **Vandalism**—Include in this class all willful or malicious destruction, injury, disfigurement or defacement of any public or private property, real or personal, without consent of the owner or person having custody or control, by cutting, tearing, breaking, marking, painting, drawing, covering with filth, or any other such means as may be specified by law or ordinance. This offense covers a wide range of malicious behavior directed at property.

**(15) Weapons: Carrying, Possessing, etc.**

This class deals with violations of weapons laws such as:

Manufacture, sale or possession of deadly weapons.

Carrying deadly weapons.

Furnishing deadly weapons to minors.

Aliens possessing deadly weapons. All attempts to commit the above.

**(16) Prostitution and Commercialized Vice—Include in this class the sex offenses of a commercialized nature, such as:**

Prostitution

Keeping bawdy house, disorderly house, or house of ill repute.

Pandering, procuring, transporting or detaining women for immoral purposes, etc.

All attempts to commit any of the above.

**(17) Sex Offenses—Except forcible rape, prostitution and commercialized vice. Include offenses against chastity, common decency, morals, and the like.**

Adultery and fornication

Buggery

Incest

Indecent Exposure

Sodomy

Statutory Rape—(No Force)

All attempts to commit any of the above.

**(18) Narcotic Drug Laws—Narcotic drug law arrests are requested on the basis of the narcotics used. Include all arrests for violations of State and Local Ordinances, specifically those relating to the unlawful possession, sale, use, growing, manufacturing and making of narcotic drugs. Make the following subdivisions of narcotic drug law arrests.**

Opium or cocaine and their derivatives

Morphine, heroin, codeine

Marijuana

Synthetic narcotics, manufactured narcotics which can cause true drug addiction.

Demerol, methadone

Dangerous non-narcotic drugs

Barbiturates, benzedrine

- (19) **Gambling**—All charges which related to promoting, permitting or engaging in gambling. To provide a more refined collection of gambling arrests, the following breakdown should be furnished:

Bookmaking (Horse and sport books)

Numbers and lottery.

All other.

- (20) **Offenses Against the Family and Children**—Included here are all charges of non-support and neglect or abuse of family and children.

Desertion, abandonment, or non-support.

Neglect or abuse of child.

Non-payment of alimony.

- (21) **Driving Under the Influence**—This class is limited to the driving or operating of any vehicle while drunk or under the influence of liquor or narcotic drugs.

- (22) **Liquor Laws**—With the exception of "Drunkenness" (Class 23) and "Driving Under the Influence" (Class 21), liquor law violations, State or Local, are placed in this class. Do not include Federal violations. Include: manufacturing, sale, transporting, furnishing, possessing, etc.

Maintaining unlawful drinking places.

Bootlegging.

Operating still.

Furnishing liquor to a minor.

Using vehicle for illegal transportation of liquor.

- (23) **Drunkenness**—Included in this class are all offenses of drunkenness or intoxication, with the exception of "Driving Under the Influence" (Class 21).

Drunk and disorderly

Public intoxication.

- (24) **Disorderly Conduct**—In this class, all Disorderly Persons arrested except those counted in classes 1 through 23 and class 25 are included.

- (25) **Vagrancy**—Place in this class arrests for disorderly persons when the person is arrested for failure to give good account of himself.

- (26) All other Offenses—Include in this class, every other State or Local offense not included in classes 1 through 25.**

**Abduction and compelling to marry.**

**Abortion (Death resulting from abortion is homicide).**

**Bastardy and concealing death of a bastard.**

**Bigamy and polygamy.**

**Blackmail and extortion.**

**Bribery.**

**Contempt of Court.**

**Discrimination, unfair competition.**

**Kidnapping.**

**Offenses contributing to juvenile delinquency except as provided for in classes 1 through 29, such as employment of children in immoral vocations or practices, admitting minors to improper places, etc.**

**Perjury and subornation of perjury.**

**Possession, repair, manufacture, etc., of burglar's tools.**

**Possession or sale of obscene literature.**

**Unlawful use, possession, etc., of explosives, etc.**

- (27) Suspicion—Not Reported in West Virginia.**

- (28) Curfew and Loitering Laws (Juveniles)—Count all arrests made for violations of local curfew or loitering ordinances.**

- (29) Runaway (Juvenile)—Count arrests made by other jurisdictions of runaways from your jurisdiction. Do not include protective custody actions with respect to runaways you take for other jurisdictions. Count only your own local cases.**

# **PROFILE**

## **STATE OF WEST VIRGINIA**

On June 20, 1863, under the administration of President Abraham Lincoln, West Virginia became the 35th state in the Union. This was the only state to be borne out of the Civil War. From the beginning of the Civil War, the people in Western Virginia fought against seceding from the Union. On June 20, 1861, a new government of Virginia known as the "Restored Government" was formed by the Wheeling Convention. This government pledged its support to the Federal Government in Washington. At a meeting in Wheeling, May 13, 1862, the "Restored Government" passed an act giving formal consent to the forming of a new state. On May 29, 1862, a bill was presented to the Congress of the United States requesting that a new state be formed and admitted to the Union. The bill providing that West Virginia become a new state was passed by the Congress and signed into law by President Abraham Lincoln on December 31, 1862.

The boundary lines of West Virginia totaling 1,170 miles, which for the most part, follow the course of rivers or the line of mountain ranges, encloses a total area of only 24,282.45 square miles. One hundred fifty (150) of these miles are water surface. West Virginia extends its panhandle over a surprisingly wide range of longitude and latitude. The eastern most tip has the same longitude as Rochester, New York, and the most westerly as Port Huron, Michigan; the Northwest Panhandle pushes into a latitude well north of Pittsburgh, Pennsylvania; while in the opposite direction the state dips further south than Richmond, Virginia. West Virginia is bordered by the states of Pennsylvania, Maryland, Ohio, Kentucky, and Virginia.

The natural topography of West Virginia is as irregular as its outline.

The range in elevation is from 240 feet near Harpers Ferry to 4,860 feet on Spruce Knob giving it a mean altitude of 1,500 feet, the highest of any state East of the Mississippi River.

Most of the State lies in the Allegheny Plateau and Allegheny Highlands Region. This corrugated contour, which rightfully earned West Virginia its nickname, "Mountain State," could easily be described as "Land of Ten Thousand Valleys".

West Virginia, composed of 55 counties ranging in area of 88.58 square miles to 1,046.34 square miles, is located between the large population centers of the East and Midwest. Four out of five of the principal United States metropolitan market areas—New York, Chicago, Philadelphia, and Detroit—are within a 500 mile radius of the state's geographical center, which is near Sutton in Braxton County. Within this 500 mile circle, much more than half of the nation's people reside and more than half of the nation's income is earned.

The 1973 estimated population of West Virginia is 1,781,000. Huntington, with 73,000 persons is the most populated city in the State, while Charleston with 69,100 is the State Capitol. With a density of 73.345 square miles, West Virginia is primarily a rural state.

West Virginia is the second largest bituminous coal producer in the nation, accounting for more than 1/5 of the entire United States coal production. Reported coal production for the year 1971 was 118.3 million tons from 1,350 mines located in 34 of the 55 counties. Coal accounts for over 85 percent of the state's total mineral output. Mineable coal is present in 34 of 55 counties. In 1972 estimated coal production was placed at 121.0 million tons.

The West Virginia Department of Highways is responsible for over 31,825 miles of primary and secondary highways in the state. Primary roads consist of expressway, trunkline and feeder systems totaling 5,768 miles. Secondary roads consist of localized arterial and spur roads totaling 26,057 miles.

Waterborn commerce in West Virginia has increased steadily over the years. Three hundred and fifty-five miles of navigable water in the state have been made possible by the continuous work of the United States Corps of Engineers in the development of river transportation facilities and flood control.

Hilly terrain and ample rainfall help to produce one of West Virginia's high quality resources—timber. Seventy-four percent of the land area is in forestial areas. West Virginia hardwoods are much sought after by furniture manufacturers across the continent and over seas. Approximately 95 percent of all timber cut is being shipped out of state.

Natural gas liquids and petroleum are the second most important mineral resources in the state. The high grade Pennsylvania grade crude oil is highly desirable by industry because of its superiority as a lubricant. The chemical industry in West Virginia is more large and expanding rapidly in the Ohio and Kanawha River Valley. Other natural resources found in abundance in West Virginia are limestone, sand and gravel, salt, and metals.

The Bureau of Vocational, Technical and Adult Education, cooperating with Federal, state and local educational and other agencies, plans and promotes vocational education programs directed to serve the total citizenry of the state in preparing for employment and productive citizenry. These programs are provided in regular or comprehensive secondary schools. Specialized schools, county or area vocational centers, multi-county vocational centers, adult centers, post-secondary institutions, and colleges and universities.

There are 21 designated area vocation-technical centers and 11 comprehensive high schools with vocational units in West Virginia. Seven colleges and universities provide vocational-technical programs. In 1971, there were 59,214 students enrolled in regular vocational education programs.

The desire of students to seek higher standards of education and become more productive citizens has resulted in continual upgrading of physical facilities, equipment and teaching personnel.

In the 1970-71 school year, West Virginia was responsible for the education of 117,497 high school students across the state. Of the 23,320 high school graduates in 1970, 8,026 made plans to further their education at the college level.

All 23 universities and colleges in West Virginia have experienced an enrollment increase over the past decade with Marshall University and West Virginia University doubling in size. The 14 public and 9 private institutions awarded more than 10,000 degrees in the 1970-71 school year.

West Virginia is a state with an exceptional outdoor recreation base. Its varied topography, climate and resources give it the potential of being a year-round recreation land serving the people of the Eastern United States. Rivers and streams are very important in the state's recreational picture. Some of the finest fishing streams in the East are found in West Virginia and many of them have retained their natural setting and attract visitors in evergrowing numbers. State and national forests have been designated in West Virginia to preserve our "wild 'n wonderful" woodlands. Two federal forests—the Monongalia National Forest and George Washington National Forest—are located in Eastern West Virginia. The mini state forests offer some 77,000 acres of picturesque rugged wilderness, inspiring views, and remote seclusion. Along with these forests, West Virginia also offers 27 state parks for recreation.

The facts set forth in this brief profile, although somewhat complex, are presented in hope that they will help the reader get a better understanding of West Virginia's crime picture in our second Annual Crime Report.

# CRIME FACTORS

Statistics gathered under the Uniform Crime Reporting Program are submitted by the law enforcement agencies of West Virginia and project a state-wide view of crime. Awareness of the presence of certain crime factors, which may influence the resulting volume and type of statistics presented, is necessary if fair and equitable conclusions are to be drawn. These crime influencing factors are present, to some degree, in every community and their presence affects, in varying degrees, the crime experience of that community. Attempts at comparison of crime figures between communities should not be made without first considering the individual factors present in each community.

Crime, as an outgrowth of society, remains a social problem of grave concern and the police are limited in their role to its suppression and detection. As stated by the President's Commission on Law Enforcement and Administration of Criminal Justice in their report "The Challenge of Crime In A Free Society" (1967 - Page 92):

"But the fact that the police deal daily with crime does not mean that they have unlimited power to prevent it, or reduce it, or deter it. The police did not create and cannot resolve the social conditions that stimulate crime. They did not start and cannot stop the convulsive social changes that are taking place in America. They do not enact the laws that they are required to enforce, nor do they dispose of the criminals they arrest. The police are only one part of the criminal justice system; the criminal justice system is only one part of the government; and the government is only one part of society. Insofar as crime is a social phenomenon, crime prevention is the responsibility of every part of society. The criminal process is limited to case by case operations, one criminal or one crime at a time."

Set forth below are some of the conditions which will, by type and volume, affect the crime that occurs from place to place:

Density and size of the community population and the metropolitan area of which it is a part.

Composition of the population with reference particularly to age, sex and race.

Economic status of the population.

Relative stability of population, including commuters, seasonal, and other transient types.

Climate, including seasonal weather conditions.

Educational, recreational, and religious characteristics.

Standards governing appointments to the police force.

Policies of the prosecuting officials and the courts.

Attitude of the public toward law enforcement problems.

The Administrative and investigative efficiency of the local law enforcement agency, including the degree of adherence to crime reporting standards.



# CRIME INDEX

The tabulations presented in the tables, graphs, and charts in this publication indicates the volume and distribution of crime in West Virginia on the basis of a Crime Index. The crime figures are broken down by municipal, county and state totals.

The Uniform Crime Reporting Program utilizes seven crime classifications to establish an index to measure the trend and distribution of crime in the United States. These crimes—murder, forcible rape, robbery, felonious assault, burglary, larceny, and auto theft—are counted by law enforcement agencies as the crimes become known to them. These crimes were selected for use in the Crime Index because, as a group, they represent the most common local crime problem. They are all serious crimes, either by their very nature or due to the volume in which they occur. Offenses of murder, forcible rape, robbery and felonious assault are categorized as violent crimes. Offenses of burglary, larceny and auto theft are classed as crimes against property.

It is believed desirable to point out that there is no way of determining the total number of crimes which are committed. Many criminal acts occur which are not reported to official sources. Estimates as to the level of unreported crime can be developed through costly victim interview surveys, but this, of course, does not remedy the reluctance of victims and/or other members of society to report all crimes to law enforcement agencies.

In light of this situation, the best source for obtaining a count of crime is the next logical universe, namely, crimes which come to police attention. The crimes used in the Crime Index are those considered to be most consistently reported to police and the computations of crime trends and crime rates are prepared using this universe—offenses known to police. During 1973, 25,865 Crime Index Offenses were known to police.

The crime counts set forth in this publication are actual offenses established by police investigation. When police receive a complaint of crime and the follow-up investigation discloses no crime occurred, it is “unfounded”.

## Calculation of Rates and Percentages

This report provides police executives with a yardstick with which to measure local problems, but to utilize the administrative tool, the local data must be converted into terms of rates and percentages. Simple formulas for this purpose are presented below for the benefit of those who might feel the need for them.

### Crime Rates

Perhaps the most used of all crime statistics is the crime rate which generally refers to the number of offenses per 100,000 inhabitants. It can be calculated for any city regardless of the size and may be arrived at under either of two procedures. One formula would be to divide the number of crimes by the population and to multiply the answer by 100,000.

Example:

$$\frac{1,980 \text{ robberies}}{500,000 \text{ population}} = .003960 \times 100,000 = \begin{array}{l} 369.0 \\ \text{per} \\ 100,000 \\ \text{persons} \end{array}$$

Another procedure generally considered somewhat more simple, particularly if crime rates for a number of different offense classifications are to be calculated, is the so-called reciprocal method. As in the above example, it may be assumed that a city has a population of 500,000 and 1,980 robberies occurred during the year. Divide 100,000 by the number of inhabitants of the city (500,000). The quotient may be considered the reciprocal and multiplied by the number of crimes in each class to obtain the rate per 100,000. The reciprocal in this instance would be .200000, and an illustration of the calculation of the crime rate is as follows:

Example:

	Reciprocal	Number of Robberies	Crime Rate
<u>100,000</u> 500,000 population	= .200000	× 1,980	= 369.0 per 100,000 persons

The reciprocal once determined can be used to calculate all rates until a new population figure is available.

All crime rates which were calculated for the total number of offenses committed in the state were based on the number of offenses per 100,000 persons.

However, due to the fact, that no city within the state has a population over 100,000, calculations for each individual contributing agency were based on the number of offenses per 1,000 persons.

**NOTE: In the past, larceny \$50 and over has been used as one of the Crime Index Offenses. Effective January, 1973, total larceny-theft is being used instead of the larceny \$50 and over category. Larceny-Theft is primarily a crime of opportunity and in most instances, the value of property taken is incidental to the actual criminal act.**

## **Clearance Rates**

For Uniform Crime Reporting purposes, a crime index offense is cleared when a law enforcement agency has identified the offender, there is enough evidence to charge him and he is actually taken into custody. The arrest of one person can clear several crimes or several persons may be arrested in the process of clearing one crime.

Crime solutions are also recorded in exceptional circumstances when some element beyond law enforcement control precludes formal charges against the offender. An offense may be exceptionally cleared when it falls into one of the following categories:

1. The offender commits suicide.
2. A double murder occurs (two persons kill each other).
3. The offender dies after making a confession (dying declaration).
4. The offender is killed by a law enforcement officer.
5. The offender confesses to committing the crime while already in custody for another crime or serving a sentence.
6. The offender is prosecuted in another city for a different crime by federal, state or local authorities, or for the same offense, and the other jurisdiction refuses to release the offender.
7. Another jurisdiction refuses to extradite the offender.
8. The victim of a crime refuses to cooperate in the prosecution.
9. The offender is prosecuted for a less serious charge than the one for which he was arrested.
10. The offender is a juvenile who is handled by a verbal or written notice to the parents in instances involving minor offenses such as petit larceny.

For the year of 1973, 28.6 percent of all Index Crimes were cleared. The percentage of violent crimes cleared was 68.6 percent, while the clearance rate for property crimes was 25.0 percent.



**WEST VIRGINIA  
OFFENSE DATA**

# **CRIME INDEX OFFENSES**

## **VOLUME**

During the calendar year of 1973, a total of 25,865 Crime Index Offenses were reported to law enforcement agencies in West Virginia. This was a 3.3 percent increase in the volume of index offenses reported during 1972. The crimes in this group are all serious, either by their very nature or because of the frequency with which they occur, and present a common enforcement problem to all police. Crimes within this index can be further categorized as violent crimes which include murder, forcible rape, robbery, and felonious assault, or as non-violent (property) crimes which would include breaking and entering, larceny, and auto theft.

## **VIOLENT CRIME**

Violent crimes involve the element of personal confrontation between the perpetrator and the victim. Because of their very nature, violent crimes are considered more serious than property crimes. These offenses for 1973 made up 8.3 percent of the Crime Index Total, as compared to 12.4 percent in 1972. Murder decreased 2.8 percent, forcible rape rose 11.6 percent, while robbery and felonious assault decreased 11.9 percent and 6.0 percent respectively.

A review of the distribution of the violent crimes within the index discloses that felonious assault accounted for 64.8 percent of the group and 5.4 percent of the total index.

## **PROPERTY CRIMES**

The number of property crimes reported for 1973 was more than 11 times the number of violent crimes. As a group, property crime made up 91.7 percent of the total index. When comparing the number of property crimes reported in 1973 with those of 1972, a 4.2 percent increase is noted. Of the three offenses which make up this group, only auto theft showed a decrease, 1.3 percent, from the previous year. Larceny, increasing 6.3 percent, accounted for 56.1 percent of the total index and 61.2 percent of all property crime. Breaking and entering increased 1.8 percent.

## **RATES**

Crimes rates, or more realistically, victim risk rates, only take into consideration those numerical factors of residence population as they relate to the incidence of crime. Transient population and other elements which contribute to the volume and type of crime in a given area are not incorporated. For a further explanation, see page 14.

The risk of becoming a victim of crime in West Virginia has increased since 1972. Based on a 1973 estimated state population of 1,781,000, a crime index rate of 1452.3 victims for every 100,000 inhabitants evolves. This represents a 1.6 percent increase over the 1429.4 victims per 100,000 population in 1972,

The 1973 rate for the violent crime group was established at 120.9 victims for every 100,000 inhabitants of the state. The violent crime rate decreased 7.6 percent from 1972 while the property crime rate increased 2.5 percent. Larceny recorded the highest single rise of 4.6 percent.

## **CLEARANCES**

For Uniform Crime Reporting purposes, a Crime Index Offense is cleared when a law enforcement agency has identified the offender, there is enough evidence to charge him and he is actually taken into custody. The arrest of one person can clear several crimes or several persons may be arrested in the process of clearing one crime.

Crime solutions are also recorded in exceptional circumstances when some element beyond law enforcement control precludes formal charges against the offender. For a further explanation, see page 16.

The police of West Virginia cleared by arrest or exceptional clearance 28.6 percent of all index offenses reported to them in 1973. This clearance rate when compared to 32.0 rate of clearance reported in 1972 represents a substantial 10.6 percent decline in the clearance rate. Violent crimes recording a clearance rate of 68.6, declined by 3.1 percent from the 1972 clearance rate of 70.8 percent. Clearance of the voluminous non-violent property crimes occurred in 25 percent of all instances. Comparison with 1972 figures shows a 11.1 percent increase in this category. The offense of larceny-theft recorded the sharpest increase in the rate of clearance, 20.8 percent, while the clearance rate for breaking and entering decreased more than any other index offense, 7.4 percent.

Reports submitted by the law enforcement agencies of the state in 1973 disclosed that police, in the area of violent crime, were successful in solving 89.5 percent of the murder offenses, 70.6 percent of the reported forcible rapes, 31.8 percent of all robberies and 79.7 percent of all felonious assaults. Solution to the property crimes show clearances of 20.1 percent in the breaking and entering category, 26.1 percent for larceny, and 31.3 percent for auto theft.

The relatively high clearance rate for violent crimes as compared to the non-violent property crimes is in part contributed to the volume difference between the two. The volume of property crime is much greater than that of violent crime and police investigation of violent crime is usually more intense. The element of confrontation between the victim and perpetrator, as well as witness identification of the perpetrator, also contributes to this higher rate of solution.

## **JUVENILE CLEARANCE**

In 1973 the arrest involvement of those persons under the age of 18 represented 26.2 percent of all cases solved. This rate of involvement, when compared to the 28.6 rate in 1972, indicates that serious criminal activity by those of the young age group has decreased by 8.4 percent.

9.1 percent of all violent crime solutions in 1973 involved juveniles as compared to 8.9 percent in 1972. The involvement rate of persons under 18 years of age was 5.3 percent of all murders solved, 7.0 percent of the reported forcible rapes, 16.7 percent of the robberies and 8.6 percent

of the felonious assaults. Breaking and entering of the non-violent property crime group reflects the highest rate of involvement, 42.4 percent for the young age group, 25.9 percent of all cases of larceny solved involved juveniles, while 31.6 percent of all auto thefts cleared involved juveniles. Non-violent property crime involvement of persons under 18 years of age accounted for 30.5 percent of all such cases cleared in 1973, compared to a 34.9 percent rate of involvement in 1972.

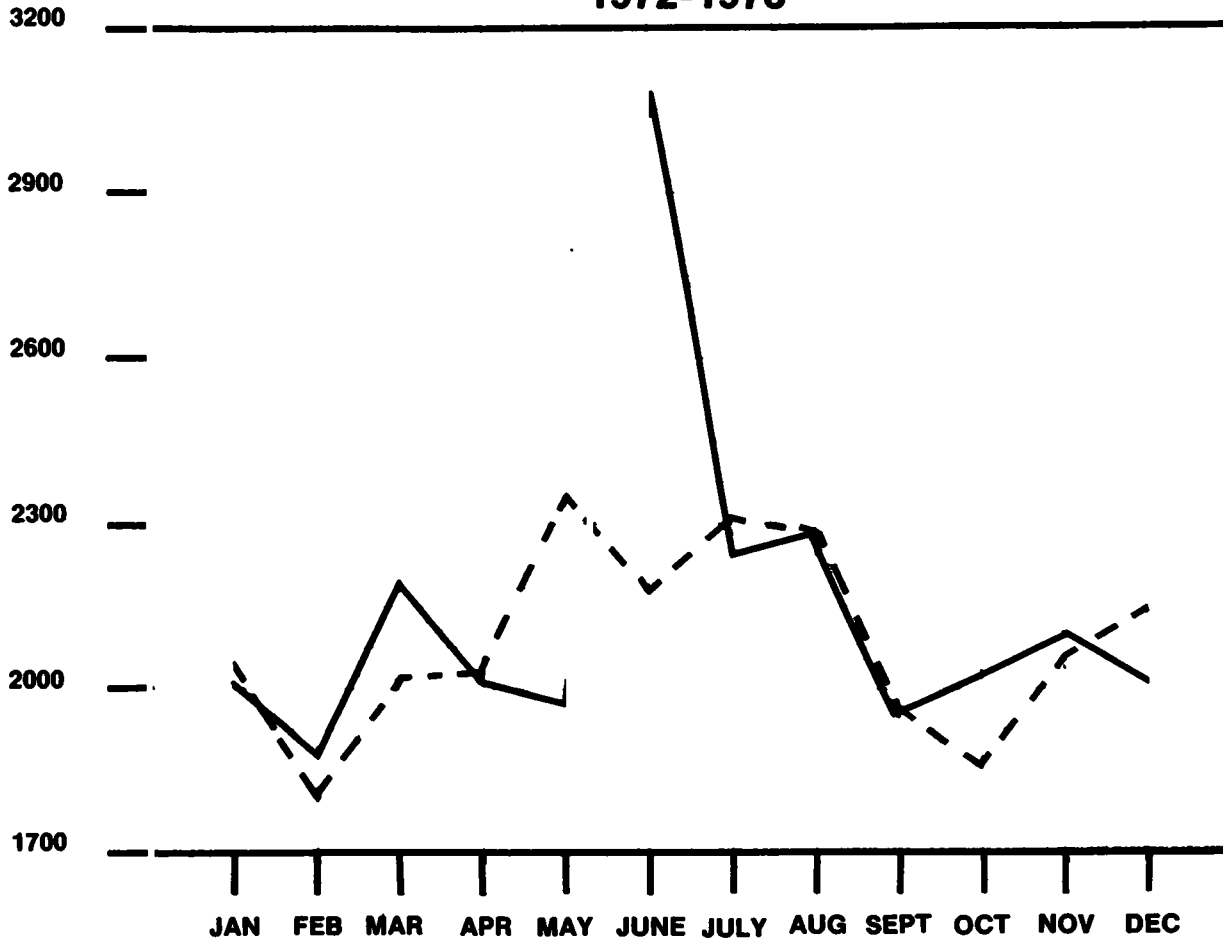
### **STOLEN PROPERTY VALUE**

The total value of property stolen in 1973 was \$7,943,756, an increase of 16.0 percent. This dollar value represents the proceeds of the 490 robberies, 7,318 breaking and enterings, 14,512 larcenies, and 1,882 auto thefts reported during the year. Although police recoveries reduced this loss by 36.0 percent, the remaining unrecovered portion represents a loss of \$5,080,421 to the victims.



# TOTAL CRIME INDEX BY MONTH

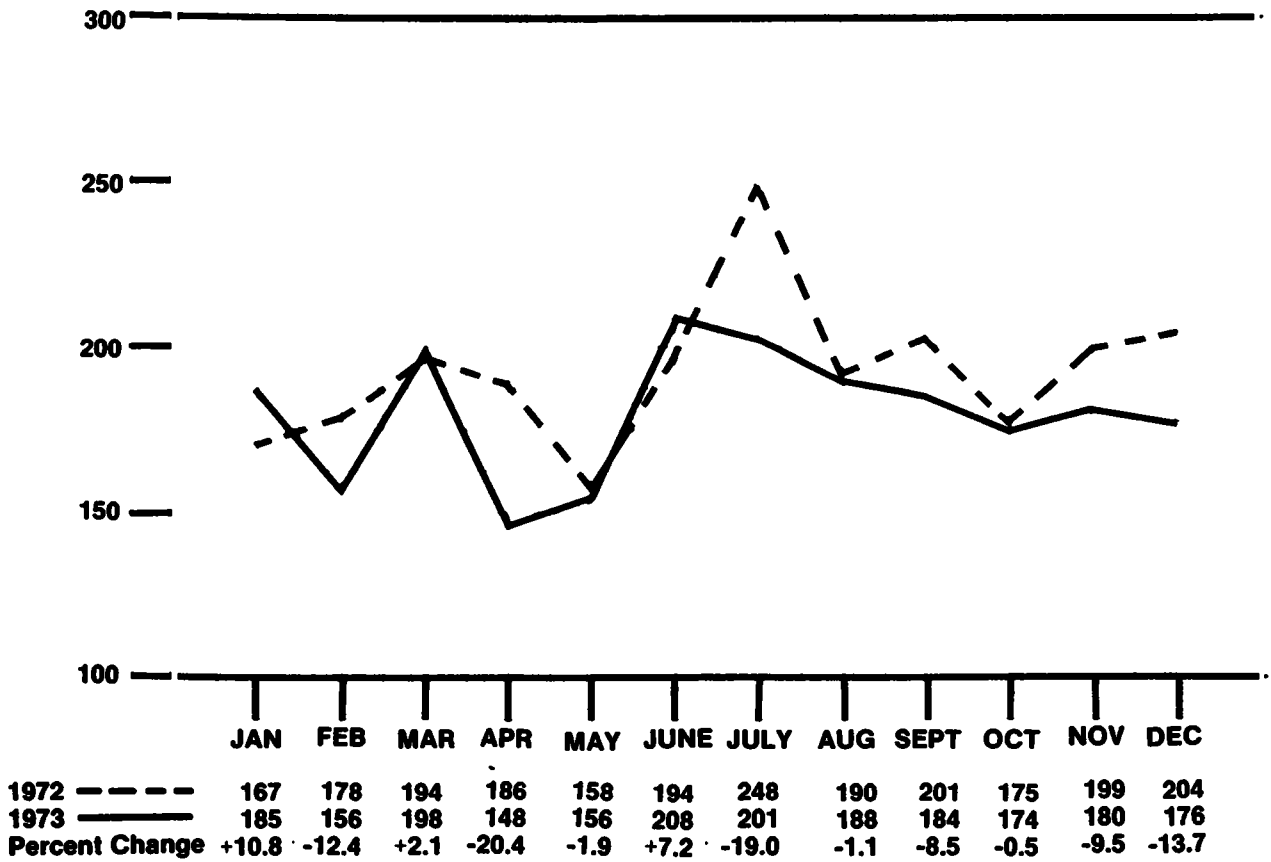
1972-1973



	JAN	FEB	MAR	APR	MAY	JUNE	JULY	AUG	SEPT	OCT	NOV	DEC
1972	2039	1797	2022	2059	2351	2173	2305	2292	1964	1856	2043	2142
1973	2012	1874	2191	2014	1989	3119	2232	2293	1964	2030	2123	2024
Percent Change	-1.3	+4.3	+8.4	-2.2	-15.4	+43.5	-3.2	+0.04	0.0	+9.4	+3.9	-5.5

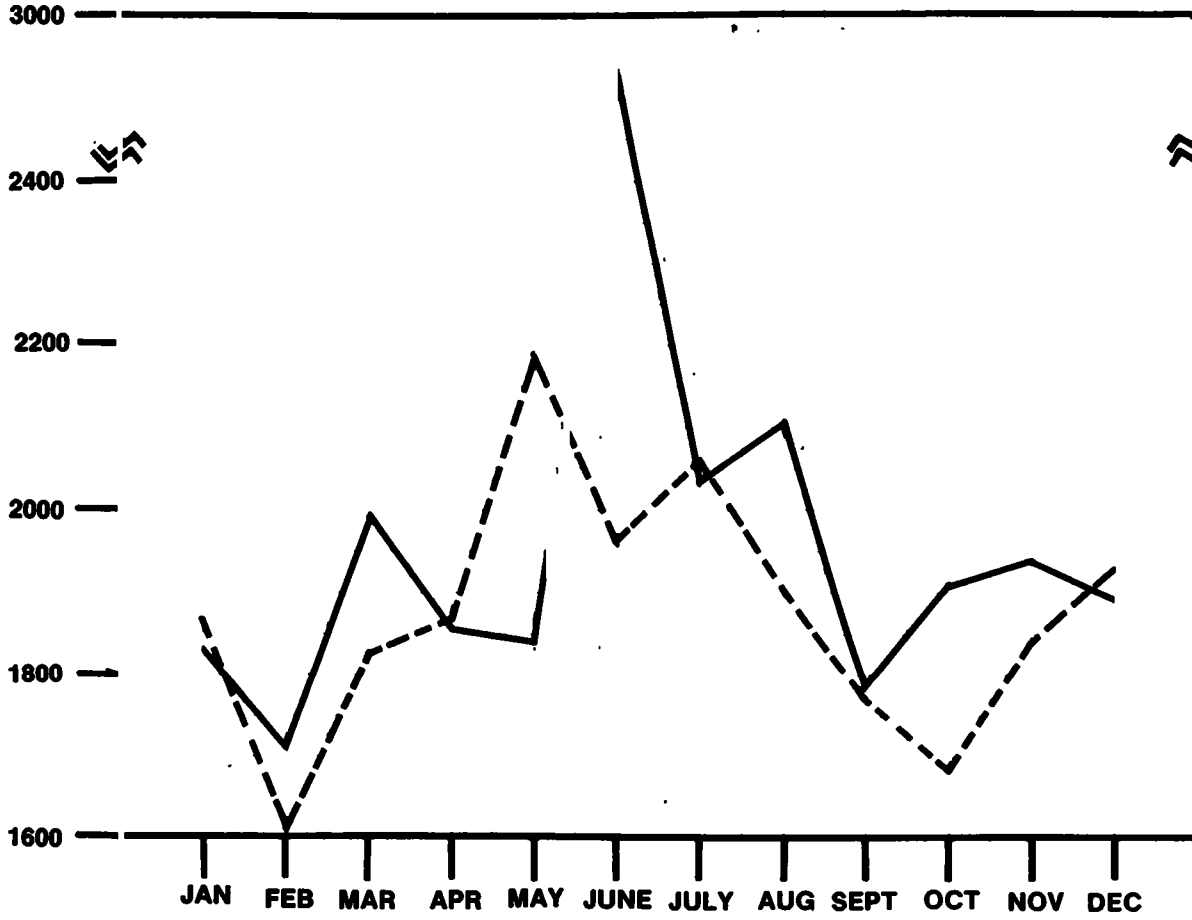
# VIOLENT CRIME BY MONTH

1972-1973



# NONVIOLENT CRIME BY MONTH

1972-1973



	JAN	FEB	MAR	APR	MAY	JUNE	JULY	AUG	SEPT	OCT	NOV	DEC
1972 - - - -	1872	1619	1828	1873	1834	1979	2057	2102	1763	1681	1844	1938
1973 - - - -	1827	1718	1993	1866	2193	2911	2031	2105	1780	1856	1943	1848
Percent Change	-2.4	+6.1	+9.0	-0.3	+19.6	+47.1	-1.3	+0.1	+0.9	+10.4	+5.4	-4.6

# VALUE OF PROPERTY STOLEN BY TYPE OFFENSE

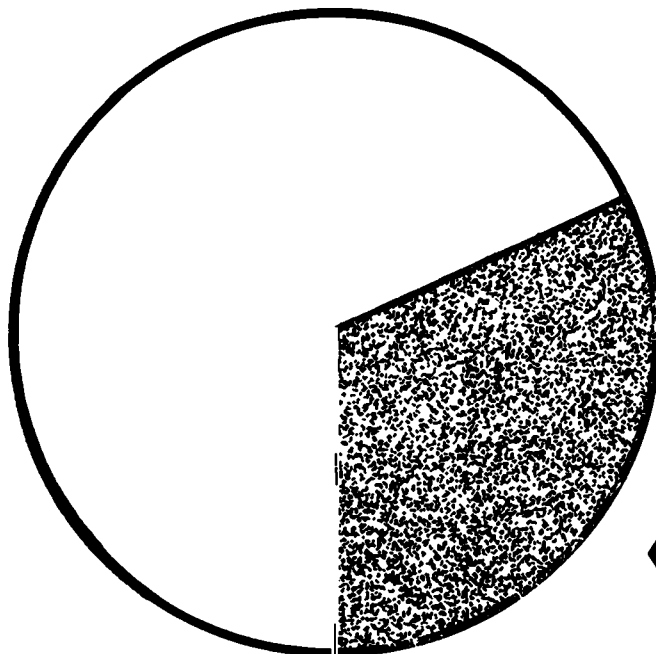
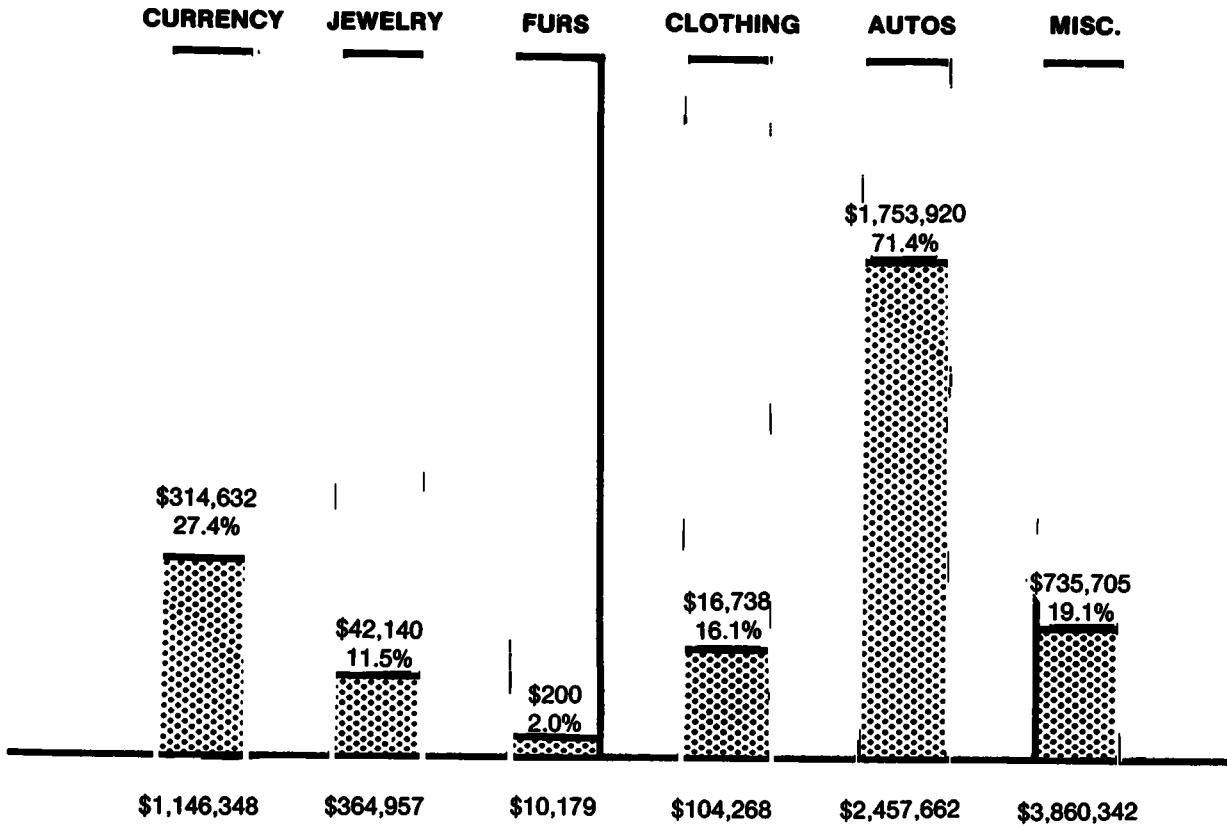
January - December, 1973

<u>BREAKING AND ENTERING</u>			<u>LARCENY</u>		
<u>CLASSIFICATION</u>	<u>NUMBER</u>	<u>AMOUNT</u>	<u>CLASSIFICATION</u>	<u>NUMBER</u>	<u>AMOUNT</u>
<b><u>RESIDENCE</u></b>			Pocket-Picking ...	50	\$ 4,426
Committed .....	1,738	\$ 491,003	Purse-Snatching ..	148	\$ 9,674
During Night			Shoplifting .....	1,061	\$ 20,022
<b><u>RESIDENCE</u></b>			From Autos .....	3,120	\$ 469,401
Committed .....	820	\$ 158,347	Auto Parts		
During Day			& Accessories ....	2,883	\$ 221,595
<b><u>RESIDENCE</u></b>			Bicycles .....	1,444	\$ 89,347
Committed .....	1,013	\$ 348,983	From Buildings ...	2,041	\$ 442,023
Unknown			Coin-Operated		
<b><u>NONRESIDENCE</u></b>			Machines .....	229	\$ 13,255
Committed .....	2,923	\$ 995,888	All Other .....	3,536	\$1,780,218
During Night			<b>TOTAL</b> .....	14,512	\$3,049,961
<b><u>NONRESIDENCE</u></b>					
Committed .....	161	\$ 41,187			
During Day					
<b><u>NONRESIDENCE</u></b>					
Committed .....	663	\$ 138,523			
Unknown					
<b>TOTAL</b> .....	7,318	\$2,173,931			

<u>ROBBERY</u>			<u>LARCENY BY VALUE</u>		
<u>CLASSIFICATION</u>	<u>NUMBER</u>	<u>AMOUNT</u>	<u>CLASSIFICATION</u>	<u>NUMBER</u>	<u>AMOUNT</u>
Highway .....	190	\$ 35,285	\$50 and Over .....	8,301	\$2,911,319
Commercial House .	62	\$ 65,404	\$5 to \$50 .....	5,301	\$ 136,311
Service Station ...	40	\$ 6,222	UNDER \$5 .....	910	\$ 2,331
Chain Store ,.....	36	\$ 63,438	<b>TOTAL</b> .....	14,512	\$3,049,961
Residence .....	58	\$ 41,997	<b><u>AUTO THEFT</u></b>		
Bank .....	2	\$ 5,080	<b><u>CLASSIFICATION</u></b>	<b><u>NUMBER</u></b>	<b><u>AMOUNT</u></b>
Miscellaneous ....	102	\$ 28,528	Auto Theft .....	1,882	\$2,473,910
<b>TOTAL</b> .....	490	\$245,954			

**VALUE OF PROPERTY STOLEN  
AND PERCENT RECOVERED**

January - December  
1973



**TOTAL VALUE OF  
PROPERTY STOLEN  
\$7,943,756**

**TOTAL VALUE OF  
PROPERTY RECOVERED  
\$2,863,335**

← **36.0%  
RECOVERED**

**WEST VIRGINIA  
CRIME INDEX  
January - December, 1973**

OFFENSES	Number of All Offenses	Number of Index Offenses	Rate Per 100,000 Inhabitants For Index Offenses	Percent of Distribution of Index Offenses	Percent of Index Offenses Cleared
MURDER	105	105	5.9	0.4	89.5
MANSLAUGHTER	144	—	—	—	—
FORCIBLE RAPE	163	163	9.2	0.6	70.5
Rape by Force	107	—	—	—	—
Assaults to Rape-Attempts	56	—	—	—	—
ROBBERY	490	490	27.5	1.9	31.8
Armed-Any Weapon	240	—	—	—	—
Strong Arm-No Weapon	250	—	—	—	—
ASSAULT-FELONIOUS	2,440	1,395	78.3	5.4	79.7
Gun	236	—	—	—	—
Knife or Cutting Instrument	170	—	—	—	—
Other Dangerous Weapon	214	—	—	—	—
Hands, Fists, Feet, etc.-Aggr.	775	—	—	—	—
Other Assaults-Not Aggrav.	1,045	—	—	—	—
BREAKING & ENTERING	7,318	7,318	410.9	28.3	20.1
Forcible Entry	5,727	—	—	—	—
Unlawful Entry-No Force	1,129	—	—	—	—
Attempted Forcible Entry	462	—	—	—	—
LARCENY—THEFT	14,512	14,512	814.8	56.1	26.6
\$50 and Over in Value	8,317	—	—	—	—
Under \$50 in Value	6,195	—	—	—	—
AUTO THEFT	1,882	1,882	105.7	7.3	31.3
<b>TOTAL FOR WEST VIRGINIA</b>	<b>27,054</b>	<b>25,865</b>	<b>1452.3</b>	<b>100.0</b>	<b>32.0</b>

# **CRIMINAL HOMICIDE—MURDER**

Murder is defined as the unlawful killing of a human being with malice aforethought. Any death due to a fight, argument, quarrel, assault, or commission of a crime is included. This index offense is scored by police on the basis of their investigation without regard as to the findings of a court or jury or the decision of a prosecutor. Traffic deaths caused by the negligence of someone other than the victim are not included here, but are counted under manslaughter. Attempts to kill and assault to kill are scored as felonious assaults and not as murder. Suicide, accidental deaths and justifiable homicides are also excluded.

# **MURDER**

## **SUMMARY ANALYSIS**

**1972-1973**

A total of 105 murders were reported by law enforcement agencies in West Virginia for the months of January through December, 1973. This is a decrease of three (3) murders from 1972.

Murders accounted for 4.9 percent of all violent index offenses and 0.4 percent of all index offenses.

The murder rate for the reporting period was 5.9 per 100,000 population as compared to 6.2 per 100,000 population for the same period of 1972.

A total of 94 murders were cleared by arrest or exceptionally cleared, amounting to an 89.5 percent clearance rate state-wide as compared to an 88.9 percent clearance rate in 1972. Persons under the age of 18 were involved in committing 5.3 percent of the total number of murders cleared. 78.1 percent of all murder victims were White and 21.9 percent were Negro.

Firearms were employed in 65.7 percent of all murders reported, as compared to 77.7 percent during 1972. The use of a knife or cutting instrument was involved in 10.5 percent of the murders, indicating an 87.5 percent increase over 1972.

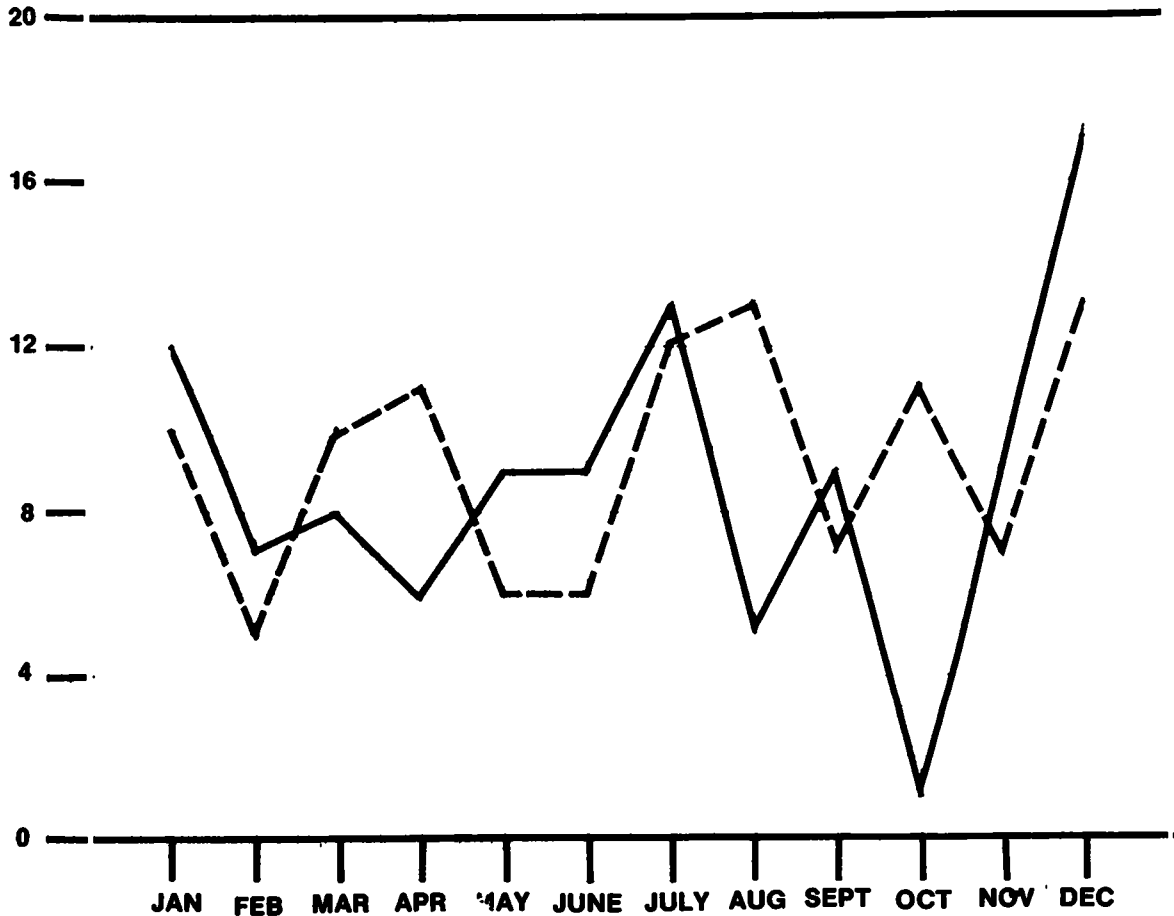
The age group accounting for the highest percent of persons arrested for murder, 17.2 percent, occurred in the 25-29 age category. Males accounted for 82.8 percent of all persons arrested for murder. 81.6 percent of all persons arrested for murder were White, 18.4 percent were Negro.

The 36 murders of one family member by another accounted for 34.3 percent of all murders. Of these, 50.0 percent resulted from one spouse killing another.



# MURDER BY MONTH

1972-1973



1972	---	9	5	9	10	6	6	12	13	7	11	7	13
1973	—	12	7	8	6	9	9	13	5	9	1	9	17
Percent Change		+33.3	+40.0	-11.1	-40.0	+50.0	+50.0	+8.3	-61.5	+28.6	-90.9	+28.6	+30.8

## MURDER VICTIMS BY AGE, SEX, AND RACE 1973

Age	Num-ber	Percent* Distri- bution of Age	Sex		Race					
			Male	Fe- male	White	Negro	Indian	Chinese	Japanese	All Other
1-4	1	1.0	0	1	1	0				
5-9	1	1.0	0	1	1	0				
10-14	0	0.0	0	0	0	0				
15-19	13	12.4	9	4	12	1				
20-24	15	14.3	9	6	9	6				
25-29	10	9.5	9	1	9	1				
30-34	8	7.6	8	0	8	0				
35-39	11	10.5	5	6	7	4				
40-44	13	12.4	6	7	12	1				
45-49	3	2.9	3	0	3	0				
50-54	13	12.4	8	5	9	4				
55-59	6	5.7	6	0	3	3				
60-64	2	1.9	2	0	2	0				
65-69	4	3.8	3	1	3	1				
70-74	1	1.0	1	0	0	1				
75 & over	4	3.8	2	2	3	1				
Total for West Va.	105		71	34	82	23				
Per- Cent			67.6	32.4	78.1	21.9				

\*PERCENT DISTRIBUTION MAY NOT EQUAL 100.00 DUE TO ROUNDING

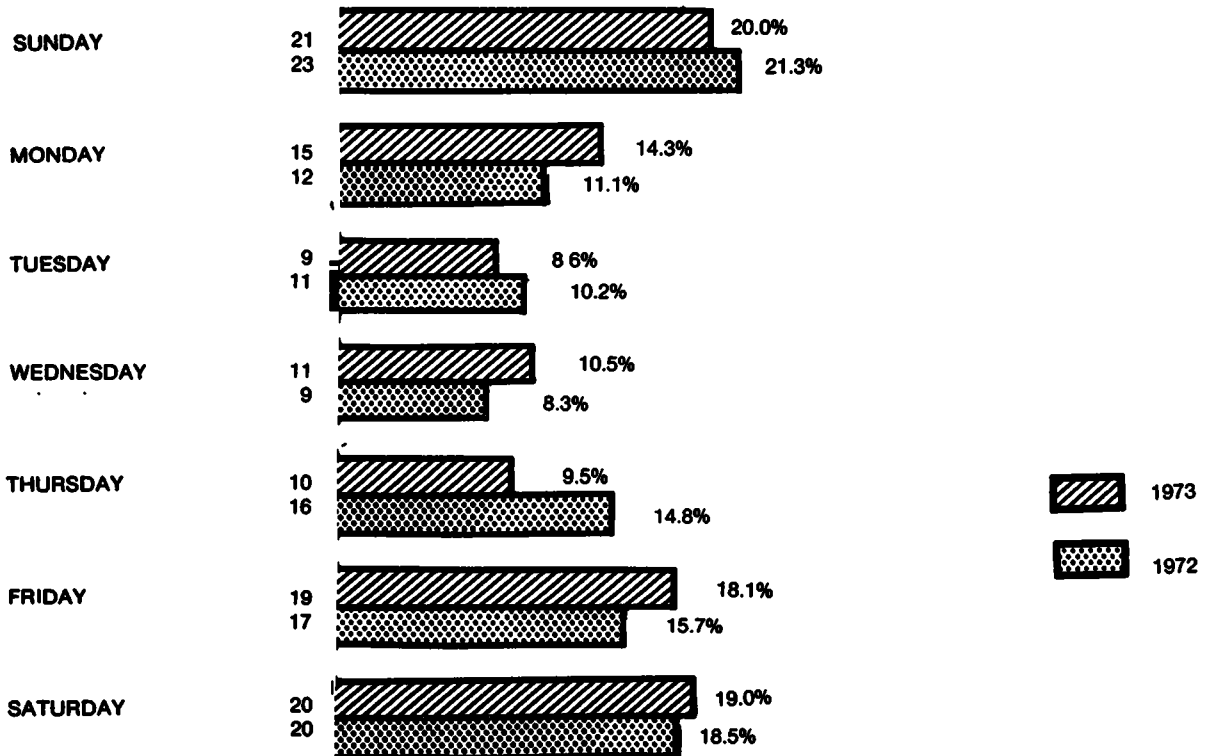
## MURDERS BY TYPE OF WEAPON

Type of Weapon	Number	Percent Distribution
Handgun	1972	51
	1973	42
Rifle	1972	9
	1973	11
Shotgun	1972	19
	1973	16
Cutting and Stabbing	1972	6
	1973	11
Personal Weapons	1972	8
	1973	13
Other Weapons	1972	15
	1973	12
TOTAL	1972	108
	1973	105

## MURDERS BY DAY OF WEEK

### PERCENT DISTRIBUTION

1972-1973



## PERCENT DISTRIBUTION OF VICTIMS BY CIRCUMSTANCE

Circumstance	Number	Percent Distribution
Spouse Killing Spouse	18	17.1
Parent Killing Child	3	2.9
Other Family Situation	15	14.3
Lovers Triangle	11	10.5
Bar Room Arguments	13	12.4
Other Arguments	45	42.8
TOTAL	105	100.0

# **FORCIBLE RAPE**

Forcible rape is the carnal knowledge of a female forcibly and against her will. For the purpose of Uniform Crime Reporting, rape is divided into two categories: (1) Rape by force; and (2) attempted rape. Carnal abuse without force (statutory rape) and other sex offenses are not included.

Forcible rape differs from other violent crimes in that the victim, in many cases, is hesitant in reporting the offense to police. The rigors of court procedure, embarrassment and fear of any accompanying stigma have a deterrent effect on the victims willingness to make the crime known to police. The presence of a prior relationship between victim and perpetrator makes the determination of the act of force difficult to establish, and the usual clandestine nature of the offense presents a problem in verification.

# **FORCIBLE RAPE**

## **SUMMARY ANALYSIS**

**1972-1973**

A total of 163 forcible rapes (including attempts) were reported by law enforcement agencies for 1973. This constitutes an increase of 17 offenses over 1972.

Forcible rape accounted for 7.6 percent of all violent crimes and 0.6 percent of all index offenses reported.

Approximately 17.8 of every 100,000 women were reported as rape victims in 1973 as compared to 16.2 per 100,000 women in 1972.

A total of 115 forcible rapes were cleared by arrest or exceptionally cleared, amounting to a 70.6 percent clearance rate state-wide. The state-wide clearance rate for 1972 was 64.4 percent.

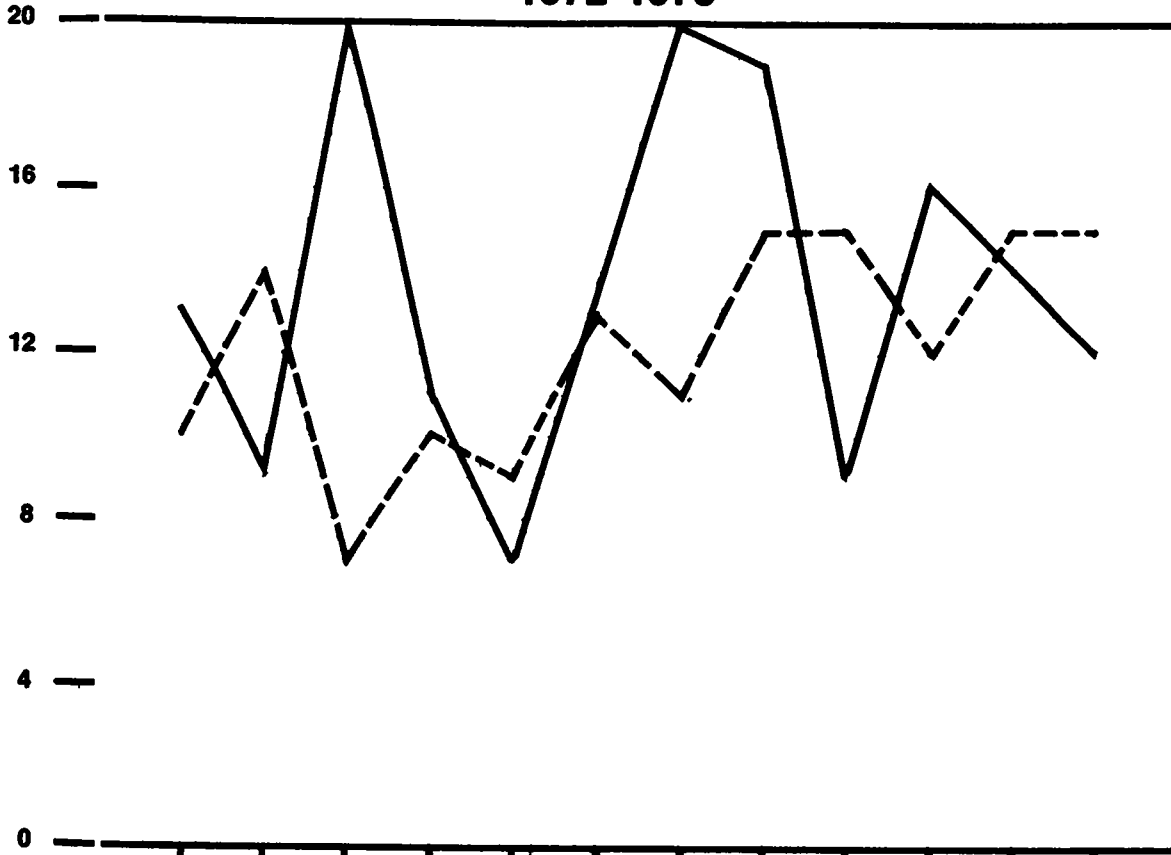
7.0 percent of the total number of rapes cleared were cleared by the arrest or exceptional clearance by persons under the age of 18.

58.3 percent of all persons arrested for forcible rape during 1973 were under the age of 25.

79.9 percent of all persons arrested for forcible rape were white, 19.4 percent were negro, and less than 1 percent were of all other races.

# FORCIBLE RAPE BY MONTH

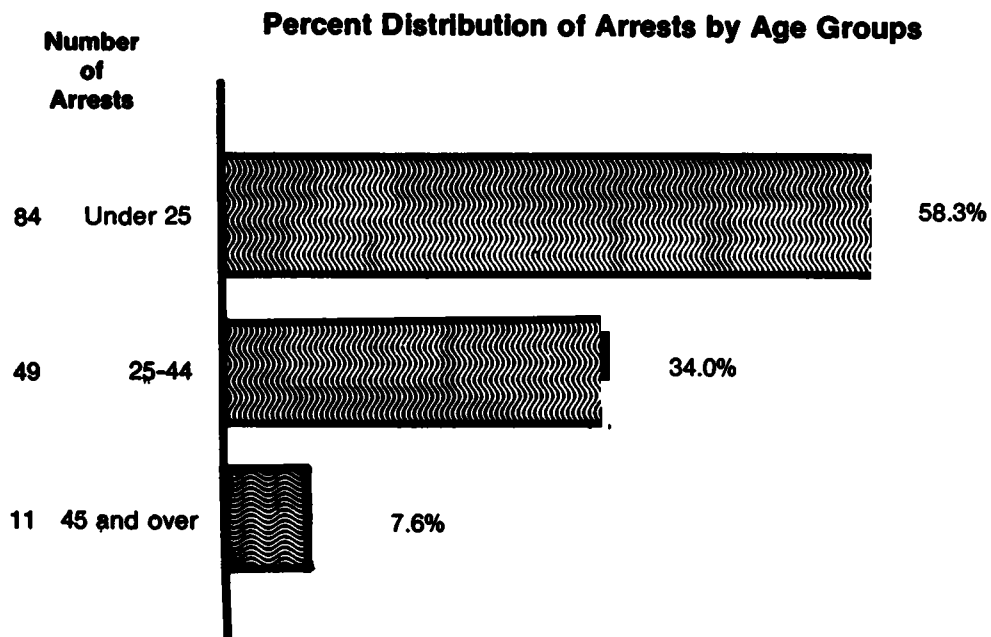
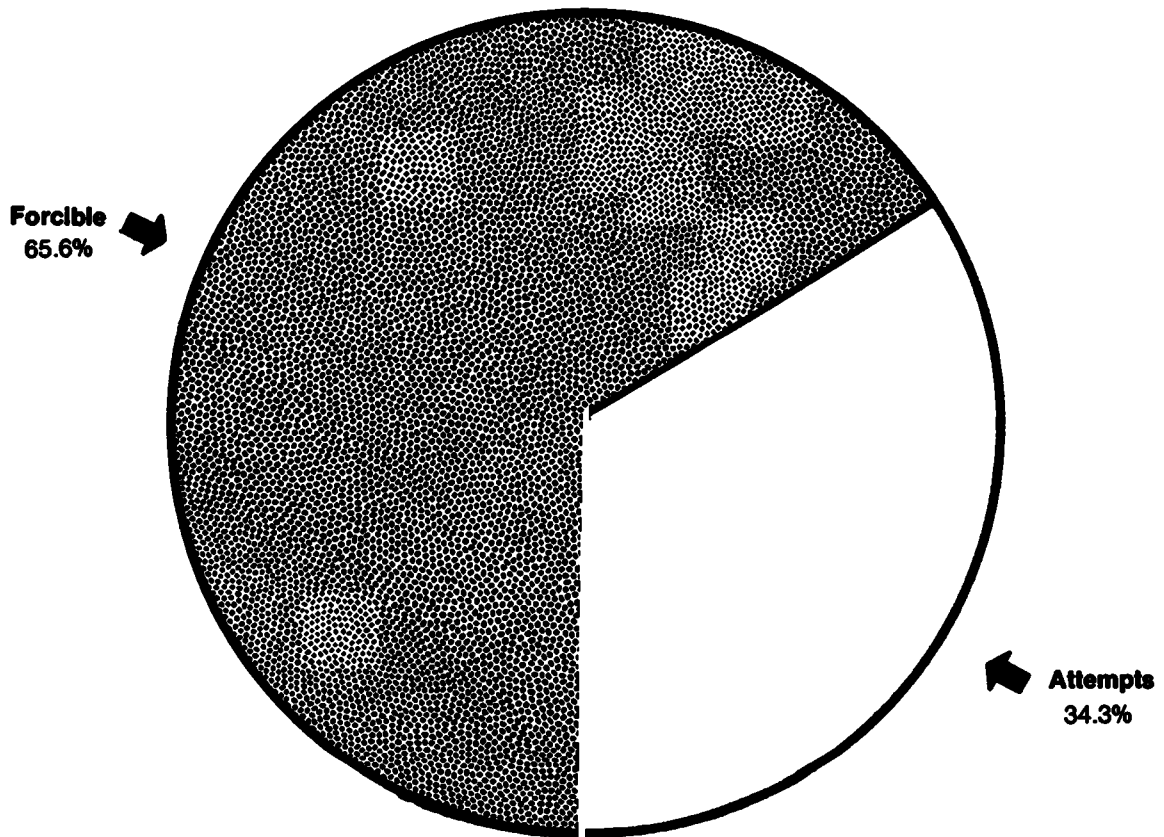
1972-1973



	JAN	FEB	MAR	APR	MAY	JUNE	JULY	AUG	SEPT	OCT	NOV	DEC
1972 - - - -	10	14	7	10	9	13	11	15	15	12	15	15
1973 ———	13	9	20	11	7	13	20	19	9	16	14	12
Percent Change	+30.0	-35.7	+185.7	+10.0	-22.2	0.0	+81.8	+26.7	-40.0	+33.3	-6.7	-20.0

# FORCIBLE RAPE

January - December  
1973





# ROBBERY

Robbery is defined as the felonious and forcible taking of the property of another against his will by violence or by putting him in fear. The element of personal confrontation is always present in this crime. Under the Uniform Crime Reporting Program, all assaults or attempts to rob are included. Robberies are reported in two general categories—armed-any weapon (when any object is used as a weapon) and strong armed which includes muggings and similar offenses where no weapon is used, but strong arm tactics are employed. As a general rule, robbery differs from larceny in that it is aggravated by the element of force or the threat of force.

Robbery, as a crime of violence, has a serious impact on the victim. In many instances, serious injury results. Oftentimes, along with physical injury or without, the victim suffers mental disturbance. Such damage is immeasurable. This is emphasized when the attempt to rob results in the death of the victim. Of course, in this case, the robbery would not be scored since the more serious offense, murder, would be reported and the robbery would serve as the motive. The placing of a dollar value, however, on the damage resulting from this type of offense is an attempt to measure that which is immeasurable.

# **ROBBERY**

## **SUMMARY ANALYSIS**

### **1972-1973**

A total of 490 robberies were reported by law enforcement agencies in the State of West Virginia for the period of January through December, 1973. 556 robberies were reported during the same period of 1972.

Robberies accounted for 22.8 percent of all violent crimes as a group and 1.9 percent of the total crime index.

The robbery rate amounted to 27.5 robberies for each 100,000 persons in the state. This is a 13.2 percent decrease from 1972.

A total of 156 robberies were cleared by arrest or exceptional cleared, representing a clearance rate of 31.8 percent state-wide. The clearance rate for 1972 was 31.7 percent.

16.7 percent of the total number of robberies cleared involved persons under the age of 18.

The age group accounting for the highest percent of persons arrested for robbery, 17.2 percent, occurred in the 25-29 age category. Males accounted for 93.0 percent of all persons arrested for robbery.

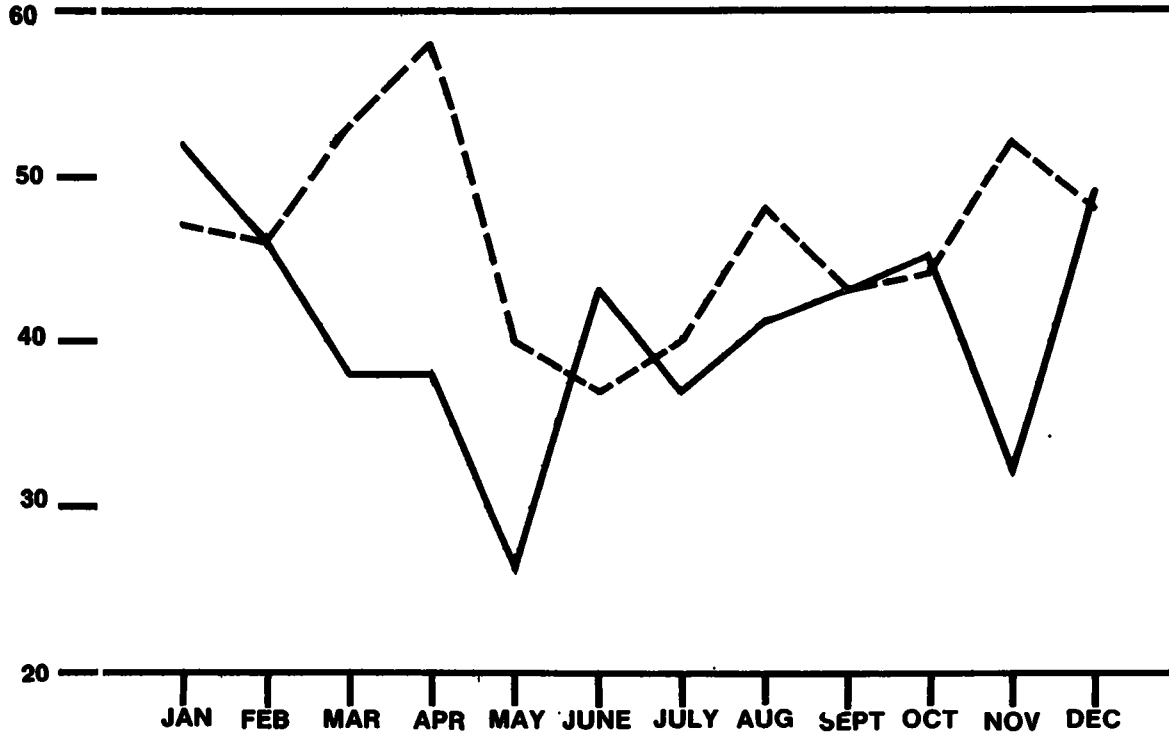
81.6 percent of all persons arrested for robbery were white, and 18.0 percent were negro, and less than 1 percent were of other races.

The largest number of actual offenses of robbery, 190, occurred in the highway category, which represents 38.8 percent of the total robberies. In 1972, the "highway" category also recorded the most actual offenses.

The highest average loss, amounting to \$2,540, occurred in the bank category. The lowest average loss, \$156, occurred in the gas, service station category.

# ROBBERY BY MONTH

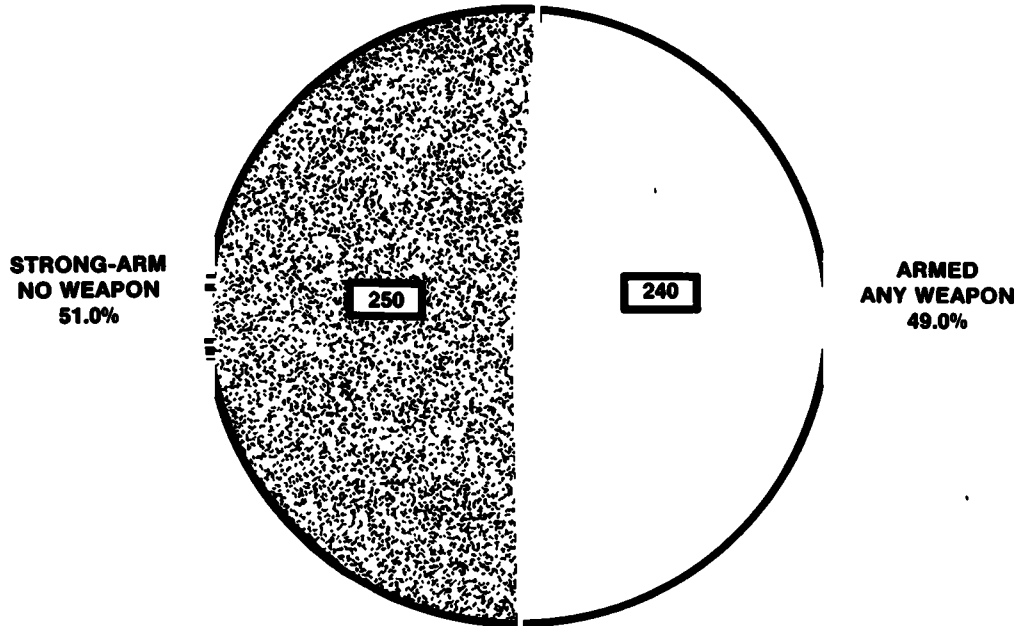
1972-1973



<b>1972</b> - - - -	47	46	53	58	40	37	40	48	43	44	52	48
<b>1973</b> ———	52	46	38	38	26	43	37	41	43	45	32	49
<b>Percent Change</b>	+10.6	0.0	-28.3	-34.5	-35.0	+16.2	-7.5	-14.6	0.0	+2.3	-38.5	+2.1

# ROBBERY

January - December  
1973



Classification		Number of Offenses	Percent Distribution	Total Values	Average Value
Highway	1972	273	49.1	\$ 60,761	\$ 223
	1973	190	38.8	\$ 35,285	\$ 186
Commercial House	1972	70	12.6	\$ 83,612	\$ 1,194
	1973	62	12.7	\$ 65,404	\$ 1,055
Gas, Service Station	1972	42	7.5	\$ 6,576	\$ 157
	1973	40	8.2	\$ 6,222	\$ 156
Chain Store	1972	26	4.7	\$ 46,889	\$ 1,803
	1973	36	7.3	\$ 63,438	\$ 1,762
Residence	1972	67	12.1	\$ 52,871	\$ 789
	1973	58	11.8	\$ 41,997	\$ 724
Bank	1972	3	0.5	\$ 31,874	\$10,625
	1973	2	0.4	\$ 5,080	\$ 2,540
Miscellaneous	1972	75	13.5	\$ 35,831	\$ 478
	1973	102	20.8	\$ 28,528	\$ 280
TOTAL	1972	556	100.0	\$318,414	\$ 573
	1973	490	100.0	\$245,954	\$ 502

# **FELONIOUS ASSAULT**

Felonious assault, as defined under the West Virginia Uniform Crime Reporting Program, is an attempt or offer with unlawful force or violence, to do serious physical injury to another. Attempts are included since it is not necessary that any injury result when a gun, knife, or other weapon is used which would result in serious personal injury if the crime were successfully completed.

The use or attempted use of a dangerous weapon in an assault or the serious injury inflicted by hands, fists, or feet separates this Index offense from those assaults categorized as "simple" and not felonious in nature.

The victim of an actual assault of this type may suffer serious injury or permanent disability and all assaults to kill and attempts to kill are recorded in this area. As with murder, the use of weapons to inflict these serious injuries make this offense a subject for analysis.

# **FELONIOUS ASSAULT**

## **SUMMARY ANALYSIS**

**1972-1973**

A total of 1,395 felonious assaults were reported by law enforcement agencies for 1973. This is a decrease of 89 offenses from 1972.

Felonious Assaults accounted for 64.8 percent of all violent crimes and 5.4 percent of all index crimes.

The rate of Felonious Assaults amounted to 78.3 assaults for each 100,000 persons, a decrease of 7.6 percent from 1972.

A total of 1,112 Felonious Assaults were cleared by arrest or exceptionally cleared, which represents a clearance rate of 79.7 percent state-wide. The clearance rate for the same period last year was 84.8 percent.

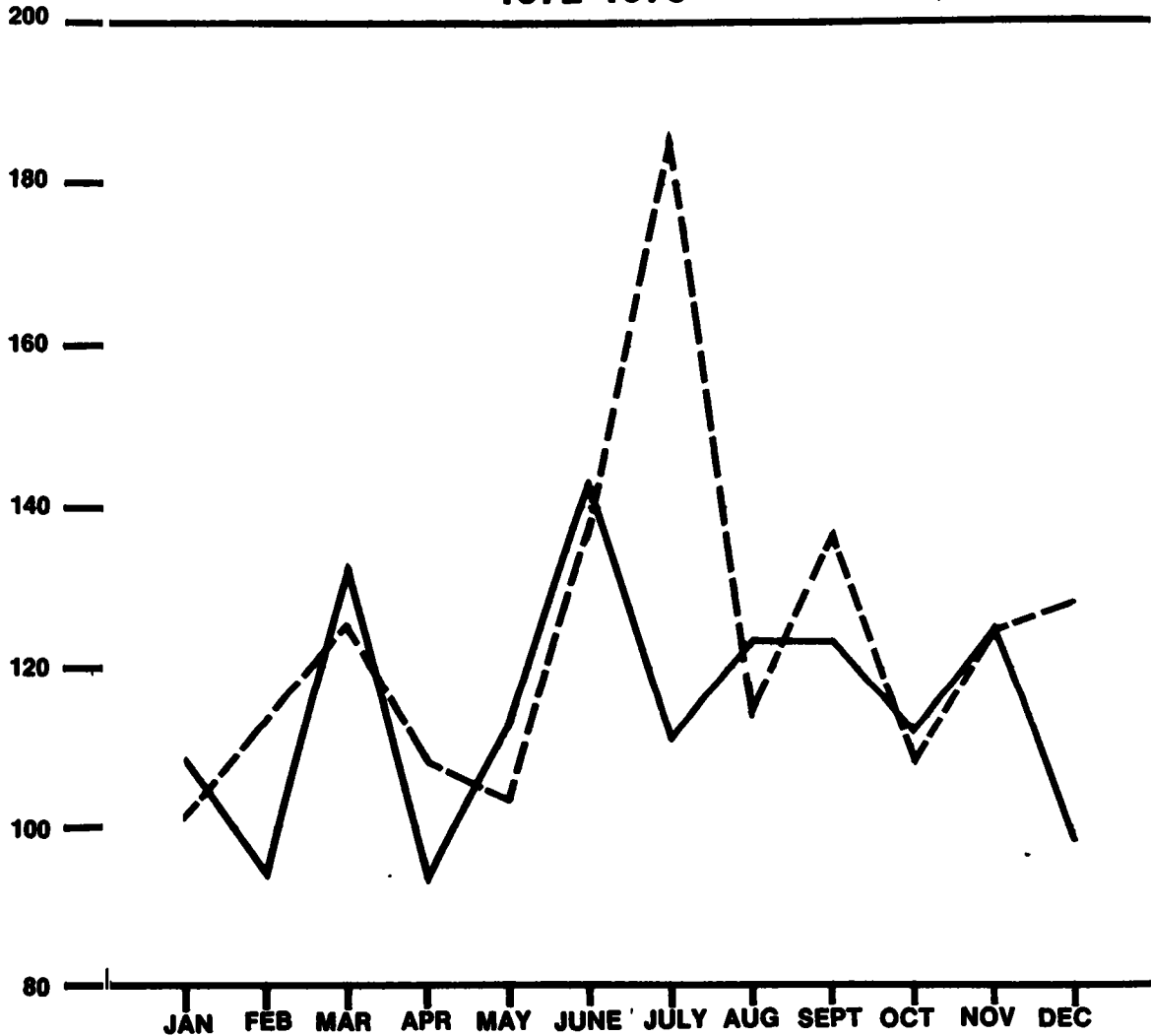
8.6 percent of all assaults were cleared by the arrest or exceptional clearance of persons under the age of 18, as compared to 6.5 percent in 1972.

Analysis of Felonious Assault arrests by race indicates that 82.5 percent of all persons arrested were White and 17.5 percent were Negro.

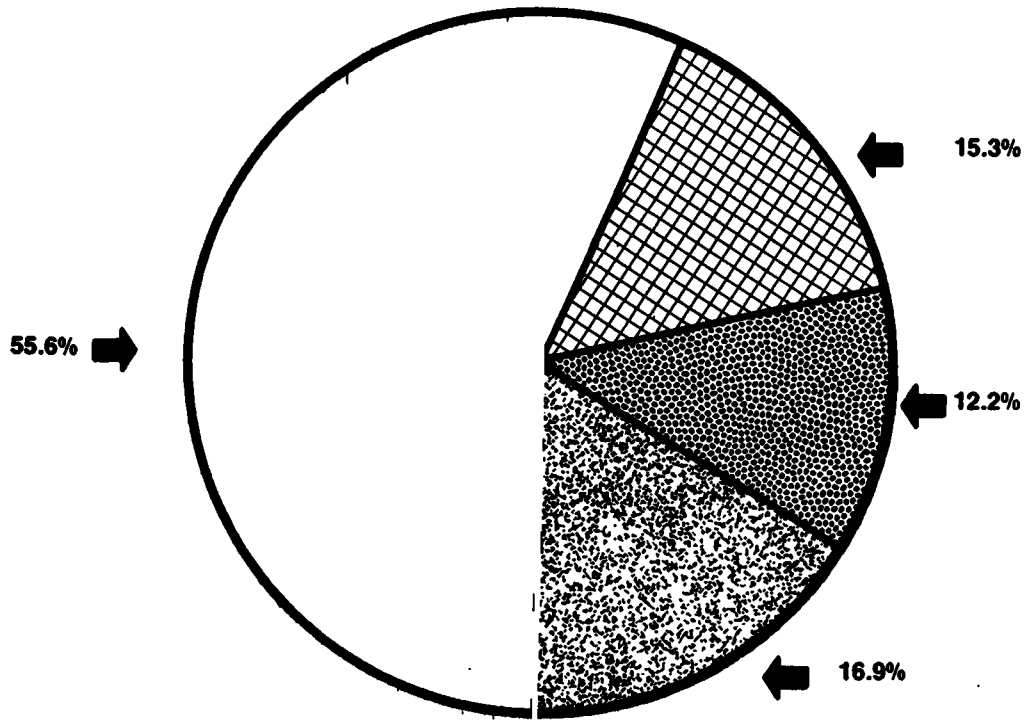
Of all weapons used in Felonious Assaults, the use of personal weapons (hands, feet, fists, etc.) was the most prevalent, representing 775 offenses and composing 55.6 percent of all Felonious Assaults.

# FELONIOUS ASSAULT BY MONTH





1972-1973



1972	101	113	125	108	103	138	185	114	136	108	125	128
1973	108	94	132	93	113	143	131	123	123	112	125	98
Percent Change	+6.9	-16.8	+5.6	-13.9	+9.7	+5.6	-29.2	+7.9	-9.6	+3.7	0.0	-23.4



**NUMBER OF ASSAULTS**

- 236  OTHER DANGEROUS WEAPONS
- 170  GUN
- 214  KNIFE OR CUTTING INSTRUMENT
- 775  HANDS, FIŞT, FEET

**FELONIOUS ASSAULT  
—WEAPON USED—  
January - December  
1973**

**1,395 TOTAL FELONIOUS ASSAULTS**



# **BREAKING AND ENTERING**

Under this Program, breaking and entering is defined as an unlawful entry or attempted forcible entry of any structure to commit a felony or larceny.

Data collection for this offense is further categorized as to forcible entries, unlawful entries where no force is used, and attempted forcible entries.

As with other nonviolent crimes, the motive of personal gain coupled with the element of opportunity, results in the commission of this offense by both the amateur and the professional perpetrator. Only the absence of confrontation and the use of force separate this crime from robbery of the violent crime group. However, detection during commission many times results in a confrontation of the victim by the perpetrator demonstration why this offense is considered the most serious of the nonviolent crime group.

The volume of this offense presents the police with a serious enforcement problem made more difficult in many areas by the lack of sufficient personnel to act a a deterrent and to provide successful solutions to these crimes.

# **BREAKING AND ENTERING**

## **SUMMARY ANALYSIS**

**1972-1973**

A total of 7,318 Breaking and Enterings were reported by law enforcement agencies in 1973. This is an increase of 126 offenses over the same period of 1972.

Breaking and Enterings accounted for 30.9 percent of all property crime and 28.3 percent of all index offenses.

The Breaking and Entering rate for 1973 was 410.9 per 100,000 population. The rate for the same period of 1972 was 410.5 per 100,000 population.

A total of 1,468 Breaking and Enterings were cleared by arrest or exceptionally cleared. This amounts to a clearance rate of 20.1 percent state-wide, as compared to a clearance rate of 21.7 percent in 1972.

The age group accounting for the highest percentage of persons arrested for Burglary, 12.3 percent, occurred in the age 17 category. Males accounted for 95.9 percent of all persons arrested for Breaking and Entering. 42.4 percent of the total number of Breaking and Enterings were cleared by the arrest or exceptional clearance of persons under 18, as compared to 36.7 percent in 1972.

88.2 percent of all persons arrested for Breaking and Entering were White, and 11.8 percent were Negro.

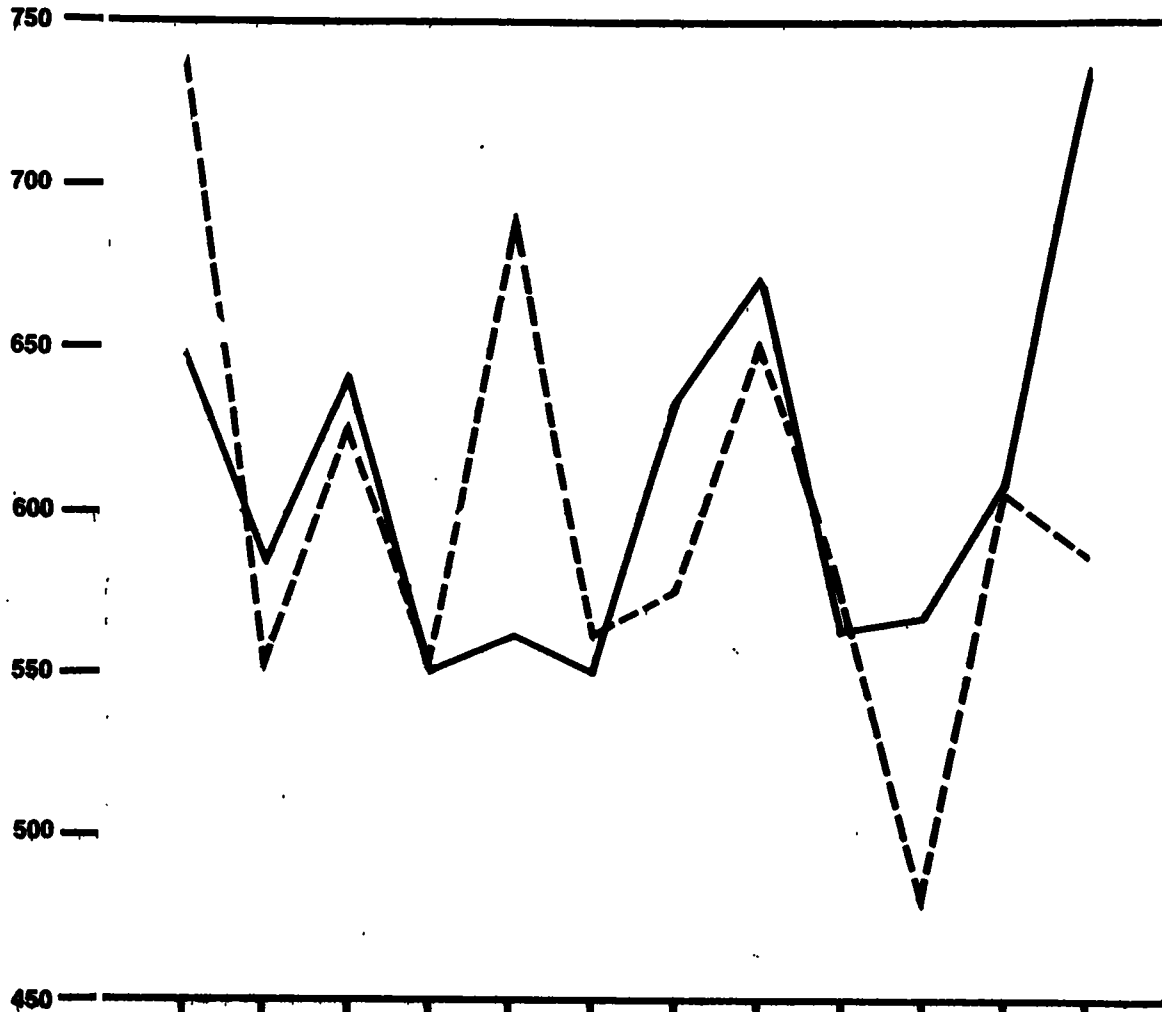
Of the three categories of Breaking and Entering, forcible entry was the most prevalent, with 5,727 offenses. This figure represents 78.2 percent of the total Breaking and Enterings committed. 15.4 percent were unlawful entry (no force), while 6.3 percent were attempts.

Residential burglary accounted for 48.8 percent of the total, an increase of 7.7 percent over 1972.

63.7 percent of all Breaking and Enterings (where time was known) were committed during the night hours.

# BREAKING & ENTERING BY MONTH

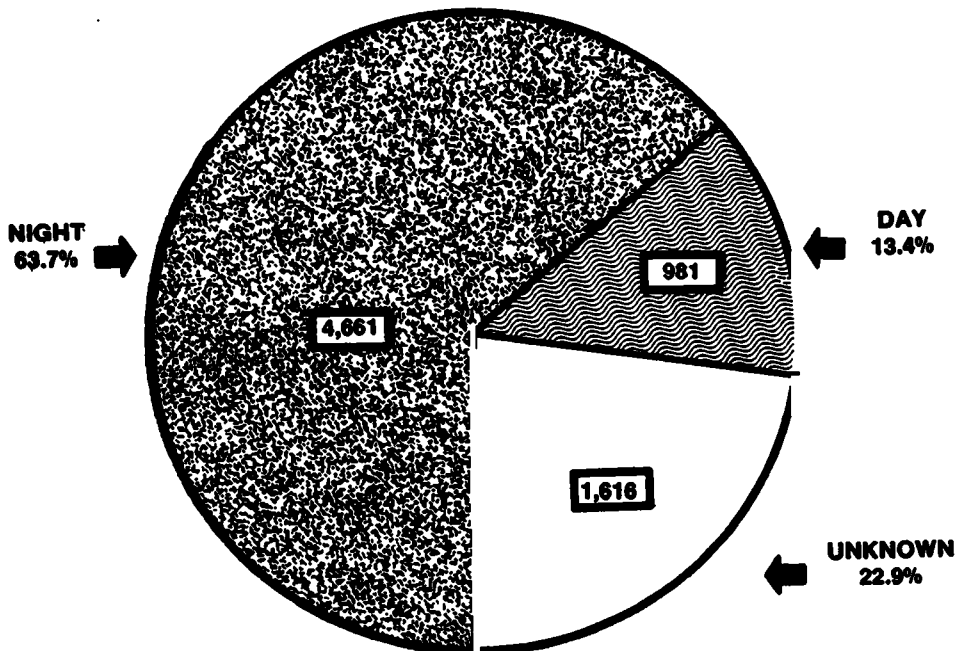
1972-1973



	JAN	FEB	MAR	APR	MAY	JUNE	JULY	AUG	SEPT	OCT	NOV	DEC
1972 - - - -	737	554	625	553	689	561	575	651	576	478	606	587
1973 ————	646	584	641	553	563	550	634	672	563	567	610	735
Percent Change	-12.3	+5.4	+2.6	0.0	-18.3	-2.0	+10.3	+3.2	-2.3	+18.6	+0.6	+25.2

Classification		Number of Offenses	Percent Distribution	Total Values	Average Values	
RESIDENCE	1972	3,257	45.3	\$ 811,443	\$249	
	1973	3,571	48.3	\$ 998,333	\$280	
Night	1972	1,655	23.0	\$ 458,123	\$277	
	1973	1,738	23.7	\$ 491,003	\$283	
Day	1972	665	9.3	\$ 136,340	\$205	
	1973	820	11.2	\$ 158,347	\$193	
Unknown	1972	937	13.0	\$ 216,980	\$232	
	1973	1,013	13.8	\$ 348,983	\$345	
NONRESIDENCE	1972	3,935	54.7	\$1,398,366	\$355	
	1973	3,747	51.2	\$1,175,598	\$314	
Night	1972	3,222	44.8	\$1,141,035	\$354	
	1973	2,923	39.9	\$ 995,888	\$341	
Day	1972	185	2.6	\$ 115,760	\$626	
	1973	161	2.2	\$ 41,187	\$256	
Unknown	1972	528	7.3	\$ 141,571	\$268	
	1973	663	9.1	\$ 138,523	\$209	
TOTAL for West Virginia		1972	7,192	100.0	\$2,209,809	\$307
		1973	7,318	100.0	\$2,173,931	\$297

**BREAKING  
AND  
ENTERING  
January - December  
1973**



# LARCENY—THEFT

Larceny-Theft is the unlawful taking or stealing of property or articles of value without the use of force, violence, or fraud. It includes crimes such as shoplifting, pocket-picking, purse-snatching, thefts from autos, theft of auto parts and accessories, bicycle thefts, etc. In the UCR Program this crime category does not include embezzlement, "con" games, forgery, and worthless checks. Auto theft is excluded from this category for crime reporting purposes inasmuch as it is a separate crime index offense.

Larceny offenses cleared by police arrest are dramatically affected by the nature of the crime. As with other nonviolent crimes, opportunity and stealth, working in favor of the perpetrator and against police detection, reduce solutions for this offense.

As with other offenses against property, larceny is primarily a crime of opportunity. Types of larcenies will differ in volume depending upon the opportunity for theft offered in a given area.

When average value is applied to the reported crimes in this category, the dollar loss to victims was \$210. It is true that a portion of goods stolen was recovered and returned to victims, but the relatively low percentage of crimes cleared by arrest, and the lack of specific identification characteristics on such property indicates these recoveries will not materially reduce the overall loss. In addition, many offenses in this category, particularly where the value of the goods stolen is small, never come to police attention.

**NOTE: In the past, Larceny \$50 and over has been used as one of the Crime Index Offenses. Effective January, 1973, total larceny-theft is being used instead of the larceny \$50 and over category. Larceny-Theft is primarily a crime of opportunity and in most instances, the value of property taken is incidental to the actual criminal act.**

# **LARCENY THEFT**

## **SUMMARY ANALYSIS**

**1972-1973**

A total of 14,512 Larcenies were reported by law enforcement agencies in West Virginia during 1973. When compared with the number of Larcenies reported during 1972, a 6.3 percent increase is noted.

Larceny accounted for 61.2 percent of the non-violent property crimes and 56.1 percent of all index offenses.

The Larceny rate for West Virginia amounted to 814.8 per 100,000 population during 1973. This is an increase of 102.8 percent over 1972.

There were 3,863 Larcenies cleared by arrest or exceptionally cleared. This represents a state-wide clearance rate of 26.6 percent. The clearance rate for 1972 was 21.6 percent. Of all Larceny offenses cleared, 25.9 percent involved juveniles as compared to 34.9 percent in 1972.

The age group responsible for the highest percentage of persons arrested for Larceny, 10.4 percent, occurred in the 13-14 age group. Males accounted for 75.9 percent of all persons arrested for Larceny.

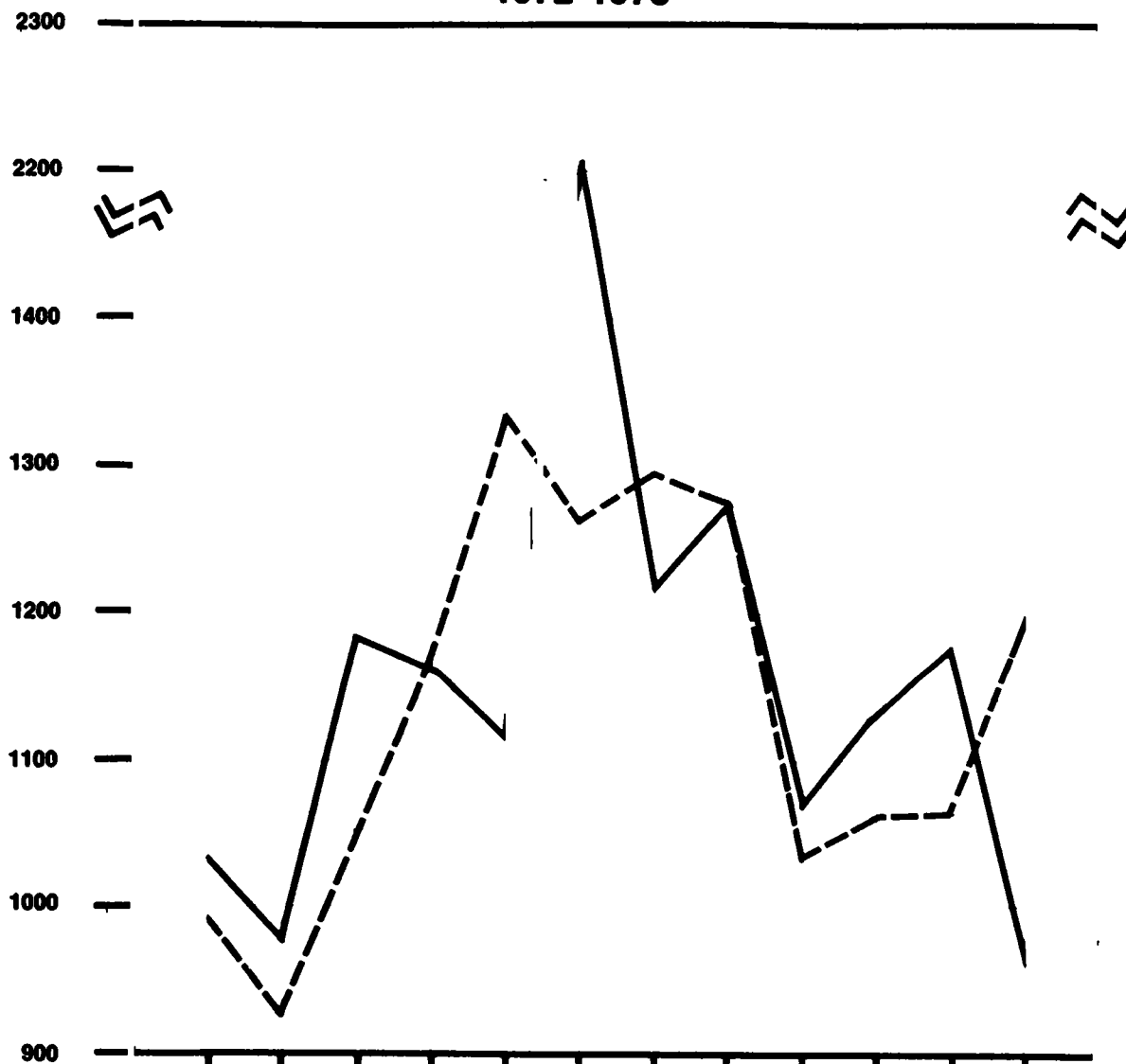
88.9 percent of all persons arrested for Larceny were White, and 11.1 percent were Negro.

During 1973 the value of property stolen in actual cases of Larceny totaled \$3,049,961, an increase of 54.8 percent over 1972. This value constitutes 38.4 percent of the total value of property stolen for all offenses.

Excluding the "all other" category, thefts from autos was first in rank of occurrence and resulted in the highest dollar loss for all theft categories. Thieves netted \$469,401 from thefts from autos.

# LARCENY BY MONTH

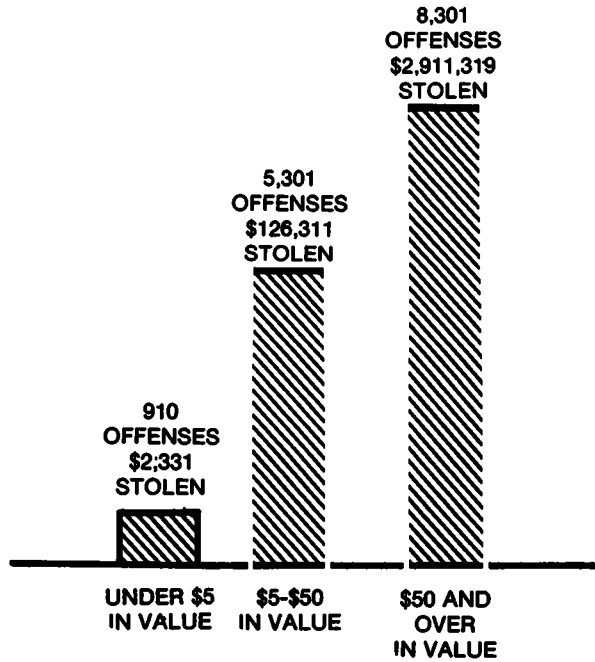
1972-1973



	JAN	FEB	MAR	APR	MAY	JUNE	JULY	AUG	SEPT	OCT	NOV	DEC
1972	993	927	1051	1169	1334	1262	1295	1273	1031	1059	1064	1191
1973	1031	977	1183	1161	1118	2208	1219	1273	1068	1130	1177	967
Percent Change	+3.8	+5.4	+12.6	-0.6	-16.2	+74.8	-5.9	0.0	+3.6	+6.7	+10.6	-18.8

# LARCENY

January - December  
1973



Classification		Number of Offenses	Percent of Distribution	Total Values (Dollars)	Average Values (Dollars)
Pocket-Picking	1972	89	0.7	14,253	160
	1973	50	0.3	4,426	89
Purse-Snatching	1972	137	1.0	10,922	80
	1973	148	1.0	9,674	65
Shoplifting	1972	1,137	8.3	27,585	24
	1973	1,061	7.3	20,022	19
From Autos	1972	3,273	24.0	431,316	132
	1973	3,120	21.5	469,401	150
Auto Parts & Accessories	1972	3,279	24.0	252,186	77
	1973	2,883	19.9	221,595	77
Bicycles	1972	1,204	8.8	55,313	46
	1973	1,444	9.9	89,347	62
From Buildings	1972	2,024	14.8	473,110	234
	1973	2,041	14.1	442,023	217
Coin-Operated Machines	1972	232	1.7	14,015	60
	1973	229	1.6	13,255	58
All Other	1972	2,275	16.7	691,554	304
	1973	3,536	24.4	1,780,218	503
TOTAL	1972	13,650	100.0	1,970,254	144
	1973	14,512	100.0	3,049,961	210



# **AUTO THEFT**

In Uniform Crime Reporting Auto Theft includes all thefts of a motor vehicle. This includes all vehicles which can be registered as a motor vehicle in this State. This definition excludes taking a motor vehicle for temporary use, such as a family situation, or unauthorized use by others having lawful access to the vehicle, such as chauffeurs, etc.

The crime of auto theft has been labeled primarily as a crime of opportunity. The youthful offender finds the automobile easily accessible for transportation for any purpose. The remaining auto thefts are mainly for the purpose of resale, theft of parts, and for use in committing other crimes.

# **AUTO THEFT**

## **SUMMARY ANALYSIS**

**1972-1973**

A total of 1,882 Auto Thefts were reported to law enforcement agencies of West Virginia during 1973. This number reflected a 1.3 percent decrease from the total number of Auto Thefts reported in 1972.

Auto Thefts made up 7.9 percent of all property crime and 7.3 percent of the Total Crime Index.

The Auto Theft rate for West Virginia during 1973 was 105.7 per 100,000 inhabitants. This is a decrease of 2.8 percent from the crime rate of 1972.

There was a total of 589 Auto Thefts cleared by arrest or exceptionally cleared, representing a state-wide clearance rate of 31.3 percent. The clearance rate during 1972 was 32.0 percent. 31.6 percent of the total number of Auto Thefts cleared involved juveniles. This is a 4.3 percent increase over 1972.

The age group responsible for the highest percentage of persons arrested for Auto Theft, 12.9 percent, occurred in the age 16 category.

89.6 percent of all persons arrested for Auto Theft were males. 91.7 percent were White, 8.1 percent were Negro and less than 1 percent were of other races.

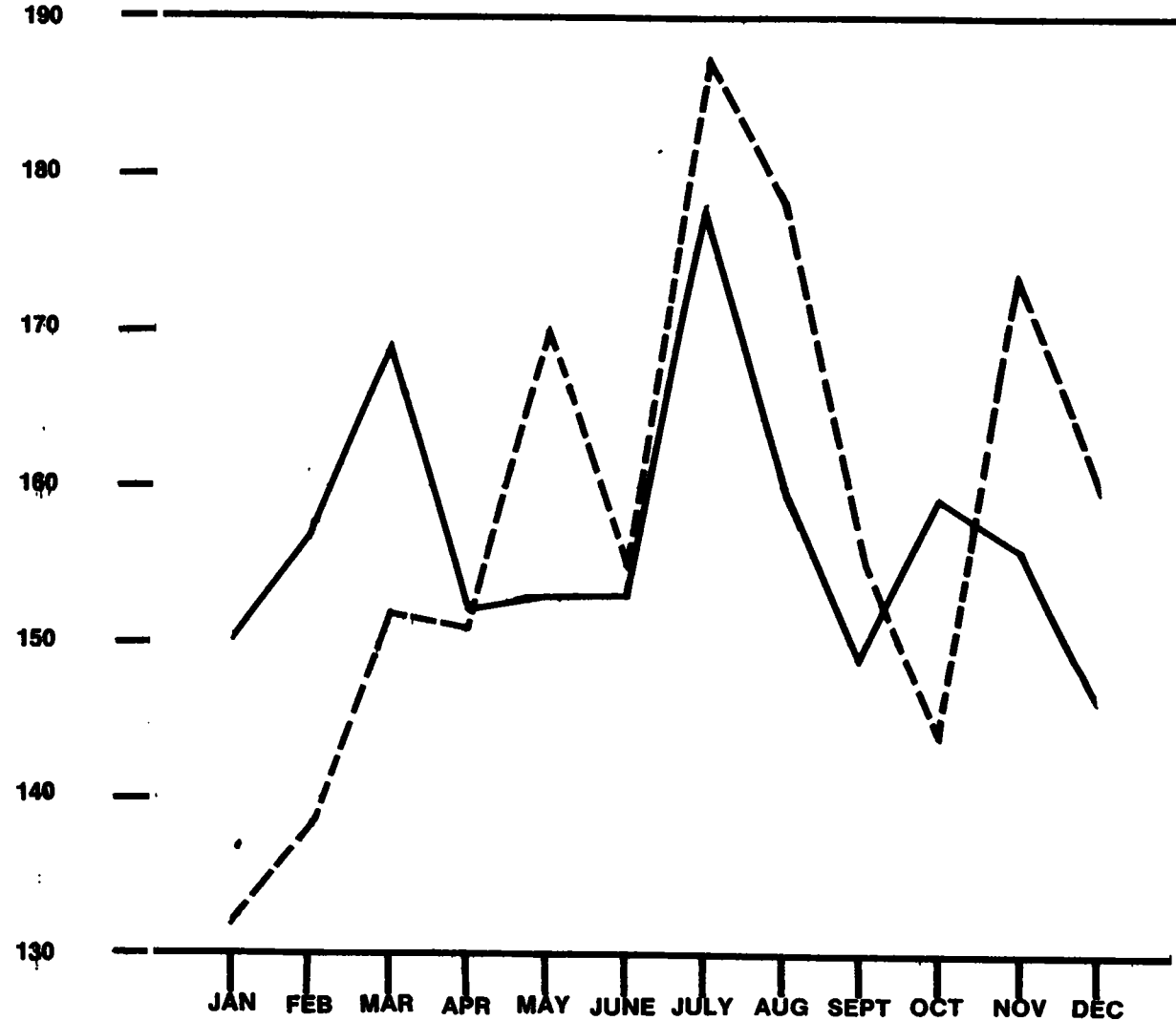
Of the 1,882 autos stolen, 1,321 or 70.2 percent were recovered. This is an increase of 5.7 percent over 1972. 76.8 percent of all vehicles recovered were recovered in the same jurisdiction from which they were stolen.

The total value of autos stolen during the period was \$2,457,662. Autos valued at \$1,753,920 were recovered.

The average dollar value of autos stolen during 1973 was \$1,306.

# AUTO THEFT BY MONTH

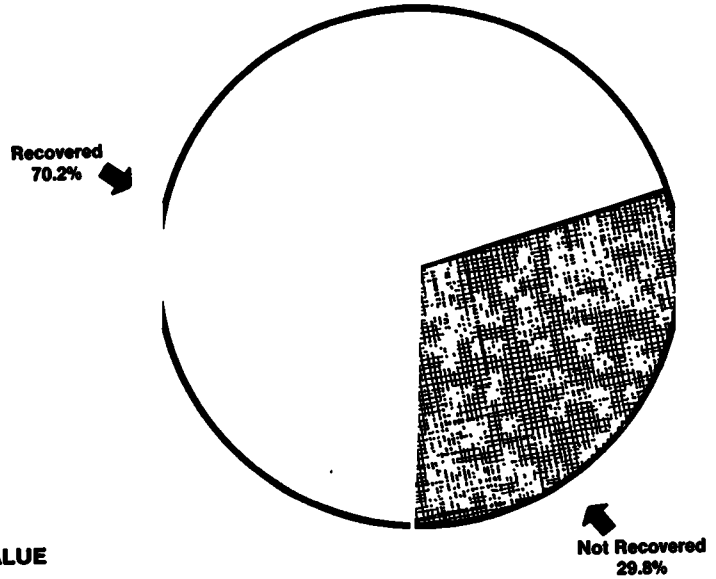
1972-1973




	JAN	FEB	MAR	APR	MAY	JUNE	JULY	AUG	SEPT	OCT	NOV	DEC
1972 - - - -	142	138	152	151	170	155	187	178	156	144	174	160
1973 ————	150	157	169	152	153	153	178	160	149	159	156	146
Percent Change	+5.6	+13.8	+11.2	+0.6	-10.0	-1.3	-4.8	-10.1	-4.5	+10.4	-10.3	-8.8

**AUTO THEFT**  
**JANUARY - DECEMBER**  
**1973**


**PERCENT AUTOS RECOVERED**



**AUTO THEFT VALUE**



**AUTOMOBILES RECOVERED**



**WEST VIRGINIA  
ARREST DATA**

## WEST VIRGINIA ARREST INFORMATION

The West Virginia Uniform Crime Reporting Program requires the daily and monthly reporting of data concerning persons arrested in the State. A record of total arrest activity for criminal acts in both Part I and Part II Crime Classes is received from 265 county, state and municipal law enforcement agencies and is analyzed and arranged according to age, sex and race of persons arrested. Traffic arrests except Driving While Intoxicated are not reported. A total of 70,418 arrests for Part I and Part II criminal acts were reported during 1973, an increase of 7,322 arrests over 1972. Based on 1973 population estimates, this represents a state-wide arrest rate of 3,951.9 arrests per each 100,000 persons in West Virginia as compared to 3,601.3 in 1972.

$$\frac{70,418}{17,210,000} \times 100,000 = 3951.9$$

$$\frac{70,418}{17,210,000} \times 100,000 = 3951.9$$

A person is counted on the monthly arrest report each time he is arrested or summonsed. It should be kept in mind that the volume of arrests may vary from time to time due to the differences in local arrest procedures and policies. It should be noted that a person may be arrested several times during a given month for the same or different offenses. This occurs frequently for such crimes as drunkenness, disorderly conduct, and similar offenses. A juvenile is counted as "arrested" when the circumstances are such that if he or she were an adult, an arrest would be counted or when police or other official action beyond a mere interview, warning or admonishment is taken.

Arrest figures do not indicate the number of individuals arrested or summonsed since, as has been pointed out, one person may be arrested several times during the month. However, arrest information is useful in measuring the extent of law enforcement activity in a given geographical area as well as providing an index for measuring the involvement in criminal acts by the age, sex and race of the perpetrators.

10.0 percent of all reported arrests for 1973 were for Part I Offenses (murder, manslaughter, forcible rape, robbery, felonious assault, breaking and entering, larceny-theft and auto theft). Analysis of total Part I Arrests indicates that larceny comprised the highest percent of all arrests for Part I Crimes, amounting to 47.7 percent. The highest percent of arrests for Part II Offenses involved the drunkenness category, amounting to 56.0 percent of all reported arrests for Part II Crimes.

## VIOLENT CRIME

Arrests for crimes of violence (murder, forcible rape, robbery, and felonious assault) on a state-wide basis amounted to 16.9 percent of all arrests for the Part I Offenses and 1.7 percent of the total arrests for all other offenses. A further evaluation indicates that arrests for felonious assault were the most frequent, representing 59.8 percent of the total arrests for violent crimes.

## **PROPERTY CRIME**

Property Crime arrests (breaking and entering, larceny-theft and auto theft) comprised 82.4 percent of all arrests for Part I Offenses and 8.2 percent of all arrests.

The highest percentage of property crime arrests, 57.9 percent, occurred in the larceny category.

## **NARCOTIC DRUG LAW ARRESTS**

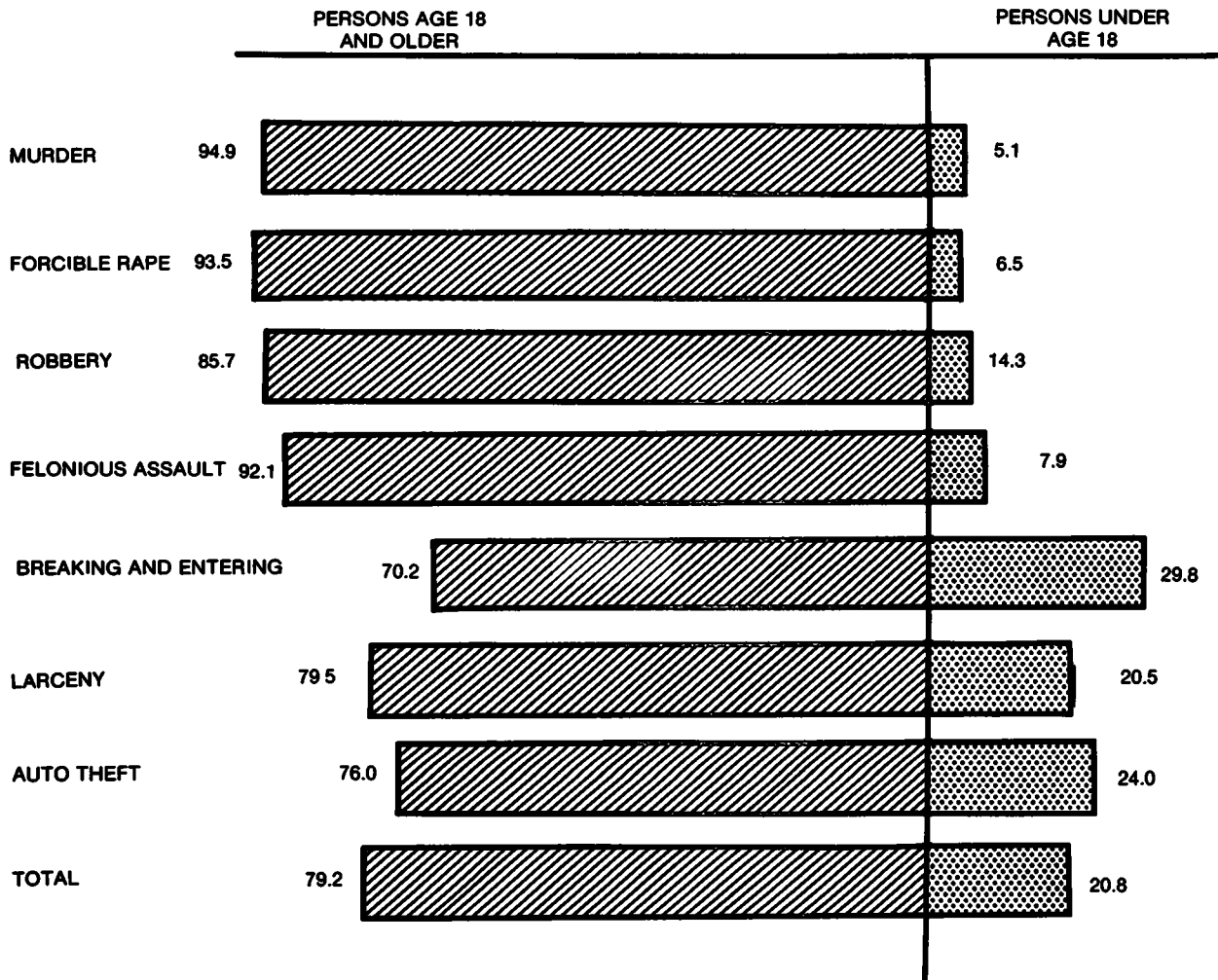
Information concerning arrests for narcotic drug law violations is collected and analyzed according to specific drug categories. During 1973, a total of 1,764 arrests were made for narcotic drug law violations, an increase of 981 arrests over 1972. Evaluation of data reported for 1973 disclosed that 63.0 percent of all persons arrested for narcotic drug law violations were under the age of 21. More than 23.6 percent of those arrested were under 18. Analysis of individual drug categories showed that the highest percentage of arrests, 75.6 percent, involved marijuana. The lowest percentage of arrests occurred in the opium and cocaine category, amounting to only 4.6 percent

## **GAMBLING ARRESTS**

Arrests for gambling offenses during 1973 amounted to 0.4 percent of all reported arrests for Part I and Part II Offenses. 95.3 percent of those arrested for gambling were males. Persons under the age of 18 made up 0.3 percent of all gambling arrests. While the highest percent of arrests, 15.1 percent, occurred in the 45-49 age category. A total of 299 gambling arrests were reported during 1973, a decrease of 198 arrests from 1972.

# PERCENT ANALYSIS OF INDEX OFFENSES CLEARED BY ARREST

January - December, 1973






# COMPARISON OF ADULT AND JUVENILE ARRESTS

January - December  
1973

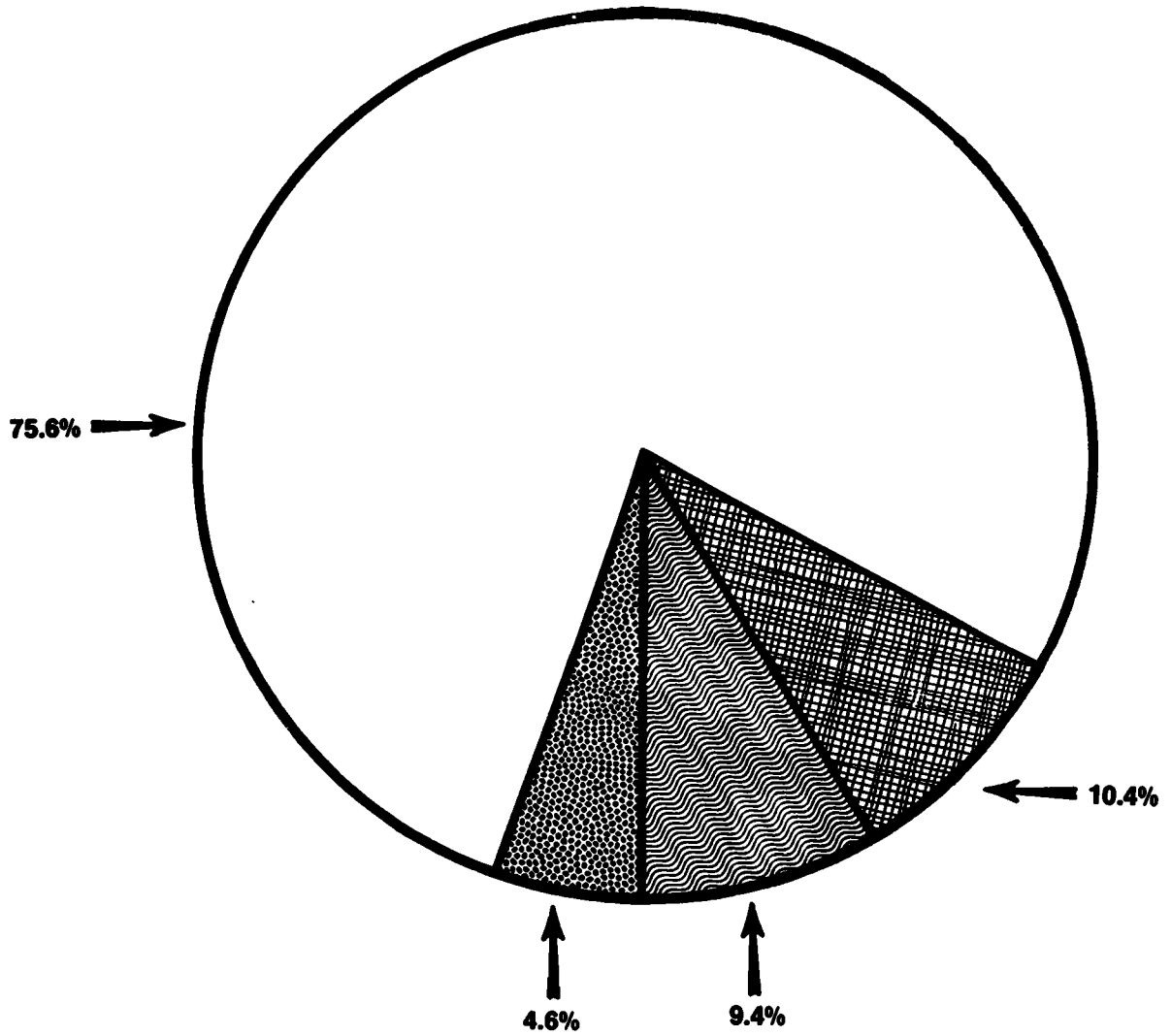
ADULTS (AGE 18 & OVER)





JUVENILE (UNDER 18)



# ANALYSIS OF NARCOTIC DRUG LAW ARRESTS

January - December, 1973



- 82  Opium, Cocaine and its derivatives
- 1,334  Marijuana
- 183  Synthetic Narcotics
- 165  Other Non-Narcotic Drugs

**WEST VIRGINIA  
1973 NARCOTIC DRUG LAW ARRESTS  
BY AGE**

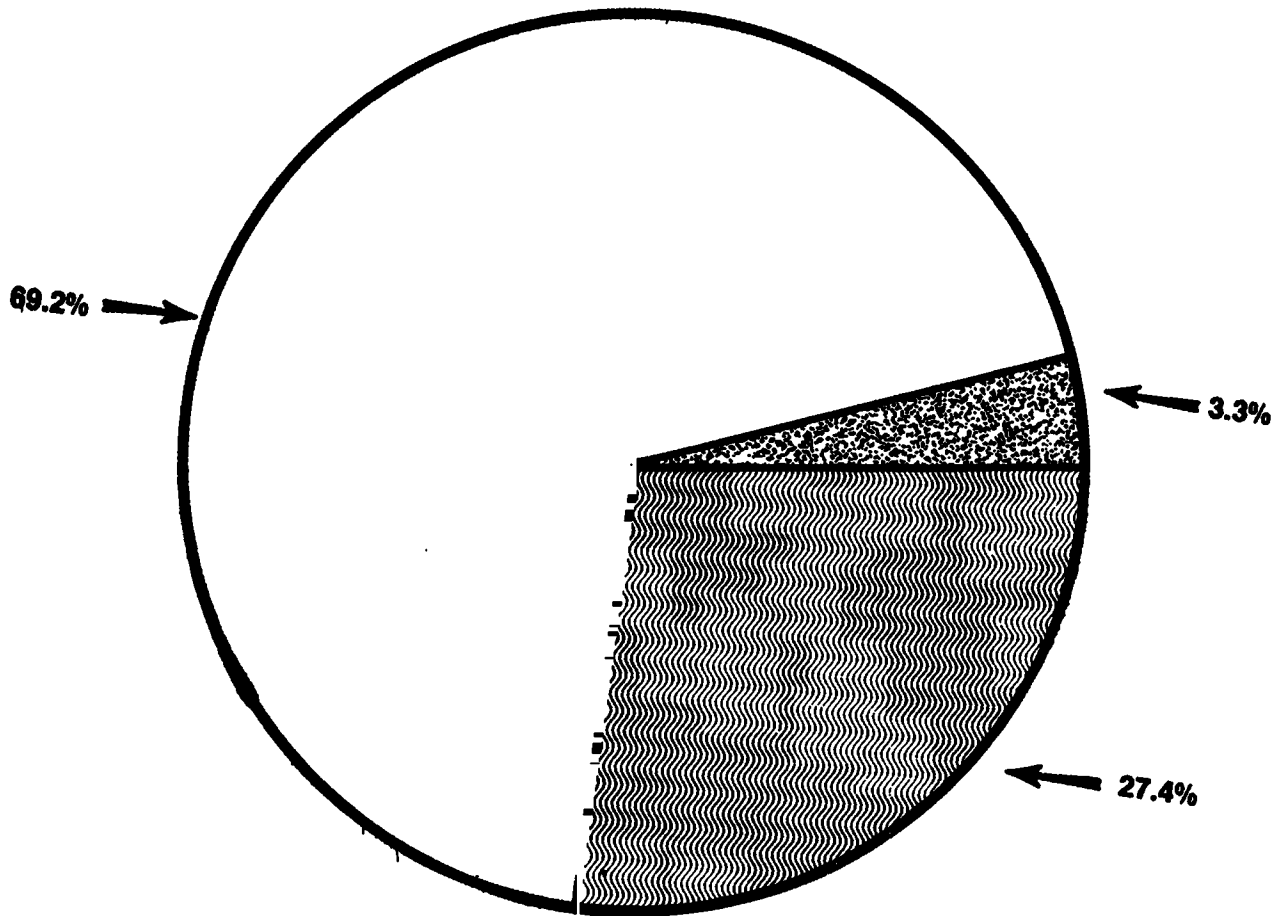
Offense	10 and Under	11-12	13-14	15	16	17	Total Under 18	18	19	20	21	22	23	24	25-29	30-34	35-39	40-44	45-49	50-54	55-59	60-64	65 And Over	Total 18 And Over	Grand Total
Narcotic Drug Laws--Total	3	24	78	112	201	418	418	239	253	201	159	123	104	74	135	27	9	4	5	4	3	6	1,346	1,784	
Opium, Cocaine and their Derivatives				1	2	3	6	4	19	12	12	4	7	10	1	1			1	2			79	82	
Marijuana	3	15	63	93	160	334	334	188	199	156	115	90	78	51	89	19	7	4	2	2			1,000	1,334	
Synthetic Narcotics		4	7	6	14	31	31	25	30	17	20	11	10	6	25	4	1		2		1		152	183	
Other Dangerous Non-Narcotic Drugs		5	8	12	25	50	50	20	20	9	12	10	12	10	11	3			1	1		6	115	165	

**WEST VIRGINIA  
1973 NARCOTIC DRUG LAW ARRESTS  
SEX AND RACE**

Offense	Total	Sex		Race					
		Male	Female	White	Negro	Indian	Chinese	Japanese	All Other
Narcotic Drug Laws—Total	1,764	1,530	234	1,647	116				1
Opium, Cocaine and their Derivatives	82	68	14	72	10				
Marijuana	1,334	1,164	170	1,254	80				
Synthetic Narcotics	183	154	29	170	12				1
Other Dangerous Non-Narcotic Drugs	165	144	21	151	14				

# ANALYSIS OF GAMBLING ARRESTS

January - December, 1973



10  BOOKMAKING—HORSE & SPORTS BOOKS

82  NUMBERS AND LOTTERY

207  ALL OTHER GAMBLING



**TOTAL WEST VIRGINIA ARRESTS**

January - December, 1973

Offenses	Number of Arrests	Percent Distribution	Rate Per 100,000 Inhabitants
Murder	87	0.1	4.9
Manslaughter	51	0.1	2.9
Forcible Rape	144	0.2	8.1
Robbery	244	0.4	13.7
Felonious Assault	708	1.0	39.8
Breaking and Entering	1,817	2.6	102.0
Larceny-Theft	3,347	4.8	187.9
Auto Theft	614	0.9	34.5
<b>Subtotal for Part I Offenses</b>	<b>7,012</b>	<b>10.0</b>	<b>393.7</b>
Other Assaults	2,600	3.7	146.3
Arson	86	0.1	4.8
Forgery and Counterfeiting	257	0.4	14.4
Fraud	1,348	1.9	75.7
Embezzlement	32	0.1	1.8
Stolen Property: Buying, Receiving, Possession	273	0.4	15.3
Vandalism	712	1.0	40.0
Weapons: Carrying, Possession, etc.	842	1.2	47.3
Prostitution and Commercialized Vice	156	0.2	8.8
Sex Offenses (Except Forcible Rape and Prostitution)	179	0.3	10.1
Narcotic Drug Laws	1,764	2.5	99.0
Gambling	299	0.4	16.8
Offenses Against Family and Children	838	1.2	47.1
Driving Under the Influence	4,980	7.1	279.6
Liquor Laws	519	0.7	29.1
Drunkenness	35,534	50.5	1,995.2
Disorderly Conduct	1,716	2.4	96.3
Vagrancy	58	0.1	3.3
Other (Except Traffic)	9,518	13.5	534.4
Curfew and Loitering Law Violations	577	0.8	32.4
Runaways	1,118	1.6	62.8
<b>Subtotal for Part II Offenses</b>	<b>63,406</b>	<b>90.0</b>	<b>3,560.2</b>
<b>TOTAL For West Virginia</b>	<b>70,418</b>	<b>100.0</b>	<b>3,953.9</b>

**TOTAL ARRESTS BY AGE**

January - December, 1973

Offenses	10 and Under	11-12	13-14	15	16	17	Total Under 18
Murder				1	4	3	8
Manslaughter				1	4	3	8
Forcible Rape				2	6	8	16
Robbery		7	8	5	7	13	40
Felonious Assault	6	3	13	11	21	20	74
Breaking and Entering	45	78	217	175	207	223	945
Larceny-Theft	58	119	349	282	322	284	1,414
Auto Theft	3	8	75	78	79	73	316
<b>Subtotal for Part I Offenses</b>	<b>112</b>	<b>215</b>	<b>662</b>	<b>555</b>	<b>650</b>	<b>627</b>	<b>2,821</b>
Other Assaults	7	18	36	31	44	80	216
Arson	2	0	4	5	4	6	21
Forgery and Counterfeiting		3	7	4	17	18	49
Fraud		2	4	5	7	8	26
Embezzlement		1	1	2		4	8
Stolen Property: Buying, Receiving, Possession		4	12	20	16	18	70
Vandalism	28	35	77	61	65	45	311
Weapons: Carrying, Possession, etc.		2	8	12	14	27	63
Prostitution and Commercialized Vice		1					1
Sex Offenses (Except Forcible Rape & Prostitution)	3	4	9	5	9	5	35
Narcotic Drug Laws		3	24	78	112	201	418
Gambling						1	1
Offenses Against Family and Children			16	12	7	12	47
Driving Under the Influence				1	11	42	54
Liquor Laws		1	8	5	2	6	22
Drunkenness		8	78	121	262	410	879
Disorderly Conduct	1	7	36	37	62	83	226
Vagrancy			1	2	2	8	13
All Other (Except Traffic)	33	84	269	295	303	329	1,313
Curfew and Loitering Law Violations	10	14	133	152	127	141	577
Runaways	12	65	332	298	243	168	1,118
<b>Subtotal for Part II Offenses</b>	<b>96</b>	<b>252</b>	<b>1,055</b>	<b>1,146</b>	<b>1,307</b>	<b>1,612</b>	<b>5,468</b>
<b>TOTAL for West Virginia</b>	<b>208</b>	<b>467</b>	<b>1,717</b>	<b>1,701</b>	<b>1,957</b>	<b>2,239</b>	<b>8,289</b>



18	19	20	21	22	23	24	25-29	30-34	35-39	40-44	45-49	50-54	55-59	60-64	65 and Over	Total 18 and Over
4	1		3	4	3	2	15	12	7	7	7	4	4	1	5	79
3	4	3	3	8		1	11	3	2			1	2		2	43
12	4	11	12	9	8	12	26	12	8	3	2	3	2	1	3	128
14	15	19	15	16	15	7	42	21	13	6	12	4	2	1	2	204
26	29	36	21	27	37	34	105	76	58	43	37	45	22	19	19	634
164	105	85	85	64	51	45	121	54	26	27	14	17	9	2	3	872
297	206	157	126	99	83	86	225	153	97	99	94	87	50	34	40	1,933
53	38	26	22	25	28	14	27	17	14	17	5	3	7	1	1	298
573	402	337	287	252	225	201	572	348	225	202	171	164	98	59	75	4,191
116	104	142	143	141	113	117	450	270	240	176	143	111	63	29	26	2,384
3	8	4	5	5	2		7	2	11	6	2	4	1	4	1	65
14	25	6	15	15	11	4	48	16	19	11	11	6	6	1		208
20	49	65	61	49	44	62	283	217	161	108	109	38	42	7	7	1,322
2	1			1	1		9	1	5	1	1	1		1		24
21	14	20	10	18	10	7	34	22	17	7	8	6	5	1	3	203
59	43	41	23	17	13	19	55	34	20	38	14	10	10	4	1	401
22	21	34	37	35	28	33	157	85	83	65	54	58	35	10	22	779
13	15	10	12	14	19	8	27	5	8	8	6	4	2	2	2	155
14	3	13	12	11	8	7	26	15	14	2	5	7	3	2	2	144
239	253	201	159	123	104	74	135	27	9	4	5	4	3	6		1,348
11	2	2	4	6	10	7	22	32	32	34	45	31	29	21	10	298
43	29	40	31	48	35	48	156	122	84	50	36	29	22	6	12	791
92	119	146	147	189	165	171	602	510	561	623	536	456	304	188	117	4,926
8	6	12	10	6	15	10	40	47	70	76	57	43	28	45	24	497
936	988	1,006	915	970	896	878	3,310	3,157	3,477	4,153	4,399	3,899	2,852	1,602	1,217	34,655
121	105	94	96	75	83	74	237	117	115	117	115	64	37	24	16	1,490
2	5	2	2		3	2	3	3	4	5	5	3	2	2	2	45
496	508	553	456	403	361	358	1,254	910	717	671	518	421	251	155	173	8,205
2,232	2,298	2,391	2,138	2,126	1,921	1,879	6,855	5,592	5,647	6,155	6,069	5,195	3,695	2,110	1,635	57,938
2,805	2,700	2,728	2,425	2,378	2,146	2,080	7,427	5,940	5,872	6,357	6,240	5,359	3,793	2,169	1,710	62,129

**TOTAL ARRESTS BY SEX**

January - December, 1973

Offenses	Persons Arrested		Percent	Percent
	Male	Female	Male	Female
Murder	72	15	82.8	17.2
Manslaughter	45	6	88.2	11.8
Forcible Rape	140	4	97.2	2.8
Robbery	227	17	93.0	7.0
Felonious Assault	628	80	88.7	11.3
Breaking and Entering	1,743	74	95.9	4.1
Larceny-Theft	2,540	807	75.9	24.1
Auto Theft	550	64	89.6	10.4
<b>Subtotal for Part I Offenses</b>	<b>5,945</b>	<b>1,067</b>	<b>84.8</b>	<b>15.2</b>
Other Assaults	2,332	268	89.7	10.3
Arson	74	12	86.0	14.0
Forgery and Counterfeiting	199	58	77.4	22.6
Fraud	881	467	65.4	34.6
Embezzlement	28	4	87.5	12.5
Stolen Property: Buying, Receiving, Possession	248	25	90.8	9.2
Vandalism	677	35	95.1	4.9
Weapons: Carrying, Possession, etc.	786	56	93.3	6.7
Prostitution and Commercialized Vice	58	98	37.2	62.8
Sex Offenses (Except Forcible Rape and Prostitution)	164	15	91.6	8.4
Narcotic Drug Laws	1,530	234	86.7	13.3
Gambling	285	14	95.3	4.7
Offenses Against Family and Children	757	81	90.3	9.7
Driving Under the Influence	4,769	211	95.8	4.2
Liquor Laws	405	114	78.0	22.0
Drunkenness	33,649	1,885	94.7	5.3
Disorderly Conduct	1,479	237	86.2	13.8
Vagrancy	48	10	82.8	17.2
All Other (Except Traffic)	7,989	1,529	83.9	16.1
Curfew and Loitering Law Violations	462	115	80.1	19.9
Runaways	445	673	39.8	60.2
<b>Subtotal for Part II Offenses</b>	<b>57,265</b>	<b>6,141</b>	<b>90.3</b>	<b>9.7</b>
<b>TOTAL for West Virginia</b>	<b>63,210</b>	<b>7,208</b>	<b>89.8</b>	<b>10.2</b>

## TOTAL ARRESTS BY RACE

January - December, 1973

Offenses	White	Negro	Indian	Chinese	Japanese	Other
Murder	71	16				
Manslaughter	47	4				
Forcible Rape	115	28				1
Robbery	199	44	1			
Felonious Assault	584	124				
Breaking and Entering	1,603	214				
Larceny-Theft	2,976	371				
Auto Theft	563	50				1
<b>Subtotal for Part I Offenses</b>	<b>6,158</b>	<b>851</b>	<b>1</b>			<b>2</b>
Other Assaults	2,358	242				
Arson	78	8				
Forgery and Counterfeiting	232	25				
Fraud	1,302	46				
Embezzlement	31	1				
Stolen Property: Buying, Receiving, Possession	250	23				
Vandalism	653	56	2			1
Weapons: Carrying, Possession, etc.	744	97				1
Prostitution and Commercialized Vice	133	23				
Sex Offenses (Except Forcible Rape & Prost.)	158	21				
Narcotic Drug Laws	1,647	116				1
Gambling	278	21				
Offenses Against Family and Children	802	35				1
Driving Under the Influence	4,790	189	1			
Liquor Laws	457	62				
Drunkenness	33,802	1,720	8		1	3
Disorderly Conduct	1,496	218	2			
Vagrancy	52	6				
All Other (Except Traffic)	9,049	465	2			2
Curfew and Loitering Law Violations	549	27	1			
Runaways	1,104	14				
<b>Subtotal for Part II Offenses</b>	<b>59,965</b>	<b>3,415</b>	<b>16</b>		<b>1</b>	<b>9</b>
<b>TOTAL for West Virginia</b>	<b>66,123</b>	<b>4,266</b>	<b>17</b>		<b>1</b>	<b>11</b>

.

.

## **LAW ENFORCEMENT EMPLOYEE DATA**

## **POLICE EMPLOYEE DATA**

The Uniform Crime Reporting Program in West Virginia incorporates the collection of pertinent data relating to the police of the state. Information regarding police employee strength, distributions, assaults against law enforcement officers and circumstances surrounding the killing of police officers are discussed in this section.

This information is submitted by county, municipal and state law enforcement agencies and compiled on an annual basis. Specific information concerning the number of law enforcement employees reflects the status as of October 31, 1973, and is limited to municipal, county and state law enforcement agencies currently reporting to the West Virginia UCR Program.

## **LAW ENFORCEMENT EMPLOYEE RATES**

In 1973, the average number of full-time law enforcement officers (municipal police, state police and sheriffs) including civilian personnel, amounted to 141.2 employees for each 100,000 inhabitants of the state. This is a 9.0 percent increase from 1972. The employee rate on the basis of sworn personnel only (excluding civilian personnel) amounted to 114.5 officers per 100,000 persons, an increase of 5.3 percent.

The determination of police strength for any given area or municipality should be a subject for serious consideration. Such consideration, however, should be based on the numerous factors which create the need for police services. Some of these factors, discussed elsewhere in this publication, relate to size, density of population, geographic location, character, and proximity to metropolitan areas. The tables and charts shown in this section relate to reported police employee strength and should not be interpreted as recommended strength for any given municipality. Such determinations should be made after objectively evaluating the need for police services based on the above factors.

## **CIVILIAN EMPLOYEES**

The personnel of each law enforcement agency differ as to the demands and responsibilities placed before them. Many police officers are fully occupied with clerical tasks and are not free to perform active police duties. This current upward trend in police agencies to perform clerical duties is in line with the thinking of many police administrators who recommend the use of civilians in this capacity, thus freeing the sworn personnel for actual police related services.

As of October 31, 1973, 18.9 percent of all police employees were civilians. Municipal police departments employed 224 civilians, amounting to 16.0 percent of their total work force. County sheriff's departments employed 141 civilians, which accounted for 21.5 percent of their total work force. State Police reported that they employed 137 civilians, amounting to 38.0 percent of their work force.

## **MUNICIPAL POLICE OFFICERS**

As of October 31, 1973, there were 1,179 full-time sworn personnel employed by municipal police departments in West Virginia. This amounts to a ratio of 156.7 sworn officers for each 100,000 inhabitants (urban population only), the same as 1972.

## **COUNTY SHERIFF'S DEPARTMENT**

At the conclusion of October, 1973, there were 514 sheriffs and deputies employed in West Virginia's 55 counties. This amounted to a rate of 50.0 sworn personnel per 100,000 population as compared to 44.9 in 1972. The computation of the ratio of sworn personnel is based on the population of the rural areas of the counties and not on the entire county census.

In an attempt at comparisons of employment levels of individual sheriff's departments with other agencies, consideration must be given to certain functions that are particular to a sheriff's department. The function of county sheriff's departments vary widely throughout the state. The operation of one sheriff's department may be limited exclusively to civil areas and the administration of the county jail, or they may be actively involved in criminal matters throughout the county. These functions are usually performed by sworn personnel, thereby presenting a misleading picture of the actual enforcement strength of the department.

## **STATE POLICE**

The West Virginia State Police is empowered to provide all phases of law enforcement throughout the state. The Department of Public Safety employed a total of 35.1 sworn officers per 100,000 population (rural only), an increase of 14.5 percent from 1972.

## **LAW ENFORCEMENT OFFICERS KILLED AND ASSAULTED**

The killing or assault of a police officer has an effect on society which reaches far beyond the overt act. Such occurrences constitute an immediate threat to the well being of the community and a serious breach of the internal security of the country. Today, a young man who considers a career in law enforcement must also consider the very strong possibility of being killed or assaulted by a member of the very same society he is sworn to protect. This deplorable situation should be a subject of serious public concern, for in truth, an attack on a police officer is an attack on society. The violence directed against law enforcement officers acting in the line of duty is clearly demonstrated by the following summary information:

A total of 223 law enforcement officers in West Virginia were reported assaulted in the line of duty during 1973, as compared to 300 assaults during 1972.

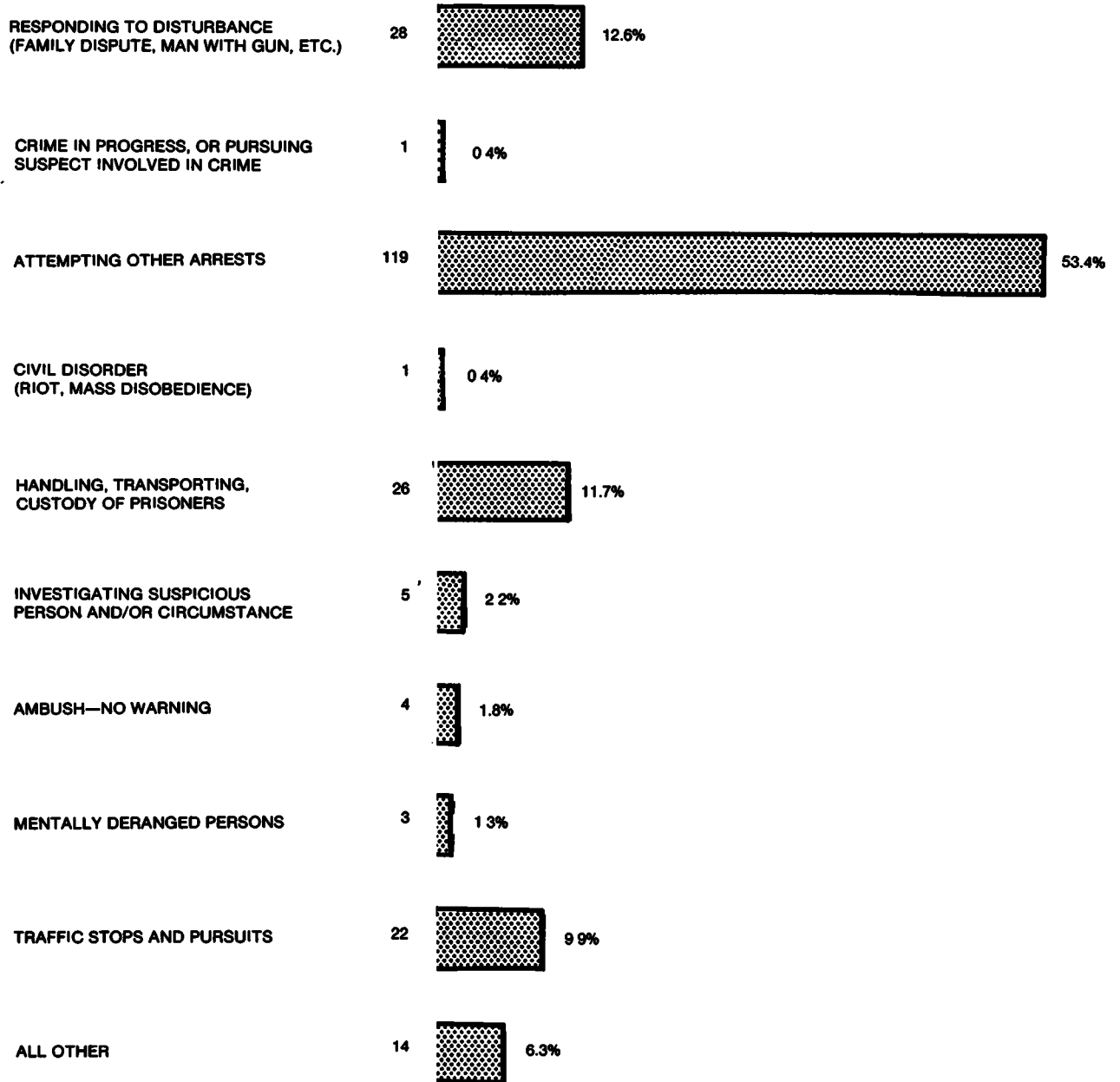
The rate of assaults on law enforcement officers for the state was 10.8 assaults for every 100 sworn officers, a decrease of 31.6 percent from 1972. The assault rate for municipal police departments amounted to 14.4 per 100 officers with a rate for county sheriff's of 3.7 per 100 officers and the State Police rate was 9.4 per 100 officers.

Personal weapons (hands, fists, feet, etc.) were used in 90.6 percent of all assaults on law enforcement officers.

The greatest number of assaults, 53.4 percent, occurred while officers were attempting other arrests.

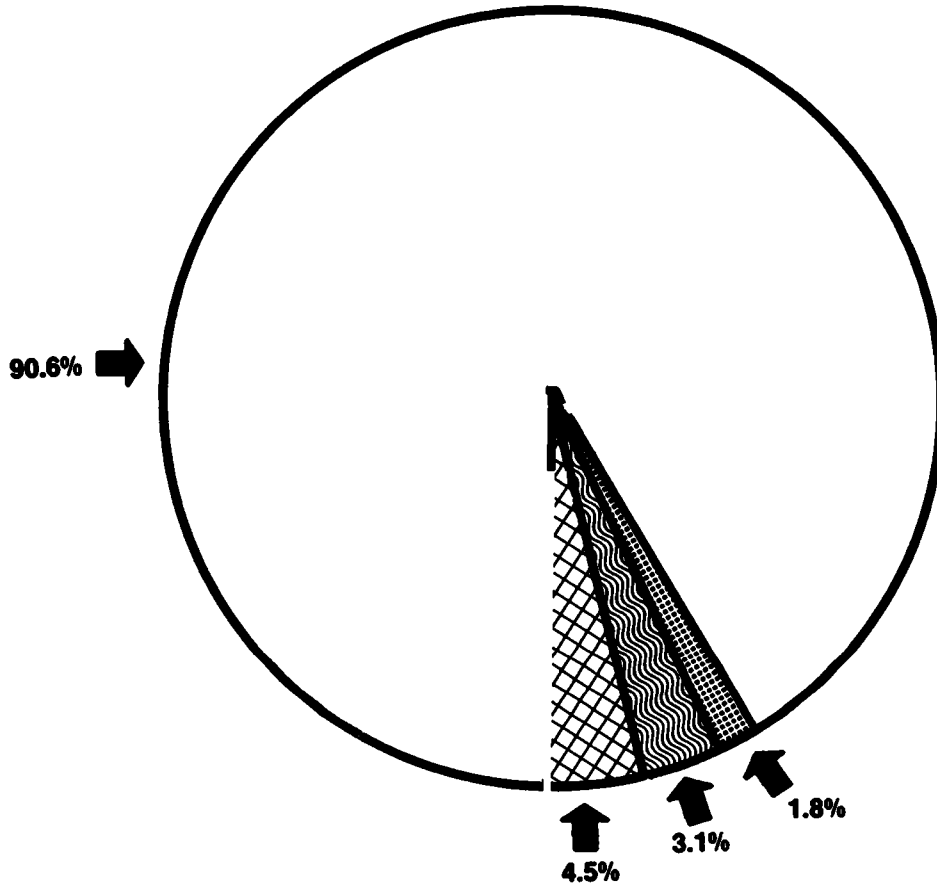
A total of 210 assaults on law enforcement officers were cleared during 1973 amounting to a 94.2 percent clearance rate, an increase of 11.7 percent over 1972.

**ANALYSIS OF ASSAULTS ON LAW ENFORCEMENT OFFICERS, 1973  
—PERCENT DISTRIBUTION BY TYPE OF ACTIVITY—**





**WEST VIRGINIA LAW ENFORCEMENT OFFICERS ASSAULTED  
—BY TYPE OF WEAPON USED—  
1973**



**NUMBER OF ASSAULTS**

202



**WEAPON USED**

**HANDS, FIST, FEET, ETC.**

4



**OTHER DANGEROUS WEAPON**

7



**KNIFE OR CUTTING INSTRUMENT**

10



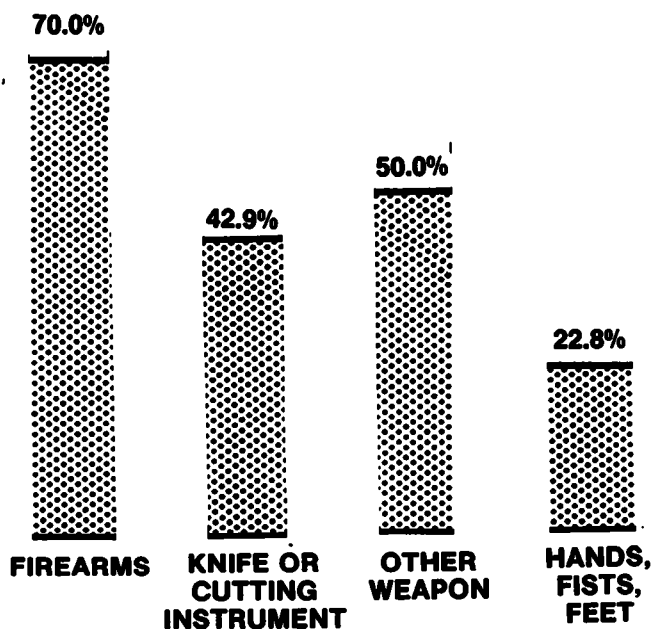
**FIREARM**

**TOTAL ASSAULTS 223**

**ANALYSIS OF ASSAULTS ON LAW ENFORCEMENT OFFICERS**  
**Assaults with Personal Injury, By Type of Weapon**

<b>TOTAL ASSAULTS</b>	<b>TOTAL ASSAULTS</b>	<b>TOTAL ASSAULTS</b>	<b>TOTAL ASSAULTS</b>
<u>10</u>	<u>7</u>	<u>4</u>	<u>202</u>

 **INJURED**

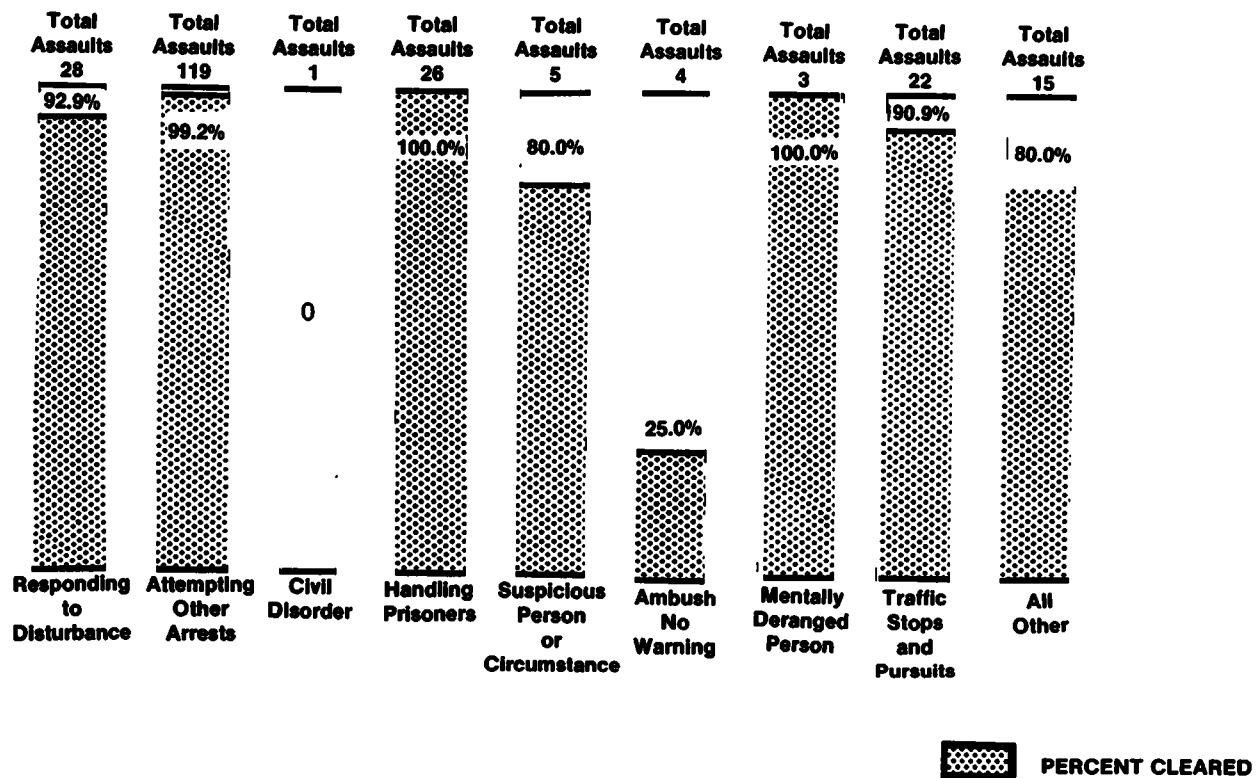


**ASSAULTS BY TIME**

Time of Assault	A.M.	P.M.
12:01 - 2:00	36	5
2:01 - 4:00	21	15
4:01 - 6:00	4	18
6:01 - 8:00	2	25
8:01 - 10:00	3	45
10:01 - 12:00	9	40
<b>TOTAL</b>	<b>75</b>	<b>148</b>

## ANALYSIS OF ASSAULTS ON LAW ENFORCEMENT OFFICERS

### Percent of Assaults Cleared—By Circumstance





**WEST VIRGINIA  
OFFENSE DATA  
STATE-COUNTY-MUNICIPAL**

The computer generated output tables contained within this section were designed to facilitate quick reference of statistical crime information relative to the different reporting areas of the State of West Virginia. The data contained in each of the series of reports will be detailed on a page preceding each listing.

Each of the four reports are listed in county name sequence. Within each county, information is further detailed to show the activity experienced by reporting area, agency type and contributor. The general identifying descriptions which indicate the reporting areas are listed and defined as follows:

**(Name) County Total**—This line indicates the total activity of all reporting agencies within the indicated county. It may be expressed mathematically as:

County Total = Municipal + State Police + Sheriff

or

County Total = Municipal + Rural

**Rural**—This line indicates the total activity that was reported by rural law enforcement agencies within the indicated reporting area. It may be expressed mathematically as:

Rural = State + Sheriff

**Sheriff**—This line indicates the total activity reported by sheriff's offices within the indicated reporting area.

**State Police**—This line indicates the total activity reported by all State Police Detachments within the indicated reporting area. It may be expressed mathematically as:

State Police = State Police Detachment 1 + SPD2 + SPD3 + ...

**Municipal**—This line indicates the total activity reported by all municipal law enforcement agencies within the indicated reporting area. It may be expressed mathematically as:

Municipal = Municipality 1 + M2 + M3 + ...

**(City Name) Police Department**—This line indicates the total activity reported by the individually specified police department.

For comparative purposes, each reporting agency or area identified on the report details the activity experienced for the calendar year of 1973 and 1972 respectively. Also the numerical difference between the two years has been calculated and displayed on a separate line which is identified by the word "CHANGE". All amounts displayed on the change line indicate the numerical difference between the figures as reported for 1972 and 1973. All amounts are signed with a plus (+) or minus (-) sign to indicate whether the quantity has increased or decreased from 1972 to 1973.

**NOTE: All items appearing on the change line are the numerical difference between the two reporting periods. Do not misconstrue these quantities to be percentages.**

**It should be noted that statistics gathered under the Uniform Crime Reporting Program are submitted by the law enforcement agencies of West Virginia and project a state-wide view of crime. Awareness of the presence of certain crime factors, which may influence the resulting volume and type of statistics presented, is necessary if fair and equitable conclusions are to be drawn. These crime influencing factors are present, to some degree, in every community and their presence affects, in varying degrees, the crime experience of that community. Attempts at comparison of crime figures between communities should not be made without first considering the individual factors present in each community.**





# CRIME INDEX REPORT

The tabulations in this section indicate the volume and distribution of crime in West Virginia on the basis of a crime rate.

The Uniform Crime Reporting Program utilizes seven crime classifications to establish a rate to measure the trend and distribution of crime. The number of actual offenses of murder, forcible rape, robbery, felonious assault, burglary, larceny and auto theft are reflected in this report. The number of actual offenses of manslaughter and assaults (not aggravated) are not index offenses, thus counts of these offenses are not considered in this report.

Each heading contained in this report is defined below:

**Population**—Estimated population of the indicated reporting area. This information, representative of the year 1973, was provided through the assistance of the Federal Bureau of Investigation and the United States Bureau of Census.

**Total Offenses**—This is the sum total of the seven index offenses.

**Total Cleared**—The sum total of the seven index offenses cleared.

**Percent Cleared**—The percentage of index offenses cleared by arrest or exceptional clearance. The mathematical formula may be expressed as follows:

$$\text{Percent Cleared} = \frac{\text{Total Index Offenses Cleared}}{\text{Total Actual Index Offenses Reported}} \times 100$$

**Crime Rate**—This is sometimes referred to as a victim risk rate and is representative of the number of index offenses per 1,000 population.

Example - A crime rate of 10.00 would imply that 10.00 persons of each 1,000 population were the victim of an index offense.

The mathematical formula for calculating the crime rate of any reporting area may be expressed as follows:

$$\text{Crime Rate} = \frac{1,000}{\text{Area Population}} = \text{Reciprocal}^* \times \text{Total Actual Offenses}$$

$$\text{Crime Rate} = \frac{\text{Total Actual Offenses}}{\text{Area Population}} \times 1,000$$

\*Reciprocals developed to five (5) decimal places.

The remaining columns of the report indicate the number of actual index offenses reported by category.

**NOTE: In the past, larceny \$50 and over has been used as one of the Crime Index Offenses. Effective January, 1973, total larceny-theft is being used instead of the larceny \$50 and over category. Larceny-Theft is primarily a crime of opportunity and in most instances, the value of property taken is incidental to the actual criminal act.**

PAGE 1  
WEST VIRGINIA U C R CRIME INDEX REPORT

		POPULATION	CRIME RATE	TOTAL OFFENSES	TOTAL CLEARED	PERCENT CLEARED	MURDER	RAPE	ROBBERY	FEL ASHLT	BREAK AND ENTER	LARCENY THEFT	AUTO THEFT
WEST VIRGINIA	TOTAL	73 1,781,300	14.43	25865	7397	28.55	105	163	490	1395	3427	14512	1882
	CHANGE	72 1,752,000 29,000+	14.27 .21+	25043 822+	6751 646+	28.45 1.64+	108 3-	146 17+	556 66-	1484 89-	3427 126+	13650 862+	1907 25-
RURAL	TOTAL	73 1,028,514	9.71	10013	3251	32.46	75	99	120	584	3521	4942	766
	CHANGE	72 1,020,766 7,748+	1.11+	1147+	810+	4.93+	0	8+	6+	112-	94-	1293+	46+
SHERIFF'S	TOTAL	73		3075	743	24.16	14	43	43	216	1232	1312	215
	CHANGE	72		2546 529+	697 46-	27.37 3.21-	4 10+	26 17+	34 9+	168 48+	1066 166+	1087 225+	161 54+
STATE POLICE	TOTAL	73		6928	2508	36.20	70	77	368	2189	3627	550	
	CHANGE	72		6320 608+	1744 764+	27.59 8.61+	71 10-	65 9-	80 3-	528 160-	2455 266-	2562 1065+	559 9-
MUNICIPAL	TOTAL	73 752,480	20.52	15852	4146	26.15	30	64	370	811	3891	9570	1116
	CHANGE	72 731,234 21,252+	22.00 1.08-	16177 325-	4310 164-	26.64 .49-	33 3-	55 9+	442 72-	788 23+	3671 220+	10001 431-	1187 71-
BARBOUR COUNTY	TOTAL	73 14,053	4.55	64	8	12.50	1	0	0	1	25	35	2
	CHANGE	72 14,039 14+	4.77 .22-	67 3-	27 19-	40.29 27.79-	0 1+	2 2-	1 1-	0 1+	31 6-	28 7+	5 3-
RURAL	TOTAL	73 9,280	5.92	55	6	10.90	1	0	0	0	20	32	2
	CHANGE	72 9,272 8+	6.79 .87-	63 8-	24 18-	38.09 27.19-	0 1+	2 2-	1 1-	0 0	27 7-	28 4+	5 3-
SHERIFF	TOTAL	73		4	1	25.00	0	0	0	0	2	2	0
	CHANGE	72		18 14-	12 11-	66.66 41.66-	0 0	0 0	0 0	0 0	7 9-	9 7-	0 0
STATE POLICE	TOTAL	73		51	5	9.80	1	0	0	0	18	30	2
	CHANGE	72		45 6+	12 7-	26.66 16.86-	0 1+	2 2-	1 1-	0 0	18 0	19 11+	5 3-
MUNICIPAL	TOTAL	73 4,773	1.88	9	2	22.22	0	0	0	1	5	3	0
	CHANGE	72 4,767 6+	.83 1.05+	4 5+	3 3-	75.00 52.78-	0 0	0 0	0 0	1 1+	4 1+	0 3+	0 0
BELLINGTON PD	TOTAL	73 1,570	.00	0	0	.00	0	0	0	0	0	0	0
	CHANGE	72 1,567 3+	.63 .63-	1 1-	0 0	.00 .00	0 0	0 0	0 0	0 0	1 1-	0 0	0 0
PHILIPPI PD	TOTAL	73 3,203	2.80	9	2	22.22	0	0	0	1	5	3	0
	CHANGE	72 3,200 3+	.93 1.87+	3 6+	3 1-	100.00 77.78-	0 0	0 0	0 0	1 1+	3 2+	0 3+	0 0
BERKELEY COUNTY	TOTAL	73 37,332	22.12	826	213	25.78	3	4	14	52	282	440	31
	CHANGE	72 37,765 433-	22.84 .72-	863 37-	199 144	23.05 7.73+	1 2+	0 4+	3 11+	38 14+	258 24+	528 88-	35 4-

PAGE 2  
WEST VIRGINIA U C R CRIME INDEX REPORT

		POPULATION	CRIME RATE	TOTAL OFFENSES	TOTAL CLEARED	PERCENT CLEARED	MURDER	RAPE	ROBBERY	FEL ASHLT	BREAK AND ENTER	LARCENY THEFT	AUTO THEFT
RURAL	TOTAL	73 22,823	19.14	437	135	30.89	1	2	3	29	172	210	20
	CHANGE	72 22,573 250+	28.26 9.12-	638 201-	181 46-	28.36 2.53+	1 0	2 2+	3 2+	32 3-	134 35-	163 161-	12 6-
SHERIFF	TOTAL	73		324	87	26.85	0	2	1	12	134	163	13
	CHANGE	72		553 229-	170 83-	30.74 3.89-	0 0	2 2+	1 1+	32 20-	166 32-	163 179-	12 1-
STATE POLICE	TOTAL	73		113	8	42.47	1	0	2	17	38	47	8
	CHANGE	72		85 28+	11 37+	12.94 29.53+	1 0	0 0	2 1+	0 17+	41 3-	29 18+	13 5-
MUNICIPAL	TOTAL	73 14,509	26.80	389	78	20.05	2	2	11	23	110	230	11
	CHANGE	72 15,192 683-	14.80 12.00+	225 164+	18 60+	8.00 12.05+	0 2+	2 2+	2 9+	6 17+	6 59+	157 73+	9 2+
MARTINSBURG PD	TOTAL	73 14,509	26.80	389	78	20.05	2	2	11	23	110	230	11
	CHANGE	72 15,192 683-	14.80 12.00+	225 164+	18 60+	8.00 12.05+	0 2+	2 2+	2 9+	6 17+	6 59+	157 73+	9 2+
BOONE COUNTY	TOTAL	73 5,784	6.12	158	27	17.08	2	4	0	7	63	43	19
	CHANGE	72 24,417 1,367+	5.93 .19+	145 13+	49 27-	33.79 16.71-	0 2+	4 4+	0 3-	16 9-	64 1-	46 17+	16 3+
RURAL	TOTAL	73 22,580	6.06	137	23	16.78	2	4	0	6	58	50	17
	CHANGE	72 21,294 1,286+	5.68 .38+	121 16+	41 18-	33.88 17.10-	0 2+	0 4+	1 1-	13 7-	55 3+	40 10+	12 5+
SHERIFF	TOTAL	73		5	0	.00	0	0	0	5	0	0	0
	CHANGE	72		13 8-	12 12-	92.30 92.30-	0 0	0 0	0 0	5 0	5 5-	3 3-	0 0
STATE POLICE	TOTAL	73		132	23	17.42	2	4	0	1	58	50	17
	CHANGE	72		108 24+	29 6-	26.85 9.63-	0 2+	0 4+	1 1-	8 7-	50 8+	37 13+	12 5+
MUNICIPAL	TOTAL	73 3,204	6.55	21	4	19.04	0	0	0	1	5	13	2
	CHANGE	72 3,123 81+	7.68 1.13-	24 3-	8 4-	33.33 14.29-	0 0	0 0	2 2-	3 2-	9 4-	6 14+	4 2-
MADISON PD	TOTAL	73 2,403	6.65	16	3	18.75	0	0	0	1	3	10	2
	CHANGE	72 2,342 61+	8.53 1.88-	20 4-	7 4-	35.00 16.25-	0 0	0 0	1 1-	3 2-	6 3-	6 4+	4 2-
WHITESVILLE PD	TOTAL	73 801	6.24	5	1	20.00	0	0	0	0	2	3	0
	CHANGE	72 781 20+	5.12 1.12+	4 1+	1 0	25.00 5.00-	0 0	0 0	1 1-	0 0	3 1-	0 3+	0 0
BRAXTON COUNTY	TOTAL	73 12,157	8.06	98	40	40.81	1	0	1	9	34	50	3
	CHANGE	72 17,309 5,152+	7.31 .75+	90 8+	27 11+	32.22 8.59+	0 1+	1 1-	0 1+	6 3+	24 10+	54 4-	5 2-

PAGE 3  
WEST VIRGINIA U C R CRIME INDEX REPORT

		POPULATION	CRIME RATE	TOTAL OFFENSES	TOTAL CLEARED	PERCENT CLEARED	MURDER	RAPE	ROBBERY	FEL ASSLT	BREAK AND ENTER	LARCENY THEFT	AUTO THEFT
GASSAWAY PD	RURAL	73	4.504	7.92	79	32	40.50	1	0	1	0	24	43
	72	10,025	7.88	79	24	30.37	0	1	0	3	22	48	5
	CHANGE		61-	.04+	0	8+	10.13+	1+	1-	1+	5+	2+	5-
	SHERIFF	73			12	6	50.00	0	0	0	3	2	6
	72			22	6	27.27	0	0	0	0	10	11	1
	CHANGE			10-	0	22.73+	0	0	0	3+	8-	5-	0
	STATE POLICE	73			67	26	38.80	1	0	1	5	22	37
	72			57	12	31.57	0	1	1	3	12	37	4
	CHANGE			10+	8+	7.23+	1+	1-	1+	2+	10+	0	3-
	MUNICIPAL	73	2,153	8.66	19	8	42.10	0	0	0	1	10	7
	72	2,284	4.81	11	5	45.45	0	0	0	3	2	6	1
	CHANGE		91-	3.85+	8+	3+	3.35-	0	0	0	2-	8+	1+
SUTTON PD	73	1,203	8.31	10	5	50.00	0	0	0	1	4	5	
	72	1,253	3.59	5	4	80.00	0	0	0	3	2	0	
CHANGE		50-	4.32+	5+	1+	30.00-	0	0	0	2-	2+	5+	
BROOKE COUNTY	TOTAL	73	25,522	12.02	307	46	14.98	0	0	7	5	98	163
	72	29,658	9.15	272	46	16.91	0	1	10	7	99	132	
CHANGE		4,176-	2.87+	35+	0	1.93-	0	1-	3-	2-	1-	31+	
WELLSBURG PD	RURAL	73	16,774	9.89	166	27	16.26	0	0	6	2	49	82
	72	21,211	5.83	45	33	22.75	0	1	6	4	63	53	
	CHANGE		4,437-	3.06+	21+	6-	6.49-	0	1-	0	2-	14-	29+
	SHERIFF	73			141	17	12.05	0	0	6	1	44	66
	72			133	30	22.55	0	1	6	3	54	52	
	CHANGE			8+	13-	10.50-	0	1-	0	2-	10-	14+	7+
	STATE POLICE	73			25	10	40.00	0	0	0	1	5	16
	72			12	3	25.00	0	0	0	1	9	1	3
	CHANGE			13+	7+	15.00+	0	0	0	0	4-	15+	2+
	MUNICIPAL	73	8,748	16.11	141	19	13.47	0	0	1	3	49	81
	72	8,487	14.96	-27	13	10.23	0	0	4	3	36	79	
	CHANGE		261+	1.15+	14+	6+	3.24+	0	0	3-	0	13+	2+
FOLLANSBEE PD	73	3,964	13.37	53	8	15.09	0	0	0	0	19	34	
	72	3,885	9.00	35	1	2.85	0	0	1	1	9	24	
CHANGE		79+	4.37+	18+	7+	12.24+	0	0	1-	1-	10+	10+	
WELLSBURG PD	73	4,784	18.39	88	11	12.50	0	0	1	3	30	47	
	72	4,602	19.99	92	12	13.04	0	0	3	2	27	55	
CHANGE		182+	1.60-	4-	1-	0.54-	0	0	2-	1+	3+	8-	

PAGE 4  
WEST VIRGINIA U C R CRIME INDEX REPORT

		POPULATION	CRIME RATE	TOTAL OFFENSES	TOTAL CLEARED	PERCENT CLEARED	MURDER	RAPE	ROBBERY	FEL ASSLT	BREAK AND ENTER	LARCENY THEFT	AUTO THEFT
CABELL COUNTY	TOTAL	73	114,610	33.99	3898	1052	26.98	7	28	96	379	857	2315
	72	107,386	39.92	4288	1359	31.69	8	23	140	369	861	2652	
CHANGE		7,224+	5.93-	390-	307-	4.71-	1-	5+	44-	10+	4-	337-	
BARBOURSVILLE PD	RURAL	73	37,577	15.27	574	81	14.11	2	9	8	35	101	307
	72	36,244	10.87	394	40	10.15	3	4	7	7	151	201	
CHANGE		1,328+	4.40+	180+	41+	3.96+	1-	5+	1+	28+	30+	106+	
SHERIFF	73			307	46	14.98	1	4	5	32	88	171	
	72			22	1	4.54	0	0	1	0	4	15	
CHANGE				285+	45+	10.44+	1+	4+	4+	32+	82+	156+	
STATE POLICE	73			267	35	13.10	1	5	3	3	93	136	
	72			372	39	10.48	3	4	6	7	145	186	
CHANGE				105-	4-	2.62+	2-	1+	3-	4-	52-	50-	
MUNICIPAL	73	77,038	43.14	3324	971	29.21	5	19	88	344	676	808	
	72	71,142	54.71	3894	1319	33.87	5	19	133	362	710	451	
CHANGE		5,896+	11.57-	570-	348-	4.66-	0	0	45-	18-	34-	443-	
MUNTINGTON PD	73	2,374	1.26	3	2	66.66	0	0	0	0	1	1	
	72	2,279	3.51	8	1	12.50	0	0	0	0	4	4	
CHANGE		95+	2.25-	5-	1+	54.16+	0	0	0	0	3-	3-	
MILTON PD	73	73,000	5.40	3317	968	29.18	5	19	88	344	572	2006	
	72	67,266	7.65	3880	1314	33.86	5	19	133	361	706	2444	
CHANGE		5,734+	12.25-	563-	346-	4.68-	0	0	45-	17-	34-	438-	
CALHOUN COUNTY	TOTAL	73	7,074	2.40	17	10	58.82	0	0	0	2	6	4
	72	7,125	2.94	21	10	47.61	0	0	0	2	5	13	
CHANGE		51-	.54-	4-	0	11.21+	0	1-	0	0	1+	9-	
RURAL	73	6,276	2.54	16	10	62.50	0	0	0	2	5	4	
	72	6,330	3.00	19	0	47.36	0	1-	0	2	5	11	
CHANGE		54-	.46-	3-	0	15.14+	0	0	0	0	0	7-	
SHERIFF	73			0	0	.00	0	0	0	0	0	0	
	72			0	0	.00	0	0	0	0	0	0	
CHANGE				0	0	.00	0	0	0	0	0	0	
STATE POLICE	73			16	10	62.50	0	1	0	2	5	4	
	72			19	9	47.36	0	1	0	2	5	11	
CHANGE				3-	1+	15.14+	0	1-	0	0	0	7-	
MUNICIPAL	73	756	1.25	1	0	.00	0	0	0	0	1	0	
	72	755	2.51	2	1	50.00	0	0	0	0	0	2	
CHANGE		1+	1.26-	1-	1-	50.00-	0	0	0	0	1+	2-	

PAGE 5  
WEST VIRGINIA U C R CRIME INDEX REPORT

		POPULATION	CRIME RATE	TOTAL OFFENSES	TOTAL CLEARED	PERCENT CLEARED	MURDER	RAPE	ROBBERY	FEL ASSLT	BREAK AND ENTER	LARCENY THEFT	AUTO THEFT
GRANTSVILLE PD	TOTAL	73 794	1.75	1	0	.00	0	0	0	0	1	0	0
	CHANGE	72 745	2.51	2	0	50.00	0	0	0	0	0	2	0
CLAY COUNTY	TOTAL	73 9,513	9.03	86	9	10.46	0	0	0	5	30	37	14
	CHANGE	72 9,200	7.92	73	9	31.50	2	2	0	3	36	26	4
RURAL	TOTAL	73 9,024	5.41	85	8	9.41	0	0	0	4	30	37	14
	CHANGE	72 8,727	7.92	73	8	31.50	2	2	0	3	36	26	4
SHRIMP.	TOTAL	73 0	.00	0	0	.00	0	0	0	0	0	0	0
	CHANGE	72 1	.00	0	0	.00	0	0	0	0	1	0	0
STATE POLICE	TOTAL	73 85	8.80	85	8	9.41	0	0	0	4	30	37	14
	CHANGE	72 72	7.92	73	8	31.50	2	2	0	3	35	26	4
MUNICIPAL	TOTAL	73 489	2.04	1	1	100.00	0	0	0	1	0	0	0
	CHANGE	72 479	.00	0	0	.00	0	0	0	0	0	0	0
CLAY PD	TOTAL	73 489	2.04	1	1	100.00	0	0	0	1	0	0	0
	CHANGE	72 479	.00	0	0	.00	0	0	0	0	0	0	0
DODDRIDGE COUNTY	TOTAL	73 6,174	6.80	42	17	40.47	0	0	0	2	25	15	0
	CHANGE	72 6,357	3.90	25	21	84.00	0	0	0	0	19	5	1
RURAL	TOTAL	73 5,072	8.28	42	17	40.47	0	0	0	2	25	15	0
	CHANGE	72 5,256	4.75	25	21	84.00	0	0	0	0	19	5	1
SHERIFF	TOTAL	73 9	.00	0	3	33.33	0	0	0	1	6	2	0
	CHANGE	72 6	.00	0	0	.00	0	0	0	0	4	2	0
STATE POLICE	TOTAL	73 33	33.33	33	14	42.42	0	0	0	1	19	13	0
	CHANGE	72 19	21.05	19	21	110.52	0	0	0	0	15	3	1
MUNICIPAL	TOTAL	73 1,102	.00	0	0	.00	0	0	0	0	0	0	0
	CHANGE	72 1,141	.00	0	0	.00	0	0	0	0	0	0	0
WEST UNION PD	TOTAL	73 1,102	.00	0	0	.00	0	0	0	0	0	0	0
	CHANGE	72 1,141	.00	0	0	.00	0	0	0	0	0	0	0

PAGE 6  
WEST VIRGINIA U C R CRIME INDEX REPORT

		POPULATION	CRIME RATE	TOTAL OFFENSES	TOTAL CLEARED	PERCENT CLEARED	MURDER	RAPE	ROBBERY	FEL ASSLT	BREAK AND ENTER	LARCENY THEFT	AUTO THEFT
FAYETTE COUNTY	TOTAL	73 50,836	6.70	341	98	28.73	4	5	4	21	125	141	41
	CHANGE	72 49,044	8.76	430	81	18.83	3	4	6	24	167	197	29
RURAL	TOTAL	73 36,317	6.77	246	68	27.64	3	5	4	17	80	102	35
	CHANGE	72 35,497	8.50	302	65	21.52	3	4	4	20	130	124	17
SHERIFF	TOTAL	73 45	.00	0	30	66.66	1	3	2	13	17	4	5
	CHANGE	72 91	20.00	91	20	21.97	1	3	1	4	60	19	3
STATE POLICE	TOTAL	73 201	20.00	201	38	18.90	2	2	2	4	63	98	30
	CHANGE	72 211	21.05	211	45	21.32	2	1	3	16	70	105	14
MUNICIPAL	TOTAL	73 14,519	6.54	95	30	31.57	1	0	0	4	45	39	6
	CHANGE	72 13,547	9.44	128	16	12.50	0	0	2	4	37	73	12
ANSTEAD PD	TOTAL	73 1,528	5.23	8	7	87.50	0	0	0	0	5	2	1
	CHANGE	72 1,511	5.29	8	1	12.50	0	0	0	0	7	1	0
FAYETTEVILLE PD	TOTAL	73 1,731	2.31	4	2	50.00	0	0	0	2	2	0	0
	CHANGE	72 1,712	2.34	4	0	.00	0	0	0	0	3	1	0
MONTGOMERY PD	TOTAL	73 2,574	22.14	57	11	19.29	0	0	0	2	18	33	4
	CHANGE	72 1,776	55.17	98	9	9.18	0	0	2	1	17	69	9
MOUNT HOPE PD	TOTAL	73 1,849	3.78	7	2	28.57	1	0	0	0	5	0	1
	CHANGE	72 1,818	4.40	8	5	62.50	0	0	0	3	3	0	2
OAK HILL PD	TOTAL	73 4,790	.00	0	0	.00	0	0	0	0	0	0	0
	CHANGE	72 4,710	.00	0	0	.00	0	0	0	0	0	0	0
SMITHERS PD	TOTAL	73 2,047	9.28	19	8	42.10	0	0	0	0	15	4	0
	CHANGE	72 2,020	4.95	10	1	10.00	0	0	0	0	7	2	1
GILMER COUNTY	TOTAL	73 7,899	4.05	32	17	53.12	0	0	0	3	18	10	1
	CHANGE	72 7,849	4.58	36	16	44.44	0	0	1	1	14	20	0
RURAL	TOTAL	73 5,633	4.29	24	15	60.00	0	0	0	1	14	9	1
	CHANGE	72 5,006	4.23	24	11	45.83	0	0	1	1	9	13	0

PAGE 7  
WEST VIRGINIA U C R CRIME INDEX REPORT

		POPULATION	CRIME RATE	TOTAL OFFENSES	TOTAL CLEARED	PERCENT CLEARED	MURDER	RAPE	ROBBERY	FEL ASSLT	BREAK AND ENTER	LARCENY THEFT	AUTO THEFT
SHERIFF	73			0	0	100.00	0	0	0	0	0	0	0
	72			2	2	100.00	0	0	0	1	0	1	0
CHANGE				2-	2-	100.00-	0	0	0	1-	0	1-	0
STATE POLICE	73			25	15	60.00	0	0	0	1	14	9	1
	72			22	9	40.90	0	0	1	0	9	12	0
CHANGE				3+	6+	19.10+	0	0	1-	1+	5+	3-	1+
MUNICIPAL	73	2,216	3.15	7	2	28.57	0	0	0	2	4	1	0
	72	2,183	5.49	12	5	41.66	0	0	0	0	5	7	0
CHANGE		33+	2.34-	5-	3-	13.09-	0	0	0	2+	1-	6-	0
GLENVILLE PD	73	2,216	3.15	7	2	28.57	0	0	0	2	4	1	0
	72	2,183	5.49	12	5	41.66	0	0	0	0	5	7	0
CHANGE		33+	2.34-	5-	3-	13.09-	0	0	0	2+	1-	6-	0
GRANT COUNTY TOTAL	73	8,853	4.17	37	19	51.35	1	0	0	5	18	9	4
	72	9,572	4.96	44	25	73.52	0	0	0	2	17	8	3
CHANGE		281+	-.21+	3+	6-	2.17-	1+	0-	0	3+	1+	1+	1+
RURAL	73	6,614	3.17	21	8	38.09	1	0	0	3	10	5	2
	72	6,395	4.06	26	20	76.92	0	0	0	2	13	4	3
CHANGE		219+	-.89-	5-	12-	38.83-	1+	0-	0	1+	3-	1+	1-
SHERIFF	73			2	2	100.00	0	0	0	2	0	0	0
	72			7	7	100.00	0	0	0	2	3	2	0
CHANGE				5-	5-	.00	0	0	0	0	3-	2-	0
STATE POLICE	73			19	6	31.57	1	0	0	1	10	5	2
	72			19	13	68.42	0	0	0	0	10	2	3
CHANGE				0	7-	36.85-	1+	0-	0	1+	0	3+	1-
MUNICIPAL	73	2,239	7.14	16	11	68.75	0	0	0	2	8	4	2
	72	2,177	3.67	8	5	62.50	0	0	0	0	4	4	0
CHANGE		62+	3.47+	8+	6+	6.25+	0	0	0	2+	4+	0	2+
PETERSBURG PD	73	2,239	7.14	16	11	68.75	0	0	0	2	8	4	2
	72	2,177	3.67	8	5	62.50	0	0	0	0	4	4	0
CHANGE		62+	3.47+	8+	6+	6.25+	0	0	0	2+	4+	0	2+
GREENBRIER COUNTY TOTAL	73	32,612	4.75	155	44	28.38	1	3	1	16	64	56	14
	72	32,360	5.87	190	62	73.63	3	3	1	11	81	73	18
CHANGE		252+	1.12-	35-	18-	4.25-	2-	0	0	5+	17-	17-	4-
RURAL	73	23,878	5.25	128	33	25.78	1	2	0	14	47	50	14
	72	23,730	6.74	160	53	33.12	2	3	1	11	69	58	16
CHANGE		148+	1.39-	32-	20-	7.34-	1-	1-	1-	3+	22-	8-	2-
SHERIFF	73			10	0	.00	0	0	0	0	6	3	1
	72			30	6	20.00	0	0	0	0	20	8	2
CHANGE				20-	6-	20.00-	0	0	0	0	14-	5-	1-

PAGE 8  
WEST VIRGINIA U C R CRIME INDEX REPORT

		POPULATION	CRIME RATE	TOTAL OFFENSES	TOTAL CLEARED	PERCENT CLEARED	MURDER	RAPE	ROBBERY	FEL ASSLT	BREAK AND ENTER	LARCENY THEFT	AUTO THEFT
STATE POLICE	73			118	33	27.96	1	2	0	14	41	47	13
	72			130	47	36.15	2	3	1	11	49	50	14
CHANGE				12-	14-	8.19-	1-	1-	1-	3+	8-	3-	1-
MUNICIPAL	73	8,734	3.09	27	11	40.74	0	1	1	2	17	6	0
	72	7,630	3.47	30	9	30.00	1	0	0	0	12	15	2
CHANGE		104+	-.38-	3-	2+	10.74+	1-	1+	1+	2+	5+	9-	2-
LEWISBURG PD	73	2,441	3.27	8	5	62.50	0	0	0	0	7	1	0
	72	2,407	.83	2	1	50.00	0	0	0	0	0	2	0
CHANGE		34+	2.44+	6+	4+	12.40+	0	0	0	0	7+	1-	0
RAINELLE PD	73	1,856	3.77	7	1	14.28	0	0	0	0	3	4	0
	72	1,826	4.92	3	4	44.44	0	0	0	0	1	7	1
CHANGE		30+	1.15-	2-	3-	30.16-	0	0	0	0	2+	3-	1-
RONCEVERTE PD	73	2,001	.99	2	0	.00	0	0	0	0	2	0	0
	72	1,981	1.51	3	0	.00	0	0	0	0	3	0	0
CHANGE		20+	-.52-	1-	0	.00	0	0	0	0	1-	0	0
WHITE SULPHUR SPRINGS PD	73	2,436	4.10	10	5	50.00	0	1	1	2	5	1	0
	72	2,416	6.62	16	4	25.00	1	0	0	0	8	6	1
CHANGE		20+	2.52-	6-	1+	25.00+	1-	1+	1+	2+	3-	5-	1-
HAMPSHIRE COUNTY TOTAL	73	12,001	12.91	155	46	29.67	0	1	0	2	93	54	5
	72	11,497	12.31	144	29	20.13	1	2	1	11	85	43	1
CHANGE		304+	-.60+	11+	17+	9.54+	1-	1-	1-	9-	8+	11+	4+
RURAL	73	9,579	14.61	140	36	25.71	0	1	0	2	80	53	4
	72	9,533	14.03	131	29	22.13	1	2	1	11	76	39	1
CHANGE		246+	-.58+	9+	7+	3.58+	1-	1-	1-	9-	4+	14+	3+
SHERIFF	73			59	16	27.11	0	1	0	2	24	30	2
	72			41	0	.00	0	0	0	0	31	10	0
CHANGE				18+	16+	27.11+	0	1+	0	2+	7-	20+	2+
STATE POLICE	73			41	20	48.78	0	0	0	0	56	23	2
	72			90	29	32.22	1	2	1	11	45	29	1
CHANGE				9-	9-	7.53-	1-	2-	1-	11-	11+	6-	1+
MUNICIPAL	73	2,422	6.19	15	10	66.66	0	0	0	0	13	1	1
	72	2,364	5.49	13	0	.00	0	0	0	0	9	4	0
CHANGE		58+	-.70+	2+	10+	66.66+	0	0	0	0	4+	3-	1+
ROMNEY PD	73	2,422	6.19	15	10	66.66	0	0	0	0	13	1	1
	72	2,364	5.49	13	0	.00	0	0	0	0	9	4	0
CHANGE		58+	-.70+	2+	10+	66.66+	0	0	0	0	4+	3-	1+
HANCOCK COUNTY TOTAL	73	45,523	16.40	747	85	11.37	0	8	29	40	263	325	82
	72	41,908	18.25	765	71	9.28	1	2	27	10	290	365	70
CHANGE		3,615+	1.85-	18-	14+	2.09+	1-	6+	2+	30+	27-	40-	12+

PAGE 5  
WEST VIRGINIA U C R CRIME INDEX REPORT

		POPULATION	CRIME RATE	TOTAL OFFENSES	TOTAL CLEARED	PERCENT CLEARED	MURDER	RAPE	ROBBERY	FEL ASSLT	BREAK AND ENTER	LARCENY THEFT	AUTO THEFT
RURAL	73	12,116	16.75	203	34	16.74	0	0	12	24	94	60	7
CHANGE	72	12,564	16.63	209	19	9.09	0	2	8	4	75	100	20
		446+	.12+	6-	15+	7.05+	0	4+	4+	20+	19+	40-	13-
SHERIFF	73			182	31	17.03	0	6	12	23	83	52	6
CHANGE	72			164	14	8.53	0	1	5	4	54	85	15
				18+	17+	8.50+	0	5+	7+	19+	29+	33-	9-
STATE POLICE	73			21	3	14.28	0	0	0	1	11	8	1
CHANGE	72			45	2	11.11	0	1	3	0	21	15	5
				24-	2-	3.17+	0	1-	3-	1+	10-	7-	4-
MUNICIPAL	73	33,405	16.28	544	51	9.37	0	2	17	16	169	265	75
CHANGE	72	29,344	18.54	556	52	9.35	1	0	19	6	215	265	50
		4,061+	2.66-	12-	1-	.02+	1-	2+	2-	10+	46-	0	25+
CHESTER PD	73	3,704	5.71	36	0	.00	0	0	0	0	10	17	9
CHANGE	72	3,810	1.83	7	0	.00	0	0	0	0	2	5	0
		106-	7.88+	29+	0	.00	0	0	0	0	8+	12+	9+
WEIRTON PD	73	27,790	17.19	478	51	10.66	0	2	17	16	146	232	65
CHANGE	72	23,669	22.26	527	45	8.53	1	0	19	6	207	247	47
		4,121+	5.07	49-	6+	2.13+	1-	2+	2-	10+	61-	15-	18+
NEW CUMBERLAND PD	73	1,911	15.69	30	0	.00	0	0	0	0	13	16	1
CHANGE	72	1,865	11.79	22	7	31.81	0	0	0	0	6	13	3
		46+	3.90+	8+	7-	31.81-	0	0	0	0	7+	3+	2-

PAGE 6  
WEST VIRGINIA U C R CRIME INDEX REPORT

		POPULATION	CRIME RATE	TOTAL OFFENSES	TOTAL CLEARED	PERCENT CLEARED	MURDER	RAPE	ROBBERY	FEL ASSLT	BREAK AND ENTER	LARCENY THEFT	AUTO THEFT
HARDY COUNTY	TOTAL	73	9.010	5.43	49	7	14.28	1	0	0	0	27	19
CHANGE	72	9,000	4.06	42	19	45.23	0	0	0	10	19	11	2
		10+	.77+	7+	12-	30.95-	1+	0	0	10-	8+	8+	0

RURAL	73	7,228	6.77	49	7	14.28	1	0	0	0	27	19	2
CHANGE	72	6,676	5.81	40	17	42.50	0	0	0	8	19	11	2
		352+	.96+	9+	10-	28.22-	1+	0	0	8-	8+	8+	0
SHERIFF	73			0	0	.00	0	0	0	0	0	0	0
CHANGE	72			0	0	.00	0	0	0	0	0	0	0
				0	0	.00	0	0	0	0	0	0	0
STATE POLICE	73			49	7	14.28	1	0	0	0	27	19	2
CHANGE	72			40	17	42.5	0	0	0	8	19	11	2
				9+	10-	28.22-	1+	0	0	8-	8+	8+	0
MUNICIPAL	73	1,782	.00	0	0	.00	0	0	0	0	0	0	0
CHANGE	72	2,124	.94	2	2	100.00	0	0	0	2	0	0	0
		342-	.94-	2-	2-	100.00-	0	0	0	2-	0	0	0
MOOREFIELD PD	73	1,782	.00	0	0	.00	0	0	0	0	0	0	0
CHANGE	72	2,124	.94	2	2	100.00	0	0	0	2	0	0	0
		342-	.94-	2-	2-	100.00-	0	0	0	2-	0	0	0

PAGE 10  
WEST VIRGINIA U C R CRIME INDEX REPORT

		POPULATION	CRIME RATE	TOTAL OFFENSES	TOTAL CLEARED	PERCENT CLEARED	MURDER	RAPE	ROBBERY	FEL ASSLT	BREAK AND ENTER	LARCENY THEFT	AUTO THEFT
HARRISON COUNTY	TOTAL	73	74,169	12.54	531	217	23.30	3	5	11	21	322	509
CHANGE	72	73,801	11.14	423	122	14.82	9	4	24	26	300	402	58
		368+	1.40+	108+	95+	8.48+	6-	1+	13-	5-	22+	107+	2+
RURAL	73	33,153	12.42	412	70	16.99	3	4	3	8	168	199	27
CHANGE	72	33,143	9.29	308	63	20.45	6	2	10	14	116	125	35
		10+	3.13+	104+	7+	3.46-	3-	2+	7-	6-	52+	74+	8-
SHERIFF	73			229	41	17.90	2	0	1	6	85	120	15
CHANGE	72			117	1	.85	0	0	0	0	44	54	19
				112+	40+	17.05+	2+	0	1+	6+	41+	66+	9-
STATE POLICE	73			183	29	15.84	1	4	2	2	83	79	12
CHANGE	72			191	62	32.46	6	2	10	14	72	71	16
				8-	33-	16.62-	5-	2+	8-	12-	11+	8+	4-
MUNICIPAL	73	41,016	12.65	519	147	28.32	0	1	8	13	154	310	33
CHANGE	72	40,658	12.66	515	59	11.45	3	2	14	12	184	277	23
		358+	.01-	4+	88+	16.87+	3-	1-	6-	1+	30-	33+	10+
BRIDGEPORT PD	73	4,852	25.55	124	67	54.03	0	1	1	0	19	98	5
CHANGE	72	4,828	7.66	37	2	5.40	0	0	0	0	12	24	1
		24+	17.89+	87+	65+	48.63+	0	1+	1+	0	7+	74+	4+
CLARKSBURG PD	73	24,522	13.86	340	73	21.47	0	0	7	13	109	184	27
CHANGE	72	24,400	17.78	434	42	9.67	0	2	13	11	155	235	18
		122+	3.92-	94-	31+	11.80+	0	2-	6-	2+	46-	51-	9+
SALEM PD	73	2,683	7.08	19	2	10.52	0	0	0	0	7	12	0
CHANGE	72	2,597	7.31	19	6	31.57	0	0	1	1	9	8	0
		86+	.73-	0	4-	21.05-	0	0	1-	1-	2-	4+	0
SHINNSTON PD	73	2,616	.00	0	0	.00	0	0	0	0	0	0	0
CHANGE	72	2,603	.00	0	0	.00	0	0	0	0	0	0	0
		13+	.00	0	0	.00	0	0	0	0	0	0	0
STONEWOOD PD	73	1,480	2.02	4	2	50.00	1	0	0	0	4	0	0
CHANGE	72	1,950	.51	1	0	.00	0	0	0	0	1	0	0
		30+	1.51+	3+	2+	50.00+	0	0	0	0	3+	0	0
ANNORE PD	73	975	4.10	4	1	25.00	0	0	0	0	4	0	0
CHANGE	72	944	8.47	3	5	62.50	0	0	0	0	2	2	1
		31+	4.37-	4-	4-	37.50-	0-	0	0	0	2+	2-	1-
NUTTER FORT PD	73	2,416	11.58	28	2	7.14	0	0	0	0	11	16	1
CHANGE	72	2,379	6.72	16	1	25.00	0	0	0	0	5	8	3
		37+	4.86+	12+	2-	17.86-	0	0	0	0	6+	8+	2-
LUMBERPORT PD	73	972	.00	0	0	.00	0	0	0	0	0	0	0
CHANGE	72	957	.00	0	0	.00	0	0	0	0	0	0	0
		15+	.00	0	0	.00	0	0	0	0	0	0	0

PAGE 11  
WEST VIRGINIA U C R CRIME INDEX REPORT

		POPULATION	CRIME RATE	TOTAL OFFENSES	TOTAL CLEARED	PERCENT CLEARED	MURDER	RAPE	ROBBERY	FEL ASSLT	BREAK AND ENTER	LARCENY THEFT	AUTO THEFT
JACKSON COUNTY	TOTAL	73 21,390	9.37	154	38	19.46	0	2	1	9	75	102	10
	CHANGE	72 21,166 704+	9.25 .05+	196 3+	37 1+	18.47 .22+	0	1 1+	3 2-	7 2+	80 5-	102 0	3 7+
RURAL	TOTAL	73 13,771	8.56	118	13	11.01	0	0	1	9	52	49	7
	CHANGE	72 13,635 132+	9.01 .45-	123 5-	17 4-	13.82 2.81-	0	1 1-	3 2-	3 6+	60 8-	53 4-	3 4+
SHERIFF	TOTAL	73		59	5	8.47	0	0	1	7	27	20	4
	CHANGE	72		50 9+	5	10.00 1.53-	0	0 0	0 1+	0 7+	26 1-	21 1-	1 3+
STATE POLICE	TOTAL	73		59	8	13.55	0	0	0	2	25	29	3
	CHANGE	72		73 14-	12 4-	16.43 2.88-	0	1 1-	3 3-	3 1-	32 7-	32 3-	2 1+
MUNICIPAL	TOTAL	73 7,619	10.63	81	25	30.86	0	2	0	0	23	53	3
	CHANGE	72 7,547 72+	9.67 .96+	73 8+	20 5+	27.39 3.47+	0	0 2+	0 0	4 4-	20 3+	49 4+	0 3+
RAVENSWOOD PD	TOTAL	73 4,338	8.06	35	15	42.85	0	2	0	0	8	24	1
	CHANGE	72 4,297 41+	11.86 3.80-	51 16-	13 2+	25.49 17.36+	0	0 2+	0 0	2 2-	16 8-	33 9-	0 1+
RIPLEY PD	TOTAL	73 3,281	14.01	46	10	21.73	0	0	0	0	15	29	2
	CHANGE	72 3,250 31+	6.76 7.25+	22 24+	7 3+	31.81 10.03-	0	0 0	0 0	2 2-	4 11+	16 13+	0 2+
JEFFERSON COUNTY	TOTAL	73 21,662	16.32	357	114	31.93	4	4	6	16	130	170	27
	CHANGE	72 21,352 510+	15.36 .96+	328 29+	80 34+	24.39 7.54+	3	1 3+	5 1+	16 0	141 11-	132 38+	30 3-
RURAL	TOTAL	73 14,775	20.03	296	72	24.32	4	4	5	9	109	139	26
	CHANGE	72 14,442 333+	19.45 .58+	281 15+	53 19+	18.86 5.46+	2	1 3+	3 2+	11 2-	127 18-	112 27+	25 1+
SHERIFF	TOTAL	73		89	12	13.48	2	3	0	1	30	50	3
	CHANGE	72		81 8+	8 4+	9.87 3.61+	0	0 3+	0 0	3 2-	39 9-	37 13+	2 1+
STATE POLICE	TOTAL	73		207	60	18.98	2	1	5	8	79	89	23
	CHANGE	72		280 7+	45 15+	22.50 6.48+	2	1 0	3 2+	8 0	88 9-	73 14+	23 0
MUNICIPAL	TOTAL	73 7,087	8.60	61	42	68.85	0	0	1	7	21	31	1
	CHANGE	72 6,910 177+	6.80 1.80+	47 14+	27 15+	57.44 11.41+	1	0 1-	2 1-	5 2+	14 7+	20 11+	5 4-
CHARLES TOWN PD	TOTAL	73 3,105	12.23	38	29	76.31	0	0	1	1	9	26	1
	CHANGE	72 3,033 72+	6.26 5.97+	19 19+	13 16+	68.42 7.89+	0	0 0	1 0	0 1+	2 7+	15 11+	1 0

PAGE 12  
WEST VIRGINIA U C R CRIME INDEX REPORT

		POPULATION	CRIME RATE	TOTAL OFFENSES	TOTAL CLEARED	PERCENT CLEARED	MURDER	RAPE	ROBBERY	FEL ASSLT	BREAK AND ENTER	LARCENY THEFT	AUTO THEFT
SHEPHERDSTOWN PD	TOTAL	73 1,734	3.46	6	4	66.66	0	0	0	0	5	1	0
	CHANGE	72 1,688 46+	7.70 4.24-	13 7-	5 1-	38.46 28.20+	0	0 0	0 0	0 0	11 6-	0 1+	2 2-
RANSON PD	TOTAL	73 2,248	7.56	17	9	52.94	0	0	0	6	7	4	0
	CHANGE	72 2,189 59+	6.85 .71+	15 2+	9 0	60.00 7.06-	1	0 1-	1 1-	5 1+	1 6+	5 1-	2 2-
KANAWHA COUNTY	TOTAL	73 235,105	24.35	5731	1311	22.87	17	28	117	167	1421	3524	457
	CHANGE	72 228,198 6,907+	25.08 .73-	5728 3+	1240 71+	21.64 1.23+	16	24 4+	146 29-	221 54-	1353 68+	3488 36+	480 23-
RURAL	TOTAL	73 104,709	13.08	1370	214	15.62	6	18	16	45	425	744	116
	CHANGE	72 100,429 4,280+	11.89 1.19+	1195 175+	217 3-	18.15 2.53-	4	12 6+	9 7+	51 6-	386 39+	642 102+	91 25+
SHERIFF	TOTAL	73		219	75	34.24	1	5	3	12	56	103	39
	CHANGE	72		167 52+	62 13+	37.12 2.88-	0	5 0	0 3+	6 6+	54 2+	76 27+	26 13+
STATE POLICE	TOTAL	73		1191	139	12.07	5	13	13	33	369	641	77
	CHANGE	72		1028 123+	155 16-	15.07 3.00-	4	7 6+	9 4+	45 12-	332 37+	566 75+	65 12+
MUNICIPAL	TOTAL	73 130,390	33.40	4361	1097	25.15	11	10	101	22	996	2780	341
	CHANGE	72 127,709 2,627+	35.44 2.04-	4533 172-	1023 74+	22.56 2.59+	12	12 2-	137 36-	70 48-	967 29+	2846 66-	389 48-
BELLE PD	TOTAL	73 1,855	.00	0	0	.00	0	0	0	0	0	0	0
	CHANGE	72 1,786 69+	.55 .55-	1 1-	1 1-	100.00 100.00-	0	0 0	0 0	0 0	0 0	1 1-	0 0
CHARLESTON PD	TOTAL	73 69,100	45.21	3125	818	26.17	10	8	93	112	699	1907	296
	CHANGE	72 69,600 500-	49.28 4.07-	3432 307-	901 83-	26.25 .08-	12	10 2-	131 38-	40 28-	693 6+	2104 197-	342 46-
DUNBAR PD	TOTAL	73 9,500	21.05	200	176	88.00	0	2	5	8	93	84	8
	CHANGE	72 9,098 402+	12.96 8.09+	118 82+	4 172+	3.38 84.62+	0	0 2+	0 5+	2 6+	42 51+	61 23+	13 5-
NITRO PD	TOTAL	73 8,309	17.81	148	4	2.70	0	0	0	0	42	103	3
	CHANGE	72 8,665 1,644+	27.60 9.79-	184 36-	10 6-	5.43 2.73-	0	0 0	1 1-	2 2-	40 2+	137 34-	4 1-
ST ALBANS PD	TOTAL	73 14,905	25.69	383	11	2.87	0	0	1	1	60	310	11
	CHANGE	72 14,774 631+	26.68 .99-	381 2+	45 34-	11.81 8.94-	0	0 0	1 0	1 1-	75 15-	290 10+	13 2-
SOUTH CHARLESTON PD	TOTAL	73 16,957	27.83	472	59	12.50	1	0	2	1	95	350	23
	CHANGE	72 16,239 716+	27.41 5.42+	364 108+	52 7+	14.28 1.78-	0	2 1-	3 1-	18 17-	85 10+	242 108+	14 9+

PAGE 13  
WEST VIRGINIA U C R CRIME INDEX REPORT

		POPULATION	CRIME RATE	TOTAL OFFENSES	TOTAL CLEARED	PERCENT CLEARED	MURDER	RAPE	ROBBERY	FEL ASSLT	BREAK AND ENTER	LARCENY THEFT	AUTO THEFT	
CHESAPEAKE PD	73	2,521	10.51	26	26	100.00	0	0	0	0	1	25	0	
	72	2,414	12.84	31	3	9.67	0	0	1	6	17	5	2	
CHANGE		107+	2.53-	5-	23+	96.33+	0	0	1-	6-	16-	20+	2-	
MARMET PD	73	2,429	.82	2	0	.00	0	0	0	0	2	0	0	
	72	2,326	1.26	3	0	.00	0	0	0	0	2	1	0	
CHANGE		103+	.46-	1-	0	.00	0	0	0	0	0	1-	0	
EAST BANK PD	73	1,064	1.87	2	0	.00	0	0	0	0	1	1	0	
	72	1,025	.97	1	1	100.00	0	0	0	0	1	0	0	
CHANGE		39+	.90+	1+	1-	100.00-	0	0	0	0	0	0	0	
GLASGOW PD	73	939	.00	0	0	.00	0	0	0	0	0	0	0	
	72	904	.00	0	0	.00	0	0	0	0	0	0	0	
CHANGE		35+	.00	0	0	.00	0	0	0	0	0	0	0	
CLENDENIN PD	73	1,493	2.00	3	3	100.00	0	0	0	0	3	0	0	
	72	1,438	6.95	10	3	30.00	0	0	0	0	7	2	1	
CHANGE		55+	4.95-	7-	0	70.00+	0	0	0	0	4-	2-	1-	
CEDAR GROVE PD	73	1,324	.00	0	0	.00	0	0	0	0	0	0	0	
	72	2,000	4.00	8	3	37.50	0	0	0	0	5	3	0	
CHANGE		676-	4.00-	8-	3-	37.50-	0	0	0	0	5-	3-	0	
LEWIS COUNTY	TOTAL	73	18,040	4.04	73	40	54.79	0	2	0	9	31	22	9
	72	17,921	4.40	79	35	44.30	1	0	1	18	28	24	7	
CHANGE		119+	.36-	6-	5+	10.49+	1-	2+	1-	9-	3+	2-	2+	
RURAL	73	10,638	4.04	43	22	51.16	0	1	0	6	18	10	8	
	72	10,568	4.82	51	23	45.09	1	0	1	15	20	9	5	
CHANGE		70+	.78-	8-	1-	6.07+	1-	1+	1-	9-	2-	1+	3+	
SHERIFF	73			21	17	80.95	0	1	0	5	9	4	2	
	72			20	19	95.00	0	0	0	15	1	4	0	
CHANGE				1+	2-	14.05-	0	1+	0	10-	8+	0	2+	
STATE POLICE	73			22	5	22.72	0	0	0	1	9	6	6	
	72			31	4	12.90	1	0	1	0	19	5	5	
CHANGE				9-	1+	9.82+	1-	0	1-	1+	10-	1+	1+	
MUNICIPAL	73	7,402	4.05	30	18	60.00	0	1	0	3	13	12	1	
	72	7,353	3.80	28	12	42.85	0	0	0	3	8	15	2	
CHANGE		49+	.25+	2+	6+	17.15+	0	1+	0	0	5+	3-	1-	
WESTON PD	73	7,402	4.05	30	18	60.00	0	1	0	3	13	12	1	
	72	7,353	3.80	28	12	42.85	0	0	0	3	8	15	2	
CHANGE		49+	.25+	2+	6+	17.15+	0	1+	0	0	5+	3-	1-	
LINCOLN COUNTY	TOTAL	73	19,444	5.14	100	47	47.00	1	4	1	11	31	43	9
	72	19,097	7.74	148	87	58.78	0	4	4	32	51	44	13	
CHANGE		347+	2.60-	48-	40-	11.78-	1+	0	3-	21-	20-	1-	4-	

PAGE 14  
WEST VIRGINIA U C R CRIME INDEX REPORT

		POPULATION	CRIME RATE	TOTAL OFFENSES	TOTAL CLEARED	PERCENT CLEARED	MURDER	RAPE	ROBBERY	FEL ASSLT	BREAK AND ENTER	LARCENY THEFT	AUTO THEFT	
RURAL	73	19,444	5.14	100	47	47.00	1	4	1	11	31	43	9	
	72	19,097	7.74	148	87	58.78	0	4	4	32	51	44	13	
CHANGE		347+	2.60-	48-	40-	11.78-	1+	0	3-	21-	20-	1-	4-	
SHERIFF	73			32	31	96.87	0	4	0	4	9	14	1	
	72			17	16	94.11	0	0	0	2	5	8	2	
CHANGE				15+	15+	2.76+	0	4+	0	2+	4+	6+	1-	
STATE POLICE	73			68	16	23.52	1	0	1	7	22	29	8	
	72			131	71	54.19	0	4	4	30	46	36	11	
CHANGE				63-	55-	30.67-	1+	4-	3-	23-	24-	7-	3-	
LOGAN COUNTY	TOTAL	73	47,495	31.45	1496	1217	81.35	5	3	8	19	136	1255	70
	72	45,947	7.57	348	92	26.43	8	0	3	30	138	136	33	
CHANGE		1,548+	23.92+	1148+	1125+	54.92+	3-	3+	5+	11-	2-	1119+	37+	
RURAL	73	42,863	32.54	1395	1190	85.30	5	3	8	9	131	1173	66	
	72	41,458	7.91	328	82	25.00	8	0	3	22	134	128	33	
CHANGE		1,405+	24.63+	1067+	1108+	60.30+	3-	3+	5+	13-	3-	1043+	33+	
SHERIFF	73			26	6	23.07	0	0	0	4	9	10	3	
	72			20	5	25.00	0	0	1	1	17	1	0	
CHANGE				6+	1+	1.93-	0	0	1-	3+	8-	9+	3+	
STATE POLICE	73			1369	1184	86.48	5	3	8	5	122	1163	63	
	72			308	77	25.00	8	0	2	21	117	127	35	
CHANGE				1061+	1107+	61.48+	3-	3+	6+	16-	5+	1036+	30+	
MUNICIPAL	73	4,632	21.80	101	27	26.73	0	0	0	10	5	82	4	
	72	4,485	4.45	20	10	50.00	0	0	0	8	4	8	0	
CHANGE		143+	17.35+	81+	17+	23.27-	0	0	0	2+	1+	74+	4+	
LOGAN PD	73	3,399	29.71	101	26	25.74	0	0	0	10	5	82	4	
	72	3,288	6.08	20	10	50.00	0	0	0	8	4	8	0	
CHANGE		111+	23.63+	81+	16+	24.26-	0	0	0	2+	1+	74+	4+	
MAN PD	73	1,233	.00	0	1	.00	0	0	0	0	0	0	0	
	72	1,201	.00	0	0	.00	0	0	0	0	0	0	0	
CHANGE		32+	.00	0	1+	.00	0	0	0	0	0	0	0	
MCDOWELL COUNTY	TOTAL	73	52,010	4.07	212	114	53.77	5	3	8	62	76	50	8
	72	50,151	5.04	253	157	62.00	10	10	2	92	66	55	18	
CHANGE		1,859+	.97-	41-	43-	8.28-	5-	7-	6+	30-	10+	5-	10-	
RURAL	73	36,730	5.30	195	106	54.35	5	3	8	59	64	48	8	
	72	35,537	6.14	221	139	62.89	10	10	2	89	53	43	14	
CHANGE		793+	.84-	26-	33-	8.54-	5-	7-	6+	30-	11+	5+	6-	
SHERIFF	73			45	42	93.33	2	3	2	14	14	10	0	
	72			25	25	100.00	1	5	0	11	3	3	2	
CHANGE				20+	17+	6.67-	1+	2-	2+	3+	11+	7+	2-	



PAGE 15  
 WEST VIRGINIA U C R CRIME INDEX REPORT

		POPULATION	CRIME RATE	TOTAL OFFENSES	TOTAL CLEARED	PERCENT CLEARED	MURDER	RAPE	ROBBERY	FEL ASSLT	BREAK AND ENTER	LARCENY THEFT	AUTO THEFT
STATE POLICE	73			150	64	42.66	3	0	6	45	50	38	8
CHANGE	72			196	114	58.16	9	5	2	78	50	40	12
MUNICIPAL	73	15,280	1.11	17	8	47.05	0	0	0	3	12	2	0
CHANGE	72	14,714	2.25	32	18	56.25	0	0	0	3	13	12	4
KEYSTONE PD	73	1,035	.00	0	0	.00	0	0	0	0	0	0	0
CHANGE	72	1,008	1.98	2	2	100.00	0	0	0	2	0	0	0
MAR PD	73	2,058	1.94	4	1	25.00	0	0	0	0	4	0	0
CHANGE	72	1,984	4.53	9	9	100.00	0	0	0	0	1	6	2
MELCH PD	73	4,259	.93	4	4	100.00	0	0	0	0	3	1	0
CHANGE	72	4,107	.48	2	2	100.00	0	0	0	0	1	1	0
ARAWALT PD	73	822	1.21	1	0	.00	0	0	0	1	0	0	0
CHANGE	72	801	.00	0	0	.00	0	0	0	0	0	0	0
GARY PD	73	3,500	1.14	4	0	.00	0	0	0	0	4	0	0
CHANGE	72	2,804	1.35	1	0	.00	0	0	0	0	0	1	0
NORTH FORK PD	73	756	1.32	1	1	100.00	0	0	0	0	0	1	0
CHANGE	72	737	.00	0	0	.00	0	0	0	0	0	0	0
DAVY PD	73	1,019	.00	0	0	.00	0	0	0	0	0	0	0
CHANGE	72	993	.00	0	0	.00	0	0	0	0	0	0	0
KIMBALL PD	73	987	3.03	3	2	66.66	0	0	0	2	1	0	0
CHANGE	72	962	12.47	12	5	41.66	0	0	0	1	10	1	0
TEAFER PD	73	844	.00	0	0	.00	0	0	0	0	0	0	0
CHANGE	72	822	7.29	6	0	.00	0	0	0	0	1	3	2
CHANGE		22+	7.29-	6-	0	.00	0	0	0	0	1-	3-	2-
<b>MARTON COUNTY</b>	<b>TOTAL</b>	<b>73</b>	<b>62,402</b>	<b>12.92</b>	<b>807</b>	<b>175</b>	<b>21.68</b>	<b>4</b>	<b>9</b>	<b>30</b>	<b>56</b>	<b>287</b>	<b>93</b>
		<b>72</b>	<b>61,783</b>	<b>6.81</b>	<b>421</b>	<b>52</b>	<b>12.35</b>	<b>0</b>	<b>7</b>	<b>23</b>	<b>17</b>	<b>122</b>	<b>18</b>
	<b>CHANGE</b>		<b>619+</b>	<b>6.11+</b>	<b>386+</b>	<b>123+</b>	<b>9.33+</b>	<b>4+</b>	<b>2+</b>	<b>7+</b>	<b>39+</b>	<b>165+</b>	<b>75+</b>
<b>RURAL</b>	<b>73</b>	<b>29,423</b>	<b>6.55</b>	<b>193</b>	<b>45</b>	<b>23.31</b>	<b>2</b>	<b>3</b>	<b>3</b>	<b>17</b>	<b>66</b>	<b>67</b>	<b>35</b>
	<b>72</b>	<b>28,634</b>	<b>2.47</b>	<b>71</b>	<b>27</b>	<b>38.02</b>	<b>0</b>	<b>3</b>	<b>2</b>	<b>13</b>	<b>24</b>	<b>23</b>	<b>6</b>
	<b>CHANGE</b>	<b>789+</b>	<b>4.08+</b>	<b>122+</b>	<b>18+</b>	<b>14.71-</b>	<b>2+</b>	<b>0</b>	<b>1+</b>	<b>4+</b>	<b>42+</b>	<b>44+</b>	<b>29+</b>

PAGE 16  
 WEST VIRGINIA U C R CRIME INDEX REPORT

		POPULATION	CRIME RATE	TOTAL OFFENSES	TOTAL CLEARED	PERCENT CLEARED	MURDER	RAPE	ROBBERY	FEL ASSLT	BREAK AND ENTER	LARCENY THEFT	AUTO THEFT
SHERIFF	73			143	45	31.46	2	3	3	16	51	42	26
CHANGE	72			31	18	58.06	0	2	2	12	9	5	1
STATE POLICE	73			50	0	.00	0	0	0	1	15	25	9
CHANGE	72			40	9	22.50	0	1	0	1	15	18	5
MUNICIPAL	73	32,979	18.61	614	130	21.17	2	6	27	39	221	261	58
CHANGE	72	33,149	10.55	350	25	7.14	0	4	21	4	98	211	12
FAIRMONT PD	73	25,832	22.76	588	127	21.59	2	6	27	39	216	242	56
CHANGE	72	25,900	12.35	320	14	4.37	0	4	21	2	86	197	10
MANNINGTON PD	73	2,819	8.15	23	2	8.69	0	0	0	0	4	18	1
CHANGE	72	2,766	9.76	27	11	40.74	0	0	0	1	10	14	2
RIVESVILLE PD	73	1,137	.00	0	0	.00	0	0	0	0	0	0	0
CHANGE	72	1,108	.00	0	0	.00	0	0	0	0	0	0	0
MONONGAH PD	73	954	.00	0	0	.00	0	0	0	0	0	0	0
CHANGE	72	1,194	.83	1	0	.00	0	0	0	0	1	0	0
FAIRVIEW PD	73	656	.00	0	0	.00	0	0	0	0	0	0	0
CHANGE	72	640	.00	0	0	.00	0	0	0	0	0	0	0
FARMINGTON PD	73	610	.00	0	0	.00	0	0	0	0	0	0	0
CHANGE	72	595	.00	0	0	.00	0	0	0	0	0	0	0
GRANT TOWN PD	73	971	3.08	3	1	33.33	0	0	0	0	1	1	1
CHANGE	72	940	2.11	2	0	.00	0	0	0	1	1	0	0
CHANGE		25+	.97+	1+	1+	33.33+	0	0	0	1-	0	1+	1+
<b>MARSHALL COUNTY</b>	<b>TOTAL</b>	<b>73</b>	<b>38,419</b>	<b>11.83</b>	<b>455</b>	<b>117</b>	<b>25.71</b>	<b>3</b>	<b>8</b>	<b>24</b>	<b>104</b>	<b>288</b>	<b>28</b>
		<b>72</b>	<b>37,784</b>	<b>12.30</b>	<b>465</b>	<b>150</b>	<b>32.25</b>	<b>3</b>	<b>5</b>	<b>6</b>	<b>100</b>	<b>310</b>	<b>29</b>
	<b>CHANGE</b>		<b>635+</b>	<b>.47-</b>	<b>10-</b>	<b>33-</b>	<b>6.54-</b>	<b>0</b>	<b>5-</b>	<b>2+</b>	<b>12+</b>	<b>4+</b>	<b>22-</b>
<b>RURAL</b>	<b>73</b>	<b>15,129</b>	<b>10.24</b>	<b>155</b>	<b>26</b>	<b>16.77</b>	<b>2</b>	<b>0</b>	<b>3</b>	<b>23</b>	<b>61</b>	<b>57</b>	<b>9</b>
	<b>72</b>	<b>14,897</b>	<b>7.24</b>	<b>168</b>	<b>26</b>	<b>24.07</b>	<b>3</b>	<b>4</b>	<b>3</b>	<b>8</b>	<b>51</b>	<b>30</b>	<b>9</b>
	<b>CHANGE</b>	<b>232+</b>	<b>3.00+</b>	<b>47+</b>	<b>0</b>	<b>7.30-</b>	<b>1-</b>	<b>4-</b>	<b>0</b>	<b>15+</b>	<b>10+</b>	<b>27+</b>	<b>0</b>
SHERIFF	73			70	7	10.00	0	0	0	3	37	29	1
CHANGE	72			13	1	7.69	0	0	0	1	10	2	0
				57+	0+	2.31+	0	0	0	2+	27+	27+	1+

Page 17  
WEST VIRGINIA U C R CRIME INDEX REPORT

		POPULATION	CRIME RATE	TOTAL OFFENSES	TOTAL CLEARED	PERCENT CLEARED	MURDER	RAPE	ROBBERY	FEL ASHLT	BREAK AND ENTER	LARCENY THEFT	AUTO THEFT	
STATE POLICE	73			85	19	22.35	4	0	3	20	24	28	8	
	72			95	25	26.31	3	4	3	7	41	28	9	
CHANGE				10-	6-	3.96-	1-	4-	0	13+	17-	0	1-	
MUNICIPAL	73	23,290	12.87	300	91	30.33	1	0	5	1	43	231	19	
	72	22,887	15.59	357	124	34.73	0	1	3	4	49	280	20	
CHANGE		403+	2.72-	57-	33-	4.40-	1+	1-	2+	3-	6-	49-	1-	
SEAWOOD PD	73	2,797	28.60	80	59	73.75	0	0	3	0	10	64	3	
	72	2,751	27.26	75	55	73.33	0	0	0	0	5	69	1	
CHANGE		46+	1.34+	5+	4+	.42+	0	0	3+	0	5+	5-	2+	
CAMFRON PD	73	1,571	.00	0	0	.00	0	0	0	0	0	0	0	
	72	1,537	.00	0	0	.00	0	0	0	0	0	0	0	
CHANGE		34+	.00	0	0	.00	0	0	0	0	0	0	0	
GLEN DALE PD	73	2,157	5.91	13	3	23.07	0	0	0	0	10	2	1	
	72	2,150	14.41	31	7	22.58	0	0	0	0	22	8	1	
CHANGE		47+	8.50-	18-	4-	.49+	0	0	0	0	12-	6-	0	
MCHENEN PD	73	2,869	.00	0	0	.00	0	0	0	0	0	0	0	
	72	2,822	.00	0	0	.00	0	0	0	0	0	0	0	
CHANGE		47+	.00	0	0	.00	0	0	0	0	0	0	0	
MOUNDSVILLE PD	73	13,856	14.93	207	29	14.00	1	0	2	1	23	165	15	
	72	13,627	18.41	251	62	24.70	0	1	3	4	22	203	18	
CHANGE		229+	3.48-	44-	33-	10.70-	1+	1-	1-	3-	1+	38-	3-	
MASON COUNTY	TOTAL	73	24,941	5.73	143	30	20.97	0	0	2	7	66	58	10
	72	24,858	4.86	121	24	19.83	0	0	2	4	44	44	27	
CHANGE		83+	.87+	22+	6+	1.14+	0	0	0	3+	22+	14+	17-	
RURAL	73	15,386	3.37	52	19	36.53	0	0	0	5	33	10	4	
	72	15,390	1.42	22	4	18.18	0	0	1	0	10	5	6	
CHANGE		4-	1.95+	30+	15+	18.35+	0	0	1-	5+	23+	5+	2-	
SHERIFF	73			24	14	58.33	0	0	0	2	19	3	0	
	72			7	0	.00	0	0	1	0	3	0	3	
CHANGE				17+	14+	58.33+	0	0	1-	2+	16+	3+	3-	
STATE POLICE	73			28	5	17.85	0	0	0	3	14	7	4	
	72			15	4	26.66	0	0	0	0	7	5	3	
CHANGE				13+	1+	8.81-	0	0	0	3+	7+	2+	1+	
MUNICIPAL	73	9,555	9.52	91	11	12.08	0	0	2	2	33	48	6	
	72	9,468	10.45	99	20	20.20	0	0	1	4	34	39	21	
CHANGE		87+	.93-	8-	9-	8.12-	0	0	1+	2-	1-	9+	15-	
POINT PLEASANT PD	73	7,023	10.10	71	8	11.26	0	0	1	2	19	45	4	
	72	7,000	12.85	90	18	20.00	0	0	0	4	31	36	19	
CHANGE		23+	2.75-	19-	10-	8.74-	0	0	1+	2-	12-	9+	15-	

Page 18  
WEST VIRGINIA U C R CRIME INDEX REPORT

		POPULATION	CRIME RATE	TOTAL OFFENSES	TOTAL CLEARED	PERCENT CLEARED	MURDER	RAPE	ROBBERY	FEL ASHLT	BREAK AND ENTER	LARCENY THEFT	AUTO THEFT	
NEW HAVEN PD	73	1,179	9.32	11	1	9.09	0	0	1	0	8	0	2	
	72	1,149	5.22	6	2	33.33	0	0	0	0	2	3	1	
CHANGE		30+	4.10+	5+	1-	24.24-	0	0	1+	0	6+	3-	1+	
MASON PD	73	1,353	6.65	9	2	22.22	0	0	0	0	6	3	0	
	72	1,319	2.27	3	0	.00	0	0	0	0	1	0	1	
CHANGE		34+	4.38+	6+	2+	22.22+	0	0	1-	0	5+	3+	1-	
HECKER COUNTY	TOTAL	73	64,591	14.33	926	242	26.13	2	4	25	77	289	482	47
	72	63,644	15.55	990	242	24.44	6	3	15	72	297	546	51	
CHANGE		947+	1.22-	64-	0	1.69+	4-	1+	10+	5+	8-	64-	4-	
RURAL	73	36,151	7.20	275	68	24.72	1	2	11	24	104	112	21	
	72	37,610	7.28	274	90	32.84	4	2	1	32	110	104	21	
CHANGE		341+	.08-	1+	22-	8.12-	3-	0	10+	8-	6-	8+	0	
SHERIFF	73			16	3	18.75	0	0	0	0	5	7	1	
	72			30	10	33.33	0	0	1	0	26	3	0	
CHANGE				14-	7-	14.58-	0	0	2+	0	21-	4+	1+	
STATE POLICE	73			259	65	25.09	1	2	8	24	99	105	20	
	72			244	80	32.78	4	2	0	32	84	101	21	
CHANGE				15+	15-	7.69-	3-	0	8+	8-	15+	4+	1-	
MUNICIPAL	73	26,440	24.62	51	174	26.72	1	2	14	53	185	370	26	
	72	26,034	27.50	716	152	21.22	2	1	14	40	187	442	30	
CHANGE		406+	2.88-	65-	22+	5.50+	1-	1+	0	13+	2-	72-	4-	
ATHENS PD	73	988	3.03	3	0	.00	0	0	0	0	1	2	0	
	72	967	5.17	5	0	.00	0	0	0	0	0	5	0	
CHANGE		21+	2.14-	2-	0	.00	0	0	0	0	1+	3-	0	
BLUEFIELD PD	73	16,269	27.10	441	74	21.31	1	1	13	33	130	242	21	
	72	16,031	25.73	573	01	17.62	2	1	14	20	169	341	26	
CHANGE		238+	8.63-	132-	7-	3.69+	1-	0	1-	13+	39-	99-	5-	
PRINCETON PD	73	7,412	27.74	206	80	38.83	0	1	1	20	53	126	5	
	72	7,303	18.62	136	49	36.02	0	0	0	20	17	96	3	
CHANGE		109+	9.17+	70+	31+	2.81+	0	1+	1+	0	36+	30+	2+	
MATOAKA PD	73	621	.00	0	0	.00	0	0	0	0	0	0	0	
	72	608	3.28	2	2	100.00	0	0	0	0	1	0	1	
CHANGE		13+	3.28-	2-	2-	100.00-	0	0	0	0	1-	0	1-	
BRAMWELL PD	73	1,150	.86	1	0	.00	0	0	0	0	1	0	0	
	72	1,125	.00	0	0	.00	0	0	0	0	0	0	0	
CHANGE		25+	.86+	1+	0	.00	0	0	0	0	1+	0	0	
MINERAL COUNTY	TOTAL	73	23,753	7.36	175	71	40.57	1	0	8	44	37	79	6
	72	23,857	6.78	162	60	37.03	1	2	1	19	54	77	8	
CHANGE		104-	.58+	13+	11+	3.54+	0	2-	7+	25+	17-	2+	2-	

PAGE 19  
WEST VIRGINIA U C R CRIME INDEX REPORT

		POPULATION	CRIME RATE	TOTAL OFFENSES	TOTAL CLEARED	PERCENT CLEARED	MURDER	RAPE	ROBBERY	FEL ASSLT	BREAK AND ENTER	LARCENY THEFT	AUTO THEFT
RURAL	73	14,115	7.36	104	14	42.30	1	0	1	29	28	41	4
CHANGE	72	14,126	8.07	114	12	45.61	1	2	0	12	34	57	8
		11-	.71-	10-	8-	3.31-	0	2-	1+	17+	6-	16-	4-
SHERIFF	73			0	0	.00	0	0	0	0	0	0	0
CHANGE	72			4	1	25.00	0	0	0	0	0	0	0
				4-	1-	25.00-	0	0	0	0	3-	0	1-
STATE POLICE	73			104	44	42.30	1	0	1	29	28	41	4
CHANGE	72			110	51	46.36	1	2	0	12	31	57	7
				6-	7-	4.06-	0	2-	1+	17+	3-	16-	3-
MUNICIPAL	73	9,638	7.36	71	27	38.02	0	0	7	15	9	38	2
CHANGE	72	9,731	4.93	44	8	16.66	0	0	1	7	20	20	0
		93-	2.43+	23+	19+	21.36+	0	0	6+	8+	11-	18+	2+
KEYSER PD	73	6,665	10.35	69	27	39.13	0	0	7	15	8	38	1
CHANGE	72	6,799	6.32	43	8	18.60	0	0	1	7	16	19	0
		134-	4.03+	26+	19+	20.53+	0	0	6+	8+	8-	19+	1+
PIEDMONT PD	73	1,823	.54	1	0	.00	0	0	0	0	1	0	0
CHANGE	72	1,820	.00	0	0	.00	0	0	0	0	0	0	0
		3+	.54+	1+	0	.00	0	0	0	0	1+	0	0
RIDGELEY PD	73	1,150	.86	1	0	.00	0	0	0	0	0	0	1
CHANGE	72	1,112	4.49	5	0	.00	0	0	0	0	4	1	0
		38+	3.63-	4-	0	.00	0	0	0	0	4-	1-	1+

MORGAN COUNTY		TOTAL	POPULATION	CRIME RATE	TOTAL OFFENSES	TOTAL CLEARED	PERCENT CLEARED	MURDER	RAPE	ROBBERY	FEL ASSLT	BREAK AND ENTER	LARCENY THEFT	AUTO THEFT
	73	33,554	11.29	379	75	19.78	3	3	4	11	169	143	46	
CHANGE	72	31,282	7.25	227	55	24.22	2	4	10	9	79	66	57	
		2,272+	4.04+	152+	20+	4.44-	1+	1-	6-	2+	90+	77+	11-	

RURAL	73	24,754	6.62	164	29	17.68	3	3	1	7	58	58	34
CHANGE	72	23,309	7.55	176	37	21.02	2	1	5	8	59	54	47
		1,445+	.93-	12-	8-	3.34-	1+	2+	4-	1-	1-	4+	13-
SHERIFF	73			23	12	52.17	1	1	0	3	13	2	3
CHANGE	72			41	19	46.34	1	0	4	7	18	4	7
				18-	7-	5.83+	0	1+	4-	4-	5-	2-	4-
STATE POLICE	73			141	17	12.05	2	2	1	4	45	56	31
CHANGE	72			135	18	13.33	1	1	1	1	41	50	40
				6+	1-	1.28-	1+	1+	0	3+	4+	6+	9-
MUNICIPAL	73	8,800	24.43	215	46	21.39	0	0	3	4	111	85	12
CHANGE	72	7,973	6.39	51	18	35.29	0	3	5	1	20	12	10
		827+	18.04+	164+	28+	13.90-	0	3-	2-	3+	91+	73+	2+
GILBERT PD	73	806	11.16	9	3	33.33	0	0	0	1	7	1	0
CHANGE	72	778	.00	0	0	.00	0	0	0	0	0	0	0
		28+	11.16+	9+	3+	33.33+	0	0	0	1+	7+	1+	0

PAGE 20  
WEST VIRGINIA U C R CRIME INDEX REPORT

		POPULATION	CRIME RATE	TOTAL OFFENSES	TOTAL CLEARED	PERCENT CLEARED	MURDER	RAPE	ROBBERY	FEL ASSLT	BREAK AND ENTER	LARCENY THEFT	AUTO THEFT
WILLIAMSON PD	73	5,644	36.31	205	43	20.97	0	0	3	3	103	84	12
CHANGE	72	5,703	8.06	46	14	30.43	0	3	5	1	17	10	10
		59-	28.25+	159+	29+	9.46-	0	3-	2-	2+	86+	74+	2+
KERMIT PD	73	741	.00	0	0	.00	0	0	0	0	0	0	0
CHANGE	72	716	.00	0	0	.00	0	0	0	0	0	0	0
		25+	.00	0	0	.00	0	0	0	0	0	0	0
DELBARTON PD	73	935	.00	0	0	.00	0	0	0	0	0	0	0
CHANGE	72	903	5.53	5	4	80.00	0	0	0	0	3	2	0
		32+	5.53-	5-	4-	80.00-	0	0	0	0	3-	2-	0
MATEMAN PD	73	674	1.48	1	0	.00	0	0	0	0	1	0	0
CHANGE	72	651	.00	0	0	.00	0	0	0	0	0	0	0
		23+	1.48+	1+	0	.00	0	0	0	0	1+	0	0

MONONGALIA COUNTY		TOTAL	POPULATION	CRIME RATE	TOTAL OFFENSES	TOTAL CLEARED	PERCENT CLEARED	MURDER	RAPE	ROBBERY	FEL ASSLT	BREAK AND ENTER	LARCENY THEFT	AUTO THEFT
	73	65,372	6.86	449	77	17.14	1	3	6	17	163	172	87	
CHANGE	72	64,937	7.23	470	106	22.55	4	2	10	8	181	176	89	
		435+	.37-	21-	29-	5.41-	3-	1+	4-	9+	18-	4-	2-	

RURAL	73	32,832	8.58	282	14	4.96	1	2	2	14	125	112	26
CHANGE	72	34,225	8.52	292	33	11.30	2	2	5	4	136	109	34
		1,393-	.06+	10-	19-	6.34-	1-	0	3-	10+	11-	3+	8-
SHERIFF	73			133	3	2.25	0	0	1	0	79	51	2
CHANGE	72			130	10	7.69	1	0	1	1	79	47	1
				3+	7-	5.44-	1-	0	0	1-	0	4+	1+
STATE POLICE	73			149	11	7.38	1	2	1	14	46	61	24
CHANGE	72			162	23	14.19	1	2	4	3	57	62	33
				13-	12-	6.81-	0	0	3-	11+	11-	1-	9-
MUNICIPAL	73	32,540	5.13	167	63	37.72	0	1	4	3	38	60	61
CHANGE	72	30,712	5.79	178	73	41.01	2	0	5	4	45	67	55
		1,828+	.66-	11-	10-	3.29-	2-	1+	1-	1-	7-	7-	6+
MORGANTOWN PD	73	31,256	5.27	165	61	36.96	0	1	4	3	38	58	61
CHANGE	72	29,400	5.91	174	69	39.65	2	0	4	4	45	65	54
		1,856+	.64-	9-	8-	2.69-	2-	1+	0	1-	7-	7-	7+
STAR CITY PD	73	1,284	1.55	2	2	100.00	0	0	0	0	0	2	0
CHANGE	72	1,312	3.04	4	4	100.00	0	0	1	0	0	2	1
		28-	1.44-	2-	2-	.00	0	0	1-	0	0	0	1-

MORRIS COUNTY		TOTAL	POPULATION	CRIME RATE	TOTAL OFFENSES	TOTAL CLEARED	PERCENT CLEARED	MURDER	RAPE	ROBBERY	FEL ASSLT	BREAK AND ENTER	LARCENY THEFT	AUTO THEFT
	73	11,532	4.42	51	11	21.54	0	1	0	2	31	16	1	
CHANGE	72	11,073	5.32	59	21	35.59	0	1	1	3	29	20	5	
		459+	.90-	8-	10-	14.03-	0	0	1-	1-	2+	4-	4-	

RURAL	73	10,953	4.65	51	11	21.54	0	1	0	2	31	16	1
CHANGE	72	10,507	5.61	59	21	35.59	0	1	1	3	29	20	5
		446+	.96-	8-	10-	14.03-	0	0	1-	1-	2+	4-	4-

PAGE 21  
WEST VIRGINIA UCR CRIME INDEX REPORT

		POPULATION	CRIME RATE	TOTAL OFFENSES	TOTAL CLEARED	PERCENT CLEARED	MURDER	RAPE	ROBBERY	FEL ASSLT	BREAK AND ENTER	LARCENY THEFT	AUTO THEFT
SHERIFF	73			23	4	17.39	0	0	0	0	14	9	0
CHANGE	72			11	7	63.63	0	0	0	0	3	6	2
				12+	3-	46.24-	0	0	0	0	11+	3+	2-
STATE POLICE	73			28	7	25.00	0	1	0	2	17	7	1
CHANGE	72			48	14	29.16	0	1	1	3	26	14	3
				20-	7-	4.16-	0	0	1-	1-	9-	7-	2-
MUNICIPAL	73	579	.00	0	0	.00	0	0	0	0	0	0	0
CHANGE	72	566	.00	0	0	.00	0	0	0	0	0	0	0
		13+	.00	0	0	.00	0	0	0	0	0	0	0
UNION PD	73	579	.00	0	0	.00	0	0	0	0	0	0	0
CHANGE	72	566	.00	0	0	.00	0	0	0	0	0	0	0
		13+	.00	0	0	.00	0	0	0	0	0	0	0
MORGAN COUNTY TOTAL	73	8,693	17.82	155	15	9.67	0	0	0	3	99	52	1
CHANGE	72	9,414	17.20	162	20	12.34	0	0	1	4	97	40	20
		723-	.62+	7-	5-	2.67-	0	0	1-	1-	2+	12+	19-
RURAL	73	6,818	21.26	145	13	8.96	0	0	0	1	92	51	1
CHANGE	72	6,732	23.46	158	16	10.12	0	0	1	3	95	39	20
		86+	2.20-	13-	3-	1.16-	0	0	1-	2-	3-	12+	19-
SHERIFF	73			107	4	3.73	0	0	0	0	68	39	0
CHANGE	72			41	3	7.31	0	0	0	0	31	7	3
				66+	1+	3.58-	0	0	0	0	37+	32+	3-
STATE POLICE	73			38	9	23.68	0	0	0	1	24	12	1
CHANGE	72			117	13	11.11	0	0	1	3	64	32	17
				79-	4-	12.57+	0	0	1-	2-	40-	20-	16-
MUNICIPAL	73	1,875	5.33	10	2	20.00	0	0	0	2	7	1	0
CHANGE	72	2,684	1.49	4	4	100.00	0	0	0	1	2	1	0
		809-	3.84+	6+	2-	80.00-	0	0	0	1+	5+	0	0
BERKELEY SPRINGS PD	73	1,157	.00	0	0	.00	0	0	0	0	0	0	0
CHANGE	72	1,200	.83	1	1	100.00	0	0	0	0	1	0	0
		43-	.83-	1-	1-	100.00-	0	0	0	0	1-	0	0
PAN-PAN PD	73	718	13.92	10	2	20.00	0	0	0	2	7	1	0
CHANGE	72	706	4.24	3	3	100.00	0	0	0	1	1	1	0
		12+	9.68+	7+	1-	80.00-	0	0	0	1+	6+	0	0
NICHOLAS COUNTY TOTAL	73	23,088	6.10	141	71	50.35	1	3	0	14	39	76	8
CHANGE	72	22,576	9.07	205	111	54.14	3	3	1	20	64	102	12
		512+	2.97-	64-	40-	3.79-	2-	0	1-	6-	25-	26-	4-
RURAL	73	16,796	4.58	77	38	49.35	1	2	0	9	22	36	7
CHANGE	72	16,423	8.95	147	80	54.42	3	3	1	5	58	70	7
		373+	4.37-	70-	42-	5.07-	2-	1-	1-	4+	36-	34-	0

PAGE 22  
WEST VIRGINIA UCR CRIME INDEX REPORT

		POPULATION	CRIME RATE	TOTAL OFFENSES	TOTAL CLEARED	PERCENT CLEARED	MURDER	RAPE	ROBBERY	FEL ASSLT	BREAK AND ENTER	LARCENY THEFT	AUTO THEFT
SHERIFF	73			13	11	84.61	0	0	0	4	4	5	0
CHANGE	72			33	22	66.66	0	2	0	2	10	18	1
				20-	11-	17.95+	0	2-	0	2+	6-	13-	1-
STATE POLICE	73			64	27	42.18	1	2	0	5	18	31	7
CHANGE	72			114	58	50.87	3	1	1	3	48	52	6
				50-	31-	8.69-	2-	1+	1-	2+	30-	21-	1+
MUNICIPAL	73	6,292	10.17	64	33	51.56	0	1	0	5	17	40	1
CHANGE	72	6,153	9.42	58	31	53.44	0	0	0	15	6	32	5
		139+	.75+	6+	2+	1.88-	0	1+	0	10-	11+	8+	4-
RICHMOND PD	73	3,805	7.88	30	11	36.66	0	0	0	2	12	16	0
CHANGE	72	3,721	4.56	17	4	23.52	0	0	0	0	3	12	2
		84+	3.32+	13+	7+	13.14+	0	0	0	2+	9+	4+	2-
SUMMERSVILLE PD	73	2,487	13.67	34	22	64.70	0	1	0	3	5	24	1
CHANGE	72	2,432	8.85	41	27	65.85	0	0	0	15	3	20	3
		55+	3.18-	7-	5-	1.15-	0	1+	0	12-	2+	4+	2-
DEED COUNTY TOTAL	73	65,203	19.13	1248	169	13.54	7	9	52	26	276	810	68
CHANGE	72	65,624	17.10	1123	239	21.28	2	3	33	46	231	714	94
		421-	2.03+	125+	70-	7.74-	5+	6+	19+	20-	45+	96+	26-
RURAL	73	17,485	6.00	105	23	21.90	4	4	2	2	41	47	5
CHANGE	72	16,577	8.08	134	55	41.04	0	2	1	17	51	51	12
		908+	2.08-	29-	32-	19.14-	4+	2+	1+	15-	10-	4-	7-
SHERIFF	73			64	5	7.81	0	4	0	0	31	28	1
CHANGE	72			96	50	52.08	0	2	0	13	42	32	7
				32-	45-	44.27-	0	2+	0	13-	11-	4-	6-
STATE POLICE	73			41	18	43.90	4	0	2	2	10	19	4
CHANGE	72			38	5	13.15	0	0	1	4	9	19	5
				3+	13+	30.75+	4+	0	1+	2-	1+	0	1-
MUNICIPAL	73	47,718	23.94	1143	146	12.77	3	5	50	24	235	763	63
CHANGE	72	49,047	20.15	989	184	18.60	2	1	32	29	180	663	82
		1,329-	3.79+	154+	38-	5.83-	1+	4+	18+	5-	55+	100+	19-
WHEELING PD	73	47,128	24.24	1143	146	12.77	3	5	50	24	235	763	63
CHANGE	72	48,500	20.38	989	184	18.60	2	1	32	29	180	663	82
		1,372-	3.86+	154+	38-	5.83-	1+	4+	18+	5-	55+	100+	19-
TRIADELPHIA PD	73	590	.00	0	0	.00	0	0	0	0	0	0	0
CHANGE	72	547	.00	0	0	.00	0	0	0	0	0	0	0
		43+	.00	0	0	.00	0	0	0	0	0	0	0
PENDLETON COUNTY TOTAL	73	7,036	4.12	29	11	37.93	1	0	1	1	11	15	0
CHANGE	72	7,126	4.06	29	19	65.51	0	0	0	3	13	11	2
		90-	.06+	0	8-	27.58-	1+	0	1+	2-	2-	4+	2-

PAGE 23  
WEST VIRGINIA U C R CRIME INDEX REPORT

		POPULATION	CRIME RATE	TOTAL OFFENSES	TOTAL CLEARED	PERCENT CLEARED	MURDER	RAPE	ROBBERY	FEL ASHLT	BREAK AND ENTER	LARCENY THEFT	AUTO THEFT
RURAL	73	6,341	3.94	25	8	32.00	1	0	1	1	9	13	0
CHANGE	72	6,431 90+	4.35 .41-	28 3-	19 11-	67.85 35.85-	0 1+	0 0	0 1+	3 2-	13 4-	10 3+	2 2-
SHERIFF	73			0	0	.00	0	0	0	0	0	0	0
CHANGE	72			3 5-	5 5-	166.66 166.66-	0 0	0 0	0 0	0 0	3 3-	0 0	0 0
STATE POLICE	73			25	8	32.00	1	0	1	1	9	13	0
CHANGE	72			25 0	14 6-	56.00 24.00-	0 1+	0 0	0 1+	3 2-	10 1-	10 3+	2 2-
MUNICIPAL	73	695	5.75	4	3	75.00	0	0	0	0	2	2	0
CHANGE	72	695 0	1.43 4.32+	1 3+	0 3+	.00 75.00+	0 0	0 0	0 0	0 0	0 2+	1 1+	0 0
FRANKLIN PD	73	695	5.75	4	3	75.00	0	0	0	0	2	2	0
CHANGE	72	695 0	1.43 4.32+	1 3+	0 3+	.00 75.00+	0 0	0 0	0 0	0 0	0 2+	1 1+	0 0
PLEASANTS COUNTY TOTAL	73	7,419	6.33	47	7	14.89	0	0	2	1	21	21	2
CHANGE	72	7,280 139+	4.67 1.66+	34 13+	5 2+	14.70 .19+	0 0	0 0	0 2+	0 1+	19 2+	12 9+	3 1-
RURAL	73	5,024	4.97	25	5	20.00	0	0	1	1	10	11	2
CHANGE	72	4,930 94+	5.27 .30-	20 1-	4 1+	15.38 4.62+	0 0	0 0	0 1+	0 1+	11 1-	12 1-	3 1-
SHERIFF	73			1	0	.00	0	0	0	0	1	0	0
CHANGE	72			1 0	0 0	.00 .36	0 0	0 0	0 0	0 0	1 0	0 0	0 0
STATE POLICE	73			24	5	20.83	0	0	1	1	9	11	2
CHANGE	72			25 1-	4 1+	16.00 4.83+	0 0	0 0	0 1+	0 1+	10 1-	12 1-	3 1-
MUNICIPAL	73	2,395	9.18	22	2	9.09	0	0	1	0	11	10	0
CHANGE	72	2,350 45+	3.40 5.78+	8 14+	1 1+	12.50 3.41-	0 0	0 0	0 1+	0 0	8 3+	0 10+	0 0
ST MARYS PD	73	2,395	9.18	22	2	9.09	0	0	1	0	11	10	0
CHANGE	72	2,350 45+	3.40 5.78+	8 14+	1 1+	12.50 3.41-	0 0	0 0	0 1+	0 0	8 3+	0 10+	0 0
POCAHONTAS COUNTY TOTAL	73	8,971	6.01	54	7	12.96	4	0	0	0	19	27	4
CHANGE	72	8,641 330+	4.05 1.96+	35 19+	8 1-	22.85 9.89-	0 4+	0 0	0 0	0 0	28 9-	25 2+	5 1-
RURAL	73	7,670	6.51	50	5	10.00	4	0	0	0	18	25	3
CHANGE	72	7,355 315+	4.75 1.76+	35 15+	8 3-	22.85 12.85-	0 4+	0 0	0 0	0 0	28 10-	25 23+	5 2-

PAGE 24  
WEST VIRGINIA U C R CRIME INDEX REPORT

		POPULATION	CRIME RATE	TOTAL OFFENSES	TOTAL CLEARED	PERCENT CLEARED	MURDER	RAPE	ROBBERY	FEL ASHLT	BREAK AND ENTER	LARCENY THEFT	AUTO THEFT
SHERIFF	73			19	1	5.26	0	0	0	0	11	7	1
CHANGE	72			10+	0 1+	.00 5.26+	0 0	0 0	0 0	0 0	7 4+	0 7+	2 1-
STATE POLICE	73			31	4	12.90	4	0	0	0	7	18	2
CHANGE	72			26 5+	8 4-	30.76 17.86-	0 4+	0 0	0 0	0 0	21 14-	2 16+	3 1-
MUNICIPAL	73	1,301	3.07	4	2	50.00	0	0	0	0	1	2	1
CHANGE	72	1,286 15+	.00 3.07+	0 4+	0 2+	.00 50.00+	0 0	0 0	0 0	0 0	0 1+	0 2+	0 1+
MARLINTON PD	73	1,301	3.07	4	2	50.00	0	0	0	0	1	2	1
CHANGE	72	1,286 15+	.00 3.07+	0 4+	0 2+	.00 50.00+	0 0	0 0	0 0	0 0	0 1+	0 2+	0 1+
PRESTON COUNTY TOTAL	73	26,038	9.17	239	44	18.41	0	0	4	7	93	110	25
CHANGE	72	25,416 622+	9.24 .07-	235 4+	49 5-	20.85 2.44-	1 1-	2 2-	5 1-	14 7-	96 3-	106 4+	11 14+
RURAL	73	19,342	10.28	199	39	19.59	0	0	4	7	81	86	21
CHANGE	72	18,977 365+	10.32 .04-	196 3+	42 3-	21.42 1.83-	1 1-	2 2-	4 0	14 7-	80 1+	85 1+	10 11+
SHERIFF	73			148	17	11.48	0	0	2	5	60	62	19
CHANGE	72			106 42+	10 7+	9.43 2.05+	0 0	1 1-	2 0	1 4+	57 3+	42 20+	3 16+
STATE POLICE	73			51	22	43.13	0	0	2	2	21	24	2
CHANGE	72			90 39-	32 10-	35.55 7.58+	1 1-	1 1-	2 0	13 11-	23 2-	43 19-	7 5-
MUNICIPAL	73	6,696	5.97	40	5	12.50	0	0	0	0	12	24	4
CHANGE	72	6,439 257+	6.05 .08-	39 1+	7 2-	17.94 5.44-	0 0	0 0	1 1-	0 0	16 4-	21 3+	1 3+
KINGWOOD PD	73	2,608	13.03	34	3	8.82	0	0	0	0	9	22	3
CHANGE	72	2,546 62+	9.81 3.22+	25 9+	3 0	12.00 3.18-	0 0	0 0	0 0	0 0	5 4+	20 2+	0 3+
TERRA ALTA PD	73	1,508	.66	1	0	.00	0	0	0	0	0	0	1
CHANGE	72	1,474 34+	6.78 6.12-	10 9-	1 1-	10.00 10.00-	0 0	0 0	1 1-	0 0	0 8-	0 0	1 0
ROWLESBURG PD	73	848	.00	0	0	.00	0	0	0	0	0	0	0
CHANGE	72	123+	.00	0	0	.00	0	0	0	0	0	0	0
MASONTOWN PD	73	148	5.63	5	2	40.00	0	0	0	0	3	2	0
CHANGE	72	868 20+	4.60 1.03+	4 1+	3 1-	75.00 35.00-	0 0	0 0	0 0	0 0	3 0	1 1+	0 0

PAGE 25  
WEST VIRGINIA U C R CRIME INDEX REPORT

		POPULATION	CRIME RATE	TOTAL OFFENSES	TOTAL CLEARED	PERCENT CLEARED	MURDER	RAPE	ROBBERY	FEL ASHLT	BREAK AND ENTER	LARCENY THEFT	AUTO THEFT
NEWBURG PD	73	467	.00	0	0	.00	0	0	0	0	0	0	0
	72	457	.00	0	0	.00	0	0	0	0	0	0	0
	CHANGE	10+	.00	0	0	.00	0	0	0	0	0	0	0
TUNMELTON PD	73	377	.00	0	0	.00	0	0	0	0	0	0	0
	72	369	.00	0	0	.00	0	0	0	0	0	0	0
	CHANGE	8+	.00	0	0	.00	0	0	0	0	0	0	0
PUTNAM COUNTY	TOTAL	73	26.573	7.22	195	42	21.53	0	1	0	6	75	102
	72	28.167	7.17	202	37	18.31	2	0	3	9	69	104	
	CHANGE		1.194-	.05+	7-	5+	3.22+	2-	1+	3-	6+	2-	4-
RURAL	73	23.354	7.90	185	37	20.00	0	1	0	6	72	95	
	72	24.676	7.85	189	35	18.51	2	0	3	9	64	97	
	CHANGE		1.282-	.25+	4-	2+	1.49+	2-	1+	3-	8+	2-	3-
SHERIFF	73			74	15	20.27	0	1	0	4	35	32	
	72			43	7	16.27	0	0	2	0	16	24	
	CHANGE			31+	8+	4.00+	0	1+	2-	4+	19+	8+	
STATE POLICE	73			111	22	19.81	0	0	0	2	37	63	
	72			146	28	19.17	2	0	1	9	48	73	
	CHANGE			35-	6-	.64+	2-	0	1-	7-	11-	10-	
MUNICIPAL	73	3.579	2.79	10	5	50.00	0	0	0	0	3	7	
	72	3.491	3.72	13	2	15.38	0	0	0	0	5	7	
	CHANGE		.88+	.93-	3-	3+	34.62+	0	0	0	2-	0	
MUNICIPAL	73	3.579	2.79	10	5	50.00	0	0	0	0	3	7	
	72	3.491	3.72	13	2	15.38	0	0	0	0	5	7	
	CHANGE		.88+	.93-	3-	3+	34.62+	0	0	0	2-	0	
RALEIGH COUNTY	TOTAL	73	71.383	12.46	890	447	50.22	7	5	16	74	211	
	72	69.534	14.13	983	512	52.08	11	11	22	83	263		
	CHANGE		1.849+	1.67-	93-	65-	1.86-	4-	6-	9-	52-	4-	
RURAL	73	48.612	5.45	267	168	62.92	6	4	1	36	109		
	72	47.248	6.81	322	170	52.79	8	3	5	45	136		
	CHANGE		1.364+	1.32-	55-	2-	10.13+	2-	1+	4-	9-		
SHERIFF	73			29	18	62.06	0	0	0	8	16		
	72			38	33	86.84	0	0	2	18	8		
	CHANGE			9-	15-	24.78-	0	0	2-	10-	8+		
STATE POLICE	73			238	150	63.02	4	4	1	28	93		
	72			284	137	48.23	8	3	3	27	128		
	CHANGE			46-	13+	14.79+	2-	1+	2-	1+	35-		
MUNICIPAL	73	22.771	27.35	623	279	44.78	1	1	15	38	102		
	72	22.286	29.65	661	342	51.73	3	8	17	38	127		
	CHANGE		485+	2.30-	38-	64-	6.95-	2-	7-	2-	0		

PAGE 26  
WEST VIRGINIA U C R CRIME INDEX REPORT

		POPULATION	CRIME RATE	TOTAL OFFENSES	TOTAL CLEARED	PERCENT CLEARED	MURDER	RAPE	ROBBERY	FEL ASHLT	BREAK AND ENTER	LARCENY THEFT	AUTO THEFT
	73	20.162	30.44	614	272	44.29	1	1	14	36	97		
	72	19.729	32.53	642	340	52.95	3	8	17	38	119		
	CHANGE		433+	2.09-	28-	68-	8.66-	2-	7-	3-	2-		
	73	1.279	2.34	3	2	66.66	0	0	0	2	0		
	72	1.254	3.98	5	2	40.00	0	0	0	0	2		
	CHANGE		25+	1.64-	2-	0	26.66+	0	0	0	2+		
	73	1.330	4.51	6	5	83.33	0	0	1	0	5		
	72	1.303	10.74	14	0	.00	0	0	0	0	6		
	CHANGE		27+	6.23-	8-	5+	83.33+	0	0	1+	0		
RANDOLPH COUNTY	TOTAL	73	25.043	12.45	312	80	25.64	2	0	0	12		
	72	24.422	11.21	274	75	27.37	0	0	3	14			
	CHANGE		621+	1.24+	38+	5+	1.73-	2+	0	3-			
RURAL	73	16.606	10.83	180	67	37.22	2	0	0	12			
	72	16.194	7.84	127	37	29.13	0	0	1	11			
	CHANGE		412+	2.99+	53+	30+	8.09+	2+	0	1+			
SHERIFF	73			1	0	.00	0	0	0	0			
	72			0	0	.00	0	0	0	0			
	CHANGE			1+	0	.00	0	0	0	0			
STATE POLICE	73			179	67	37.43	2	0	0	12			
	72			127	37	29.13	0	0	1	11			
	CHANGE			52+	30+	8.30+	2+	0	1-	1+			
MUNICIPAL	73	8.437	15.64	132	13	9.84	0	0	0	0			
	72	8.228	17.86	147	38	25.85	0	0	2	3			
	CHANGE		209+	2.22-	15-	25-	16.01-	0	0	2-			
MUNICIPAL	73	8.437	15.64	132	13	9.84	0	0	0	0			
	72	8.228	17.86	147	38	25.85	0	0	2	3			
	CHANGE		209+	2.22-	15-	25-	16.01-	0	0	2-			
RITCHIE COUNTY	TOTAL	73	10.313	4.75	49	28	57.14	0	0	1			
	72	10.352	5.79	60	38	63.33	0	1	0	1			
	CHANGE		35-	1.04-	11-	10-	6.19-	0	1-	0			
RURAL	73	8.672	4.84	42	28	66.66	0	0	0	1			
	72	8.738	6.75	59	38	64.40	0	1	0	1			
	CHANGE		66-	1.91-	17-	10-	2.26+	0	1-	0			
SHERIFF	73			8	0	.00	0	0	0	0			
	72			4	2	50.00	0	0	0	0			
	CHANGE			4+	2-	50.00-	0	0	0	0			
STATE POLICE	73			34	28	82.35	0	0	0	1			
	72			55	36	65.45	0	1	0	1			
	CHANGE			21-	8-	16.90+	0	1-	0	0			

PAGE 27  
WEST VIRGINIA U C R CRIME INDEX REPORT

		POPULATION	CRIME RATE	TOTAL OFFENSES	TOTAL CLEARED	PERCENT CLEARED	MURDER	RAPE	ROBBERY	FEL ASSLT	BREAK AND ENTER	LARCENY THEFT	AUTO THEFT
PENNSBORO PD	MUNICIPAL	73	1,641	4.26	7	0	.00	0	0	0	6	1	0
	CHANGE	72	1,614	.61	1	0	.00	0	0	0	1	0	0
			27+	3.65+	6+	0	.00	0	0	0	5+	1+	0
	MUNICIPAL	73	1,641	4.26	7	0	.00	0	0	0	6	1	0
	CHANGE	72	1,614	.61	1	0	.00	0	0	0	5+	1+	0
			27+	3.65+	6+	0	.00	0	0	0	5+	1+	0
ROANE COUNTY	TOTAL	73	14,252	4.77	68	20	29.41	1	0	4	29	28	6
	CHANGE	72	14,148	8.48	120	39	32.50	0	0	16	51	49	3
			104+	3.71-	52-	19-	3.09-	1+	0	1-	12-	22-	21-
RURAL	73	11,964	5.34	64	15	23.43	1	0	0	2	29	27	5
	CHANGE	72	11,677	8.83	105	30	28.57	0	0	7	49	46	2
			87+	3.49-	41-	15-	5.14-	1+	0	1-	5-	20-	19-
SHERIFF	73			8	3	37.50	0	0	0	0	5	3	0
	CHANGE	72		1	1	100.00	0	0	0	1	0	0	0
				7+	2+	62.50-	0	0	0	1-	5+	3+	0
STATE POLICE	73			56	12	21.42	1	0	0	2	24	24	5
	CHANGE	72		104	29	27.88	0	0	1	6	49	46	2
				48-	17-	6.46-	1+	0	1-	4-	25-	22-	3+
MUNICIPAL	73	2,288	1.74	4	5	125.00	0	0	0	2	0	1	1
	CHANGE	72	2,271	6.60	15	9	60.00	0	0	9	2	3	1
			17+	4.86-	11-	4-	65.00+	0	0	7-	2-	2-	0
SPENCER PD	73	2,288	1.74	4	5	125.00	0	0	0	2	0	1	1
	CHANGE	72	2,271	6.60	15	9	60.00	0	0	9	2	3	1
			17+	4.86-	11-	4-	65.00+	0	0	7-	2-	2-	0
SUMMERS COUNTY	TOTAL	73	13,879	3.09	43	15	34.88	1	0	4	25	11	2
	CHANGE	72	13,188	2.88	38	14	36.84	0	0	7	15	15	1
			691+	.21+	5+	1+	1.96-	1+	0	3-	10+	4-	1+
RURAL	73	9,150	2.51	23	7	30.43	1	0	0	3	12	6	1
	CHANGE	72	8,694	2.64	23	3	13.04	0	0	0	10	13	0
			456+	.13-	0	4+	17.39+	1+	0	3+	2+	7-	1+
SHERIFF	73			0	0	.00	0	0	0	0	0	0	0
	CHANGE	72		0	0	.00	0	0	0	0	0	0	0
				0	0	.00	0	0	0	0	0	0	0
STATE POLICE	73			23	7	30.43	1	0	0	3	12	6	1
	CHANGE	72		23	3	13.04	0	0	0	0	10	13	0
				0	4+	17.39+	1+	0	0	3+	2+	7-	1+
MUNICIPAL	73	4,729	4.22	20	8	40.00	0	0	0	1	13	5	1
	CHANGE	72	4,464	3.33	15	11	73.33	0	0	7	5	2	1
			235+	.89+	5+	3-	33.33-	0	0	6-	8+	3+	0

PAGE 28  
WEST VIRGINIA U C R CRIME INDEX REPORT

		POPULATION	CRIME RATE	TOTAL OFFENSES	TOTAL CLEARED	PERCENT CLEARED	MURDER	RAPE	ROBBERY	FEL ASSLT	BREAK AND ENTER	LARCENY THEFT	AUTO THEFT
HINTON PD	73	4,729	4.22	20	8	40.00	0	0	0	1	13	5	1
	CHANGE	72	4,494	3.33	15	11	73.33	0	0	7	5	2	1
			235+	.89+	5+	3-	33.33-	0	0	6-	8+	3+	0
JAYLOR COUNTY	TOTAL	73	14,045	4.84	68	38	55.88	0	1	0	53	7	7
	CHANGE	72	13,734	5.46	75	28	37.33	0	0	9	36	21	9
			311+	.62-	7-	10+	18.55+	0	1+	0	17+	14-	2-
RURAL	73	7,470	7.76	58	35	60.34	0	1	0	0	46	5	6
	CHANGE	72	7,368	9.50	70	25	35.71	0	0	9	34	19	8
			102+	1.74-	12-	10+	24.63+	0	1+	0	12+	14-	2-
SHERIFF	73			38	27	71.05	0	1	0	0	30	3	4
	CHANGE	72		56	22	39.28	0	0	0	8	28	14	6
				18-	5+	31.77+	0	1+	0	8-	2+	11-	2-
STATE POLICE	73			20	8	40.00	0	0	0	0	16	2	2
	CHANGE	72		14	3	21.42	0	0	0	1	6	5	2
				6+	5+	18.58+	0	0	0	1-	10+	3-	0
MUNICIPAL	73	6,575	1.52	10	3	30.00	0	0	0	0	7	2	1
	CHANGE	72	6,366	.78	5	3	60.00	0	0	0	2	2	1
			209+	.74+	5+	0	30.00-	0	0	0	5+	0	0
GRAFTON PD	73	6,575	1.52	10	3	30.00	0	0	0	0	7	2	1
	CHANGE	72	6,366	.78	5	3	60.00	0	0	0	2	2	1
			209+	.74+	5+	0	30.00-	0	0	0	5+	0	0
TUCKER COUNTY	TOTAL	73	7,547	9.80	74	34	45.94	0	0	0	10	21	31
	CHANGE	72	7,456	9.12	68	37	54.41	0	0	0	27	14	23
			91+	.68+	6+	3-	8.47-	0	0	0	17-	7+	8+
RURAL	73	5,016	13.35	67	30	44.77	0	0	0	10	18	29	
	CHANGE	72	4,959	11.49	57	29	50.87	0	0	0	23	13	18
			57+	1.86+	10+	1+	6.10-	0	0	0	13-	5+	11+
SHERIFF	73			1	5	71.42	0	0	0	0	1	4	2
	CHANGE	72		1	1	100.00	0	0	0	0	0	1	0
				1+	4+	28.58-	0	0	0	0	1+	3+	2+
STATE POLICE	73			60	25	41.66	0	0	0	10	17	25	8
	CHANGE	72		56	28	50.00	0	0	0	23	13	17	3
				4+	3-	8.34-	0	0	0	13-	4+	8+	5+
MUNICIPAL	73	2,531	2.76	7	4	57.14	0	0	0	0	3	2	2
	CHANGE	72	2,497	4.40	11	8	72.72	0	0	0	4	1	5
			34+	1.64-	4-	4-	15.58-	0	0	0	4-	2+	3-
PARSONS PD	73	1,808	1.10	2	1	50.00	0	0	0	0	0	1	1
	CHANGE	72	1,784	.00	0	0	.00	0	0	0	0	0	0
			24+	1.10+	2+	1+	50.00+	0	0	0	0	1+	1+

PAGE 29  
WEST VIRGINIA U C R CRIME INDEX REPORT

		POPULATION	CRIME RATE	TOTAL OFFENSES	TOTAL CLEARED	PERCENT CLEARED	MURDER	RAPE	ROBBERY	FEL ASHLT	BREAK AND ENTER	LARCENY THEFT	AUTO THEFT
THOMAS PD	73	723	6.91	5	3	60.00	0	0	0	0	3	1	1
	72	713	15.42	11	8	72.72	0	0	0	4	1	5	1
	CHANGE	10+	8.51-	6-	5-	12.72-	0	0	0	4-	2+	4-	0
TYLER COUNTY	TOTAL	73	12.785	4.45	57	5	8.77	0	0	0	27	26	4
	72	9,942	5.83	58	8	13.79	0	0	0	0	19	36	3
	CHANGE	2,842+	1.38-	1-	3-	5.02-	0	0	0	0	8+	10-	1+
RURAL	73	5,885	4.41	26	3	11.53	0	0	0	0	14	8	4
	72	5,753	2.60	15	6	40.00	0	0	0	0	8	4	3
	CHANGE	132+	1.81+	11+	3-	28.47	0	0	0	0	6+	4+	1+
SHERIFF	73			7	0	.00	0	0	0	0	7	0	0
	72			0	0	.00	0	0	0	0	0	0	0
	CHANGE			7+	0	.00	0	0	0	0	7+	0	0
STATE POLICE	73			19	3	15.78	0	0	0	0	7	8	4
	72			15	6	40.00	0	0	0	0	8	4	3
	CHANGE			4+	3-	24.22-	0	0	0	0	1-	4+	1+
MUNICIPAL	73	6,900	4.49	31	2	6.45	0	0	0	0	13	18	0
	72	4,185	10.26	43	2	4.65	0	0	0	0	11	32	0
	CHANGE	2,711+	5.77-	12-	0	1.80+	0	0	0	0	2+	14-	0
PADEN CITY PD	73	3,765	1.06	4	1	25.00	0	0	0	0	4	0	0
	72	1,126	7.10	8	0	.00	0	0	0	0	3	5	0
	CHANGE	2,639+	6.04-	4-	1+	25.00+	0	0	0	0	1+	5-	0
SISTERSVILLE PD	73	2,301	11.73	27	1	3.70	0	0	0	0	9	18	0
	72	2,249	5.11	34	2	5.83	0	0	0	0	8	26	0
	CHANGE	52+	3.38-	7-	1-	2.18-	0	0	0	0	1+	8-	0
MIDDLEBORNE PD	73	834	.00	0	0	.00	0	0	0	0	0	0	0
	72	814	1.22	1	0	.00	0	0	0	0	0	1	0
	CHANGE	20+	1.22-	1-	0	.00	0	0	0	0	0	1-	0
UPSHUR COUNTY	TOTAL	73	19.469	5.13	100	34	34.00	1	2	3	18	31	9
	72	19,098	7.64	146	54	36.98	1	2	0	36	53	48	6
	CHANGE	371+	2.51-	46-	20-	2.98-	0	0	3+	18-	22-	12-	3+
RURAL	73	12,065	6.63	80	30	37.50	1	2	3	18	25	26	5
	72	11,835	10.81	128	47	36.71	1	2	0	35	45	39	6
	CHANGE	230+	4.18-	48-	17-	.79+	0	0	3+	17-	20-	13-	1-
SHERIFF	73			26	16	61.53	0	0	1	12	10	3	0
	72			11	4	36.36	0	0	0	0	5	4	2
	CHANGE			15+	12+	25.17+	0	0	1+	12+	5+	1-	2-
STATE POLICE	73			54	14	25.92	1	2	2	6	15	23	5
	72			117	43	36.75	1	2	0	35	40	35	4
	CHANGE			63-	29-	10.83-	0	0	2+	29-	25-	12-	1+

		POPULATION	CRIME RATE	TOTAL OFFENSES	TOTAL CLEARED	PERCENT CLEARED	MURDER	RAPE	ROBBERY	FEL ASHLT	BREAK AND ENTER	LARCENY THEFT	AUTO THEFT
MUNICIPAL	73	7,404	2.70	20	4	20.00	0	0	0	0	6	10	4
	72	7,263	2.47	18	7	38.88	0	0	0	1	8	9	0
	CHANGE	141+	.23+	2+	3-	18.88-	0	0	0	1-	2-	1+	4+
BUCKMANNOV PD	73	7,404	2.70	20	4	20.00	0	0	0	0	6	10	4
	72	7,263	2.47	18	7	38.88	0	0	0	1	8	9	0
	CHANGE	141+	.23+	2+	3-	18.88-	0	0	0	1-	2-	1+	4+
WAYNE COUNTY	TOTAL	73	33.070	10.18	337	38	11.27	1	2	4	11	136	19
	72	38,052	9.87	376	73	19.41	2	3	5	7	145	180	34
	CHANGE	4,982-	.31+	39-	35-	8.14-	1-	1-	1-	4+	9-	16-	15-
RURAL	73	24,222	9.57	232	31	13.36	1	2	4	10	114	89	12
	72	29,371	7.42	218	66	30.27	2	3	4	5	110	69	25
	CHANGE	5,149-	2.15+	14+	35-	16.91-	1-	1-	0	5+	4+	20+	13-
SHERIFF	73			20	9	45.00	1	0	0	0	14	1	4
	72			28	18	64.28	0	1	0	1	22	2	2
	CHANGE			8-	9-	19.28-	1+	1-	0	1-	8-	1-	2+
STATE POLICE	73			212	22	10.37	0	2	4	10	100	88	8
	72			190	48	25.26	2	2	4	4	88	67	23
	CHANGE			22+	26-	14.89-	2-	0	0	6+	12+	21+	15-
MUNICIPAL	73	8,848	11.86	105	7	6.66	0	0	0	1	22	75	7
	72	8,681	18.20	158	7	4.43	0	0	1	2	35	111	9
	CHANGE	167+	6.34-	53-	0	2.23+	0	0	1-	1-	13-	36-	2-
CEREDD PD	73	1,625	14.76	24	2	8.33	0	0	0	0	10	13	1
	72	1,583	16.42	26	2	7.69	0	0	0	1	6	18	1
	CHANGE	42+	1.66-	2-	0	.64+	0	0	0	1-	4+	5-	0
KENOVA PD	73	4,989	16.23	81	5	6.17	0	0	0	1	12	62	6
	72	4,921	26.82	132	5	3.78	0	0	1	1	29	93	8
	CHANGE	68+	10.59-	51-	0	2.39+	0	0	1-	0	17-	31-	2-
WAYNE PD	73	1,421	.00	0	0	.00	0	0	0	0	0	0	0
	72	1,385	.00	0	0	.00	0	0	0	0	0	0	0
	CHANGE	36+	.00	0	0	.00	0	0	0	0	0	0	0
FORT GAY PD	73	813	.00	0	0	.00	0	0	0	0	0	0	0
	72	792	.00	0	0	.00	0	0	0	0	0	0	0
	CHANGE	21+	.00	0	0	.00	0	0	0	0	0	0	0
WEBSTER COUNTY	TOTAL	73	10.001	8.69	87	48	55.17	3	1	2	15	39	25
	72	9,329	6.75	63	26	41.26	0	0	1	11	34	12	5
	CHANGE	672+	1.94+	24+	22+	13.91+	3+	1+	1+	4+	5+	13+	3-
RURAL	73	8,307	10.47	87	48	55.17	3	1	2	15	39	25	2
	72	7,562	8.33	63	26	41.26	0	0	1	11	34	12	5
	CHANGE	740+	2.14+	24+	22+	13.91+	3+	1+	1+	4+	5+	13+	3-



PAGE 31  
WEST VIRGINIA U C R CRIME INDEX REPORT

		POPULATION	CRIME RATE	TOTAL OFFENSES	TOTAL CLEARED	PERCENT CLEARED	MURDER	RAPE	ROBBERY	FEL ASSLT	BREAK AND ENTER	LARCENY THEFT	AUTO THEFT
SMRIFFF	73			3	0	.00	0	0	0	1	1	1	0
CHANGE	72			3+	0	.00	0	0	0	0	0	0	0
STATE POLICE	73			84	48	57.14	3	1	2	14	38	24	2
CHANGE	72			63	26	41.26	0	0	1	11	34	12	5
MUNICIPAL	73	1,699	.60	0	0	.00	0	0	0	0	0	0	0
CHANGE	72	1,767	.00	0	0	.00	0	0	0	0	0	0	0
WEBSTER SPRINGS PD	73	1,223	.00	0	0	.00	0	0	0	0	0	0	0
CHANGE	72	1,300	.00	0	0	.00	0	0	0	0	0	0	0
COWEN PD	73	476	.00	0	0	.00	0	0	0	0	0	0	0
CHANGE	72	467	.00	0	0	.00	0	0	0	0	0	0	0
WETZEL COUNTY	TOTAL	73	18,215	7.19	131	38	29.00	2	0	2	3	51	62
CHANGE	72		20,856	5.75	120	31	25.83	0	1	3	4	53	53
			2,641-	1.44+	11+	7+	3.17+	2+	1-	1-	1-	2-	9+
RURAL	73	10,389	4.62	48	11	22.91	2	0	1	3	20	18	4
CHANGE	72	13,049	3.21	42	11	26.19	0	1	1	3	19	16	2
		2,660-	1.41+	6+	0	3.28-	2+	1-	0	0	1+	2+	2+
SHERIFF	73			15	5	33.33	1	0	0	2	11	1	0
CHANGE	72			5	3	60.00	0	1	0	1	2	1	0
				10+	2+	26.67-	1+	1-	0	1+	9+	0	0
STATE POLICE	73			33	6	18.18	1	0	1	1	9	17	4
CHANGE	72			37	8	21.62	0	0	1	2	17	15	2
				4-	2-	3.44-	1+	0	0	1-	8-	2+	2+
MUNICIPAL	73	7,826	10.60	83	27	32.53	0	0	1	0	31	44	7
CHANGE	72	7,807	9.99	78	20	25.64	0	0	2	1	34	37	4
		19+	.61+	5+	7+	6.89+	0	0	1-	1-	3-	7+	3+
HUNDRED PD	73	487	.00	0	0	.00	0	0	0	0	0	0	0
CHANGE	72	475	.00	0	0	.00	0	0	0	0	0	0	0
		12+	.00	0	0	.00	0	0	0	0	0	0	0
NEW MARTINSVILLE PD	73	6,693	12.40	83	27	32.53	0	0	1	0	31	44	7
CHANGE	72	5,702	11.48	77	20	25.97	0	0	2	1	33	37	4
		9-	.92+	6+	7+	6.56+	0	0	1-	1-	2-	7+	3+
PINE GROVE PD	73	646	.00	0	0	.00	0	0	0	0	0	0	0
CHANGE	72	630	1.58	1	0	.00	0	0	0	0	1	0	0
		16+	1.58-	1-	0	.00	0	0	0	0	1-	0	0

PAGE 32  
WEST VIRGINIA U C R CRIME INDEX REPORT

		POPULATION	CRIME RATE	TOTAL OFFENSES	TOTAL CLEARED	PERCENT CLEARED	MURDER	RAPE	ROBBERY	FEL ASSLT	BREAK AND ENTER	LARCENY THEFT	AUTO THEFT
WIRT COUNTY	TOTAL	73	4,276	7.24	31	10	32.25	0	1	0	2	9	17
CHANGE	72		4,194	10.71	45	3	6.66	0	0	0	2	31	12
			77+	3.47-	14-	7+	25.59+	0	1+	0	0	22-	5+
RURAL	73	4,276	7.24	31	10	32.25	0	1	0	2	9	17	2
CHANGE	72	4,199	10.71	45	3	6.66	0	0	0	2	31	12	0
		77+	3.47-	14-	7+	25.59+	0	1+	0	0	0	22-	2+
SHERIFF	73			4	4	100.00	0	0	0	0	2	2	0
CHANGE	72			0	0	.00	0	0	0	0	0	0	0
				4+	4+	100.00+	0	0	0	0	2+	2+	0
STATE POLICE	73			27	6	22.22	0	1	0	2	7	15	2
CHANGE	72			45	3	6.66	0	0	0	2	31	12	0
				18-	3+	15.56+	0	1+	0	0	24-	3+	2+
WOOD COUNTY	TOTAL	73	89,132	21.47	1916	535	27.92	4	7	14	72	485	1169
CHANGE	72		88,307	23.69	2093	625	29.86	2	5	28	36	537	1297
			825+	2.22-	177-	90-	1.94-	2+	2+	14-	36+	52-	128-
RURAL	73	30,202	9.96	301	49	16.27	1	0	1	9	83	172	35
CHANGE	72	29,595	9.49	281	39	13.87	1	2	6	16	96	132	28
		607+	.47+	20+	10+	2.40+	0	2-	5-	7-	13-	40+	7+
SHERIFF	73			240	47	19.58	0	0	0	9	62	146	23
CHANGE	72			201	28	13.93	0	2	5	13	65	104	12
				39+	19+	5.65+	0	2-	5-	4-	3-	42+	11+
STATE POLICE	73			61	2	3.27	1	0	1	0	21	26	12
CHANGE	72			90	11	13.75	1	0	1	3	31	28	16
				19-	9-	10.48-	0	0	0	3-	10-	2-	4-
MUNICIPAL	73	58,930	27.39	1615	486	30.09	3	7	13	63	402	997	130
CHANGE	72	58,712	30.85	1812	586	32.33	1	3	22	20	441	1165	160
		218+	3.46-	197-	100-	2.24-	2+	4+	9-	43+	39-	168-	30-
PARKERSBURG PD	73	44,120	34.03	1502	466	31.02	3	7	12	61	382	912	125
CHANGE	72	44,200	38.22	1690	565	33.43	1	3	20	18	420	1074	154
		80-	4.19-	188-	99-	2.41-	2+	4+	8-	43+	38-	162-	29-
VIENNA PD	73	11,988	7.50	90	13	14.44	0	0	1	2	18	65	4
CHANGE	72	11,747	9.36	110	17	15.45	0	0	1	2	18	84	5
		241+	1.86-	20-	4-	1.01-	0	0	0	0	0	19-	1-
WILLIAMSTOWN PD	73	2,822	8.15	23	7	30.43	0	0	0	0	2	20	1
CHANGE	72	2,765	4.33	12	4	33.33	0	0	1	0	3	7	1
		57+	3.82+	11+	3+	2.90-	0	0	1-	0	1-	13+	0
WYOMING COUNTY	TOTAL	73	31,137	3.14	98	27	27.55	0	7	3	10	30	13
CHANGE	72		29,494	6.64	190	74	37.75	2	2	1	39	81	19
			1,643+	3.50-	98-	47-	10.20-	2-	5+	2+	29-	46-	6-

PAGE 33  
WEST VIRGINIA U C R CRIME INDEX REPORT

		POPULATION	CRIME RATE	TOTAL OFFENSES	TOTAL CLEARED	PERCENT CLEARED	MURDER	RAPE	ROBBERY	FEL ASHLT	BREAK AND ENTER	LARCENY THEFT	AUTO THEFT
RURAL	73	75,205	3.49	88	21	23.86	0	4	3	10	32	27	12
	72	23,819	7.47	178	71	39.88	2	1	1	39	69	47	19
CHANGE		1,386+	3.98-	90-	50-	16.02-	2-	3+	2+	29-	37-	20-	7-
SHERIFF	73			1	0	.00	0	1	0	0	0	0	0
	72			2	1	50.00	0	0	0	0	1	0	1
CHANGE				1-	1-	50.00-	0	1+	0	0	1-	0	1-
STATE POLICE	73			87	21	24.13	0	3	3	10	32	27	12
	72			176	70	39.77	2	1	1	39	68	47	18
CHANGE				89-	49-	15.64-	2-	2+	2+	29-	36-	20-	6-
MUNICIPAL	73	5,932	1.68	10	6	60.00	0	3	0	0	3	3	1
	72	5,675	3.17	18	3	16.66	0	1	0	0	12	5	0
CHANGE		257+	1.49-	8-	3+	43.34+	0	2+	0	0	9-	2-	1+
MULLENS PD	73	3,070	.00	0	0	.00	0	0	0	0	0	0	0
	72	2,908	.34	1	1	100.00	0	0	0	0	0	1	0
CHANGE		162+	.34-	1-	1-	100.00-	0	0	0	0	0	1-	0
PINEVILLE PD	73	1,228	2.44	3	0	.00	0	0	0	0	2	0	1
	72	1,187	4.21	5	0	.00	0	0	0	0	4	1	0
CHANGE		41+	1.77-	2-	0	.00	0	0	0	0	2-	1-	1+
OCEANA PD	73	1,634	4.28	7	6	85.71	1	3	0	0	1	3	0
	72	1,580	7.59	12	2	16.66	1	1	0	0	8	3	0
CHANGE		54-	3.31-	5-	4+	69.05+	0	2+	0	0	7-	0	0

# **VALUES OF PROPERTY STOLEN AND RECOVERED PART I OFFENSES**

The report contained in this section relates the dollar evaluation of property stolen and recovered in connection with the commission of Part I Offenses during the reporting periods of 1972 and 1973.

For the purposes of Uniform Crime Reporting, the evaluation of property loss/recovery may be based on accepted law enforcement methods of property assessment if the true or known value of property stolen/recovered is not available.

PAGE 1  
VALUES OF PROPERTY STOLEN AND RECOVERED  
PART I OFFENSES

			ROBBERY	BREAKING AND ENTERING	LARCENY \$50 AND OVER \$ STOLEN	LARCENY- UNDER \$50 \$ STOLEN	NUM OF OFFENSES	AUTO THEFT	TOTAL VALUE STOLEN	TOTAL VALUE RECOVERED
WEST VIRGINIA	TOTAL	73	245,954	2,173,931	2,911,319	138,642	6,211	2,473,910	7,943,756	2,863,335
	CHANGE	72	318,414 72,460-	2,209,809 35,878-	1,827,736 1,083,583+	142,518 3,876-	6,650 439-	2,348,394 125,516+	6,846,871 1,096,885+	2,053,839 809,496+
	RURAL	73	119,862	1,258,707	2,066,851	35,942	1,260	1,074,300	4,595,682	1,475,351
	CHANGE	72	118,476 1,406+	1,277,823 22,884+	978,158 1,088,693+	33,477 2,465+	1,311 51-	1,025,993 48,307+	3,431,927 1,163,755+	898,357 576,994+
	SHERIFF'S	73	19,118	314,513	343,011	12,150	462	260,034	948,866	325,448
	CHANGE	72	37,531 18,413-	297,385 17,128+	200,629 142,382+	9,243 2,947+	465 3-	229,010 31,024+	773,798 175,068+	174,187 151,261+
	STATE POLICE	73	100,764	580,124	1,723,565	23,742	797	813,266	3,641,461	1,148,903
	CHANGE	72	80,945 19,819+	578,438 1,686+	777,529 946,036+	24,234 492-	846 49-	796,983 16,283+	2,658,129 983,332+	724,170 426,733+
	MUNICIPAL	73	126,072	675,224	844,468	102,700	4,951	1,399,610	3,348,074	1,387,984
	CHANGE	72	159,938 73,866-	935,986 58,762-	849,578 5,110-	109,041 6,341-	5,339 388-	1,322,401 77,209+	3,414,944 66,870-	1,155,482 232,502+
BARBOUR COUNTY	TOTAL	73	0	21,132	5,457	211	8	3,875	30,675	2,426
	CHANGE	72	0	13,867 7,265+	5,448 9+	135 76+	7 1+	5,500 1,625-	25,020 5,655+	7,713 5,267-
	RURAL	73	0	18,665	4,866	171	7	3,875	27,577	2,390
	CHANGE	72	0	12,923 5,742+	5,448 582-	135 36+	7 0	5,500 1,625-	24,076 3,501+	6,769 4,379-
	SHERIFF	73	0	154	850	0	0	0	1,004	200
	CHANGE	72	0	838 684-	1,176 326-	43 43-	3 3-	0 0	2,057 1,053-	1,154 954-
	STATE POLICE	73	0	18,511	4,016	171	7	3,875	26,573	2,190
	CHANGE	72	0	12,085 6,426+	4,272 256-	92 79+	4 3+	5,500 1,625-	22,019 4,554+	5,615 3,425-
	MUNICIPAL	73	0	2,467	591	40	1	0	3,098	36
	CHANGE	72	0	944 1,523+	0 591+	0 40+	0 1+	0 0	944 2,154+	944 908-
BELLINGTON PD	73	0	0	0	0	0	0	0	0	
CHANGE	72	0	0	0	0	0	0	0	0	
PHILIPPI PD	73	0	467	591	40	1	0	3,098	36	
CHANGE	72	0	944 1,523+	0 591+	0 40+	0 1+	0 0	944 2,154+	944 908-	

PAGE 2  
VALUES OF PROPERTY STOLEN AND RECOVERED  
PART I OFFENSES

			ROBBERY	BREAKING AND ENTERING	LARCENY \$50 AND OVER \$ STOLEN	LARCENY- UNDER \$50 \$ STOLEN	NUM OF OFFENSES	AUTO THEFT	TOTAL VALUE STOLEN	TOTAL VALUE RECOVERED
BERKELEY COUNTY	TOTAL	73	1,088	135,360	35,517	5,557	249	22,970	200,492	112,223
	CHANGE	72	145 943+	58,107 76,253+	57,079 21,562-	4,552 1,025+	302 53-	32,150 9,180-	150,013 50,479+	22,649 89,574+
	RURAL	73	407	113,071	20,635	1,834	115	18,600	154,547	101,376
	CHANGE	72	50 357+	47,874 65,197+	39,727 19,092-	2,866 1,032-	236 121-	19,150 550-	109,667 44,880+	14,568 86,808+
	SHERIFF	73	325	19,602	12,287	1,415	94	11,850	45,479	13,746
	CHANGE	72	0 325+	34,623 15,021-	29,544 17,257-	2,562 1,147-	225 131-	11,725 125+	78,454 32,975-	9,831 3,915+
	STATE POLICE	73	82	93,469	8,348	419	21	6,750	109,068	87,630
	CHANGE	72	50 32+	13,251 80,218+	10,183 1,835-	304 115+	11 10+	7,425 675-	31,213 77,855+	4,737 82,893+
	MUNICIPAL	73	681	22,289	14,882	3,723	134	4,370	45,945	10,847
	CHANGE	72	95 586+	8,233 14,056+	17,352 2,470-	1,666 2,057+	66 68+	13,000 8,630-	40,346 5,599+	8,081 2,766+
MARTINSBURG PD	73	681	22,289	14,882	3,723	134	4,370	45,945	10,847	
CHANGE	72	95 586+	8,233 14,056+	17,352 2,470-	1,666 2,057+	66 68+	13,000 8,630-	40,346 5,599+	8,081 2,766+	
BOONE COUNTY	TOTAL	73	0	30,227	7,630	613	23	28,738	67,203	25,526
	CHANGE	72	30,003 30,003-	25,476 4,796+	14,527 6,897-	279 334+	11 12+	55,884 27,146-	126,119 58,916-	44,399 18,873-
	RURAL	73	0	27,354	6,211	571	21	26,138	60,274	20,806
	CHANGE	72	1 1-	21,585 5,769+	14,269 8,054-	261 310+	9 12+	49,784 23,646-	85,900 25,626-	42,883 22,077
	SHERIFF	73	0	0	0	0	0	0	0	0
	CHANGE	72	0	100 100-	400 400-	0	0	0	500 500-	400 400-
	STATE POLICE	73	0	27,354	6,211	571	21	26,138	60,274	20,806
	CHANGE	72	1 1-	21,485 5,869+	13,869 7,652-	261 310+	9 12+	49,784 23,646-	85,400 25,126-	42,483 21,677-
	MUNICIPAL	73	0	2,866	1,415	42	2	2,600	6,929	4,720
	CHANGE	72	30,003 30,003-	3,841 973-	258 1,161+	18 24+	2 0	6,100 3,500-	40,219 33,290-	1,516 3,204+
MADISON PD	73	0	2,078	1,309	17	1	2,600	5,954	3,880	
CHANGE	72	0	3,555 1,527-	256 1,051+	18 1-	2 1-	6,100 3,500-	10,231 4,277-	1,495 2,385+	

PAGE 3  
VALUES OF PROPERTY STOLEN AND RECOVERED  
PART I OFFENSES

		73	72	CHANGE	73	72	CHANGE	73	72	CHANGE	73	72	CHANGE	73	72	CHANGE	73	72	CHANGE				
WHITESVILLE PD	TOTAL	73	72	CHANGE	73	72	CHANGE	73	72	CHANGE	73	72	CHANGE	73	72	CHANGE	73	72	CHANGE	73	72	CHANGE	

PAGE 5  
VALUES OF PROPERTY STOLEN AND RECOVERED  
PART I OFFENSES

			REPAIR	BREAKING AND ENTERING	LARCENY \$50 AND OVER & STOLEN	LARCENY- UNDER \$50 & STOLEN	NUM OF OFFENSES	AUTO THEFT	TOTAL VALUE STOLEN	TOTAL VALUE RECOVERED
RURAL	73	0		5,625	624	61	3	5,800	10,110	6,742
CHANGE	72	0		374	5,260	120	4	0	3,754	541
				5,791+	2,636-	59-	1-	5,800+	6,356+	6,201+
SHERIFF	73	0		0	0	0	0	0	0	0
CHANGE	72	0		0	0	0	0	0	0	0
STATE POLICE	73	0		5,625	624	61	3	5,800	10,110	6,742
CHANGE	72	0		374	5,260	120	4	0	3,754	541
				5,791+	2,636-	59-	1-	5,800+	6,356+	6,201+
MUNICIPAL	73	0		200	0	0	0	0	200	0
CHANGE	72	0		0	151	0	0	0	151	0
				200+	151-	0	0	0	49+	0
GRANTSVILLE PD	73	0		200	0	0	0	0	200	0
CHANGE	72	0		0	151	0	0	0	151	0
				200+	151-	0	0	0	49+	0
CLAY COUNTY TOTAL	73	0		4,549	12,769	218	8	22,050	39,586	10,627
CHANGE	72	0		13,880	5,193	266	10	3,450	22,789	4,628
				9,331-	7,576+	48-	2-	18,600+	16,797+	5,999+
RURAL	73	0		4,549	12,769	218	8	22,050	39,586	10,627
CHANGE	72	0		13,880	5,193	266	10	3,450	22,789	4,628
				9,331-	7,576+	48-	2-	18,600+	16,797+	5,999+
SHERIFF	73	0		0	0	0	0	0	0	0
CHANGE	72	0		4,503	0	0	0	0	4,503	0
				4,503-	0	0	0	0	4,503-	0
STATE POLICE	73	0		4,549	12,769	218	8	22,050	39,586	10,627
CHANGE	72	0		9,377	5,193	266	10	3,450	18,286	4,628
				4,628-	7,576+	48-	2-	18,600+	21,300+	5,999+
MUNICIPAL	73	0		0	0	0	0	0	0	0
CHANGE	72	0		0	0	0	0	0	0	0
				0	0	0	0	0	0	0
CLAY PD	73	0		0	0	0	0	0	0	0
CHANGE	72	0		0	0	0	0	0	0	0
				0	0	0	0	0	0	0
DODDRIDGE COUNTY TOTAL	73	0		5,679	1,619	100	5	0	7,398	1,809
CHANGE	72	0		3,951	1,960	0	0	1,000	6,911	2,011
				1,728+	341-	100+	5+	1,000-	487+	202-

PAGE 6  
VALUES OF PROPERTY STOLEN AND RECOVERED  
PART I OFFENSES

			REPAIR	BREAKING AND ENTERING	LARCENY \$50 AND OVER & STOLEN	LARCENY- UNDER \$50 & STOLEN	NUM OF OFFENSES	AUTO THEFT	TOTAL VALUE STOLEN	TOTAL VALUE RECOVERED
RURAL	73	0		5,679	1,619	100	5	0	7,398	1,809
CHANGE	72	0		3,951	1,960	0	0	1,000	6,911	2,011
				1,728+	341-	100+	5+	1,000-	487+	202-
SHERIFF	73	0		2,090	70	0	0	0	2,160	614
CHANGE	72	0		0	970	0	0	0	970	0
				2,090+	900-	0	0	0	1,190+	614+
STATE POLICE	73	0		3,589	1,549	100	5	0	5,238	1,195
CHANGE	72	0		3,951	990	0	0	1,000	5,941	2,011
				362-	559+	100+	5+	1,000-	703-	816-
MUNICIPAL	73	0		0	0	0	0	0	0	0
CHANGE	72	0		0	0	0	0	0	0	0
				0	0	0	0	0	0	0
WEST UNION PD	73	0		0	0	0	0	0	0	0
CHANGE	72	0		0	0	0	0	0	0	0
				0	0	0	0	0	0	0
FAYETTE COUNTY TOTAL	73	1,138		27,709	25,122	1,402	45	63,980	119,351	68,185
CHANGE	72	1,521		48,047	31,298	1,394	52	38,150	120,410	25,913
		383-		20,338-	6,176-	8+	7-	25,830+	1,059-	42,272+
RURAL	73	1,138		17,890	20,362	1,062	34	57,330	97,782	58,904
CHANGE	72	1,287		43,554	24,260	874	28	17,850	86,827	14,835
		149-		25,666-	2,898-	188+	6+	39,480+	10,955+	44,069+
SHERIFF	73	65		4,591	600	37	1	9,300	14,993	1,890
CHANGE	72	14		8,073	0,641	74	2	8,900	24,302	625
		51+		3,682-	6,041-	37-	1-	400+	9,309-	1,265+
STATE POLICE	73	1,073		12,899	19,762	1,025	33	48,030	82,789	57,014
CHANGE	72	1,273		34,883	16,619	800	26	8,950	62,525	14,210
		200-		21,984-	3,143+	225+	7+	39,080+	20,264	42,804+
MUNICIPAL	73	0		9,819	4,760	340	11	6,650	21,569	9,281
CHANGE	72	234		4,491	4,038	520	24	20,300	33,583	11,078
		234-		5,328+	3,278-	180-	13-	13,650-	12,014-	1,797-
ANSTEAD PD	73	0		20	50	10	1	1,000	1,080	1,020
CHANGE	72	0		135	150	0	0	0	285	13
				115-	100-	10+	1+	1,000+	795+	1,007+
FAYETTEVILLE PD	73	0		125	0	0	0	0	125	45
CHANGE	72	0		260	0	3	1	0	263	0
				135-	0	3-	1-	0	138-	45+

PAGE 7  
VALUES OF PROPERTY STOLEN AND RECOVERED  
PART I OFFENSES

		ROBBERY	BREAKING AND ENTERING	LARCENY \$50 AND OVER \$ STOLEN	LARCENY- UNDER \$50 \$ STOLEN	NUM OF OFFENSES	AUTO THEFT	TOTAL VALUE STOLEN	TOTAL VALUE RECOVERED
MONTGOMERY PD	73	0	3,961	4,310	330	10	3,150	11,751	5,611
CHANGE	72	234	2,382	6,888	511	22	16,650	26,665	10,029
		234-	1,579+	2,578-	181-	12-	13,500-	14,914-	4,418-
MOUNT HOPE PD	73	0	4,046	0	0	0	2,500	6,546	2,500
CHANGE	72	0	814	0	0	0	3,350	4,164	730
		0	3,232+	0	0	0	850-	2,382+	1,770+
NAK HILL PD	73	0	0	0	0	0	0	0	0
CHANGE	72	0	0	0	0	0	0	0	0
		0	0	0	0	0	0	0	0
SMYTHERS PD	73	0	1,667	400	0	0	0	2,067	105
CHANGE	72	0	900	1,000	6	1	300	2,206	306
		0	767+	600-	6-	1-	300-	139-	201-
GILMER COUNTY TOTAL	73	0	2,796	50,031	36	3	1,000	53,863	51,077
CHANGE	72	0	4,250	3,061	170	8	0	7,481	3,487
		0	454-	46,970+	134-	5-	1,000+	46,382+	47,590+
RURAL	73	0	2,089	49,951	36	3	1,000	53,076	51,077
CHANGE	72	0	1,599	2,583	120	5	0	4,302	838
		0	490+	47,368+	84-	2-	1,000+	48,774+	50,239+
SHERIFF	73	0	0	0	0	0	0	0	0
CHANGE	72	0	0	70	0	0	0	70	70
		0	0	70-	0	0	0	70-	70-
STATE POLICE	73	0	2,089	49,951	36	3	1,000	53,076	51,077
CHANGE	72	0	1,599	2,513	120	5	0	4,232	768
		0	490+	47,438+	84-	2-	1,000+	48,844+	50,309+
MUNICIPAL	73	0	707	80	0	0	0	787	0
CHANGE	72	0	2,651	478	50	3	0	3,179	2,649
		0	1,944-	398-	50-	3-	0	2,392-	2,649-
GLENVILLE PD	73	0	707	80	0	0	0	787	0
CHANGE	72	0	2,651	478	50	3	0	3,179	2,649
		0	1,944-	398-	50-	3-	0	2,392-	2,649-
GRANT COUNTY TOTAL	73	0	17,423	2,890	60	3	8,850	29,223	9,154
CHANGE	72	0	2,583	575	38	4	44,300	47,496	2,185
		0	14,840+	2,315+	22+	1-	35,450-	18,273-	6,969+
RURAL	73	0	16,938	1,761	6	1	7,700	26,405	7,888
CHANGE	72	0	2,447	500	10	1	44,300	47,257	2,050
		0	14,491+	1,261+	4-	0	36,600-	20,852-	5,838+

PAGE 8  
VALUES OF PROPERTY STOLEN AND RECOVERED  
PART I OFFENSES

		ROBBERY	BREAKING AND ENTERING	LARCENY \$50 AND OVER \$ STOLEN	LARCENY- UNDER \$50 \$ STOLEN	NUM OF OFFENSES	AUTO THEFT	TOTAL VALUE STOLEN	TOTAL VALUE RECOVERED
SHERIFF	73	0	0	0	0	0	0	0	0
CHANGE	72	0	115	200	10	1	0	325	275
		0	115-	200-	10-	1-	0	325-	275-
STATE POLICE	73	0	16,938	1,761	6	1	7,700	26,405	7,888
CHANGE	72	0	2,332	300	0	0	44,300	46,932	1,775
		0	14,606+	1,461+	6+	1+	36,600-	20,527-	6,113+
MUNICIPAL	73	0	485	1,129	54	2	1,150	2,818	1,266
CHANGE	72	0	136	75	28	3	0	239	135
		0	349+	1,054+	26+	1-	1,150+	2,579+	1,131+
PETERSBURG PD	73	0	485	1,129	54	2	1,150	2,818	1,266
CHANGE	72	0	136	75	28	3	0	239	135
		0	349+	1,054+	26+	1-	1,150+	2,579+	1,131+
GREENBRIER COUNTY TOTAL	73	2	19,526	11,306	486	21	16,850	48,170	10,162
CHANGE	72	151	49,569	63,087	478	28	18,773	132,058	21,417
		149-	30,043-	51,781-	8+	7-	1,923-	83,888-	3,255-
RURAL	73	0	16,145	11,113	305	17	16,850	44,413	17,647
CHANGE	72	151	43,818	61,775	357	20	17,073	123,174	18,266
		151-	27,673-	50,662-	52-	3-	223-	78,761-	619-
SHERIFF	73	0	4,070	275	10	1	1,000	5,355	1,000
CHANGE	72	0	5,304	390	43	4	1,350	7,087	1,579
		0	1,234-	115-	33-	3-	350-	1,732-	579-
STATE POLICE	73	0	12,075	10,838	295	16	15,850	39,058	16,647
CHANGE	72	151	38,514	61,385	314	16	15,723	116,087	16,687
		151-	26,439-	50,547-	19-	0	127+	77,029-	40-
MUNICIPAL	73	2	3,381	193	181	4	0	3,757	515
CHANGE	72	0	5,751	1,312	121	8	1,700	8,884	3,151
		2+	2,370-	1,119-	60+	4-	1,700-	5,127-	2,636-
LEWISBURG PC	73	0	276	123	0	0	0	399	183
CHANGE	72	0	0	235	0	0	0	235	235
		0	276+	112-	0	0	0	164+	52-
RAINELLE PD	73	0	0	0	181	4	0	236	216
CHANGE	72	0	0	900	66	4	500	1,466	866
		0	55+	900-	115+	0	500-	1,230-	650-
RONCEVERTE PD	73	0	2,757	0	0	0	0	2,757	51
CHANGE	72	0	1,295	0	0	0	0	1,295	0
		0	1,462+	0	0	0	0	1,462+	51+

PAGE 9  
VALUES OF PROPERTY STOLEN AND RECOVERED  
PART I OFFENSES

		ROBBERY	BREAKING AND ENTERING	LARCENY \$50 AND OVER \$ STOLEN	LARCENY- UNDER \$50 \$ STOLEN	NUM OF OFFENSES	AUTO THEFT	TOTAL VALUE STOLEN	TOTAL VALUE RECOVERED
WHITE SULPHUR SPRINGS PD	73	2	293	70	0	0	0	365	45
CHANGE	72	0	4,456	177	55	4	1,200	5,888	2,050
		2+	4,163-	107-	55-	4-	1,200-	5,523-	1,985-
HAMPSHIRE COUNTY TOTAL	73	0	27,460	12,117	920	19	5,400	45,897	12,279
CHANGE	72	4,000	17,241	5,351	493	23	250	27,335	2,478
		4,000-	10,219+	6,766+	427+	4-	5,150+	18,562+	9,801+
RURAL	73	0	22,862	12,042	920	19	4,200	40,024	10,024
CHANGE	72	4,000	16,305	5,151	429	20	250	26,135	2,478
		4,000-	6,557+	6,891+	491+	1-	3,950+	13,889+	7,548+
SHERIFF	73	0	5,872	7,072	248	11	1,000	14,192	3,190
CHANGE	72	0	4,606	750	103	6	0	5,459	0
		0	1,266+	6,322+	145+	5+	1,000+	8,733+	3,190+
STATE POLICE	73	0	16,990	4,970	672	8	3,200	25,832	6,836
CHANGE	72	4,000	11,659	4,401	326	14	250	20,676	2,478
		4,000-	5,291+	569+	346+	6-	2,950+	5,156+	4,358+
MUNICIPAL	73	0	4,598	75	0	0	1,200	5,873	2,253
CHANGE	72	0	936	200	64	3	0	1,200	0
		0	3,662+	125-	64-	3-	1,200+	4,673+	2,253+
RODNEY PD	73	0	4,598	75	0	0	1,200	5,873	2,253
CHANGE	72	0	936	200	64	3	0	1,200	0
		0	3,662+	125-	64-	3-	1,200+	4,673+	2,253+
HANCOCK COUNTY TOTAL	73	8,344	84,726	27,295	3,706	152	101,456	225,527	66,063
CHANGE	72	33,188	102,900	50,884	4,217	161	87,150	278,339	61,013
		24,844-	18,174-	23,589-	511-	9-	14,306+	52,812-	5,050+
RURAL	73	4,871	26,536	7,843	430	15	6,100	45,780	5,707
CHANGE	72	30,028	43,394	29,604	758	29	33,150	136,934	14,485
		25,157-	16,858-	21,761-	328-	14-	27,050-	91,154-	8,778-
SHERIFF	73	4,871	20,465	7,049	381	14	5,700	38,466	4,745
CHANGE	72	25,765	28,142	17,261	759	25	19,950	91,868	8,729
		20,894-	7,677-	10,212-	360-	11-	14,250-	53,402-	3,984-
STATE POLICE	73	0	6,071	794	49	1	400	7,314	962
CHANGE	72	4,263	15,252	12,343	8	4	13,200	45,066	5,756
		4,263-	9,181-	11,549-	41+	3-	12,800-	37,752-	4,794-
MUNICIPAL	73	3,473	58,190	19,452	3,276	137	95,356	179,747	60,356
CHANGE	72	3,160	59,506	21,280	3,459	132	54,000	141,405	46,528
		313+	1,316-	1,828-	183-	5+	41,356+	38,342+	13,828+

PAGE 10  
VALUES OF PROPERTY STOLEN AND RECOVERED  
PART I OFFENSES

		ROBBERY	BREAKING AND ENTERING	LARCENY \$50 AND OVER \$ STOLEN	LARCENY- UNDER \$50 \$ STOLEN	NUM OF OFFENSES	AUTO THEFT	TOTAL VALUE STOLEN	TOTAL VALUE RECOVERED
CHESTER PD	73	0	2,066	1,162	97	6	14,650	17,975	8,885
CHANGE	72	0	1,395	175	80	3	0	1,650	0
		0	671+	987+	17+	3+	14,650+	16,325+	8,885+
WEIRTON PD	73	3,473	53,678	17,845	2,963	121	80,406	158,365	50,646
CHANGE	72	3,160	57,205	20,335	3,213	123	52,200	136,113	44,503
		313+	3,527-	2,490-	250-	2-	28,206+	22,252+	6,143+
NEW CUMBERLAND PD	73	0	2,446	445	216	10	300	3,407	825
CHANGE	72	0	906	770	166	6	1,800	3,642	2,025
		0	1,540+	325-	50+	4+	1,500-	235-	1,200-
HARDY COUNTY TOTAL	73	0	2,873	5,878	206	7	10,200	19,157	10,605
CHANGE	72	0	5,377	2,131	70	3	1,300	8,878	5,107
		0	2,504-	3,747+	136+	4+	8,900+	10,279+	5,498+
RURAL	73	0	2,873	5,878	206	7	10,200	19,157	10,605
CHANGE	72	0	5,377	2,131	70	3	1,300	8,878	5,107
		0	2,504-	3,747+	136+	4+	8,900+	10,279+	5,498+
SHERIFF	73	0	0	0	0	0	0	0	0
CHANGE	72	0	0	0	0	0	0	0	0
		0	0	0	0	0	0	0	0
STATE POLICE	73	0	2,873	5,878	206	7	10,200	19,157	10,605
CHANGE	72	0	5,377	2,131	70	3	1,300	8,878	5,107
		0	2,504-	3,747+	136+	4+	8,900+	10,279+	5,498+
MUNICIPAL	73	0	0	0	0	0	0	0	0
CHANGE	72	0	0	0	0	0	0	0	0
		0	0	0	0	0	0	0	0
MOOREFIELD PD	73	0	0	0	0	0	0	0	0
CHANGE	72	0	0	0	0	0	0	0	0
		0	0	0	0	0	0	0	0
HARRISON COUNTY TOTAL	73	758	114,863	76,265	5,342	223	73,545	270,773	116,586
CHANGE	72	4,650	114,876	78,959	4,539	182	65,135	268,159	93,288
		3,892-	13-	2,694-	803+	41+	8,410+	2,614+	63,298+
RURAL	73	210	73,295	50,805	1,354	48	32,450	158,114	35,251
CHANGE	72	1,500	58,799	55,698	1,504	57	45,635	162,636	30,368
		1,290-	14,996+	4,893-	150-	9-	13,185-	4,522-	4,883+
SHERIFF	73	55	31,177	29,063	920	30	13,900	75,115	15,067
CHANGE	72	0	19,159	7,962	672	20	16,700	44,493	5,500
		55+	12,018+	21,101+	248+	10+	2,800-	30,622+	9,567+



PAGE 11  
VALUES OF PROPERTY STOLEN AND RECOVERED  
PART I OFFENSES

			ROBBERY	BREAKING AND ENTERING	LARCENY \$50 AND OVER \$ STOLEN	LARCENY- UNDER \$50 \$ STOLEN	NUM OF OFFENSES	AUTO THEFT	TOTAL VALUE STOLEN	TOTAL VALUE RECOVERED
STATE POLICE	73	155		42,118	21,742	434	18	18,550	82,999	20,184
CHANGE	72	1,349+		39,140	47,730	822	37	28,935	118,143	24,868
MUNICIPAL	73	200		41,568	20,460	3,988	175	41,095	112,659	81,395
CHANGE	72	2,602+		56,377	21,261	3,085	125	19,900	105,523	22,920
BRIDGEPORT PD	73	50		6,754	1,270	1,159	81	2,700	13,939	4,859
CHANGE	72	50+		8,120	1,391	343	11	1,500	11,359	165
CLARKSBURG PD	73	458		28,356	20,963	2,469	80	34,995	87,281	70,401
CHANGE	72	2,982+		46,036	20,678	2,534	106	11,100	83,328	15,620
SALEM PD	73	0		530	605	120	5	0	1,255	250
CHANGE	72	170-		920	800	15	2	0	1,910	158
SHINNSTON PD	73	0		0	0	0	0	0	0	0
CHANGE	72	0		0	0	0	0	0	0	0
STONEWOOD PD	73	0		57	0	0	0	0	57	0
CHANGE	72	0		30	0	0	0	0	35	0
ANMOORE PD	73	0		500	0	0	0	0	580	410
CHANGE	72	0		664	50	20	1	2,000	2,734	2,050
NUTTER FORT PD	73	0		5,291	616	240	9	3,400	9,547	5,415
CHANGE	72	0		797	342	123	5	4,900	6,157	4,927
LUMBERPORT PD	73	0		0	0	0	0	0	0	0
CHANGE	72	0		0	0	0	0	0	0	0
JACKSON COUNTY TOTAL	73	0		22,657	13,637	760	42	13,840	50,894	18,956
CHANGE	72	2,090+		13,495	13,434	1,334	45	1,800	32,153	2,354
RURAL	73	0		15,602	10,592	360	17	11,540	42,094	16,125
CHANGE	72	2,090+		12,891	10,700	521	17	1,800	28,002	1,670
				6,711+	108-	161-	0	9,740+	14,092+	14,455+

PAGE 12  
VALUES OF PROPERTY STOLEN AND RECOVERED  
PART I OFFENSES

			ROBBERY	BREAKING AND ENTERING	LARCENY \$50 AND OVER \$ STOLEN	LARCENY- UNDER \$50 \$ STOLEN	NUM OF OFFENSES	AUTO THEFT	TOTAL VALUE STOLEN	TOTAL VALUE RECOVERED
SHERIFF	73	0		11,709	2,284	203	10	4,390	18,586	4,952
CHANGE	72	0		5,134	1,873	276	9	700	7,958	52
STATE POLICE	73	0		7,895	8,308	157	7	7,150	23,508	11,173
CHANGE	72	2,090+		7,782	8,627	245	8	1,100	20,044	1,618
MUNICIPAL	73	0		3,055	3,045	400	25	2,300	8,800	2,831
CHANGE	72	0		604	2,734	813	28	0	4,151	684
RAVENSWOOD PD	73	0		672	1,493	189	10	200	2,554	551
CHANGE	72	0		550	1,593	468	15	0	2,611	616
RIPLEY PD	73	0		2,385	1,552	211	15	2,100	6,246	2,280
CHANGE	72	0		54	1,141	345	13	0	1,540	68
JEFFERSON COUNTY TOTAL	73	3,038		32,728	25,954	1,338	57	51,850	114,908	37,152
CHANGE	72	2,420		47,484	41,934	900	46	33,625	126,363	28,085
RURAL	73	3,003		31,007	25,184	880	31	50,350	110,419	35,211
CHANGE	72	1,590+		44,367	41,709	794	30	30,950	119,233	27,592
SHERIFF	73	0		11,930	10,751	313	12	10,350	33,344	6,208
CHANGE	72	0		15,814	10,463	233	10	2,000	28,510	2,163
STATE POLICE	73	3,003		19,072	14,433	567	19	40,000	77,075	29,003
CHANGE	72	1,413		28,553	31,246	561	20	28,950	90,723	25,429
MUNICIPAL	73	35		1,726	770	458	26	1,500	4,489	1,941
CHANGE	72	1,007		3,117	225	106	16	2,675	7,130	1,293
CHARLES TOWN PD	73	35		963	150	456	24	1,500	3,104	1,791
CHANGE	72	1,000		450	225	96	11	900	2,671	61
SHEPHERDSTOWN PD	73	0		313	124	0	0	0	437	135
CHANGE	72	0		2,590	0	0	0	1,025	3,615	415
				2,277-	124+	0	0	1,025-	3,178-	480-

PAGE 13  
VALUES OF PROPERTY STOLEN AND RECOVERED  
PART I OFFENSES

		ROBBERY	BREAKING AND ENTERING	LARCENY \$50 AND OVER & STOLEN	LARCENY- UNDER \$50 & STOLEN	NUM OF OFFENSES	AUTO THEFT	TOTAL VALUE STOLEN	TOTAL VALUE RECOVERED	
RANSON PD	73	0	450	496	2	2	0	948	15	
	72	7	77	0	10	5	750	844	617	
CHANGE		7-	373+	496+	8-	3-	750-	104+	402-	
KANAWHA COUNTY	TOTAL	73	35,084	355,511	429,373	34,355	1,479	647,298	1,501,621	489,299
	72		50,535	332,975	449,883	34,006	1,462	604,572	1,471,971	428,025
CHANGE			15,451-	22,536+	20,510-	349+	17+	42,726+	29,650+	61,274+
	RURAL	73	18,591	179,090	111,870	6,856	242	158,846	475,193	167,269
	72		28,586	111,950	120,340	7,314	233	114,584	382,774	128,989
CHANGE			10,055-	67,140+	8,470-	458-	9+	44,262+	92,419+	38,280+
	SHERIFF	73	311	18,961	26,744	502	19	48,779	95,297	55,525
	72		0	22,893	29,496	563	17	39,095	92,047	57,311
CHANGE			311+	3,932-	2,752-	61-	2+	9,684+	3,250+	1,786-
	STATE POLICE	73	18,220	160,129	85,126	6,354	223	110,067	379,896	111,744
	72		28,586	89,057	90,844	6,751	216	75,489	290,727	71,678
CHANGE			10,366-	71,072+	5,718-	397-	7+	34,578+	89,169+	40,066+
	MUNICIPAL	73	16,553	176,421	317,503	27,499	1,237	488,452	1,026,428	322,030
	72		21,949	221,025	329,543	26,692	1,229	489,988	1,089,197	299,036
CHANGE			5,396-	44,404-	12,040-	807+	8+	1,536-	62,769-	22,994+
WELLS PD	73	0	0	0	0	0	0	0	0	
	72		0	57	0	0	0	57	57	
CHANGE			0	57-	0	0	0	57-	57-	
CHARLESTON PD	73	14,526	124,093	226,622	17,853	789	429,730	812,824	252,796	
	72		21,653	173,475	263,692	19,078	863	428,038	905,936	229,962
CHANGE			7,127-	49,382+	37,070-	1,225-	74-	1,692+	93,112-	22,834+
DUNBAR PD	73	780	23,818	10,651	808	30	11,100	47,157	7,682	
	72		11,115	8,501	655	23	24,250	44,521	23,375	
CHANGE			780+	12,703+	2,150+	153+	7+	13,150-	2,636+	15,693-
WYTHE PD	73	0	7,513	14,601	1,079	43	6,200	29,393	13,973	
	72		20	12,697	1,409	60	3,500	31,548	1,428	
CHANGE			20-	5,184	679+	330-	17-	2,700+	2,155-	12,545+
ST ALBANS PD	73	55	3,453	16,878	3,592	158	23,250	47,228	20,982	
	72		48	3,545	23,022	2,709	17,900	47,224	21,919	
CHANGE			7+	92-	6,144-	883+	11+	5,350+	4+	1,017-
SOUTH CHARLESTON PD	73	1,192	16,375	48,451	4,131	192	18,172	88,321	26,380	
	72		164	14,238	20,034	2,702	14,100	51,238	21,319	
CHANGE			1,028+	2,137+	28,417+	1,429+	4,072+	37,083+	5,061+	

PAGE 14  
VALUES OF PROPERTY STOLEN AND RECOVERED  
PART I OFFENSES

		ROBBERY	BREAKING AND ENTERING	LARCENY \$50 AND OVER & STOLEN	LARCENY- UNDER \$50 & STOLEN	NUM OF OFFENSES	AUTO THEFT	TOTAL VALUE STOLEN	TOTAL VALUE RECOVERED
CHESAPEAKE PD	73	0	18	7	36	25	0	54	47
	72	64	2,153	120	65	3	1,500	3,902	141
CHANGE		64-	2,135-	120-	29-	22+	1,500-	3,848-	94-
HARNET PD	73	0	706	0	0	0	0	706	0
	72		302	0	0	1	0	302	0
CHANGE			404+	0	0	1-	0	404+	0
EAST BANK PD	73	0	45	300	0	0	0	345	0
	72		0	0	0	0	0	0	0
CHANGE			45+	300+	0	0	0	345+	0
GLASGOW PD	73	0	0	0	0	0	0	0	0
	72		0	0	0	0	0	0	0
CHANGE			0	0	0	0	0	0	0
CLENDENIN PD	73	0	400	0	0	0	0	400	250
	72		2,540	0	70	2	700	3,310	770
CHANGE			2,140-	0	70-	2-	700-	2,910-	520-
CEDAR GROVE PD	73	0	0	0	0	0	0	0	0
	72		960	195	4	1	0	1,159	65
CHANGE			960-	195-	4-	1-	0	1,159-	65-
LEWIS COUNTY	TOTAL	73	0	27,268	5,258	135	9,975	42,636	30,591
	72		500	31,062	1,730	107	7,400	40,799	6,225
CHANGE			500-	3,794-	3,528+	28+	2,575+	1,837+	24,366+
	RURAL	73	0	26,894	2,366	53	8,475	37,788	26,779
	72		500	9,202	820	3	3,700	14,248	3,233
CHANGE			500-	17,692+	1,546+	26+	4,775+	23,540+	23,546+
	SHERIFF	73	0	6,123	1,050	20	1,800	8,993	2,523
	72		0	0	150	3	0	176	176
CHANGE			0	6,123+	900+	6-	1,800+	8,817+	2,347+
	STATE POLICE	73	0	20,771	1,316	33	6,675	28,795	24,256
	72		560	9,202	670	0	3,700	14,072	3,057
CHANGE			500-	11,569+	646+	33+	2,975+	14,723+	21,199+
	MUNICIPAL	73	0	374	2,892	82	1,500	4,848	3,812
	72		0	21,860	910	81	3,700	26,551	2,992
CHANGE			0	21,486-	1,982+	1+	2,200-	21,703-	820+
WESTON PD	73	0	374	2,892	82	2	1,500	4,848	3,812
	72		0	21,860	910	81	3,700	26,551	2,992
CHANGE			0	21,486-	1,982+	1+	2,200-	21,703-	820+

PAGE 15  
VALUES OF PROPERTY STOLEN AND RECOVERED  
PART I OFFENSES

		ROBBERY	BREAKING AND ENTFRING	LARCENY \$50 AND OVER \$ STOLEN	LARCENY- UNDER \$50 \$ STOLEN	NUM OF OFFENSES	AUTO THEFT	TOTAL VALUE STOLEN	TOTAL VALUE RECOVERED	
LINCOLN COUNTY	TOTAL	73	128	2,955	4,241	16	5,800	13,547	5,201	
		72	1,505	13,434	9,305	458	17,600	42,302	17,707	
	CHANGE		1,377-	10,479-	5,064-	35-	11,800-	28,755-	12,506-	
	RURAL	73	128	2,955	4,241	16	5,800	13,547	5,201	
		72	1,505	13,434	9,305	458	17,600	42,302	17,707	
	CHANGE		1,377-	10,479-	5,064-	35-	11,800-	28,755-	12,506-	
	SHERIFF	73	0	1,303	900	44	150	2,397	2,392	
		72	0	1,425	378	0	2,750	4,753	4,753	
	CHANGE		0	322-	522+	44+	2,600-	2,356-	2,361-	
	STATE POLICE	73	128	1,652	3,341	379	5,650	11,150	2,809	
		72	1,505	11,809	8,927	458	14,850	37,549	12,954	
	CHANGE		1,377-	10,157-	5,586-	79-	9,200-	26,399-	10,145-	
LOGAN COUNTY	TOTAL	73	9,553	55,574	1,055,712	2,599	109,055	1,232,493	272,012	
		72	58	35,105	22,248	732	44,795	102,938	34,213	
	CHANGE		9,495+	20,469+	1,033,464+	1,867+	64,260+	1,129,555+	237,799+	
	RURAL	73	9,553	55,574	1,050,648	1,651	99,555	1,216,981	263,606	
		72	58	34,933	22,188	618	44,795	102,592	34,130	
	CHANGE		9,495+	20,641+	1,028,460+	1,033+	54,760+	1,114,389+	229,476+	
	SHERIFF	73	0	835	7,704	70	5	14,622	4,233	
		72	0	7,898	0	36	1	7,934	850	
	CHANGE		0	7,063-	7,704+	34+	4-	6,688+	3,383+	
	STATE POLICE	73	9,553	54,739	1,042,944	1,581	44	93,542	1,202,399	259,373
		72	58	27,035	22,188	582	20	44,795	94,658	33,280
	CHANGE		9,495+	27,704+	1,020,756+	999+	24+	48,747+	1,107,701+	226,093+
MUNICIPAL	73	0	0	5,064	948	43	9,500	15,512	8,406	
	72	0	172	60	114	7	0	346	83	
CHANGE		0	172-	5,004+	834+	36+	9,500+	15,166+	8,323+	
LOGAN PD	73	0	0	5,064	948	43	9,500	15,512	8,406	
	72	0	172	60	114	7	0	346	83	
CHANGE		0	172-	5,004+	834+	36+	9,500+	15,166+	8,323+	
MAN PD	73	0	0	0	0	0	0	0	0	
	72	0	0	0	0	0	0	0	0	
CHANGE		0	0	0	0	0	0	0	0	
MCDOWELL COUNTY	TOTAL	73	16,711	27,991	16,808	602	18,300	80,412	10,424	
		72	940	54,315	21,700	590	28,350	145,895	36,731	
	CHANGE		15,771+	66,324-	4,892-	12+	3+	10,050-	65,483-	26,307-

PAGE 16  
VALUES OF PROPERTY STOLEN AND RECOVERED  
PART I OFFENSES

		ROBBERY	BREAKING AND ENTFRING	LARCENY \$50 AND OVER \$ STOLEN	LARCENY- UNDER \$50 \$ STOLEN	NUM OF OFFENSES	AUTO THEFT	TOTAL VALUE STOLEN	TOTAL VALUE RECOVERED
RURAL	73	16,711	21,821	16,608	587	22	18,300	74,027	6,987
	72	940	82,143	19,200	418	10	25,700	128,401	33,500
CHANGE		15,771+	60,322-	2,592-	169+	12+	7,400-	54,374-	26,513-
SHERIFF	73	141	2,039	995	125	8	0	3,300	1,664
	72	0	1,100	1,000	72	2	1,700	3,872	3,835
CHANGE		141+	939+	5-	53+	6+	1,700-	572-	2,171-
STATE POLICE	73	16,570	19,782	15,613	462	14	18,300	70,727	5,323
	72	940	81,043	18,200	346	8	24,000	124,529	29,665
CHANGE		15,630+	61,261-	2,587-	116+	6+	5,700-	53,802-	24,342-
MUNICIPAL	73	0	6,170	200	15	1	0	6,385	3,437
	72	0	12,172	2,580	172	10	2,650	17,494	5,231
CHANGE		0	6,002-	2,380-	157-	9-	2,650-	11,109-	1,794-
KEYSTONE PD	73	0	0	0	0	0	0	0	0
	72	0	0	0	0	0	0	0	0
CHANGE		0	0	0	0	0	0	0	0
WAR PD	73	0	0	0	0	0	0	0	0
	72	0	250	250	100	5	750	1,350	1,000
CHANGE		0	250-	250-	100-	5-	750-	1,350-	1,000-
WELCH PD	73	0	950	200	0	0	0	1,150	937
	72	0	0	2,250	0	0	0	2,250	2,250
CHANGE		0	950+	2,050-	0	0	0	1,100-	1,313-
ANAWALT PD	73	0	0	0	0	0	0	0	0
	72	0	0	0	0	0	0	0	0
CHANGE		0	0	0	0	0	0	0	0
GARY PD	73	0	4,120	0	0	0	0	4,120	2,500
	72	0	0	0	35	1	0	35	0
CHANGE		0	4,120+	0	35-	1-	0	4,085+	2,500+
NORTH FORK PD	73	0	0	0	15	1	0	15	0
	72	0	0	0	0	0	0	0	0
CHANGE		0	0	0	15+	1+	0	15+	0
DAVY PD	73	0	0	0	0	0	0	0	0
	72	0	0	0	0	0	0	0	0
CHANGE		0	0	0	0	0	0	0	0
KIMBALL PD	73	0	1,100	0	0	0	0	1,100	0
	72	0	10,922	0	10	1	0	10,922	48
CHANGE		0	9,822-	0	10-	1-	0	9,822-	48-

PAGE 17  
VALUES OF PROPERTY STOLEN AND RECOVERED  
PART I OFFENSES

		RUBBERY	BREAKING AND ENTERING	LARCENY \$50 AND OVER & STOLEN	LARCENY- UNDER \$50 & STOLEN	NUM OF OFFENSES	AUTO THEFT	TOTAL VALUE STOLEN	TOTAL VALUE RECOVERED	
IEAGER PD	73	0	0	0	0	0	0	0	0	
	72	0	1,000	0	27	3	1,900	2,927	1,913	
	CHANGE	0	1,000-	0	27-	3-	1,900-	2,927-	1,913-	
MARION COUNTY	TOTAL	73	3,531	53,128	148,369	3,688	165	108,197	356,913	156,133
	72	2,781	33,184	40,297	2,445	95	30,350	109,057	26,368	
	CHANGE	750+	59,944+	108,072+	1,243+	70+	77,847+	247,856+	129,765+	
	RURAL	73	325	18,263	128,449	295	14	54,237	201,569	62,276
	72	636	12,861	19,187	184	5	9,750	42,618	8,825	
	CHANGE	311-	5,402+	109,262+	111+	9+	44,487+	158,951+	53,451+	
	SHERIFF	73	325	12,409	108,503	218	8	43,475	164,930	54,126
	72	636	2,787	1,365	20	1	2,800	7,608	4,040	
	CHANGE	311-	9,622+	107,138+	198+	7+	40,675+	157,322+	50,084+	
	STATE POLICE	73	0	5,854	19,946	77	6	10,762	36,639	8,150
	72	0	10,074	17,822	164	4	6,950	39,010	4,785	
	CHANGE	0	4,220-	2,124+	87-	2+	3,812+	1,629+	3,365+	
	MUNICIPAL	73	3,206	74,865	19,920	3,393	151	53,960	155,344	93,857
	72	2,145	20,323	21,110	2,261	90	20,600	66,439	17,543	
	CHANGE	1,061+	54,542+	1,190-	1,132+	61+	33,360+	88,905+	76,314+	
FAIRMONT PD	73	3,206	74,289	17,908	3,280	144	53,460	152,143	93,269	
	72	2,145	18,650	18,027	1,997	81	12,400	53,219	6,754	
	CHANGE	1,061+	55,639+	119-	1,283+	63+	41,060+	98,924+	86,515+	
MANNINGTON PD	73	0	541	2,012	110	6	100	2,763	153	
	72	0	803	3,083	264	9	8,200	12,350	10,789	
	CHANGE	0	262-	1,071-	154-	3-	8,100-	9,587-	10,636-	
RIVESVILLE PD	73	0	0	0	0	0	0	0	0	
	72	0	0	0	0	0	0	0	0	
	CHANGE	0	0	0	0	0	0	0	0	
WINDSORHAM PD	73	0	0	0	0	0	0	0	0	
	72	0	450	0	0	0	0	450	0	
	CHANGE	0	450-	0	0	0	0	450-	0	
FAIRVIEW PD	73	0	0	0	0	0	0	0	0	
	72	0	0	0	0	0	0	0	0	
	CHANGE	0	0	0	0	0	0	0	0	
FARMINGTON PD	73	0	0	0	0	0	0	0	0	
	72	0	0	0	0	0	0	0	0	
	CHANGE	0	0	0	0	0	0	0	0	

PAGE 18  
VALUES OF PROPERTY STOLEN AND RECOVERED  
PART I OFFENSES

		RUBBERY	BREAKING AND ENTERING	LARCENY \$50 AND OVER & STOLEN	LARCENY- UNDER \$50 & STOLEN	NUM OF OFFENSES	AUTO THEFT	TOTAL VALUE STOLEN	TOTAL VALUE RECOVERED	
GRANT TOWN PD	73	0	35	0	3	1	400	438	435	
	72	0	420	0	0	0	0	420	0	
	CHANGE	0	385-	0	3+	1+	400+	18+	435+	
MARSHALL COUNTY	TOTAL	73	3,465	20,940	15,750	3,352	174	49,975	93,482	33,005
	72	4,510	21,913	16,583	3,366	214	32,650	79,022	32,060	
	CHANGE	1,045-	973-	833-	14-	40-	17,325+	14,460+	945+	
	RURAL	73	495	13,652	7,802	412	17	22,550	44,911	13,679
	72	3,930	11,572	5,513	469	14	10,950	32,434	11,493	
	CHANGE	3,435-	2,080+	2,289+	57-	3+	11,600+	12,477+	2,186+	
	SHERIFF	73	0	6,927	3,976	197	8	3,800	14,900	3,944
	72	0	4,330	160	40	1	0	4,530	300	
	CHANGE	0	2,597+	3,816+	157+	7+	3,800+	10,370+	3,644+	
	STATE POLICE	73	495	6,725	3,826	215	9	18,750	30,011	9,735
	72	3,930	7,242	5,353	429	13	10,950	27,904	11,193	
	CHANGE	3,435-	517-	1,527-	214-	4-	7,800+	2,107+	1,458-	
	MUNICIPAL	73	2,970	7,288	7,948	2,940	157	27,425	48,571	19,326
	72	580	10,341	11,070	2,897	200	21,700	46,588	20,567	
	CHANGE	2,390+	3,053-	3,122-	43+	43-	5,725+	1,983+	1,241-	
BENWOOD PD	73	1,041	1,124	777	421	59	8,475	11,838	693	
	72	0	535	914	501	56	700	2,650	1,247	
	CHANGE	1,041+	589+	137-	80-	3+	7,775+	9,188+	554-	
CAMERON PD	73	0	0	0	0	0	0	0	0	
	72	0	0	0	0	0	0	0	0	
	CHANGE	0	0	0	0	0	0	0	0	
GLEN DALE PD	73	0	3,304	88	15	1	2,200	5,607	2,200	
	72	0	7,204	784	30	1	1,500	9,518	3,839	
	CHANGE	0	3,900-	696-	15-	0	700+	3,911-	1,639-	
MCMECHEN PD	73	0	0	0	0	0	0	0	0	
	72	0	0	0	0	0	0	0	0	
	CHANGE	0	0	0	0	0	0	0	0	
MOUNDSVILLE PD	73	1,974	2,864	7,083	2,504	97	16,750	31,126	16,433	
	72	580	2,602	9,372	2,366	143	19,500	34,420	15,481	
	CHANGE	1,394+	258+	2,289-	138+	46-	2,750-	3,294-	952+	
MASON COUNTY	TOTAL	73	12,943	32,786	5,855	609	23	19,445	72,598	28,444
	72	2,740	6,891	3,146	568	23	61,350	74,695	55,318	
	CHANGE	10,163+	25,895+	3,709+	41+	0	41,905-	2,097-	26,074-	

PAGE 19  
VALUES OF PROPERTY STOLEN AND RECOVERED  
PART I OFFENSES

		ROBBERY	BREAKING AND ENTERING	LARCENY \$50 AND OVER \$ STOLEN	LARCENY- UNDER \$50 \$ STOLEN	NUM OF OFFENSES	AUTO THEFT	TOTAL VALUE STOLEN	TOTAL VALUE RECOVERED	
RURAL	73	0	10,275	2,336	74	3	5,950	18,635	9,737	
	72	40	2,093	1,230	65	2	6,200	9,628	4,096	
CHANGE		40-	8,182+	1,106+	9+	1+	250-	9,007+	5,641+	
SHERIFF	73	0	3,697	320	44	2	0	4,061	400	
	72	40	110	0	0	0	2,300	2,450	1,000	
CHANGE		40-	3,587+	320+	44+	2+	2,300-	1,611+	600-	
STATE POLICE	73	0	6,578	2,016	30	1	5,950	14,574	9,337	
	72	0	1,983	1,230	65	2	3,900	7,178	3,096	
CHANGE		0	4,595+	786+	35-	1-	2,050+	7,396+	6,241+	
MUNICIPAL	73	12,903	22,511	4,519	535	30	13,495	53,963	18,707	
	72	2,700	4,798	1,916	503	21	55,150	65,067	51,222	
CHANGE		10,203+	17,713+	2,603+	32+	1-	41,655-	11,104-	32,515-	
POINT PLEASANT PD	73	12,353	21,798	4,389	498	18	5,100	44,138	10,310	
	72	0	4,085	1,846	447	19	52,550	58,928	47,997	
CHANGE		12,353+	17,713+	2,543+	51+	1-	47,450-	14,790-	37,687-	
NEW HAVEN PD	73	550	648	0	0	0	8,395	9,593	8,395	
	72	0	688	70	56	2	2,000	2,814	2,625	
CHANGE		550+	40-	70-	56-	2-	6,395+	6,779+	5,770+	
WASON PD	73	0	65	130	37	2	0	232	2	
	72	2,700	25	0	0	0	600	3,325	600	
CHANGE		2,700-	40+	130+	37+	2+	600-	3,093-	598-	
MERCER COUNTY	TOTAL	73	5,731	126,560	56,191	4,992	214	66,441	259,915	76,031
	72	8,363	67,358	47,350	6,644	288	52,416	182,131	53,552	
CHANGE		2,632-	59,202+	8,841+	1,652-	74-	14,023+	77,784+	22,479+	
RURAL	73	1,678	47,117	19,068	917	33	24,371	93,151	35,123	
	72	46	32,637	18,020	1,361	33	25,980	78,044	23,884	
CHANGE		1,632+	14,480+	1,048+	44+	0	1,609-	15,107+	11,239+	
SHERIFF	73	200	3,132	2,106	0	1	500	5,938	4,945	
	72	46	7,381	851	0	0	0	8,278	2,945	
CHANGE		154+	4,249-	1,255+	0	1-	500+	2,340-	2,000+	
STATE POLICE	73	1,478	43,985	16,962	917	32	23,871	87,213	30,178	
	72	0	25,256	17,169	1,361	33	25,980	69,766	20,939	
CHANGE		1,478+	18,729+	207-	44+	1-	2,109-	17,447+	9,239+	
MUNICIPAL	73	4,053	79,443	37,123	4,075	181	42,070	166,764	40,908	
	72	8,317	34,721	29,330	5,283	255	26,436	104,087	29,668	
CHANGE		4,264-	44,722+	7,793+	1,208-	74-	15,634+	62,677+	11,240+	

PAGE 20  
VALUES OF PROPERTY STOLEN AND RECOVERED  
PART I OFFENSES

		ROBBERY	BREAKING AND ENTERING	LARCENY \$50 AND OVER \$ STOLEN	LARCENY- UNDER \$50 \$ STOLEN	NUM OF OFFENSES	AUTO THEFT	TOTAL VALUE STOLEN	TOTAL VALUE RECOVERED	
ATHERS PD	73	0	2	150	0	0	0	192	0	
	72	0	0	205	75	2	0	280	220	
CHANGE		0	2+	55-	75-	2-	0	128-	220-	
BLUEFIELD PD	73	4,053	25,305	33,200	2,541	102	28,070	93,169	19,968	
	72	8,317	30,853	24,541	3,820	195	19,536	87,067	20,857	
CHANGE		4,264-	5,548-	8,659+	1,279-	93-	8,534+	6,102+	889-	
PRINCETON PD	73	0	54,136	3,773	1,534	79	14,000	73,443	20,940	
	72	0	3,868	4,584	1,388	58	2,400	12,240	4,091	
CHANGE		0	50,268+	811-	146+	21+	11,600+	61,203+	16,849+	
MATOAKA PD	73	0	0	0	0	0	0	0	0	
	72	0	0	0	0	0	4,500	4,500	4,500	
CHANGE		0	0	0	0	0	4,500-	4,500-	4,500-	
BRANWELL PD	73	0	0	0	0	0	0	0	0	
	72	0	0	0	0	0	0	0	0	
CHANGE		0	0	0	0	0	0	0	0	
MINERAL COUNTY	TOTAL	73	2,185	63,186	8,744	679	31	14,545	89,339	18,850
	72	150	16,500	30,474	836	31	8,100	56,060	18,595	
CHANGE		2,035+	46,686+	21,730-	157-	0	6,445+	33,279+	255+	
RURAL	73	0	61,390	5,956	313	11	10,050	77,709	12,050	
	72	0	13,751	28,880	618	24	8,100	51,349	18,144	
CHANGE		0	47,639+	22,924-	305-	13-	1,950+	26,360+	6,094-	
SHERIFF	73	0	0	0	0	0	0	0	0	
	72	0	89	0	0	0	1,200	1,289	79	
CHANGE		0	89-	0	0	0	1,200-	1,289-	79-	
STATE POLICE	73	0	61,390	5,956	313	11	10,050	77,709	12,050	
	72	0	13,862	28,880	618	24	6,900	50,060	18,065	
CHANGE		0	47,728+	22,924-	305-	13-	3,150+	27,649+	6,015-	
MUNICIPAL	73	2,185	1,796	2,788	366	20	4,495	11,630	6,800	
	72	150	2,749	1,594	218	7	4,950	4,711	451	
CHANGE		2,035+	953-	1,194+	148+	13+	4,495+	6,919+	6,349+	
KEYSER PD	73	2,185	1,721	2,788	366	20	495	7,555	2,800	
	72	150	2,601	1,594	188	6	0	4,533	451	
CHANGE		2,035+	860-	1,194+	178+	14+	495+	3,022+	2,349+	
PIEDMONT PD	73	0	75	0	0	0	0	75	0	
	72	0	0	0	0	0	0	0	0	
CHANGE		0	75+	0	0	0	0	75+	0	

PAGE 21  
VALUES OF PROPERTY STOLEN AND RECOVERED  
PART I OFFENSES

		ROBBERY	BREAKING AND ENTERING	LARCENY \$50 AND OVER \$ STOLEN	LARCENY- UNDER \$50 \$ STOLEN	NUM OF OFFENSES	AUTO THEFT	TOTAL VALUE STOLEN	TOTAL VALUE RECOVERED	
RIDGELEY PD	73	0	0	0	0	0	4,000	4,000	4,000	
	72	0	148	0	30	1	0	178	0	
CHANGE		0	148-	0	30-	1-	4,000+	3,822+	4,000+	
MINGO COUNTY	TOTAL	73	580	48,554	53,828	1,677	67	70,350	194,989	45,779
	72	7,260	31,774	22,284	370	14	58,200	119,888	26,367	
CHANGE		6,680-	36,780+	31,544+	1,307+	53+	12,150+	75,101+	19,412+	
	RURAL	73	245	55,511	39,053	549	18	57,350	152,708	38,301
	72	7,080	30,008	21,504	280	9	55,800	114,672	25,052	
CHANGE		6,835-	25,503+	17,549+	269+	9+	1,550+	38,036+	13,249+	
	SHERIFF	73	0	9,500	75	25	1	4,450	14,050	2,830
	72	80	795	342	5	1	9,000	10,222	5,152	
CHANGE		80-	8,705+	267-	20+	0	4,550-	3,828+	2,322-	
	STATE POLICE	73	245	46,011	38,978	524	17	52,900	138,658	35,471
	72	7,000	29,213	21,162	275	8	46,800	104,450	19,900	
CHANGE		6,755-	16,798+	17,816+	249+	9+	6,100+	34,208+	15,571+	
	MUNICIPAL	73	335	13,043	14,775	1,128	49	13,000	42,281	7,478
	72	180	1,764	780	90	5	2,400	5,216	1,315	
CHANGE		155+	11,277+	13,995+	1,038+	44+	10,600+	37,065+	6,163+	
GILBERT PD	73	0	2,623	0	3	1	0	2,626	3	
	72	0	0	0	0	0	0	0	0	
CHANGE		0	2,623+	0	3+	1+	0	2,626+	3+	
WILLIAMSON PD	73	335	9,920	14,775	1,125	48	13,000	39,155	7,475	
	72	180	1,071	650	90	5	2,400	4,391	1,070	
CHANGE		155+	8,849+	14,125+	1,035+	43+	10,600+	34,764+	6,405+	
KERNIT PD	73	0	0	0	0	0	0	0	0	
	72	0	0	0	0	0	0	0	0	
CHANGE		0	0	0	0	0	0	0	0	
DELBARTON PD	73	0	0	0	0	0	0	0	0	
	72	0	695	130	0	0	0	825	245	
CHANGE		0	695-	130-	0	0	0	825-	245-	
MATEWAN PD	73	0	500	0	0	0	0	500	0	
	72	0	0	0	0	0	0	0	0	
CHANGE		0	500+	0	0	0	0	500+	0	
MONONGALIA COUNTY TOTAL	73	580	51,312	42,538	1,026	39	106,125	201,581	56,444	
	72	5,766	86,706	38,361	1,386	56	108,930	241,149	57,572	
CHANGE		5,186-	35,394-	4,177+	360-	17-	2,805-	39,568-	1,128-	

PAGE 22  
VALUES OF PROPERTY STOLEN AND RECOVERED  
PART I OFFENSES

		ROBBERY	BREAKING AND ENTERING	LARCENY \$50 AND OVER \$ STOLEN	LARCENY- UNDER \$50 \$ STOLEN	NUM OF OFFENSES	AUTO THEFT	TOTAL VALUE STOLEN	TOTAL VALUE RECOVERED	
RURAL	73	201	34,363	34,335	709	22	26,625	96,233	24,444	
	72	5,332	36,437	31,200	829	27	41,555	115,353	19,173	
CHANGE		5,131-	2,074-	3,135+	120-	5-	14,930-	19,120-	5,291+	
SHERIFF	73	16	15,670	13,269	431	12	3,500	32,886	3,620	
	72	275	22,358	16,602	447	12	500	40,112	1,463	
CHANGE		209-	6,668-	3,333-	16-	0	3,000+	7,226-	2,157+	
STATE POLICE	73	185	18,693	21,066	278	10	23,125	63,347	20,844	
	72	5,107	14,099	14,598	382	15	41,055	75,241	17,710	
CHANGE		4,922-	4,594+	6,468+	104-	5-	17,930-	11,894-	3,134+	
MUNICIPAL	73	379	16,949	8,203	317	17	79,500	105,348	31,980	
	72	434	50,269	7,161	557	29	67,375	125,796	38,399	
CHANGE		55-	33,320-	1,042+	240-	12-	12,125+	20,448-	6,419-	
MORGANTOWN PD	73	379	16,949	8,203	301	15	79,500	105,332	31,964	
	72	352	50,269	7,161	550	27	67,275	125,607	38,292	
CHANGE		27+	33,320-	1,042+	249-	12-	12,225+	20,275-	6,328-	
STAR CITY PD	73	0	0	0	16	2	0	16	16	
	72	82	0	0	7	2	100	189	107	
CHANGE		82-	0	0	9+	0	100-	173-	91-	
WINDROE COUNTY	TOTAL	73	0	23,912	3,345	130	6	300	27,687	3,657
	72	0	14,127	9,350	172	7	9,975	33,624	9,624	
CHANGE		0	9,785+	6,005-	42-	1-	9,675-	5,937-	5,967-	
RURAL	73	0	23,912	3,345	130	6	300	27,687	3,657	
	72	0	14,127	9,350	172	7	9,975	33,624	9,624	
CHANGE		0	9,785+	6,005-	42-	1-	9,675-	5,937-	5,967-	
SHERIFF	73	0	5,401	2,650	50	2	0	8,101	378	
	72	0	976	4,600	74	2	2,275	7,925	2,218	
CHANGE		0	4,425+	1,950-	24-	0	2,275-	176+	1,840-	
STATE POLICE	73	0	18,511	695	80	4	300	19,586	3,279	
	72	0	13,151	4,750	98	5	7,700	25,699	7,406	
CHANGE		0	5,360+	4,055-	18-	1-	7,400-	6,113-	4,127-	
MUNICIPAL	73	0	0	0	0	0	0	0	0	
	72	0	0	0	0	0	0	0	0	
CHANGE		0	0	0	0	0	0	0	0	
UNION PD	73	0	0	0	0	0	0	0	0	
	72	0	0	0	0	0	0	0	0	
CHANGE		0	0	0	0	0	0	0	0	

PAGE 23  
VALUES OF PROPERTY STOLEN AND RECOVERED  
PART I OFFENSES

		ROBBERY	BREAKING AND ENTERING	LARCENY \$50 AND OVER \$ STOLEN	LARCENY- UNDER \$50 \$ STOLEN	NUM OF OFFENSES	AUTO THEFT	TOTAL VALUE STOLEN	TOTAL VALUE RECOVERED
MORGAN COUNTY	TOTAL	73	0	19,674	8,084	494	375	28,627	3,181
	CHANGE	72	35	27,059	7,294	521	17,114	52,023	13,945
			35-	7,385-	790+	27-	16,739-	23,396-	10,764-
	RURAL	73	0	19,174	8,084	494	375	28,127	3,031
	CHANGE	72	35	27,054	7,294	506	17,114	52,003	13,930
			35-	7,840-	790+	12-	16,739-	23,876-	10,899-
	SHERIFF	73	0	10,926	5,181	344	12	16,451	1,292
	CHANGE	72	0	6,640	4,450	104	3	12,694	1,630
			0	4,286+	731+	240+	9+	1,500-	3,757+
	STATE POLICE	73	0	8,248	2,903	150	5	11,676	1,739
CHANGE	72	35	20,414	2,844	402	17	15,614	39,309	
		35-	12,166-	59+	252-	12-	15,239-	27,633-	
MUNICIPAL	73	0	500	0	0	1	500	150	
CHANGE	72	0	5	0	15	1	20	15	
		0	495+	0	15-	0	480+	135+	
BERKELEY SPRINGS PD	73	0	0	0	0	0	0	0	
CHANGE	72	0	0	0	0	0	0	0	
		0	0	0	0	0	0	0	
PAN-PAN PD	73	0	500	0	0	1	500	150	
CHANGE	72	0	5	0	15	1	20	15	
		0	495+	0	15-	0	480+	135+	
NICHOLAS COUNTY	TOTAL	73	0	9,023	28,037	483	11,720	49,263	27,005
	CHANGE	72	85	22,284	34,007	923	24,425	81,724	24,039
			85-	13,261-	5,970-	440-	12,705-	32,461-	2,966+
	RURAL	73	0	4,050	18,150	124	9,195	33,525	14,197
	CHANGE	72	85	20,040	31,782	589	15,200	67,696	17,790
			85-	13,984-	13,632-	465-	6,005-	34,171-	3,601-
	SHERIFF	73	0	1,368	950	35	1	2,353	935
	CHANGE	72	0	2,163	5,935	215	7	8,568	2,537
			0	800-	4,985-	180-	6-	250-	1,602-
	STATE POLICE	73	0	4,088	17,200	89	5	31,172	13,262
CHANGE	72	85	17,877	25,847	374	13	14,950	59,128	
		85-	13,184-	8,647-	285-	8-	5,755-	27,956-	
MUNICIPAL	73	0	2,967	9,887	359	14	15,738	12,808	
CHANGE	72	0	2,244	2,225	334	13	14,028	6,241	
		0	723+	7,662+	25+	1+	6,700-	6,567+	

PAGE 24  
VALUES OF PROPERTY STOLEN AND RECOVERED  
PART I OFFENSES

		ROBBERY	BREAKING AND ENTERING	LARCENY \$50 AND OVER \$ STOLEN	LARCENY- UNDER \$50 \$ STOLEN	NUM OF OFFENSES	AUTO THEFT	TOTAL VALUE STOLEN	TOTAL VALUE RECOVERED	
RICHWOOD PD	73	0	1,287	1,330	196	7	0	2,813	560	
	CHANGE	72	0	345	1,478	0	5,100	6,913	5,310	
		0	952+	148-	196+	7+	5,100-	4,100-	4,750-	
SUMMERSVILLE PD	73	0	1,680	8,557	163	7	2,525	12,925	12,248	
	CHANGE	72	0	1,909	747	334	13	4,125	7,115	
		0	229-	7,810+	171-	6-	1,600-	5,810+	11,317+	
OHIO COUNTY	TOTAL	73	11,573	51,909	134,569	7,774	80,822	286,597	67,034	
	CHANGE	72	7,240	62,664	88,129	7,406	120,360	285,799	113,918	
			4,283+	10,755-	46,440+	368+	39,538-	798+	46,884-	
	RURAL	73	166	5,644	63,059	537	19	4,625	74,041	13,739
	CHANGE	72	3,987	17,985	12,480	316	12	26,335	61,103	
			3,821-	12,341-	50,589+	221+	7+	21,710-	12,938+	
	SHERIFF	73	0	3,275	1,115	445	16	4,985	730	
	CHANGE	72	0	13,260	3,670	205	8	21,170	4,750	
			0	10,035-	2,555-	240+	8+	3,835-	16,185-	
	STATE POLICE	73	165	2,419	61,954	92	3	4,425	69,056	13,009
CHANGE	72	3,987	4,725	8,817	111	4	22,300	39,933		
		3,621-	2,306-	53,144+	19-	1-	17,875-	29,123+		
MUNICIPAL	73	11,357	46,265	71,500	7,237	300	76,197	212,556		
CHANGE	72	3,253	44,679	75,649	7,090	289	94,025	224,696		
		8,104+	1,586+	4,149-	147+	11+	17,828-	12,140-		
WHEELING PD	73	11,557	46,265	71,500	7,237	300	76,197	212,556		
CHANGE	72	3,253	44,679	75,649	7,090	289	94,025	224,696		
		8,104+	1,586+	4,149-	147+	11+	17,828-	12,140-		
TRIADAPLHIA PD	73	0	0	0	0	0	0	0		
CHANGE	72	0	0	0	0	0	0	0		
		0	0	0	0	0	0	0		
PENDLETON COUNTY	TOTAL	73	186	1,243	3,650	123	5	5,204	418	
	CHANGE	72	0	4,832	3,266	100	4	9,448	1,833	
			174+	3,589-	284+	23+	1+	4,244-	1,415-	
	RURAL	73	166	1,158	3,332	74	4	4,752	354	
	CHANGE	72	0	4,832	3,300	80	3	1,150	9,428	
		174+	4,674-	34-	0-	1+	1,150-	4,676-		
SHERIFF	73	0	0	0	0	0	0	0		
CHANGE	72	0	0	0	0	0	666	666		
		0	666-	0	0	0	666-	666-		

PAGE 25  
VALUES OF PROPERTY STOLEN AND RECOVERED  
PART I OFFENSES

		ROBBERY	BREAKING AND ENTERING	LARCENY \$50 AND OVER \$ STOLEN	LARCENY- \$ STOLEN	UNDER \$50 NUM OF OFFENSES	AUTO THEFT	TOTAL VALUE STOLEN	TOTAL VALUE RECOVERED	
FRANKLIN PD	STATE POLICE	73	188	1,158	3,322	74	4	0	4,752	354
		72	0	4,166	3,366	8	3	1,150	8,762	1,167
	CHANGE		188+	3,008-	34-	6-	1+	1,150-	4,010-	813-
	MUNICIPAL	73	0	85	318	49	1	0	452	64
		72	0	0	0	20	1	0	20	0
	CHANGE		0	85+	318+	29+	0	0	432+	64+
	FRANKLIN PD	73	0	85	318	49	1	0	452	64
		72	0	0	0	20	1	0	20	0
	CHANGE		0	85+	318+	29+	0	0	432+	64+
	PLEASANTS COUNTY	TOTAL	73	201	5,481	3,475	179	9	5,300	14,636
	72	0	3,490	3,917	99	4	3,600	11,106	3,778	
CHANGE		201+	1,991+	442-	80+	5+	1,700+	3,530+	1,622+	
RURAL	73	200	2,453	1,325	112	4	5,300	9,390	5,300	
	72	0	3,184	3,917	99	4	3,600	10,800	3,700	
CHANGE		200+	731	2,592-	13+	0	1,700+	1,410-	1,600+	
SHERIFF	73	0	300	0	0	0	0	300	0	
	72	0	0	0	0	0	0	70	0	
CHANGE		0	230+	0	0	0	0	230+	0	
STATE POLICE	73	200	2,153	1,325	112	4	5,300	9,090	5,300	
	72	0	3,114	3,917	99	4	3,600	11,730	3,700	
CHANGE		200+	961-	2,592-	13+	0	1,700+	1,640-	1,600+	
MUNICIPAL	73	1	3,02	2,150	67	5	0	2,246	100	
	72	0	306	0	0	0	0	306	78	
CHANGE		1+	2,722+	2,150+	67+	5+	0	4,940+	22+	
ST MARYS PD	73	1	3,028	2,150	67	5	0	5,246	10	
	72	0	306	0	0	0	0	306	78	
CHANGE		1+	2,722+	2,150+	67+	5+	0	4,940+	22+	
POCAHONTAS COUNTY	TOTAL	73	0	3,706	4,917	112	6	3,038	11,773	4,185
	72	0	6,803	128	0	0	7,945	14,876	8,393	
CHANGE		0	3,097-	4,789+	112+	6+	4,907-	3,103-	4,208-	
RURAL	73	0	3,701	4,501	112	6	2,712	11,026	3,509	
	72	0	6,803	128	0	0	7,945	14,876	8,393	
CHANGE		0	3,102-	4,373+	112+	6+	5,233-	3,850-	4,884-	
SHERIFF	73	0	2,006	1,315	95	3	300	3,716	1,097	
	72	0	962	0	0	0	950	1,912	372	
CHANGE		0	1,044+	1,315+	95+	3+	650-	1,804+	725+	

PAGE 26  
VALUES OF PROPERTY STOLEN AND RECOVERED  
PART I OFFENSES

		ROBBERY	BREAKING AND ENTERING	LARCENY \$50 AND OVER \$ STOLEN	LARCENY- \$ STOLEN	UNDER \$50 NUM OF OFFENSES	AUTO THEFT	TOTAL VALUE STOLEN	TOTAL VALUE RECOVERED	
MARLINTON PD	STATE POLICE	73	0	1,695	3,186	17	3	2,412	7,310	2,412
		72	0	5,941	128	0	0	6,995	12,964	8,021
	CHANGE		0	4,144-	3,058+	17+	3+	4,583-	5,654-	5,609-
	MUNICIPAL	73	0	5	416	0	0	326	747	676
		72	0	0	0	0	0	0	0	0
	CHANGE		0	5+	416+	0	0	326+	747+	676+
	MARLINTON PD	73	0	5	416	0	0	326	747	676
		72	0	0	0	0	0	0	0	0
	CHANGE		0	5+	416+	0	0	326+	747+	676+
	PRESTON COUNTY	TOTAL	73	37,560	13,084	15,402	1,201	44	22,681	89,928
	72	5,954	81,416	23,731	1,091	45	16,100	120,292	21,193	
CHANGE		31,606+	68,332-	8,329-	110+	1+	6,581+	38,364-	6,183-	
RURAL	73	37,560	11,740	13,306	962	33	17,781	81,349	12,490	
	72	3,217	78,711	22,095	861	35	12,100	116,984	13,683	
CHANGE		34,343+	66,971-	8,789-	101+	2-	5,681+	35,635-	1,193-	
SHERIFF	73	1,423	9,140	8,248	608	21	16,188	35,607	11,294	
	72	2,864	21,490	15,448	465	17	4,900	45,167	8,013	
CHANGE		1,441-	12,350-	7,200-	143+	4+	11,288+	9,560-	3,281+	
STATE POLICE	73	36,137	2,600	5,058	354	12	1,593	45,742	1,196	
	72	353	57,221	6,647	396	18	7,200	71,817	5,670	
CHANGE		35,784+	54,621-	1,589-	42-	6-	5,607-	26,075-	4,474-	
MUNICIPAL	73	0	1,344	2,096	239	11	4,900	8,579	2,526	
	72	2,737	2,705	1,636	230	10	4,000	11,308	7,510	
CHANGE		2,737-	1,361-	460+	9+	1+	900+	2,729-	4,990-	
KINGWOOD PD	73	0	569	2,096	209	9	2,900	5,774	430	
	72	0	670	1,386	230	10	0	2,286	168	
CHANGE		0	101-	710+	21-	1-	2,900+	3,488+	262+	
TERRA ALTA PD	73	0	0	0	0	0	2,000	2,000	2,000	
	72	2,737	1,460	0	0	0	4,000	8,197	6,737	
CHANGE		2,737-	1,460-	0	0	0	2,000-	6,197-	4,737-	
ROWLESBURG PD	73	0	0	0	0	0	0	0	0	
	72	0	0	0	0	0	0	0	0	
CHANGE		0	0	0	0	0	0	0	0	
MASONTOWN PD	73	0	775	0	30	2	0	805	90	
	72	0	575	250	0	0	0	825	603	
CHANGE		0	200+	250-	30+	2+	0	20-	515-	



PAGE 27  
VALUES OF PROPERTY STOLEN AND RECOVERED  
PART I OFFENSES

	YEAR	BREAKING AND ENT- RING	LARCENY \$50 AND OVER \$ STOLEN	LARCENY- UNDER \$50 NUM OF OFFENSES	AUTO THEFT	TOTAL VALUE STOLEN	TOTAL VALUE RECOVERED	
NEWBURG PD	73	0	0	0	0	0	0	
	72	0	0	0	0	0	0	
CHANGE		0	0	0	0	0	0	
TUNNELTON PD	73	0	0	0	0	0	0	
	72	0	0	0	0	0	0	
CHANGE		0	0	0	0	0	0	
PUTNAM COUNTY	TOTAL	73	43,089	25,481	3,051	34,050	105,071	
	72	465	19,454	14,508	884	22,568	57,939	
CHANGE		465-	23,635+	10,913+	2,167+	11,482+	47,132+	
RURAL	73	0	43,760	24,958	3,000	34,050	105,074	
	72	465	18,718	14,128	774	22,368	56,458	
CHANGE		465-	24,342+	10,830+	2,227+	11,682+	48,616+	
SHERIFF	73	0	30,589	6,066	686	3,500	40,841	
	72	435	4,212	3,248	144	2,000	10,039	
CHANGE		435-	26,377+	2,818+	542+	1,500+	30,802+	
STATE POLICE	73	0	12,471	18,892	2,320	30,550	64,233	
	72	30	14,500	10,880	635	20,368	46,419	
CHANGE		30-	2,035-	8,012+	1,685+	10,182+	17,814+	
MUNICIPAL	73	0	79	523	45	0	597	
	72	0	736	440	105	200	1,481	
CHANGE		0	707-	83+	60-	200-	884-	
HURRICANE PD	73	0	29	523	45	0	597	
	72	0	736	440	105	200	1,481	
CHANGE		0	707-	83+	60-	200-	884-	
RALEIGH COUNTY	TOTAL	73	29,252	52,597	9,515	5,125	297	111,215
	72	1,950	1,150	91,297	136,106	5,545	339	95,050
CHANGE		27,402+	38,300-	66,591-	420-	42-	10,165+	
RURAL	73	0	28,894	31,155	529	27	33,345	
	72	146	56,699	109,403	792	28	47,550	
CHANGE		50-	27,805-	78,250-	263-	1-	14,205-	
SHERIFF	73	0	2,791	165	2	1	10,700	
	72	35	944	361	112	5	5,250	
CHANGE		35-	1,847+	190-	110-	4-	5,450+	
STATE POLICE	73	0	26,103	30,988	527	26	22,645	
	72	111	55,755	109,042	680	23	42,300	
CHANGE		21-	29,652-	78,054-	153-	3+	19,655-	

PAGE 28  
VALUES OF PROPERTY STOLEN AND RECOVERED  
PART I OFFENSES

	YEAR	BREAKING AND ENT- RING	LARCENY \$50 AND OVER \$ STOLEN	LARCENY- UNDER \$50 NUM OF OFFENSES	AUTO THEFT	TOTAL VALUE STOLEN	TOTAL VALUE RECOVERED	
MUNICIPAL	73	25,162	24,103	38,362	4,596	270	77,870	
	72	1,704	34,598	26,703	4,753	311	47,500	
CHANGE		27,458+	10,495-	11,659+	157-	41-	30,370+	
BECKLEY PD	73	25,462	22,741	38,362	4,571	269	77,870	
	72	1,704	33,017	21,070	4,693	309	44,000	
CHANGE		23,758+	10,276-	17,292+	122-	40-	33,870+	
MABSCOTT PD	73	0	0	0	25	1	0	
	72	0	1,281	175	35	1	0	
CHANGE		0	1,281-	175-	10-	0	0	
SOPHIA PD	73	3,700	1,362	0	0	0	5,062	
	72	0	300	5,458	25	1	3,500	
CHANGE		3,700+	1,062+	5,458-	25-	1-	3,500-	
RANDOLPH COUNTY	TOTAL	73	0	24,750	18,301	2,114	76	10,995
	72	205	20,837	14,315	1,751	82	29,925	
CHANGE		205-	3,919+	3,986+	363+	6-	18,930-	
RURAL	73	0	21,328	10,357	645	21	6,395	
	72	150	11,957	9,445	352	17	7,325	
CHANGE		150-	9,371+	912+	293+	4+	930-	
SHERIFF	73	0	30	0	0	0	0	
	72	0	30+	0	0	0	0	
CHANGE		0	30+	0	0	0	0	
STATE POLICE	73	0	21,298	10,357	645	21	6,395	
	72	150	11,957	9,445	352	17	7,325	
CHANGE		150-	9,341+	912+	293+	4+	930-	
MUNICIPAL	73	0	3,428	7,944	1,469	55	4,600	
	72	55	8,880	4,870	1,399	65	22,600	
CHANGE		55-	5,452-	3,074+	70+	10-	18,000-	
ELKINS PD	73	0	3,428	7,944	1,469	55	4,600	
	72	55	8,880	4,870	1,399	65	22,600	
CHANGE		55-	5,452-	3,074+	70+	10-	18,000-	
RITCHIE COUNTY	TOTAL	73	0	5,452	1,676	75	3	10,775
	72	0	5,380	3,147	95	4	2,700	
CHANGE		0	72+	1,471-	20-	1-	8,075+	
RURAL	73	0	5,291	1,601	75	3	10,775	
	72	0	5,350	3,147	95	4	2,700	
CHANGE		0	67-	1,546-	20-	1-	8,075+	

PAGE 25  
VALUES OF PROPERTY STOLEN AND RECOVERED  
PART I OFFENSES

AGENCY		BREAKING AND ENTERING	LARCENY \$50 AND OVER \$ STOLEN	LARCENY- UNDER \$50 \$ STOLEN	NUM OF OFFENSES	AUTO THEFT	TOTAL VALUE STOLEN	TOTAL VALUE RECOVERED
SHERIFF	73	0	943	180	20	1	1,143	100
	72	0	164	143	0	0	317	0
	CHANGE	0	774+	32+	20+	1+	826+	100+
STATE POLICE	73	0	4,340	1,421	55	2	10,775	11,650
	72	0	5,104	2,994	45	4	20,700	2,632
	CHANGE	0	461-	1,570-	40-	2-	8,075+	9,018+
MUNICIPAL	73	0	161	75	0	0	236	0
	72	0	22	0	0	0	22	0
	CHANGE	0	139+	73+	0	0	214+	0
PENNSBORO PD	73	0	161	75	0	0	236	0
	72	0	22	0	0	0	22	0
	CHANGE	0	139+	73+	0	0	214+	0
ROANE COUNTY	TOTAL	73	3,636	15,283	110	5	6,800	25,829
	72	0	5,437	5,530	753	29	5,350	17,228
	CHANGE	0	1,951-	9,753+	643-	24-	1,450+	8,601+
RURAL	73	0	3,636	15,103	110	5	4,800	23,649
	72	0	5,437	5,110	753	29	1,350	12,658
	CHANGE	0	1,801-	9,993+	643-	24-	3,450+	10,991+
SHERIFF	73	0	330	150	0	0	480	180
	72	0	0	0	0	0	0	0
	CHANGE	0	330+	150+	0	0	480+	180+
STATE POLICE	73	0	3,906	14,953	110	5	4,800	23,169
	72	0	5,437	5,110	753	29	1,350	12,658
	CHANGE	0	2,131-	9,843+	643-	24-	3,450+	10,511+
MUNICIPAL	73	0	0	180	0	0	2,000	2,000
	72	0	150	420	0	0	4,000	4,130
	CHANGE	0	150-	240-	0	0	2,000-	2,390-
SPENCER PD	73	0	0	180	0	0	2,000	2,000
	72	0	150	420	0	0	4,000	4,130
	CHANGE	0	150-	240-	0	0	2,000-	2,390-
SUMMERS COUNTY	TOTAL	73	7,527	30,085	149	5	650	11,411
	72	0	3,061	2,029	96	3	1,300	7,886
	CHANGE	0	3,866+	256+	53+	2+	650-	3,525+
RURAL	73	0	5,570	2,960	67	2	150	8,753
	72	0	1,437	2,625	96	3	0	4,158
	CHANGE	0	4,135+	335+	29-	1-	150+	4,595+

PAGE 30  
VALUES OF PROPERTY STOLEN AND RECOVERED  
PART I OFFENSES

AGENCY		BREAKING AND ENTERING	LARCENY \$50 AND OVER \$ STOLEN	LARCENY- UNDER \$50 \$ STOLEN	NUM OF OFFENSES	AUTO THEFT	TOTAL VALUE STOLEN	TOTAL VALUE RECOVERED
SHERIFF	73	0	0	0	0	0	0	0
	72	0	0	0	0	0	0	0
	CHANGE	0	0	0	0	0	0	0
STATE POLICE	73	0	5,576	2,960	67	2	150	8,753
	72	0	1,437	2,625	96	3	0	4,158
	CHANGE	0	4,135+	335+	29-	1-	150+	4,595+
MUNICIPAL	73	0	1,951	125	82	3	500	2,658
	72	0	2,224	204	0	0	1,300	3,728
	CHANGE	0	273-	79-	82+	3+	800-	1,070-
HINTON PD	73	0	1,951	125	82	3	500	2,658
	72	0	2,224	204	0	0	1,300	3,728
	CHANGE	0	273-	79-	82+	3+	800-	1,070-
TAYLOR COUNTY	TOTAL	73	4,704	2,077	58	2	10,845	17,684
	72	0	7,806	2,120	254	10	6,580	16,760
	CHANGE	0	3,102-	43-	196-	8-	4,265+	9,24+
RURAL	73	0	3,910	2,077	0	0	8,845	14,832
	72	0	4,806	2,067	219	9	5,880	12,972
	CHANGE	0	896-	10+	219-	9-	2,965+	1,860+
SHERIFF	73	0	1,414	1,127	0	0	3,700	6,241
	72	0	3,890	818	218	8	2,200	7,132
	CHANGE	0	2,482-	309+	218-	8-	1,500+	891-
STATE POLICE	73	0	2,496	950	0	0	5,145	8,591
	72	0	910	1,249	1	1	3,680	5,840
	CHANGE	0	1,586+	299-	1-	1-	1,465+	2,751+
MUNICIPAL	73	0	794	0	58	2	2,000	2,852
	72	0	3,000	53	35	1	700	3,788
	CHANGE	0	2,206-	53-	23+	1+	1,300+	936-
GRAFTON PD	73	0	794	0	58	2	2,000	2,852
	72	0	3,000	53	35	1	700	3,788
	CHANGE	0	2,206-	53-	23+	1+	1,300+	936-
TUCKER COUNTY	TOTAL	73	5,133	15,858	206	13	19,325	40,579
	72	0	1,078	18,729	514	15	13,150	34,071
	CHANGE	0	3,452+	2,871-	248-	2-	6,175+	6,508+
RURAL	73	0	4,923	15,497	261	12	14,025	34,706
	72	0	1,403	18,729	371	10	12,550	33,053
	CHANGE	0	3,520+	3,232-	110-	2+	1,475+	1,653+

PAGE 31  
VALUES OF PROPERTY STOLEN AND RECOVERED  
PART I OFFENSES

		AGENCY	BREAKING AND ENTERING	LARCENY \$50 AND OVER \$ STOLEN	LARCENY- UNDER \$50 NUM OF OFFENSES	AUTO THEFT	TOTAL VALUE STOLEN	TOTAL VALUE RECOVERED
SHERIFF	73	0	0	500	40	1	1,650	2,601
CHANGE	72	0	0	906+	30	1	0	1,865
STATE POLICE	73	0	4,923	14,591	216	11	12,375	32,105
CHANGE	72	0	1,403	18,729	341	9	12,550	33,023
MUNICIPAL	73	0	207	301	5	1	5,300	5,666
CHANGE	72	0	275	0	143	5	600	1,018
PARSONS PD	73	0	0	0	5	1	800	805
CHANGE	72	0	0	0	0	0	0	0
THOMAS PD	73	0	207	301	0	0	4,500	5,068
CHANGE	72	0	275	0	143	5	600	1,018
TYLER COUNTY	73	0	4,263	2,693	392	14	5,200	12,548
CHANGE	72	0	2,220	7,185	648	20	1,000	11,053
RURAL	73	0	3,572	2,057	40	1	5,200	10,869
CHANGE	72	0	1,129	6,200	30	1	1,000	8,359
SHERIFF	73	0	1,800+	0	0	0	0	1,800
CHANGE	72	0	1,800+	0	0	0	0	0
STATE POLICE	73	0	1,772	2,057	40	1	5,200	9,069
CHANGE	72	0	1,129	6,200	30	1	1,000	8,359
MUNICIPAL	73	0	691	630	352	13	0	1,679
CHANGE	72	0	1,091	985	618	19	0	2,694
PADEN CITY PD	73	0	110	0	0	0	0	110
CHANGE	72	0	513	250	0	0	0	763
SISTERSVILLE PD	73	0	581	636	352	13	0	1,569
CHANGE	72	0	578	735	578	18	0	1,891

PAGE 32  
VALUES OF PROPERTY STOLEN AND RECOVERED  
PART I OFFENSES

		AGENCY	BREAKING AND ENTERING	LARCENY \$50 AND OVER \$ STOLEN	LARCENY- UNDER \$50 NUM OF OFFENSES	AUTO THEFT	TOTAL VALUE STOLEN	TOTAL VALUE RECOVERED
MIDDLEBOURNE PD	73	0	0	0	0	0	0	0
CHANGE	72	0	0	0	40	1	40	0
UPSHUR COUNTY	73	176	7,992	4,897	242	16	5,000	18,307
CHANGE	72	176+	12,857	6,312	491	21	7,640	27,300
RURAL	73	176	6,912	4,807	146	7	1,775	13,816
CHANGE	72	176+	7,915	6,237	376	13	7,640	22,168
SHERIFF	73	100	1,107	0	27	3	0	1,234
CHANGE	72	100+	1,205	242	55	2	1,000	2,502
STATE POLICE	73	76	5,805	4,807	119	4	1,775	12,582
CHANGE	72	76+	6,710	5,995	321	11	6,640	19,666
MUNICIPAL	73	0	1,080	90	96	9	3,225	4,491
CHANGE	72	0	4,942	75	115	8	0	5,132
BUCKHANNON PD	73	0	1,080	90	96	9	3,225	4,491
CHANGE	72	0	4,942	75	115	8	0	5,132
WAYNE COUNTY	73	502	49,250	32,930	1,497	62	23,093	107,330
CHANGE	72	8,924	41,551	20,607	2,022	77	47,280	120,364
RURAL	73	502	42,660	23,927	597	24	16,853	84,599
CHANGE	72	8,924	39,648	13,626	464	19	35,180	97,122
SHERIFF	73	0	10,955	170	0	0	5,450	16,615
CHANGE	72	0	5,380	75	30	1	500	5,985
STATE POLICE	73	502	31,665	23,757	597	24	11,403	57,984
CHANGE	72	8,924	34,268	13,551	434	18	34,680	91,137
MUNICIPAL	73	0	6,596	9,003	900	38	6,240	22,739
CHANGE	72	7,70	1,883	6,981	1,558	58	12,100	23,242

PAGE 33  
VALUES OF PROPERTY STOLEN AND RECOVERED  
PART I OFFENSES

			BREAKING AND ENTERING	LARCENY \$50 AND OVER & STOLEN	LARCENY- UNDER \$50 & STOLEN	NUM OF OFFENSES	AUTO THEFT	TOTAL VALUE STOLEN	TOTAL VALUE RECOVERED	
CEREDO PD	73	0	5,815	449	215	7	2,000	6,467	2,083	
	72	0	177	1,136	333	11	500	2,041	859	
CHANGE		0	5,638+	589-	12-	4-	1,500+	4,426+	1,224+	
KENOVA PD	73	0	2,751	4,554	687	31	4,240	16,272	3,932	
	72	72	1,713	5,943	1,225	47	11,600	21,201	3,206	
CHANGE		72	1,038+	2,011+	538-	16-	7,360-	4,929-	726+	
MAYNE PD	73	0	0	0	0	0	0	0	0	
	72	0	0	0	0	0	0	0	0	
CHANGE		0	0	0	0	0	0	0	0	
FORT GAY PD	73	0	0	0	0	0	0	0	0	
	72	0	0	0	0	0	0	0	0	
CHANGE		0	0	0	0	0	0	0	0	
WEBSTER COUNTY	TOTAL	73	54	4,306	2,654	213	11	400	7,687	1,277
	72	250	1,619	776	135	4	8,000	10,780	8,500	
CHANGE		196-	2,747+	1,878+	78+	7+	7,600-	3,093-	7,223-	
RURAL	73	54	4,306	2,654	213	11	400	7,687	1,277	
	72	250	1,619	776	135	4	8,000	10,780	8,500	
CHANGE		196-	2,747+	1,878+	78+	7+	7,600-	3,093-	7,223-	
SHERIFF	73	0	300	600	0	0	0	900	0	
	72	0	0	0	0	0	0	0	0	
CHANGE		0	300+	600+	0	0	0	900+	0	
STATE POLICE	73	54	4,006	2,054	213	11	400	6,787	1,277	
	72	250	1,619	776	135	4	8,000	10,780	8,500	
CHANGE		196-	2,447+	1,278+	78+	7+	7,600-	3,993-	7,223-	
MUNICIPAL	73	0	0	0	0	0	0	0	0	
	72	0	0	0	0	0	0	0	0	
CHANGE		0	0	0	0	0	0	0	0	
WEBSTER SPRINGS PD	73	0	0	0	0	0	0	0	0	
	72	0	0	0	0	0	0	0	0	
CHANGE		0	0	0	0	0	0	0	0	
COWEN PD	73	0	0	0	0	0	0	0	0	
	72	0	0	0	0	0	0	0	0	
CHANGE		0	0	0	0	0	0	0	0	
METZEL COUNTY	TOTAL	73	5,060	16,702	6,547	510	35	25,500	54,319	32,481
	72	2,115	22,505	12,250	392	24	8,135	45,387	10,234	
CHANGE		2,555+	5,803-	5,703-	118+	11+	17,365+	8,932+	22,247+	

PAGE 34  
VALUES OF PROPERTY STOLEN AND RECOVERED  
PART I OFFENSES

			BREAKING AND ENTERING	LARCENY \$50 AND OVER & STOLEN	LARCENY- UNDER \$50 & STOLEN	NUM OF OFFENSES	AUTO THEFT	TOTAL VALUE STOLEN	TOTAL VALUE RECOVERED	
RURAL	73	5,060	10,048	3,606	120	4	4,000	22,834	10,270	
	72	700	9,917	6,670	65	3	1,500	18,852	2,744	
CHANGE		4,360+	131+	3,064-	55+	1+	2,500+	3,982+	7,526+	
SHERIFF	73	0	5,534	100	0	0	0	6,034	2,250	
	72	0	1,200	70	0	0	0	1,270	4	
CHANGE		0	4,734+	30+	0	0	0	4,764+	2,246+	
STATE POLICE	73	5,000	4,114	3,506	120	4	4,000	16,800	8,020	
	72	700	8,717	6,600	65	3	1,500	17,582	2,740	
CHANGE		4,306+	4,603-	3,094-	55+	1+	2,500+	782-	5,280+	
MUNICIPAL	73	0	6,654	2,941	390	31	21,500	31,485	22,211	
	72	1,405	12,588	5,580	327	21	6,635	26,535	7,490	
CHANGE		1,405-	5,934-	2,639-	63+	10+	14,865+	4,950+	14,721+	
HUNDRED PD	73	0	0	0	0	0	0	0	0	
	72	0	0	0	0	0	0	0	0	
CHANGE		0	0	0	0	0	0	0	0	
NEW MARTINSVILLE PD	73	0	6,654	2,941	390	31	21,500	31,485	22,211	
	72	1,405	12,488	5,580	327	21	6,635	26,435	7,490	
CHANGE		1,405-	5,834-	2,639-	63+	10+	14,865+	5,050+	14,721+	
PINE GROVE PD	73	0	0	0	0	0	0	0	0	
	72	0	100	0	0	0	0	100	0	
CHANGE		0	100-	0	0	0	0	100-	0	
WIRT COUNTY	TOTAL	73	0	1,425	4,797	210	7	900	7,332	885
	72	0	7,570	1,343	142	6	0	9,055	2,566	
CHANGE		0	6,145-	3,454+	68+	1+	900+	1,723-	1,681-	
RURAL	73	0	1,425	4,797	210	7	900	7,332	885	
	72	0	7,570	1,343	142	6	0	9,055	2,566	
CHANGE		0	6,145-	3,454+	68+	1+	900+	1,723-	1,681-	
SHERIFF	73	0	65	50	10	1	0	125	125	
	72	0	0	0	0	0	0	0	0	
CHANGE		0	65+	50+	10+	1+	0	125+	125+	
STATE POLICE	73	0	1,300	4,747	200	6	900	7,207	760	
	72	0	7,570	1,343	142	6	0	9,055	2,566	
CHANGE		0	6,270-	3,404+	58+	0	900+	1,848-	1,806-	
WOOD COUNTY	TOTAL	73	3,166	73,668	98,957	14,007	617	124,023	313,821	213,560
	72	3,214	56,230	122,779	17,177	746	161,205	400,605	168,287	
CHANGE		48-	22,562-	23,822-	3,170-	129-	37,182-	86,784-	45,273+	

PAGE 35  
VALUES OF PROPERTY STOLEN AND RECOVERED  
PART I OFFENSES

		ROBBERY	BRFAKING AND ENTERING	LARCENY \$50 AND OVER \$ STOLEN	LARCENY- UNDER \$50 NUM OF OFFENSES	AUTO THEFT	TOTAL VALUE STOLEN	TOTAL VALUE RECOVERED
RURAL	73	353	11,991	26,401	2,838	69	32,764	74,327
CHANGE	72	1,204 871-	19,453 7,462-	28,231 1,830-	1,177 1,661+	44 25+	18,510 14,254+	68,575 5,752+
SHERIFF	73	0	7,230	23,035	2,631	57	15,579	48,475
CHANGE	72	809 809-	14,325 7,095-	17,409 5,626+	932 1,698+	37 20+	8,100 7,479+	41,575 6,900+
STATE POLICE	73	333	4,761	3,366	207	12	17,185	25,852
CHANGE	72	395 62-	5,128 367-	10,822 7,456-	245 38-	7 5+	10,410 7,475+	27,000 1,148-
MUNICIPAL	73	2,853	61,677	72,556	11,169	548	91,259	239,494
CHANGE	72	2,010 823+	76,777 15,100-	94,548 21,992-	16,000 4,831-	702 154-	142,695 51,436-	332,030 92,536-
PARKERSBURG PD	73	1,133	60,099	67,243	9,850	500	90,425	228,756
CHANGE	72	1,731 568-	64,401 4,302-	89,343 22,100-	14,554 4,698-	642 142-	135,720 45,295-	305,719 76,963-
VIENNA PD	73	1,700	1,558	3,909	971	36	634	8,772
CHANGE	72	793 1,407+	11,401 9,843-	5,110 1,201-	1,294 323-	54 18-	6,375 5,741-	24,473 15,701-
WILLIAMSTOWN IPD	73	0	20	1,404	342	12	200	1,966
CHANGE	72	16 16-	975 955-	95 1,309+	152 190+	6 6+	600 400-	1,838 128+
WYOMING COUNTY	TOTAL	73	3,900	26,634	10,875	140	33,800	75,349
CHANGE	72	100 3,800+	54,956 28,322-	8,334 2,541+	363 223-	18 12-	25,900 7,900+	89,653 14,304-
RURAL	73	3,900	26,030	10,875	80	3	27,300	68,185
CHANGE	72	100 3,800+	54,956 24,910-	8,420 4,455+	323 243-	17 14-	25,900 1,400+	83,683 15,498-
SHERIFF	73	0	0	0	0	0	0	0
CHANGE	72	0	400 400-	0	0	0	3,500 3,500-	3,900 3,900-
STATE POLICE	73	3,900	26,030	10,875	80	3	27,300	68,185
CHANGE	72	100 3,800+	54,956 24,510-	8,420 4,455+	323 243-	17 14-	22,400 4,900+	79,783 11,598-
MUNICIPAL	73	0	604	0	60	3	6,500	7,164
CHANGE	72	0	4,016 3,412-	1,914 1,914-	40 20+	1 2+	0 6,500+	5,970 1,194+

PAGE 36  
VALUES OF PROPERTY STOLEN AND RECOVERED  
PART I OFFENSES

		ROBBERY	BRFAKING AND ENTERING	LARCENY \$50 AND OVER \$ STOLEN	LARCENY- UNDER \$50 NUM OF OFFENSES	AUTO THEFT	TOTAL VALUE STOLEN	TOTAL VALUE RECOVERED
MULLENS PD	73	0	0	0	0	0	0	0
CHANGE	72	0	0	1,200 1,200-	0	0	1,200 1,200-	1,200 1,200-
PINEVILLE PD	73	0	300	0	0	6,500	6,800	6,500
CHANGE	72	0	2,245 1,945-	500 500-	0	6,500+	2,745 4,055+	0 6,500+
OCEANA PD	73	0	304	0	60	3	364	60
CHANGE	72	0	1,771 1,467-	214 214-	40 20+	1 2+	0 1,661-	0 60+



# **PART I ARRESTS BY CHARGE AND AGENCY TYPE**

The report in this section details the number of persons arrested for Part I Offenses for the reporting periods of 1972 and 1973. Definitions for each of the Part I Offenses may be found in this book in the Table of Contents under the category entitled "Classification of Offenses".

		PAGE 1 PART I ARRESTS BY CHARGE AND AGENCY TYPE											
		JUVENILE	ADULTS	GRAND TOTAL	CRIMINAL MURDER	HOMICIDE NEG	FORCIBLE RAPE	ROBBERY	AGGRAV ASSAULT	BURGLARY	LARCENY	AUTO THEFT	
WEST VIRGINIA	TOTAL	73	2671	4191	7012	87	51	144	244	708	1817	3347	614
	72	2722	4130	6852	106	88	102	262	754	1786	3231	523	
	CHANGE	99 +	61 +	160 +	19 -	37 -	42 +	18 -	46 -	31 +	116 +	91 +	
	RURAL	73	1202	2315	3517	58	48	100	108	402	1131	1277	393
	72	1171	2230	3401	73	77	87	118	420	1168	1136	322	
	CHANGE	31 +	85 +	116 +	15 -	29 -	13 +	10 -	18 -	37 -	141 +	71 +	
	SHERIFF'S	73	392	838	1230	15	4	42	49	142	373	485	120
	72	316	740	1056	7	10	24	44	144	337	410	80	
	CHANGE	76 +	98 +	174 +	8 +	6 -	18 +	5 +	2 -	36 +	75 +	40 +	
	STATE POLICE	73	810	1477	2287	43	44	58	59	260	758	792	273
	72	855	1490	2345	66	67	63	74	276	831	726	242	
	CHANGE	45 -	13 -	58 -	23 -	23 -	5 -	15 -	16 -	73 -	66 +	31 +	
	MUNICIPAL	73	1619	1876	3495	29	3	44	136	686	2070	221	
	72	1551	1900	3451	33	11	15	144	334	618	2095	201	
	CHANGE	68 +	24 -	44 +	4 -	8 -	29 +	8 -	28 -	68 +	25 -	20 +	
BARBOUR COUNTY	TOTAL	73	19	15	34	2	0	0	0	2	21	9	0
	72	14	29	43	0	1	1	2	0	10	24	5	
	CHANGE	5 +	14 -	9 -	2 +	1 -	1 -	2 -	2 +	11 +	15 -	5 -	
	RURAL	73	19	13	32	2	0	0	0	1	21	8	0
	72	13	26	39	0	1	1	2	0	6	24	5	
	CHANGE	6 +	13 -	7 -	2 +	1 -	1 -	2 -	1 +	15 +	16 -	5 -	
	SHERIFF	73	1	0	1	0	0	0	0	0	0	1	0
	72	0	10	10	0	0	0	0	0	2	8	0	
	CHANGE	1 +	10 -	9 -	0	0	0	0	0	2 -	7 -	0	
	STATE POLICE	73	18	13	31	2	0	0	0	1	21	7	0
	72	13	16	29	0	1	1	2	0	4	16	5	
	CHANGE	5 +	3 -	2 +	2 +	1 -	1 -	2 -	1 +	17 +	9 -	5 -	
	MUNICIPAL	73	0	2	2	0	0	0	0	1	0	1	0
	72	1	3	4	0	0	0	0	0	4	0	0	
	CHANGE	1 -	1 -	2 -	0	0	0	0	1 +	4 -	1 +	0	
BELLINGTON PD	TOTAL	73	0	0	0	0	0	0	0	0	0	0	0
	72	0	1	1	0	0	0	0	0	1	0	0	
	CHANGE	0	1 -	1 -	0	0	0	0	0	1 -	0	0	
	PHILIPPI PD	73	0	2	2	0	0	0	0	1	0	1	0
	72	1	2	3	0	0	0	0	0	3	0	0	
	CHANGE	1 -	0	1 -	0	0	0	0	1 +	3 -	1 +	0	
BERKLEY COUNTY	TOTAL	73	95	113	208	2	0	1	4	14	65	106	16
	72	77	153	230	0	3	0	3	9	19	185	11	
	CHANGE	18 +	40 -	22 -	2 +	3 -	1 +	1 +	5 +	46 +	79 -	5 +	
	RURAL	73	37	103	140	1	0	1	4	13	37	70	14
	72	52	145	197	0	3	0	0	8	15	166	5	
	CHANGE	15 -	42 -	57 -	1 +	3 -	1 +	4 +	5 +	22 -	96 -	9 +	
	SHERIFF	73	25	65	90	0	0	1	1	5	18	53	12
	72	50	127	177	0	0	0	0	8	11	157	1	
	CHANGE	25 -	62 -	87 -	0	0	1 +	1 +	3 -	7 +	104 -	11 +	
	STATE POLICE	73	12	38	50	1	0	0	3	8	19	17	2
	72	2	18	20	0	3	0	0	0	4	9	4	
	CHANGE	10 +	20 +	30 +	1 +	3 -	0	3 +	8 +	15 +	8 +	2 -	
	MUNICIPAL	73	58	10	68	1	0	0	0	1	28	36	2
	72	25	8	33	0	0	0	3	7	4	19	6	
	CHANGE	33 +	2 +	35 +	1 +	0	0	3 -	6	24 +	17 +	4 -	
MARTINSBURG PD	TOTAL	73	58	10	68	1	0	0	0	1	28	36	2
	72	25	8	33	0	0	0	3	1	4	19	6	
	CHANGE	33 +	2 +	35 +	1 +	0	0	3 -	0	24 +	17 +	4 -	
BOONE COUNTY	TOTAL	73	13	25	38	0	0	6	0	2	12	16	2
	72	51	39	90	0	0	0	2	16	45	19	8	
	CHANGE	38 -	14 -	52 -	0	0	6 +	2 -	14 -	33 -	3 -	6 -	
	RURAL	73	12	25	37	0	0	6	0	2	15	15	2
	72	47	35	82	0	0	0	2	15	11	18	7	
	CHANGE	35 -	10 -	45 -	0	0	6 +	2 -	13 -	11 -	3 -	5 -	
	SHERIFF	73	5	2	7	0	0	0	0	1	4	2	0
	72	7	8	15	0	0	0	0	4	5	6	0	
	CHANGE	2 -	6 -	8 -	0	0	0	0	3 -	1 -	4 -	0	
	STATE POLICE	73	7	23	30	0	0	6	0	1	8	13	2
	72	40	27	67	0	0	0	2	11	35	12	7	
	CHANGE	33 -	4 -	37 -	0	0	6 +	2 -	10 -	27 -	1 +	5 -	



		PAGE 3 PART I ARRESTS BY CHARGE AND AGENCY TYPE			CRIMINAL TYPE								
		JUVENILE	ADULTS	GRAND TOTAL	MURDER	HOMICIDE NEG	FORCIBLE MANSL	ROBBERY	AGGRAV ASSAULT	BURGLARY	LARCENY	AUTO THEFT	
MUNICIPAL	73	1	0	1	0	0	0	0	0	0	1	0	
CHANGE	72	4 -	4 -	7 -	0	0	0	0	1 -	5 -	1	1 -	
MADISON PD	73	1	0	1	0	0	0	0	0	0	1	0	
CHANGE	72	3 -	4 -	6 -	0	0	0	0	1 -	4 -	1	1 -	
WHITESVILLE PD	73	0	0	0	0	0	0	0	0	0	0	0	
CHANGE	72	1 -	0	1 -	0	0	0	0	0	1 -	0	0	
SKAYTON COUNTY	TOTAL	73	15	31	46	0	0	0	1	5	11	26	
CHANGE	72	18	14	32	0	0	1 -	0	3	7	17	3	
CHANGE		3 -	17 +	14 +	0	0	1 -	1 +	2 +	4 +	19 +	4 -	

RURAL	73	12	29	41	0	0	0	1	4	10	23	3
CHANGE	72	16 -	14 +	30	0	0	1 -	0	3	5	17	4
SHERIFF	73	1	4	5	0	0	0	0	1	0	3	1
CHANGE	72	6 -	1 +	7 -	0	0	0	0	1 +	4 -	2	1
STATE POLICE	73	11	25	36	0	0	0	1	3	10	20	2
CHANGE	72	10	13	23	0	0	1 -	0	3	1	15	3
MUNICIPAL	73	3	2	5	0	0	0	0	1	1	3	0
CHANGE	72	2	0	2	0	0	0	0	0	2	0	0
GASSAWAY PD	73	2	0	2	0	0	0	0	0	0	2	0
CHANGE	72	0	0	0	0	0	0	0	0	2 -	0	0
SUTTON PD	73	1	2	3	0	0	0	0	1	1	1	0
CHANGE	72	0	0	0	0	0	0	0	1 +	0	0	0
CHANGE		1 +	2 +	3 +	0	0	0	0	1 +	1 +	1 +	0

BROOKE COUNTY	TOTAL	73	27	43	70	0	1	0	4	3	31	17
CHANGE	72	26	40	66	0	0	2	4	5	21	24	14
CHANGE		1 +	3 +	4 +	0	0	2 -	0	2 -	10 +	7 -	4 +

		PAGE 4 PART I ARRESTS BY CHARGE AND AGENCY TYPE			CRIMINAL TYPE								
		JUVENILE	ADULTS	GRAND TOTAL	MURDER	HOMICIDE NEG	FORCIBLE MANSL	ROBBERY	AGGRAV ASSAULT	BURGLARY	LARCENY	AUTO THEFT	
RURAL	73	24	34	58	0	1	0	4	1	22	14	14	
CHANGE	72	18 +	35 -	53 +	0	1 +	2 -	0	4 -	19 +	13 +	10 +	
SHERIFF	73	18	28	46	0	0	0	4	1	20	13	8	
CHANGE	72	16 +	33 -	49 -	0	0	2 -	4	5	15	13	10	
STATE POLICE	73	6	6	12	0	1	0	0	0	2	3	6	
CHANGE	72	2 +	2 +	4 +	0	1 +	0	0	0	4 -	0	0 +	
MUNICIPAL	73	3	9	12	0	0	0	0	2	9	1	0	
CHANGE	72	8 -	5 +	13 -	0	0	0	0	0	2	11 -	0	
FOLLANSBEE PD	73	0	1	1	0	0	0	0	0	0	1	0	
CHANGE	72	0	0	1 +	0	0	0	0	0	0	0	0	
WELLSBURG PD	73	3	8	11	0	0	0	0	2	9	0	0	
CHANGE	72	8 -	5 +	13 -	0	0	0	0	0	2	11 -	0	
CHANGE		5 -	3 +	2 -	0	0	0	0	2 +	7 +	11 -	0	

CABELL COUNTY	TOTAL	73	336	518	848	6	0	15	40	83	147	501
CHANGE	72	391	529	920	11	2	6	33	98	143	591	56
CHANGE		61 -	11 -	72 -	5 -	2 -	9 +	7 +	15 -	4 +	90 -	20 +

RURAL	73	23	50	73	2	0	2	3	7	32	22	5
CHANGE	72	32 -	41 +	73	1 -	1 -	0	2 +	6	42	17	2
SHERIFF	73	11	23	34	0	0	1	0	5	14	12	2
CHANGE	72	2 +	6 +	8 +	0	0	0	1 -	1	2	3	1
STATE POLICE	73	12	27	39	2	0	1	3	2	18	10	3
CHANGE	72	30 -	35 -	65 -	3 -	1 -	0	1	5	40	14	1
MUNICIPAL	73	307	468	775	4	0	13	37	76	115	479	51
CHANGE	72	359	488	847	8	1	6	31	92	101	574	34
CHANGE		52 -	20 -	72 -	4 -	1 -	7 +	6 +	16 -	14 +	95 -	17 +

		PAGE 5											
		PART I ARRESTS BY CHARGE			AGENCY TYPE								
		JUVENILE	ADULTS	GRAND TOTAL	CRIMINAL MURDER	HOMICIDE NEG	FORCIBLE MANSL	ROBBERY	AGGRAV ASSAULT	BURGLARY	LARCENY	AUTO THEFT	
BARBOURSVILLE PD	73	4	0	4	0	0	0	0	0	2	2	0	
CHANGE	72	0 +	0	0 +	0	0	0	0	0	2 +	2 +	0	
HUNTINGTON PD	73	303	466	769	4	0	13	37	76	111	477	51	
CHANGE	72	359	485	844	8	1	6	31	92	101	572	33	
		56 -	19 -	75 -	4 -	1 -	7 +	6 +	16 -	10 +	95 -	18 +	
MILTON PD	73	0	2	2	0	0	0	0	0	2	0	0	
CHANGE	72	0	3	3	0	0	0	0	0	0	2	1	
		0	1 -	1 -	0	0	0	0	0	2 +	2 -	1 -	
CLAY COUNTY	TOTAL	73	3	18	21	0	1	0	2	7	10	1	
CHANGE	72	1	18	19	0	2	1	0	0	2	14	0	
		2 +	0	2 +	0	1 -	1 -	0	2 +	5 +	4 -	1 +	
RURAL	73	3	18	21	0	1	0	0	0	7	10	1	
CHANGE	72	1	16	17	0	2	1	0	0	2	12	0	
		2 +	2 +	4 +	0	1 -	1 -	0	2 +	5 +	2 -	1 +	
SHERIFF	73	0	0	0	0	0	0	0	0	0	0	0	
CHANGE	72	0	0	0	0	0	0	0	0	0	0	0	
		0	0	0	0	0	0	0	0	0	0	0	
STATE POLICE	73	3	18	21	0	1	0	0	2	7	10	1	
CHANGE	72	1	16	17	0	2	1	0	0	2	12	0	
		2 +	2 +	4 +	0	1 -	1 -	0	2 +	5 +	2 -	1 +	
MUNICIPAL	73	0	0	0	0	0	0	0	0	0	0	0	
CHANGE	72	0	2	2	0	0	0	0	0	0	2	0	
		0	2 -	2 -	0	0	0	0	0	0	2 -	0	
GRANTSVILLE PD	73	0	0	0	0	0	0	0	0	0	0	0	
CHANGE	72	0	2	2	0	0	0	0	0	0	2	0	
		0	2 -	2 -	0	0	0	0	0	0	2 -	0	
CLAY COUNTY	TOTAL	73	21	11	32	0	2	0	3	18	7	2	
CHANGE	72	36	28	64	2	1	2	1	3	34	17	4	
		15 -	17 -	32 -	2 -	1 +	2 -	1 -	0	16 -	10 -	2 -	
RURAL	73	21	10	31	0	2	0	0	2	18	7	2	
CHANGE	72	36	28	64	2	1	2	1	3	34	17	4	
		15 -	18 -	33 -	2 -	1 +	2 -	1 -	1 -	16 -	10 -	2 -	
		PAGE 6											
		PART I ARRESTS BY CHARGE			AGENCY TYPE								
		JUVENILE	ADULTS	GRAND TOTAL	CRIMINAL MURDER	HOMICIDE NEG	FORCIBLE MANSL	ROBBERY	AGGRAV ASSAULT	BURGLARY	LARCENY	AUTO THEFT	
SHERIFF	73	0	0	0	0	0	0	0	0	0	0	0	
CHANGE	72	0	0	0	0	0	0	0	0	0	0	0	
		0	0	0	0	0	0	0	0	0	0	0	
STATE POLICE	73	21	10	31	0	2	0	0	2	18	7	2	
CHANGE	72	36	28	64	2	1	2	1	3	34	17	4	
		15 -	18 -	33 -	2 -	1 +	2 -	1 -	1 -	16 -	10 -	2 -	
MUNICIPAL	73	0	1	1	0	0	0	0	1	0	0	0	
CHANGE	72	0	1 +	1 +	0	0	0	0	0 +	0	0	0	
		0	1 +	1 +	0	0	0	0	1 +	0	0	0	
	73	0	1	1	0	0	0	0	1	0	0	0	
CHANGE	72	0	1 +	1 +	0	0	0	0	0 +	0	0	0	
		0	1 +	1 +	0	0	0	0	1 +	0	0	0	
DOODRIDGE COUNTY	TOTAL	73	6	19	25	0	0	0	1	8	16	0	
CHANGE	72	0	11	11	0	1	0	0	0	8	2	0	
		6 +	8 +	14 +	0	1 -	0	0	1 +	0	14 +	0	
RURAL	73	6	19	25	0	0	0	0	1	8	16	0	
CHANGE	72	0	11	11	0	1	0	0	0	8	2	0	
		6 +	8 +	14 +	0	1 -	0	0	1 +	0	14 +	0	
SHERIFF	73	0	2	2	0	0	0	0	0	0	2	0	
CHANGE	72	0	0	0	0	0	0	0	0	0	0	0	
		0	2 +	2 +	0	0	0	0	0	0	2 +	0	
STATE POLICE	73	6	17	23	0	0	0	0	1	8	14	0	
CHANGE	72	0	11	11	0	1	0	0	0	8	2	0	
		6 +	6 +	12 +	0	1 -	0	0	1 +	0	12 +	0	
MUNICIPAL	73	0	0	0	0	0	0	0	0	0	0	0	
CHANGE	72	0	0	0	0	0	0	0	0	0	0	0	
		0	0	0	0	0	0	0	0	0	0	0	
WEST UNION PD	73	0	0	0	0	0	0	0	0	0	0	0	
CHANGE	72	0	0	0	0	0	0	0	0	0	0	0	
		0	0	0	0	0	0	0	0	0	0	0	
FAYETTE COUNTY	TOTAL	73	75	163	4	0	7	3	24	70	31	24	
CHANGE	72	96	127	223	4	0	5	22	24	110	42	16	
		21 -	39 -	60 -	0	0	2 +	19 -	0	40 -	11 -	8 +	

PAGE 7  
PART I ARRESTS BY CHARGE AND AGENCY TYPE

		73	PAGES		AGENCY TYPE							
			JUVENILE	ADULTS	GRAND TOTAL	CRIMINAL MURDER	HOMICIDE NEG	FORCIBLE MANSL RAPE	ROBBERY	AGGRAV ASSAULT	BURGLARY	LARCENY
RURAL	73	42	77	119	4	0	7	3	20	49	18	18
CHANGE	72	46 -	43 -	89 -	4	0	2 +	17 -	2 -	54 -	21 -	3 +
SHERIFF	73	3	42	45	1	0	5	2	11	17	6	3
CHANGE	72	34 -	29 -	63 -	2 -	0	1 +	12 -	2 +	33 -	14 -	5 -
STATE POLICE	73	39	35	74	3	0	2	1	9	32	12	15
CHANGE	72	12 -	14 -	26 -	2 +	0	1 +	5 -	4 -	21 -	7 -	8 +
MUNICIPAL	73	33	11	44	0	0	0	0	4	21	13	6
CHANGE	72	25 +	4 +	29 +	0	0	0	2 -	2 +	14 +	10 +	5 +
ANSTEAD PD	73	7	0	7	0	0	0	0	0	2	5	0
CHANGE	72	5 +	0	5 +	0	0	0	0	0	0	5 +	0
FAYETTEVILLE PD	73	7	2	9	0	0	0	0	2	0	4	3
CHANGE	72	6 +	2 +	8 +	0	0	0	0	2 +	1 -	4 +	3 +
MONTGOMERY PD	73	15	6	21	0	0	0	0	1	14	4	2
CHANGE	72	10 +	0	10 +	0	0	0	2 -	1 -	11 +	1 +	1 +
MOUNT HOPE PD	73	3	3	6	0	0	0	0	1	4	0	1
CHANGE	72	3 +	2 +	5 +	0	0	0	0	1 +	3 +	0	1 +
OAK HILL PD	73	0	0	0	0	0	0	0	0	0	0	0
CHANGE	72	0	0	0	0	0	0	0	0	0	0	0
SMITHERS PD	73	1	0	1	0	0	0	0	0	1	0	0
CHANGE	72	1 +	0	1 +	0	0	0	0	0	1 +	0	0
GILMER COUNTY TOTAL	73	14	6	20	0	0	0	0	2	11	6	1
CHANGE	72	10 +	3 -	7 +	0	0	0	1 -	2 +	10 +	5 -	1 +

PAGE 8  
PART I ARRESTS BY CHARGE AND AGENCY TYPE

		73	PAGES		AGENCY TYPE							
			JUVENILE	ADULTS	GRAND TOTAL	CRIMINAL MURDER	HOMICIDE NEG	FORCIBLE MANSL RAPE	ROBBERY	AGGRAV ASSAULT	BURGLARY	LARCENY
RURAL	73	14	5	19	0	0	0	0	1	11	6	1
CHANGE	72	12 +	3 -	9 +	0	0	0	1 -	1 +	10 +	2 -	1 +
SHERIFF	73	0	0	0	0	0	0	0	0	0	0	0
CHANGE	72	0	1 -	1 -	0	0	0	0	0	0	1 -	0
STATE POLICE	73	14	5	19	0	0	0	0	1	11	6	1
CHANGE	72	12 +	2 -	10 +	0	0	0	1 -	1 +	10 +	1 -	1 +
MUNICIPAL	73	0	1	1	0	0	0	0	1	0	0	0
CHANGE	72	2 -	0	2 -	0	0	0	0	1 +	0	3 -	0
GLENVILLE PD	73	0	1	1	0	0	0	0	1	0	0	0
CHANGE	72	2 -	0	2 -	0	0	0	0	1 +	0	3 -	0
GRANT COUNTY TOTAL	73	16	7	23	0	0	0	0	4	9	7	3
CHANGE	72	7 -	4 -	11 -	0	0	3 -	0	2 +	9 -	2 -	1 +
RURAL	73	6	4	10	0	0	0	0	2	3	2	3
CHANGE	72	6 -	10 -	22 -	0	0	3 -	0	2	13	2	2
SHERIFF	73	0	1	1	0	0	0	0	1	0	0	0
CHANGE	72	1 -	4 -	5 -	0	0	0	0	1 -	2 -	2 -	0
STATE POLICE	73	6	3	9	0	0	0	0	1	3	2	3
CHANGE	72	5 -	2 -	7 -	0	0	3 -	0	1 +	8 -	2 +	1 +
MUNICIPAL	73	10	3	13	0	0	0	0	2	6	5	0
CHANGE	72	1 -	2 +	1 +	0	0	0	0	2 +	5	7	0
	73	10	3	13	0	0	0	0	2	6	5	0
CHANGE	72	1 -	2 +	1 +	0	0	0	0	2 +	5	7	0

PAGE 9  
PART I ARRESTS BY CHARGE AND AGENCY TYPE

		JUVENILE	ADULTS	GRAND TOTAL	CRIMINAL MURDER	HOMICIDE NEG MANSL	FORCIBLE RAPE	ROBBERY	AGGRAV ASSAULT	BURGLARY	LARCENY	AUTO THEFT
GREENBRIER COUNTY TOTAL	73	31	33	64	1	2	1	0	4	21	27	8
	72	41	52	93	7	5	3	2	10	27	34	10
CHANGE		10 -	19 -	29 -	1 -	3 -	2 -	2 -	6 -	6 -	7 -	2 -
RURAL	73	24	20	50	1	2	0	0	3	12	24	8
	72	34	40	80	2	5	3	2	10	24	24	10
CHANGE		10 -	20 -	30 -	1 -	3 -	3 -	2 -	7 -	12 -	0	2 -
SHERIFF	73	0	0	0	0	0	0	0	0	0	0	0
	72	0	5	5	0	0	0	0	0	1	3	1
CHANGE		0	5 -	5 -	0	0	0	0	0	1 -	3 -	1 -
STATE POLICE	73	24	26	50	1	2	0	0	3	12	24	8
	72	34	41	75	2	5	3	2	10	23	21	9
CHANGE		10 -	15 -	25 -	1 -	3 -	3 -	2 -	7 -	11 -	3 +	1 -
MUNICIPAL	73	7	7	14	0	0	1	0	1	9	3	0
	72	7	0	13	0	0	0	0	0	3	10	0
CHANGE		0	1 +	1 +	0	0	1 +	0	1 +	6 +	7 -	0
LEWISBURG PD	73	7	2	9	0	0	0	0	0	6	3	0
	72	5	0	5	0	0	0	0	0	0	5	0
CHANGE		2 +	2 +	4 +	0	0	0	0	0	6 +	2 -	0
RAINELLE PD	73	0	0	0	0	0	0	0	0	0	0	0
	72	0	3	3	0	0	0	0	0	0	3	0
CHANGE		0	3 -	3 -	0	0	0	0	0	0	3 -	0
RONCEVERTE PD	73	0	0	0	0	0	0	0	0	0	0	0
	72	1	0	1	0	0	0	0	0	0	1	0
CHANGE		1 -	0	1 -	0	0	0	0	0	0	1 -	0
WHITE SULPHUR SPRINGS PD	73	0	5	5	0	0	1	0	1	3	0	0
	72	1	3	4	0	0	0	0	0	3	1	0
CHANGE		1 -	2 +	1 +	0	0	1 +	0	1 +	0	1 -	0

HAMPSHIRE COUNTY TOTAL		JUVENILE	ADULTS	GRAND TOTAL	CRIMINAL MURDER	HOMICIDE NEG MANSL	FORCIBLE RAPE	ROBBERY	AGGRAV ASSAULT	BURGLARY	LARCENY	AUTO THEFT
	73	42	27	69	0	1	0	0	0	32	27	9
	72	8	31	39	0	0	2	1	5	10	14	7
CHANGE		34 +	4 -	30 +	0	1 +	2 -	1 -	5 -	22 +	13 +	2 +

RURAL	73	35	25	60	0	1	0	0	0	23	27	9
	72	8	31	39	0	0	2	1	5	10	14	7
CHANGE		27 +	6 -	21 +	0	1 +	2 -	1 -	5 -	13 +	13 +	2 +

PAGE 10  
PART I ARRESTS BY CHARGE AND AGENCY TYPE

		JUVENILE	ADULTS	GRAND TOTAL	CRIMINAL MURDER	HOMICIDE NEG MANSL	FORCIBLE RAPE	ROBBERY	AGGRAV ASSAULT	BURGLARY	LARCENY	AUTO THEFT
SHERIFF	73	15	10	25	0	0	0	0	0	5	18	2
	72	0	0	0	0	0	0	0	0	0	0	0
CHANGE		15 +	10 +	25 +	0	0	0	0	0	5 +	18 +	2 +
STATE POLICE	73	20	15	35	0	1	0	0	0	18	9	7
	72	8	31	39	0	0	2	1	5	10	14	7
CHANGE		12 +	16 -	4 -	0	1 +	2 -	1 -	5 -	8 +	5 -	0
MUNICIPAL	73	7	2	9	0	0	0	0	0	9	0	0
	72	0	0	0	0	0	0	0	0	0	0	0
CHANGE		7 +	2 +	9 +	0	0	0	0	0	9 +	0	0
TORREY PD	73	7	2	9	0	0	0	0	0	9	0	0
	72	0	0	0	0	0	0	0	0	0	0	0
CHANGE		7 +	2 +	9 +	0	0	0	0	0	9 +	0	0

HANCOCK COUNTY TOTAL		JUVENILE	ADULTS	GRAND TOTAL	CRIMINAL MURDER	HOMICIDE NEG MANSL	FORCIBLE RAPE	ROBBERY	AGGRAV ASSAULT	BURGLARY	LARCENY	AUTO THEFT
	73	61	84	145	0	0	9	5	27	38	57	9
	72	37	38	75	1	1	1	7	5	29	17	14
CHANGE		24 +	46 +	70 +	1 -	1 -	8 +	2 -	22 +	9 +	40 +	5 -

RURAL	73	34	42	76	0	0	4	2	15	22	30	3
	72	3	23	26	0	0	1	2	3	10	6	4
CHANGE		31 +	19 +	50 +	0	0	3 +	0	12 +	12 +	24 +	1 -

SHERIFF	73	33	40	73	0	0	4	2	15	20	29	3
	72	3	19	22	0	0	1	2	3	7	5	4
CHANGE		30 +	21 +	51 +	0	0	3 +	0	12 +	13 +	24 +	1 -

STATE POLICE	73	1	2	3	0	0	0	0	0	2	1	0
	72	0	4	4	0	0	0	0	0	3	1	0
CHANGE		1 +	2 -	1 -	0	0	0	0	0	1 -	0	0

MUNICIPAL	73	27	42	69	0	0	5	3	12	16	27	6
	72	34	15	49	1	1	0	5	2	19	11	10
CHANGE		7 -	27 +	20 +	1 -	1 -	5 +	2 -	10 +	3 -	16 +	4 -

CHESTER PD	73	0	0	0	0	0	0	0	0	0	0	0
	72	0	0	0	0	0	0	0	0	0	0	0
CHANGE		0	0	0	0	0	0	0	0	0	0	0

WEIRTON PD	73	27	42	69	0	0	5	3	12	16	27	6
	72	33	14	47	1	1	0	5	2	19	9	10
CHANGE		6 -	28 +	22 +	1 -	1 -	5 +	2 -	10 +	3 -	18 +	4 -

		PAGE 11			PART I ARRESTS BY CHARGE AND AGENCY TYPE								
		JUVENILE	ADULTS	GRAND TOTAL	CRIMINAL MURDER	HOMICIDE NEG	FORCIBLE MANSL RAPE	ROBBERY	AGGRAV ASSAULT	BURGLARY	LARCENY	AUTO THEFT	
NEW CUMBERLAND PD	73	0	0	0	0	0	0	0	0	0	0	0	
CHANGE	72	1 -	1 +	2 -	0	0	0	0	0	0	2 -	0	
HARDY COUNTY	TOTAL	13	5	18	0	2	0	0	0	0	12	4	
CHANGE	72	7 +	4 -	3 +	0	1 +	0	0	5 -	5 -	9 +	3 +	
RURAL	73	13	5	18	0	2	0	0	0	0	12	4	
CHANGE	72	7 +	3 -	4 +	0	1 +	0	0	4 -	5 -	9 +	3 +	
SHERIFF	73	0	0	0	0	0	0	0	0	0	0	0	
CHANGE	72	0	0	0	0	0	0	0	0	0	0	0	
STATE POLICE	73	13	5	18	0	2	0	0	0	0	12	4	
CHANGE	72	7 +	3 -	4 +	0	1 +	0	0	4 -	5 -	9 +	3 +	
MUNICIPAL	73	0	0	0	0	0	0	0	0	0	0	0	
CHANGE	72	0	1 -	1 -	0	0	0	0	1 -	0	0	0	
MOOREFIELD PD	73	0	0	0	0	0	0	0	0	0	0	0	
CHANGE	72	0	1 -	1 -	0	0	0	0	1 -	0	0	0	
HARRISON COUNTY	TOTAL	76	134	210	4	0	5	13	6	23	145	14	
CHANGE	72	47 +	32 +	79 +	0	3 -	4 +	6 +	3 -	7 +	66 +	2 +	
RURAL	73	19	64	83	4	0	4	4	2	14	45	10	
CHANGE	72	7 +	4 +	11 +	3 +	3 -	3 +	0	5 -	10 +	2 -	5 +	
SHERIFF	73	12	33	45	2	0	0	4	2	11	22	4	
CHANGE	72	12 +	29 +	41 +	2 +	0	1 -	4 +	2 +	11 +	22 +	1 +	
STATE POLICE	73	7	31	38	2	0	4	0	0	3	23	6	
CHANGE	72	5 -	25 -	30 -	1 +	3 -	4 +	4 -	7 -	1 -	24 -	4 +	
		PAGE 12			PART I ARRESTS BY CHARGE AND AGENCY TYPE								
		JUVENILE	ADULTS	GRAND TOTAL	CRIMINAL MURDER	HOMICIDE NEG	FORCIBLE MANSL RAPE	ROBBERY	AGGRAV ASSAULT	BURGLARY	LARCENY	AUTO THEFT	
MUNICIPAL	73	57	70	127	0	0	1	9	4	9	100	4	
CHANGE	72	40 +	28 +	68 +	3 -	0	1 +	6 +	2 +	3 -	68 +	3 -	
BRIDGEPORT PD	73	19	48	67	0	0	1	0	0	2	64	0	
CHANGE	72	15 +	47 +	66 +	0	0	1 +	0	0	2 +	63 +	0	
CLARKSBURG PD	73	23	21	44	0	0	0	1	4	4	34	1	
CHANGE	72	14 +	15 -	1 -	0	0	0	1 -	2 +	6 -	6 +	2 -	
SALLEN PD	73	2	0	2	0	0	0	0	0	1	1	0	
CHANGE	72	0	2 -	2 -	0	0	0	0	0	2	2	0	
SHINNSTON PD	73	0	0	0	0	0	0	0	0	0	0	0	
CHANGE	72	0	0	0	0	0	0	0	0	0	0	0	
STONEWOOD PD	73	8	0	8	0	0	0	8	0	0	0	0	
CHANGE	72	8 +	0	8 +	0	0	0	8 +	0	0	0	0	
ANDRORE PD	73	1	0	1	0	0	0	0	0	1	0	0	
CHANGE	72	0	3 -	3 -	3 -	0	0	1 -	0	0	0	0	
NUTTER FORT PD	73	4	1	5	0	0	0	0	0	1	1	3	
CHANGE	72	1 -	1 +	0	0	0	0	0	0	1 +	0	1 -	
LUMBERPORT PD	73	0	0	0	0	0	0	0	0	0	0	0	
CHANGE	72	0	0	0	0	0	0	0	0	0	0	0	
JACKSON COUNTY	TOTAL	28	28	56	0	0	1	0	9	6	40	0	
CHANGE	72	6 -	0	6 -	0	1 -	1 -	4 -	3 +	5 -	11 +	9 -	
RURAL	73	9	24	33	0	0	0	0	9	5	16	0	
CHANGE	72	0	21 +	30 +	0	1 -	2 -	4 -	5	3	10	5	

		PAGE 13											
		PART I ARRESTS BY CHARGE AND AGENCY TYPE			AGENCY TYPE								
		JUVENILE	ADULTS	GRAND TOTAL	CRIMINAL MURDER	HOMICIDE M.F.G.	FORCIBLE RAPE	ROBBERY	AGGRAV ASSAULT	BURGLARY	LARCENY	AUTO THEFT	
SHERIFF	73	5	14	19	0	0	0	0	6	5	8	0	
CHANGE	72	4 +	11 +	15 +	0	0	1 -	0	6 +	4 +	8 +	2 -	
STATE POLICE	73	4	10	14	0	0	0	3	0	11	0		
CHANGE	72	4 -	8 -	12 -	0	1 -	1 -	4 -	2 -	10	3 -		
MUNICIPAL	73	15	4	23	0	0	1	0	0	1	21	0	
CHANGE	72	25 -	7 -	32 -	0	0	0	0	1 -	8	19	4 -	
RAVENSWOOD PD	73	19	4	23	0	0	1	0	0	1	21	0	
CHANGE	72	16 +	4	20	0	0	1 +	0	0	5	11	4	
RIPLEY PD	73	0	0	0	0	0	0	0	0	0	0	0	
CHANGE	72	9 -	3 -	12 -	0	0	0	0	1 -	3	8	0	
JEFFERSON COUNTY	TOTAL	73	57	67	124	3	3	3	1	14	30	57	13
CHANGE	72	36	68	104	3	1	9	10	30	30	33	17	
CHANGE		21 +	1 -	20 +	0	2 +	2 +	8 -	4 +	0	24 +	4 -	

		PAGE 14											
		PART I ARRESTS BY CHARGE AND AGENCY TYPE			AGENCY TYPE								
		JUVENILE	ADULTS	GRAND TOTAL	CRIMINAL MURDER	HOMICIDE M.F.G.	FORCIBLE RAPE	ROBBERY	AGGRAV ASSAULT	BURGLARY	LARCENY	AUTO THEFT	
RURAL	73	30	57	87	3	3	3	1	11	24	29	13	
CHANGE	72	25 +	53 +	78 +	1 +	1	2 +	5 -	10	26	15	17	
SHERIFF	73	7	20	27	2	0	2	0	1	7	14	1	
CHANGE	72	2 -	10 +	8 +	2 +	0	2 +	0	3 -	2 -	9 +	0	
STATE POLICE	73	23	37	60	1	3	1	1	10	17	15	12	
CHANGE	72	16 +	43 -	59	1 -	1	0	6 -	4 +	17	10	16	
MUNICIPAL	73	27	10	37	0	0	0	3	0	4	28	0	
CHANGE	72	11 +	15 -	26	1 -	0	0	3 -	3 +	6	18	0	
CHARLES TOWN PD	73	18	5	23	0	0	0	0	0	0	23	0	
CHANGE	72	7 +	9 -	16	0	0	0	1 -	0	2	13	0	
SHEPHERDSTOWN PD	73	4	0	4	0	0	0	0	0	3	1	0	
CHANGE	72	2 +	1 -	1 +	0	0	0	1 -	0	1 +	1 +	0	
RANSON PD	73	5	5	10	0	0	0	0	3	3	4	0	
CHANGE	72	2 +	5	7	1 -	0	0	1 -	0	0	5	0	
KANAWHA COUNTY	TOTAL	73	639	724	1563	20	5	20	38	132	385	826	137
CHANGE	72	751	711	1462	17	5	9	55	158	323	784	111	
CHANGE		88 +	13 +	101 +	3 +	0	11 +	17 -	26 -	62 +	42 +	26 +	
RURAL	73	269	305	574	6	4	15	8	61	219	190	71	
CHANGE	72	186 +	249 +	435 +	1 +	4	7 +	10 -	39	165 +	136 +	60	
SHERIFF	73	52	81	133	1	1	5	4	14	44	51	13	
CHANGE	72	43 +	95 -	138	0	1 +	1 +	6 -	2 -	4 -	10 +	5 -	
STATE POLICE	73	217	224	441	5	3	10	4	47	175	139	58	
CHANGE	72	143 +	154 +	297 +	4 +	1 -	6 +	8 -	23 +	117 +	95 +	42 +	
MUNICIPAL	73	570	419	989	14	1	5	30	71	166	636	66	
CHANGE	72	565 +	462 -	1027 -	12 +	0	4 +	37 -	119 -	158 +	648 -	51 +	
BELLE PD	73	0	0	0	0	0	0	0	0	0	0	0	
CHANGE	72	1 -	1 -	2 -	0	0	0	0	0	0	2 -	0	
CHARLESTON PD	73	480	329	809	13	0	2	26	58	115	548	47	
CHANGE	72	450 +	417 -	907 -	12 +	1 -	1 +	36 -	112 -	116 -	591 -	38 +	
DUNBAR PD	73	5	14	19	0	1	1	0	11	1	0	5	
CHANGE	72	5 +	14 +	19 +	0	1 +	1 +	0	11 +	1 +	0	5 +	
NITRO PD	73	10	5	15	0	0	0	0	0	2	12	1	
CHANGE	72	8 +	4 +	12 +	0	0	0	0	0	4 -	2	1 +	

		73	PAGE 15			AGENCY TYPE							
			JUVENILE	ADULTS	GRAND TOTAL	CRIMINAL MURDER	HOMICIDE NEG MANSL	FORCIBLE RAPE	ROBBERY	AGGRAV ASSAULT	BURGLARY	LARCENY	AUTO THEFT
ST ALBANS PD		73	6	2	8	0	0	0	0	1	2	3	2
	CHANGE	72	15 -	14 -	29 -	0	0	0	0	2	2	21 -	4 -
SOUTH CHARLESTON PD		73	65	43	108	1	0	2	4	1	42	47	11
	CHANGE	72	42 +	25 +	67 +	0	0	0	1	4	28	26	8
			23 +	18 +	41 +	1 +	0	2 +	3 +	3 -	14 +	21 +	3 +
CHESAPEAKE PD		73	2	25	27	0	0	0	0	0	2	25	0
	CHANGE	72	6 -	1 -	7 -	0	0	0	0	1	5	1	0
			4 -	24 +	20 +	0	0	0	0	1 -	3 -	24 +	0
HARNET PD		73	0	0	0	0	0	0	0	0	0	0	0
	CHANGE	72	2 -	0	2 -	0	0	0	0	0	2 -	0	0
			0	0	0	0	0	0	0	0	0	0	0
EAST BANK PD		73	0	0	0	0	0	0	0	0	0	0	0
	CHANGE	72	0	0	0	0	0	0	0	0	0	0	0
			0	0	0	0	0	0	0	0	0	0	0
GLASGOW PD		73	0	0	0	0	0	0	0	0	0	0	0
	CHANGE	72	4 -	0	4 -	0	0	0	0	0	0	4 -	0
			4 -	0	4 -	0	0	0	0	0	0	4 -	0
CLENDENIN PD		73	2	1	3	0	0	0	0	0	2	1	0
	CHANGE	72	2	0	2	0	0	0	0	0	0	1	1
			0	1 +	1 +	0	0	0	0	0	2 +	0	1 -
CEDAR GROVE PD		73	0	0	0	0	0	0	0	0	0	0	0
	CHANGE	72	1 -	0	1 -	0	0	0	0	0	1 -	0	0
			1 -	0	1 -	0	0	0	0	0	1 -	0	0

LEWIS COUNTY	TOTAL	73	5	22	27	0	1	2	0	2	7	14	1
	CHANGE	72	7 -	22	29	1 -	0	0	5 -	5	8	9	1
			2 -	0	2 -	1 -	1 +	2 +	5 -	3 -	1 -	5 +	0

RURAL		73	4	17	21	0	1	1	0	1	4	13	1
	CHANGE	72	3	13	16	1 -	0	0	5 -	4	3	3	0
			1 +	4 +	5 +	1 -	1 +	1 +	5 -	3 -	1 +	10 +	1 +
SHERIFF		73	4	10	14	0	0	1	0	1	3	9	0
	CHANGE	72	1	5	6	0	0	0	0	3	1	2	0
			3 +	5 +	8 +	0	0	1 +	0	2 -	2 +	7 +	0

		73	PAGE 16			AGENCY TYPE							
			JUVENILE	ADULTS	GRAND TOTAL	CRIMINAL MURDER	HOMICIDE NEG MANSL	FORCIBLE RAPE	ROBBERY	AGGRAV ASSAULT	BURGLARY	LARCENY	AUTO THEFT
STATE POLICE		73	0	7	7	0	1	0	0	0	1	4	1
	CHANGE	72	2	8	10	1	0	0	5	1	2	1	0
			2 -	1 -	3 -	1 -	1 +	0	5 -	1 -	1 -	3 +	1 +
MUNICIPAL		73	1	5	6	0	0	1	0	1	3	1	0
	CHANGE	72	4	9	13	0	0	0	0	1	5	6	1
			3 -	4 -	7 -	0	0	1 +	0	0	2 -	5 -	1 -
		73	1	5	6	0	0	1	0	1	3	1	0
	CHANGE	72	4	9	13	0	0	0	0	1	5	6	1
			3 -	4 -	7 -	0	0	1 +	0	0	2 -	5 -	1 -

LINCOLN COUNTY	TOTAL	73	20	40	60	0	1	4	0	9	13	31	2
	CHANGE	72	31	68	99	0	4	3	4	19	38	25	6
			11 -	28 -	39 -	0	3 -	1 +	4 -	10 -	25 -	6 +	4 -

RURAL		73	20	40	60	0	1	4	0	9	13	31	2
	CHANGE	72	31	68	99	0	4	3	4	19	38	25	6
			11 -	28 -	39 -	0	3 -	1 +	4 -	10 -	25 -	6 +	4 -
SHERIFF		73	14	19	33	0	0	4	0	4	10	14	1
	CHANGE	72	7	19	26	0	1	0	0	2	13	8	2
			7 +	0	7 +	0	1 -	4 +	0	2 +	3 -	6 +	1 -
STATE POLICE		73	6	21	27	0	1	0	0	5	3	17	1
	CHANGE	72	24	49	73	0	3	3	4	17	25	17	4
			18 -	28 -	46 -	0	2 -	3 -	4 -	12 -	22 -	0	3 -

LOGAN COUNTY	TOTAL	73	75	133	208	4	0	7	4	32	51	87	23
	CHANGE	72	18	47	65	4	3	0	5	18	11	21	3
			57 +	86 +	143 +	0	3 -	7 +	1 -	14 +	40 +	66 +	20 +

RURAL		73	66	122	188	4	0	7	4	28	50	75	20
	CHANGE	72	13	33	46	4	3	0	5	6	11	14	3
			53 +	89 +	142 +	0	3 -	7 +	1 -	22 +	39 +	61 +	17 +
SHERIFF		73	5	7	12	0	0	0	0	1	3	7	1
	CHANGE	72	6	0	6	0	0	0	2	0	4	0	0
			1 -	7 +	6 +	0	0	0	2 -	1 +	1 -	7 +	1 +
STATE POLICE		73	61	115	176	4	0	7	4	27	47	68	19
	CHANGE	72	7	33	40	4	3	0	3	6	7	14	3
			54 +	82 +	136 +	0	3 -	7 +	1 +	21 +	40 +	54 +	16 +

		PAGE 17 PART I ARRESTS BY CHARGE AND AGENCY TYPE			CRIMINAL HOMICIDE FORCIBLE ROBBERY AGGRAV BURGLARY LARCENY AUTO JUVENILE ADULTS GRAND TOTAL MURDER NEG MANSL RAPE ASSAULT THEFT								
MUNICIPAL	73	4	11	20	0	0	0	0	0	4	1	12	3
CHANGE	72	4 +	3 -	1 +	0	0	0	0	0	8 -	1 +	5 +	3 +
LOGAN PD	73	9	11	20	0	0	0	0	4	1	12	3	
CHANGE	72	5 +	1 -	3 +	0	0	0	0	10	1 +	7	3 +	
MAN PD	73	0	0	0	0	0	0	0	0	0	0	0	
CHANGE	72	0	2 -	2 -	0	0	0	0	2 -	0	0	0	
COONELL COUNTY	TOTAL	73	15	100	115	3	0	3	3	23	44	38	1
CHANGE	72	26	122	148	17	2	12	1	31	51	30	4	
		11 -	22 -	33 -	14 -	2 -	9 -	2 +	8 -	7 -	8 +	3 -	

RURAL	73	7	91	98	3	0	3	3	23	32	33	1
CHANGE	72	18	110	128	17	2 -	12	1	31	38	23	4
		11 -	19 -	30 -	14 -	2 -	9 -	2 +	8 -	6 -	10 +	3 -
SHERIFF	73	3	36	39	1	0	3	1	12	13	9	0
CHANGE	72	5	16	21	1	0	4	0	8	5	0	3
		2 -	20 +	18 +	0	0	1 -	1 +	4 +	8 +	9 +	3 -
STATE POLICE	73	4	55	59	2	0	0	2	11	19	24	1
CHANGE	72	13	94	107	16	2 -	8 -	1 +	23	33	23	1
		9 -	39 -	48 -	14 -	2 -	8 -	1 +	12 -	14 -	1 +	0
MUNICIPAL	73	8	9	17	0	0	0	0	0	12	5	0
CHANGE	72	8	12	20	0	0	0	0	0	13	7	0
		0	3 -	3 -	0	0	0	0	0	1 -	2 -	0
KEYSTONE PD	73	0	0	0	0	0	0	0	0	0	0	0
CHANGE	72	0	0	0	0	0	0	0	0	0	0	0
		0	0	0	0	0	0	0	0	0	0	0
WAK PD	73	6	0	6	0	0	0	0	0	6	0	0
CHANGE	72	0	5	5	0	0	0	0	0	0	5	0
		6 +	5 -	1 +	0	0	0	0	0	6	5 -	0
MELCH PD	73	2	8	10	0	0	0	0	0	6	4	0
CHANGE	72	0	2	2	0	0	0	0	0	5 +	1	0
		2 +	6 +	8 +	0	0	0	0	0	1	3 +	0

		PAGE 18 PART I ARRESTS BY CHARGE AND AGENCY TYPE			CRIMINAL HOMICIDE FORCIBLE ROBBERY AGGRAV BURGLARY LARCENY AUTO JUVENILE ADULTS GRAND TOTAL MURDER NEG MANSL RAPE ASSAULT THEFT								
ANAWALT PD	72	0	0	0	0	0	0	0	0	0	0	0	
CHANGE		0	0	0	0	0	0	0	0	0	0	0	
GARY PD	73	0	0	0	0	0	0	0	0	0	0	0	
CHANGE	72	0	0	0	0	0	0	0	0	0	0	0	
		0	0	0	0	0	0	0	0	0	0	0	
NORTH FORK PD	73	3	1	1	0	0	0	0	0	0	1	0	
CHANGE	72	3	0	1 +	0	0	0	0	0	0	1 +	0	
		0	1 +	1 +	0	0	0	0	0	0	1 +	0	
DAVY PD	73	0	0	0	0	0	0	0	0	0	0	0	
CHANGE	72	1	4	5	0	0	0	0	0	5 -	0	0	
		1 -	4 -	5 -	0	0	0	0	0	5 -	0	0	
KIMBALL PD	73	0	0	0	0	0	0	0	0	0	0	0	
CHANGE	72	7	1	8	0	0	0	0	0	7	1	0	
		7 -	1 -	8 -	0	0	0	0	0	7 -	1 -	0	
ZEAGER PD	73	0	0	0	0	0	0	0	0	0	0	0	
CHANGE	72	0	0	0	0	0	0	0	0	0	0	0	
		0	0	0	0	0	0	0	0	0	0	0	

MARTON COUNTY	TOTAL	73	79	162	241	2	8	6	15	39	46	96	29
CHANGE	72	26	76	102	0	0	4	5	21	35	30	7	
		53 +	86 +	139 +	2 +	8 +	2 +	10 +	18 +	11 +	66 +	22 +	
RURAL	73	33	82	115	1	6	4	4	18	11	59	12	
CHANGE	72	20	47	67	1 +	6 +	1 +	4 +	0	6 -	35 +	7 +	
		13 +	35 +	48 +	1 +	6 +	1 +	4 +	0	6 -	35 +	7 +	
SHERIFF	73	30	67	97	1	1	3	4	17	10	49	12	
CHANGE	72	2	24	26	0	0	0	0	17	2	7	0	
		28 +	43 +	71 +	1 +	1 +	3 +	4 +	0	8 +	42 +	12 +	
STATE POLICE	73	3	15	18	0	5	1	0	1	1	10	0	
CHANGE	72	18	23	41	0	0	3	0	1	15	17	5	
		15 -	8 -	23 -	0	5 +	2 -	0	0	14 -	7 -	5 -	
MUNICIPAL	73	46	80	126	1	2	2	11	21	35	37	17	
CHANGE	72	6	29	35	0	0	1	5	3	18	6	2	
		40 +	51 +	51 +	1 +	2 +	1 +	6 +	18 +	17 +	31 +	15 +	



		PAGE 19 PART I ARRESTS BY CHARGE AND AGENCY TYPE			AGENCY TYPE									
		JUVENILE	ADULTS	GRAND TOTAL	CRIMINAL MURDER	HOMICIDE NEG	FORCIBLE MANSL	ROBBERY RAPE	AGGRAV ASSAULT	BURGLARY	LARCENY	AUTO THEFT		
FAIRMONT PD	73	44	75	123	1	2	2	11	21	35	35	16		
	72	6	24	30	1	0	1	5	1	18	4	1		
	CHANGE	38 +	55 +	93 +	1 +	2 +	1 +	6 +	20 +	17 +	31 +	15 +		
MANNINGTON PD	73	1	0	1	0	0	0	0	0	0	1	0		
	72	1	4	5	0	0	0	0	1	0	2	1		
	CHANGE	1 +	4 -	4 -	0	0	0	0	1 -	0	1 -	1 -		
RIVESVILLE PD	73	0	0	0	0	0	0	0	0	0	0	0		
	72	0	0	0	0	0	0	0	0	0	0	0		
	CHANGE	0	0	0	0	0	0	0	0	0	0	0		
MONONGAH PD	73	0	0	0	0	0	0	0	0	0	0	0		
	72	0	0	0	0	0	0	0	0	0	0	0		
	CHANGE	0	0	0	0	0	0	0	0	0	0	0		
FAIRVIEW PD	73	0	0	0	0	0	0	0	0	0	0	0		
	72	0	0	0	0	0	0	0	0	0	0	0		
	CHANGE	0	0	0	0	0	0	0	0	0	0	0		
FARMINGTON PD	73	0	0	0	0	0	0	0	0	0	0	0		
	72	0	0	0	0	0	0	0	0	0	0	0		
	CHANGE	0	0	0	0	0	0	0	0	0	0	0		
GRANT TOWN PD	73	1	1	2	0	0	0	0	0	0	1	1		
	72	0	1	1	0	0	0	0	1	0	0	0		
	CHANGE	1 +	0	1 +	0	0	0	0	1 -	0	1 +	1 +		

MARSHALL COUNTY TOTAL		73	72	CHANGE	73	72	CHANGE	73	72	CHANGE	73	72	CHANGE
		70	117	46 -	66	140	74 -	1	6	5 -	0	2	2 -
		137	206	69 -	13	43	30 -	8	16	7 +	13	89	10
		6	7	1 -	4	9	5 -	4	7	3 +	43	129	6
		7 -	7 -	0	4 +	7 +	0	4 +	7 +	30 -	40 -	4 +	4 +

RURAL	73	7	28	45	0	0	0	3	15	7	14	6
	72	12	38	50	6	2	6	4	4	13	12	3
	CHANGE	5 -	1	5 -	6 -	2 -	6 -	1 -	11 +	6 -	2	3 +
SHERIFF	73	7	20	27	0	0	0	0	8	5	8	6
	72	1	10	11	0	0	0	0	2	7	7	2
	CHANGE	6 +	10 +	16 +	0	0	0	0	8 +	3 +	1 +	4 +
STATE POLICE	73	0	18	18	0	0	0	3	7	2	6	0
	72	11	28	39	6	2	6	4	4	11	5	1
	CHANGE	11 -	10 -	21 -	6 -	2 -	6 -	1 -	3 +	9 -	1 +	1 -

		PAGE 20 PART I ARRESTS BY CHARGE AND AGENCY TYPE			AGENCY TYPE									
		JUVENILE	ADULTS	GRAND TOTAL	CRIMINAL MURDER	HOMICIDE NEG	FORCIBLE MANSL	ROBBERY RAPE	AGGRAV ASSAULT	BURGLARY	LARCENY	AUTO THEFT		
MUNICIPAL	73	13	79	92	1	0	0	5	1	6	75	4		
	72	54	102	156	0	0	1	0	5	30	117	3		
	CHANGE	41 -	23 -	64 -	1 +	0	1 -	5 +	4 -	24 -	42 -	1 +		
BENWOOD PD	73	0	61	61	0	0	0	3	0	2	54	2		
	72	3	61	64	0	0	0	0	0	3	60	1		
	CHANGE	3 -	0	3 -	0	0	0	3 +	0	1 -	6 -	1 +		
CAMERON PD	73	0	0	0	0	0	0	0	0	0	0	0		
	72	0	0	0	0	0	0	0	0	0	0	0		
	CHANGE	0	0	0	0	0	0	0	0	0	0	0		
GLEN DALE PD	73	0	1	1	0	0	0	0	0	1	0	0		
	72	10	8	18	0	0	0	0	0	18	0	0		
	CHANGE	10 -	7 -	17 -	0	0	0	0	0	17 -	0	0		
MCMECHEN PD	73	0	0	0	0	0	0	0	0	0	0	0		
	72	0	0	0	0	0	0	0	0	0	0	0		
	CHANGE	0	0	0	0	0	0	0	0	0	0	0		
MOUNDSVILLE PD	73	13	17	30	1	0	0	2	1	3	21	2		
	72	41	33	74	0	0	1	0	5	9	57	2		
	CHANGE	28 -	16 -	44 -	1 +	0	1 -	2 +	4 -	6 -	36 -	0		

MASON COUNTY TOTAL		73	72	CHANGE	73	72	CHANGE	73	72	CHANGE	73	72	CHANGE
		18	75	57 +	30	28	2 +	0	1	1	7	55	27
		93	58	35 +	0	3	3 -	1	1	4	1	26	14
		1	0	1 -	1	0	1 +	1	7	3 -	6 +	29 +	13 +
		1	1	0	1	1	0	1	1	3 -	6 +	27 +	10
		2 -	2 -	0	1 +	1 +	0	3 -	6 +	29 +	13 +	9 -	9 -

RURAL	73	13	68	81	0	1	1	1	6	48	23	1
	72	9	11	20	0	2	0	0	0	11	5	2
	CHANGE	4 +	57 +	61 +	0	1 -	1 +	1 +	6 +	37 +	18 +	1 -
SHERIFF	73	8	56	64	0	0	1	1	3	42	17	0
	72	2	3	5	0	1	0	0	0	1	2	0
	CHANGE	6 +	53 +	59 +	0	1 -	1 +	1 +	3 +	41 +	15 +	1 -
STATE POLICE	73	5	12	17	0	1	0	0	3	6	6	1
	72	7	8	15	0	1	0	0	0	10	3	1
	CHANGE	2 -	4 +	2 +	0	0	0	0	3 +	4 -	3 +	0
MUNICIPAL	73	5	7	12	0	0	0	0	1	7	4	0
	72	21	17	38	0	1	0	4	1	15	9	8
	CHANGE	16 -	10 -	26 -	0	1 -	0	4 -	0	8 -	5 -	8 -

		PAGE 21 PART I ARRESTS BY CHARGE AND AGENCY TYPE										
		JUVENILE	ADULTS	GRAND TOTAL	CRIMINAL MURDER	HOMICIDE NEG MANSL	FORCIBLE RAPE	ROBBERY	AGGRAV ASSAULT	BURGLARY	LARCENY	AUTO THEFT
	73	5	0	9	0	0	0	0	1	5	3	0
CHANGE	72	14	11	27	0	1	0	0	1	11	9	5
	73	0	0	0	0	0	0	0	0	0	0	0
CHANGE	72	1	4	5	0	0	0	0	0	4	0	1
	73	2	1	3	0	0	0	0	0	2	1	0
CHANGE	72	4	2	6	0	0	0	4	0	0	0	2
	73	106	203	309	1	1	9	21	60	60	128	29
CHANGE	72	89	154	243	5	4	0	4	37	55	128	10
	73	35	81	116	1	1	6	16	23	23	34	12
CHANGE	72	30	64	94	4	4	0	0	23	39	19	5
	73	8	16	24	0	0	0	4	0	3	17	0
CHANGE	72	9	16	25	0	0	0	0	0	20	5	0
	73	27	65	92	1	1	6	12	23	20	17	12
CHANGE	72	21	48	69	4	4	0	0	23	19	14	5
	73	71	122	193	0	0	3	5	37	37	94	17
CHANGE	72	59	90	149	1	0	0	4	14	16	109	5
	73	0	0	0	0	0	0	0	0	0	0	0
CHANGE	72	0	0	0	0	0	0	0	0	0	0	0
	73	28	77	105	0	0	2	3	21	14	51	14
CHANGE	72	31	49	80	1	0	0	4	4	9	60	2
	73	43	45	88	0	0	1	2	16	23	43	3
CHANGE	72	27	40	67	0	0	0	0	10	6	49	2
	73	0	0	0	0	0	0	0	0	0	0	0
CHANGE	72	0	0	0	0	0	0	0	0	0	0	0
	73	9	35	44	2	3	0	0	8	18	9	4
CHANGE	72	61	55	116	1	1	2	1	9	35	61	6
	73	6	28	34	2	3	0	0	3	15	7	4
CHANGE	72	54	41	95	1	1	2	1	2	30	52	6
	73	0	0	0	0	0	0	0	0	0	0	0
CHANGE	72	0	1	1	0	0	0	0	0	1	0	0
	73	6	28	34	2	3	0	0	3	15	7	4
CHANGE	72	54	40	94	1	1	2	1	2	29	52	6
	73	3	7	10	0	0	0	0	5	3	2	0
CHANGE	72	7	14	21	0	0	0	0	7	5	9	0
	73	3	7	10	0	0	0	0	5	3	2	0
CHANGE	72	7	10	17	0	0	0	0	7	3	7	0
	73	0	0	0	0	0	0	0	0	0	0	0
CHANGE	72	0	0	0	0	0	0	0	0	0	0	0
	73	0	0	0	0	0	0	0	0	0	0	0
CHANGE	72	0	4	4	0	0	0	0	0	2	2	0
	73	24	39	62	2	2	4	0	13	24	13	4
CHANGE	72	30	24	60	3	1	3	6	8	31	7	1

		PAGE 23			AGENCY TYPE							
PART I ARRESTS BY CHARGE AND		JUVENILE	ADULTS	GRAND TOTAL	CRIMINAL MURDER	HOMICIDE NEG MANSL	FORCIBLE RAPE	ROBBERY	AGGRAV ASSAULT	BURGLARY	LARCENY	"AUTO" THEFT
RURAL	73	15	22	37	2	2	4	0	7	14	4	4
CHANGE	72	28 13 -	16 6 +	44 7 -	3 1 -	1 1 +	2 2 +	2 2 -	6 1 +	22 8 -	7 3 -	1 3 +
SHERIFF	73	4	8	12	0	0	2	0	3	6	1	0
CHANGE	72	15 11 -	9 1 -	24 12 -	1 1 -	0	2 2 +	2 2 -	6 3 -	11 5 -	4 3 -	0 0
STATE POLICE	73	11	14	25	2	2	2	0	4	8	3	4
CHANGE	72	13 2 -	7 7 +	20 5 +	2 0	1 1 +	2 2	0 0	0 4 +	11 3 -	3 0	1 3 +
MUNICIPAL	73	9	16	25	0	0	0	0	6	10	9	0
CHANGE	72	8 1 +	8 8 +	16 9 +	0 0	0 0	1 1 -	4 4 -	2 4 +	9 1 +	0 9 +	0 0
GILBERT PD	73	1	5	6	0	0	0	0	3	2	1	0
CHANGE	72	0 1 +	0 5 +	0 6 +	0 0	0 0	0 0	0 0	3 3 +	2 2 +	1 1 +	0 0
WILLIAMSON PD	73	8	11	19	0	0	0	0	3	8	8	0
CHANGE	72	0 8 +	7 4 +	7 12 +	0 0	0 0	1 1 -	4 4 -	1 2 +	1 7 +	0 8 +	0 0
KERRIT PD	73	0	0	0	0	0	0	0	0	0	0	0
CHANGE	72	0 0	1 1 -	1 1 -	0 0	0 0	0 0	0 0	1 1 -	0 0	0 0	0 0
DELBARTON PD	73	0	0	0	0	0	0	0	0	0	0	0
CHANGE	72	8 8 -	0 0	8 8 -	0 0	0 0	0 0	0 0	0 0	8 8 -	0 0	0 0
MATHEWAN PD	73	0	0	0	0	0	0	0	0	0	0	0
CHANGE	72	0 0	0 0	0 0	0 0	0 0	0 0	0 0	0 0	0 0	0 0	0 0
MONROGALIA COUNTY TOTAL	73	34	108	142	1	1	12	5	7	24	83	9
CHANGE	72	26 8 +	128 20 -	154 12 -	3 2 -	1 0	4 8 +	2 3 +	15 8 -	42 18 -	70 13 +	17 8 -

		PAGE 24			AGENCY TYPE							
PART I ARRESTS BY CHARGE AND		JUVENILE	ADULTS	GRAND TOTAL	CRIMINAL MURDER	HOMICIDE NEG MANSL	FORCIBLE RAPE	ROBBERY	AGGRAV ASSAULT	BURGLARY	LARCENY	"AUTO" THEFT
RURAL	73	21	47	68	1	1	5	3	4	17	30	7
CHANGE	72	16 5 +	57 10 -	73 5 -	1 1 -	0 1 +	4 1 +	3 2 +	8 4 -	32 15 -	17 13 +	9 2 -
SHERIFF	73	12	22	34	0	1	0	2	3	11	7	0
CHANGE	72	11 1 +	17 5 +	28 6 +	1 1 -	0 1 +	0 0	0 2 +	2 1 +	20 9 -	5 12 +	0 0
STATE POLICE	73	9	25	34	1	0	5	1	1	6	13	7
CHANGE	72	5 4 +	40 15 -	45 11 -	1 0	0 0	4 1 +	1 0	6 5 -	12 6 -	12 1 +	9 2 -
MUNICIPAL	73	13	61	74	0	0	7	2	3	7	53	2
CHANGE	72	10 3 +	71 10 -	81 7 -	1 1 -	1 1 -	0 7 +	1 1 +	7 4 -	10 3 -	53 0	8 6 -
MONROANTOWN PD	73	13	59	72	0	0	7	2	3	7	51	2
CHANGE	72	10 3 +	68 9 -	78 6 -	1 1 -	0 1 -	0 7 +	1 1 +	7 4 -	10 3 -	51 0	7 5 -
STAR CITY PD	73	0	2	2	0	0	0	0	0	0	2	0
CHANGE	72	0 0	3 1 -	3 1 -	0 0	0 0	0 0	0 0	0 0	0 0	2 2	0 1 -
MONROE COUNTY TOTAL	73	3	11	14	0	0	1	0	2	7	4	0
CHANGE	72	6 3 -	9 2 +	15 1 -	0 0	3 3 -	0 1 +	0 0	2 1 -	7 0	4 2 +	0 0

RURAL	73	3	11	14	0	0	1	0	2	7	4	0
CHANGE	72	6 3 -	9 2 +	15 1 -	0 0	3 3 -	0 1 +	0 0	3 1 -	7 0	2 2 +	0 0
SHERIFF	73	0	1	1	0	0	0	0	0	1	0	0
CHANGE	72	1 1 -	2 1 -	3 2 -	0 0	1 1 -	0 0	0 0	0 0	1 0	0 1 -	0 0
STATE POLICE	73	3	10	13	0	0	1	0	2	6	4	0
CHANGE	72	5 2 -	7 3 +	12 1 +	0 0	2 2 -	0 1 +	0 0	3 1 -	6 0	1 3 +	0 0
MUNICIPAL	73	0	0	0	0	0	0	0	0	0	0	0
CHANGE	72	0 0	0 0	0 0	0 0	0 0	0 0	0 0	0 0	0 0	0 0	0 0
UNION PD	73	0	0	0	0	0	0	0	0	0	0	0
CHANGE	72	0 0	0 0	0 0	0 0	0 0	0 0	0 0	0 0	0 0	0 0	0 0

		PAGE 25			PART I ARRESTS BY CHARGE AND AGENCY TYPE									
		JUVENILE	ADULTS	GRAND TOTAL	CRIMINAL MURDER	HOMICIDE NEG	FORCIBLE MANSL	ROBBERY RAPE	AGGRAV ASSAULT	BURGLARY	LARCENY	AUTO THEFT		
MORGAN COUNTY	TOTAL	73	12	20	32	0	0	0	0	3	20	6	3	
	72	20	22	42	0	1	0	0	4	27	9	1		
	CHANGE	8 -	2 -	10 -	0	1 -	0	0	1 -	7 -	3 -	2 +		
	RURAL	73	10	19	29	0	0	0	2	18	6	3		
	72	14	21	35	0	1	0	0	3	22	8	1		
	CHANGE	4 -	2 -	6 -	0	1 -	0	0	1 -	4 -	2 -	2 +		
	SHERIFF	73	3	9	12	0	0	0	2	8	2	0		
	72	3	3	6	0	1	0	0	0	3	2	0		
	CHANGE	0	6 +	6 +	0	1 -	0	0	2 +	5 +	0	0		
	STATE POLICE	73	7	10	17	0	0	0	0	10	4	3		
	72	-1	18	29	0	0	0	0	3	19	6	1		
	CHANGE	4 -	8 -	12 -	0	0	0	0	3 -	9 -	2 -	2 +		
	MUNICIPAL	73	2	1	3	0	0	0	1	2	0	0		
	72	6	1	7	0	0	0	0	1	5	1	0		
	CHANGE	4 -	0	4 -	0	0	0	0	0	3 -	1 -	0		
	BERKELEY SPRINGS PD	73	0	0	0	0	0	0	0	0	0	0		
	72	1	1	2	0	0	0	0	0	2	0	0		
	CHANGE	1 -	1 -	2 -	0	0	0	0	0	2 -	0	0		
	PAW-PAW PD	73	2	1	3	0	0	0	1	2	0	0		
	72	5	0	5	0	0	0	0	1	3	1	0		
	CHANGE	3 -	1 +	2 -	0	0	0	0	0	1 -	1 -	0		
NICHOLAS COUNTY	TOTAL	73	28	62	90	1	2	1	13	27	31	15		
	72	65	87	152	3	7	5	0	12	49	59	17		
	CHANGE	37 -	25 -	62 -	3 -	6 -	3 -	1 +	1 +	22 -	28 -	2 -		
	RURAL	73	14	45	59	0	1	2	9	20	14	13		
	72	49	65	114	3	7	5	0	3	41	42	13		
	CHANGE	35 -	20 -	55 -	3 -	6 -	3 -	0	6 +	21 -	28 -	0		
	SHERIFF	73	2	10	12	0	0	0	3	3	6	0		
	72	13	25	38	0	2	3	0	2	6	24	1		
	CHANGE	11 -	15 -	26 -	0	2 -	3 -	0	1 +	3 -	18 -	1 -		
	STATE POLICE	73	12	35	47	0	1	2	6	17	8	13		
	72	36	40	76	3	5	2	0	1	35	18	12		
	CHANGE	24 -	5 -	29 -	3 -	4 -	0	0	5 +	18 -	10 -	1 +		
	MUNICIPAL	73	14	17	31	0	0	0	1	4	7	2		
	72	16	22	38	0	0	0	0	9	9	17	4		
	CHANGE	2 -	5 -	7 -	0	0	0	1 +	5 -	1 -	0	2 -		
	RICHMOND PD	73	5	4	9	0	0	0	1	2	5	0		
	72	2	3	5	0	0	0	0	0	3	1	1		
	CHANGE	3 +	1 +	4 +	0	0	0	1 +	2 +	2 +	0	1 -		
	SUMMERSVILLE PD	73	9	13	22	0	0	0	4	2	16	2		
	72	14	19	33	0	0	0	0	5	5	16	3		
	CHANGE	5 -	6 -	11 -	0	0	0	0	7 -	3 -	0	1 -		
OHIO COUNTY	TOTAL	73	116	143	259	8	0	10	35	12	84	85	25	
	72	74	126	200	3	0	0	24	25	48	78	22		
	CHANGE	42 +	17 +	59 +	5 +	0	10 +	11 +	13 -	36 +	7 +	3 +		
	RURAL	73	28	51	79	6	0	7	14	4	26	11	11	
	72	0	21	21	0	0	0	2	7	11	0	1		
	CHANGE	28 +	30 +	58 +	6 +	0	7 +	12 +	3 -	15 +	11 +	10 +		
	SHERIFF	73	22	29	51	5	0	7	12	2	9	5	11	
	72	0	18	18	0	0	0	2	5	11	0	0		
	CHANGE	22 +	11 +	33 +	5 +	0	7 +	10 +	3 -	2 -	5 +	11 +		
	STATE POLICE	73	6	22	28	1	0	0	2	2	17	6	0	
	72	0	3	3	0	0	0	0	2	0	0	1		
	CHANGE	6 +	19 +	25 +	1 +	0	0	2 +	0	17 +	6 +	1 -		
	MUNICIPAL	73	88	92	180	2	0	3	21	8	58	74	14	
	72	74	105	179	3	0	0	22	18	37	78	21		
	CHANGE	14 +	13 -	1 +	1 -	0	3 +	1 -	10 -	21 +	4 -	7 -		
	WHEELING PD	73	88	92	180	2	0	3	21	8	58	74	14	
	72	74	105	179	3	0	0	22	18	37	78	21		
	CHANGE	14 +	13 -	1 +	1 -	0	3 +	1 -	10 -	21 +	4 -	7 -		
	TRIADPHIA PD	73	0	0	0	0	0	0	0	0	0	0	0	
	72	0	0	0	0	0	0	0	0	0	0	0		
	CHANGE	0	0	0	0	0	0	0	0	0	0	0		
PENDLETON COUNTY	TOTAL	73	2	12	14	0	0	0	2	3	9	0		
	72	6	18	24	0	1	0	0	3	11	8	1		
	CHANGE	4 -	6 -	10 -	0	1 -	0	0	1 -	8 -	1 +	1 -		

Page 27  
PART I ARRESTS BY CHARGE AND AGENCY TYPE

		JUVENILE	ADULTS	GRAND TOTAL	CRIMINAL MURDER	HOMICIDE NEG MANSL	FORCIBLE RAPE	ROBBERY	AGGRAV ASSAULT	BURGLARY	LARCENY	AUTO THEFT
RURAL	73	0	5	4	0	0	0	0	2	1	6	0
CHANGE	72	6 -	18 -	24 -	0	1 -	0	0	3	11 -	8 -	1 -
SHERIFF	73	0	0	0	0	0	0	0	0	0	0	0
CHANGE	72	3 -	3 -	6 -	0	0	0	0	0	6 -	0	0
STATE POLICE	73	0	9	9	0	0	0	0	2	1	6	0
CHANGE	72	3 -	15 -	18 -	0	1 -	0	0	3	5	8	1 -
MUNICIPAL	73	2	3	5	0	0	0	0	0	2	3	0
CHANGE	72	2 +	3 +	5 +	0	0	0	0	0	2 +	3 +	0
FRANKLIN PD	73	2	3	5	0	0	0	0	0	2	3	0
CHANGE	72	2 +	3 +	5 +	0	0	0	0	0	2 +	3 +	0
PLEASANTS COUNTY TOTAL	73	6	8	14	0	0	0	3	0	3	6	2
CHANGE	72	1	5	6	0	1 -	0	0	0	1	2	2

RURAL	73	1	5	6	0	0	0	3	0	0	1	2
CHANGE	72	1 +	0	1 +	0	1 -	0	3 +	0	0	1 -	0
SHERIFF	73	0	0	0	0	0	0	0	0	0	0	0
CHANGE	72	0	0	0	0	0	0	0	0	0	0	0
STATE POLICE	73	1	5	6	0	0	0	3	0	0	1	2
CHANGE	72	1 +	0	1 +	0	1 -	0	3 +	0	0	1 -	0
MUNICIPAL	73	5	3	8	0	0	0	0	0	3	5	0
CHANGE	72	4 +	3 +	7 +	0	0	0	0	0	2 +	5 +	0
MUNICIPAL	73	5	3	8	0	0	0	0	0	3	5	0
CHANGE	72	1	0	1	0	0	0	0	0	1	0	0

Page 28  
PART I ARRESTS BY CHARGE AND AGENCY TYPE

		JUVENILE	ADULTS	GRAND TOTAL	CRIMINAL MURDER	HOMICIDE NEG MANSL	FORCIBLE RAPE	ROBBERY	AGGRAV ASSAULT	BURGLARY	LARCENY	AUTO THEFT
POCAHONTAS COUNTY TOTAL	73	7	10	17	0	0	0	0	2	7	7	1
CHANGE	72	16	8	24	0	4 -	0	0	1	18	0	1
RURAL	73	7	8	15	0	0	0	0	2	7	6	0
CHANGE	72	16	8	24	0	4 -	0	0	1	18	0	1
SHERIFF	73	0	5	5	0	0	0	0	0	5	0	0
CHANGE	72	2 -	2 +	5	0	2 -	0	0	0	3 +	0	1 -
STATE POLICE	73	7	3	10	0	0	0	0	2	2	6	0
CHANGE	72	14	5	19	0	2 -	0	0	1	16	0	0
MUNICIPAL	73	0	2	2	0	0	0	0	0	0	1	1
CHANGE	72	0	2 +	2 +	0	0	0	0	0	0	1 +	1 +
MARLINTON PD	73	0	2	2	0	0	0	0	0	0	1	1
CHANGE	72	0	2 +	2 +	0	0	0	0	0	0	1 +	1 +

PRESTON COUNTY TOTAL	73	21	25	46	0	2	0	3	0	14	22	5
CHANGE	72	17	34	51	0	2	0	0	5	14	25	5
RURAL	73	20	24	44	0	2	0	2	0	14	21	5
CHANGE	72	14	32	46	0	2	0	0	5	12	24	3
SHERIFF	73	9	10	19	0	0	0	0	0	7	6	4
CHANGE	72	6 +	6 +	12 +	0	0	0	0	0	2 +	8 +	2 +
STATE POLICE	73	11	14	25	0	2	0	2	0	7	13	1
CHANGE	72	11	28	39	0	2	0	0	5	7	24	1
MUNICIPAL	73	1	1	2	0	0	0	1	0	0	1	0
CHANGE	72	3	2	5	0	0	0	0	0	2	1	2

		PAGE 29											
		PART I ARRESTS BY CHARGE AND				AGENCY TYPE							
		JUVFNILF	ADULTS	GRAND TOTAL	CRIMINAL MURDER	HOMICIDE NEG MANSL	FORCIBLE RAPE	ROBBERY	AGGRAV ASSAULT	BURGLARY	LARCENY	AUTO THEFT	
KINGWOOD PD	73	0	0	0	0	0	0	0	0	0	0	0	
	72	0	0	0	0	0	0	0	0	0	0	0	
	CHANGE	0	0	0	0	0	0	0	0	0	0	0	
TERRA ALTA PD	73	0	0	0	0	0	0	0	0	0	0	0	
	72	0	2	2	0	0	0	0	0	0	0	2	
	CHANGE	0	2 -	2 -	0	0	0	0	0	0	0	2 -	
ROWLESBURG PD	73	0	0	0	0	0	0	0	0	0	0	0	
	72	0	0	0	0	0	0	0	0	0	0	0	
	CHANGE	0	0	0	0	0	0	0	0	0	0	0	
MASONTOWN PD	73	1	1	2	0	0	0	1	0	0	1	0	
	72	3	0	3	0	0	0	0	0	2	0	0	
	CHANGE	2 -	1 +	1 -	0	0	0	1 +	0	2 -	0	0	
NEWBURG PD	73	0	0	0	0	0	0	0	0	0	0	0	
	72	0	0	0	0	0	0	0	0	0	0	0	
	CHANGE	0	0	0	0	0	0	0	0	0	0	0	
TUNNELTON PD	73	0	0	0	0	0	0	0	0	0	0	0	
	72	0	0	0	0	0	0	0	0	0	0	0	
	CHANGE	0	0	0	0	0	0	0	0	0	0	0	
PUTNAM COUNTY	TOTAL	73	35	61	96	0	0	1	1	12	23	52	7
	72	39	67	106	1	0	4	0	2	35	58	8	
	CHANGE	4 -	6 -	10 -	1 -	0	3 -	1 +	10 +	10 -	6 -	1 -	
RURAL	73	31	60	91	0	0	1	1	10	21	51	7	
	72	39	67	106	1	0	4	0	2	35	58	8	
	CHANGE	8 -	7 -	15 -	1 -	0	3 -	1 +	8 +	12 -	7 -	1 -	
SHERIFF	73	11	16	27	0	0	1	1	4	5	15	1	
	72	17	27	44	0	0	0	0	1	12	31	0	
	CHANGE	6 -	11 -	17 -	0	0	1 +	1 +	3 +	7 -	16 -	1 +	
STATE POLICE	73	20	44	64	0	0	0	0	6	16	36	6	
	72	22	40	62	1	0	4	0	1	21	27	8	
	CHANGE	2 -	4 +	2 +	1 -	0	4 -	0	5 +	5 -	9 +	2 -	
MUNICIPAL	73	4	1	5	0	0	0	0	2	2	1	0	
	72	0	0	0	0	0	0	0	0	0	0	0	
	CHANGE	4 +	1 +	5 +	0	0	0	0	2 +	2 +	1 +	0	

		PAGE 30											
		PART I ARRESTS BY CHARGE AND				AGENCY TYPE							
		JUVFNILF	ADULTS	GRAND TOTAL	CRIMINAL MURDER	HOMICIDE NEG MANSL	FORCIBLE RAPE	ROBBERY	AGGRAV ASSAULT	BURGLARY	LARCENY	AUTO THEFT	
HURRICANE PD	73	4	1	5	0	0	0	0	2	2	1	0	
	72	0	0	0	0	0	0	0	0	0	0	0	
	CHANGE	4 +	1 +	5 +	0	0	0	0	2 +	2 +	1 +	0	
RALEIGH COUNTY	TOTAL	73	129	329	458	8	6	4	14	63	105	227	31
	72	179	335	514	9	12	6	17	78	104	264	24	
	CHANGE	50 -	6 -	56 -	1 -	6 -	2 -	3 -	15 -	1 +	37 -	7 +	
RURAL	73	44	156	200	5	6	4	9	37	73	45	21	
	72	41	148	189	7	9	3	10	53	50	41	16	
	CHANGE	3 +	8 +	11 +	2 -	3 -	1 +	1 -	16 -	23 +	4 +	5 +	
SHERIFF	73	12	15	27	0	0	0	0	5	13	4	5	
	72	7	35	42	0	0	0	2	20	9	8	3	
	CHANGE	5 +	20 -	15 -	0	0	0	2 -	15 -	4 +	4 -	2 +	
STATE POLICE	73	32	141	173	5	6	4	9	32	60	41	16	
	72	34	113	147	7	9	3	8	33	41	33	13	
	CHANGE	2 -	28 +	26 +	2 -	3 -	1 +	1 +	1 -	19 +	8 +	3 +	
MUNICIPAL	73	85	173	258	3	0	0	5	26	32	182	10	
	72	138	187	325	2	3	3	7	25	54	223	8	
	CHANGE	53 -	14 -	67 -	1 +	3 -	3 -	2 -	1 +	22 -	41 -	2 +	
BECKLEY PD	73	83	170	253	3	0	0	5	26	28	181	10	
	72	137	185	317	2	3	3	7	24	50	220	8	
	CHANGE	49 -	15 -	64 -	1 +	3 -	3 -	2 -	2 +	22 -	39 -	2 +	
MABSCOTT PD	73	0	1	1	0	0	0	0	0	0	1	0	
	72	5	2	7	0	0	0	0	1	3	3	0	
	CHANGE	5 -	1 -	6 -	0	0	0	0	1 -	3 -	2 -	0	
SOPHIA PD	73	2	2	4	0	0	0	0	0	4	0	0	
	72	1	0	1	0	0	0	0	0	1	0	0	
	CHANGE	1 +	2 +	3 +	0	0	0	0	0	3 +	0	0	
RANDOLPH COUNTY	TOTAL	73	33	55	88	3	0	0	3	25	47	10	
	72	27	49	76	0	1	0	0	9	18	36	12	
	CHANGE	6 +	6 +	12 +	3 +	1 -	0	0	6 -	7 +	11 +	2 -	
RURAL	73	29	50	79	3	0	0	0	3	22	44	7	
	72	21	46	67	0	0	0	0	7	12	36	12	
	CHANGE	8 +	4 +	12 +	3 +	0	0	0	4 -	10 +	8 +	5 -	

		PAGE 31			AGENCY TYPE							
PART I ARRESTS BY CHARGE AND GRAND TOTAL		JUVENILE	ADULTS	GRAND TOTAL	MURDER	HOMICIDE NEG MANSL	FORCIBLE RAPE	ROBBERY	AGGRAV ASSAULT	BURGLARY	LARCENY	AUTO THEFT
SHERIFF	73	0	0	0	0	0	0	0	0	0	0	0
CHANGE	72	0	0	0	0	0	0	0	0	0	0	0
STATE POLICE	73	29	50	79	3	0	0	0	3	22	44	7
CHANGE	72	21 +	46 +	67 +	0 +	0	0	0	4 -	10 +	38 +	12 -
MUNICIPAL	73	4	5	9	0	0	0	0	0	3	3	3
CHANGE	72	6 -	3 +	3	0	1 -	0	0	2 -	6 -	0 +	0 +
ELKINS PD	73	4	5	9	0	0	0	0	0	3	3	3
CHANGE	72	6 -	3 +	3	0	1 -	0	0	2 -	6 -	0 +	0 +
RITCHIE COUNTY	TOTAL	73	1	12	13	0	0	0	0	7	4	2
CHANGE	72	1	14	15	0	1 -	2 -	0	1 -	1	6	4
RURAL	73	1	12	13	0	0	0	0	0	7	4	2
CHANGE	72	0	2 -	2 -	0	1 -	2 -	0	1 -	6 +	2 -	2 -
SHERIFF	73	0	0	0	0	0	0	0	0	0	0	0
CHANGE	72	0	0	0	0	0	0	0	0	0	0	0
STATE POLICE	73	1	12	13	0	0	0	0	0	7	4	2
CHANGE	72	1	14	15	0	1 -	2 -	0	1 -	1	6	4
MUNICIPAL	73	0	0	0	0	0	0	0	0	0	0	0
CHANGE	72	0	0	0	0	0	0	0	0	0	0	0
PENNSBORO PD	73	0	0	0	0	0	0	0	0	0	0	0
CHANGE	72	0	0	0	0	0	0	0	0	0	0	0
ROANE COUNTY	TOTAL	73	19	23	42	1	2	0	0	9	21	7
CHANGE	72	15 +	40 -	55 -	1 +	1 +	0	0	7 -	22 -	23 -	1 +
RURAL	73	17	19	36	1	2	0	0	1	9	18	5
CHANGE	72	14 +	35 -	49 -	1 +	1 +	0	1 -	7 -	21 -	19 -	0 +
SHERIFF	73	6	2	8	0	0	0	0	0	4	4	0
CHANGE	72	0 +	1 +	1 +	0	0	0	0	1 -	4 +	4 +	0
STATE POLICE	73	11	17	28	1	2	0	0	1	5	14	5
CHANGE	72	14 -	34 -	48 -	0 +	1 +	0	1 -	6 -	21 -	19 -	0 +
MUNICIPAL	73	2	4	6	0	0	0	0	1	0	3	2
CHANGE	72	1 +	5 -	6	0	0	0	0	1 +	1 -	4 -	1 +
SPENCER PD	73	2	4	6	0	0	0	0	1	0	3	2
CHANGE	72	1 +	5 -	6	0	0	0	0	0	1 -	4 -	1 +
SUMMERS COUNTY	TOTAL	73	12	8	20	0	0	0	5	10	5	0
CHANGE	72	7 +	6 +	13 +	0	0	0	0	4 +	8 +	7 -	3 -
RURAL	73	4	7	11	0	0	0	0	5	2	4	0
CHANGE	72	3 +	1 +	4 +	0	0	0	0	4 +	1 +	1 -	2 -
SHERIFF	73	0	0	0	0	0	0	0	0	0	0	0
CHANGE	72	0	0	0	0	0	0	0	0	0	0	0
STATE POLICE	73	4	7	11	0	0	0	0	5	2	4	0
CHANGE	72	3 +	6 +	9 +	0	0	0	0	4 +	1 +	1 -	2 -
MUNICIPAL	73	8	1	9	0	0	0	0	0	8	1	0
CHANGE	72	4 +	0 +	4 +	0	0	0	0	0	7 +	2 -	1 -
HINTON PD	73	8	1	9	0	0	0	0	0	8	1	0
CHANGE	72	4 +	0 +	4 +	0	0	0	0	0	1	2	1

		PAGE 33										
		PART I ARRESTS BY CHARGE AND AGENCY TYPE										
		JUVENILE	ADULTS	GRAND TOTAL	CRIMINAL MURDER	HOMICIDE NEG	FORCIBLE RAPE	ROBBERY	AGGRAV ASSAULT	BURGLARY	LARCENY	AUTO THEFT
TAYLOR COUNTY	TOTAL	73	19	25	44	0	2	1	0	9	13	11
	CHANGE	72	12 +	35 -	47 -	0	1 +	0	18	13	7	8
			7 +	10 -	3 -	0	1 +	1 +	9 -	0	1 +	3 +
	RURAL	73	18	25	43	0	2	1	0	9	13	11
	CHANGE	72	12 +	35 -	47 -	0	1 +	0 +	18	13	7	8
			6 +	10 -	4 -	0	1 +	1 +	9 -	0	0	3 +
	SHERIFF	73	16	23	39	0	1	1	0	9	10	11
	CHANGE	72	12 +	23 -	45 -	0	1	0	17	13	6	8
			4 +	10 -	6 -	0	0	1 +	8 -	3 -	1 +	3 +
	STATE POLICE	73	2	2	4	0	1	0	0	3	0	0
	CHANGE	72	0	2	2	0	0	0	1	0	1	0
			2 +	0	2 +	0	1 +	0	1 -	3 +	1 -	0
	MUNICIPAL	73	1	0	1	0	0	0	0	0	1	0
	CHANGE	72	0	0	0	0	0	0	0	0	0	0
			1 +	0	1 +	0	0	0	0	0	1 +	0
	GRAFTON PD	73	1	0	1	0	0	0	0	0	1	0
	CHANGE	72	0	0	0	0	0	0	0	0	0	0
			1 +	0	1 +	0	0	0	0	0	1 +	0
TUCKER COUNTY	TOTAL	73	15	18	33	0	1	0	0	3	13	16
	CHANGE	72	8	14	22	0	0	0	2	7	6	7
			7 +	4 +	11 +	0	1 +	0	2 -	4 -	7 +	9 +
	RURAL	73	13	17	30	0	1	0	0	2	11	16
	CHANGE	72	6	7	13	0	0	0	0	4	2	7
			7 +	10 +	17 +	0	1 +	0	0	2 -	9 +	9 +
	SHERIFF	73	3	5	8	0	0	0	0	0	2	6
	CHANGE	72	0	1	1	0	0	0	0	0	1	0
			3 +	4 +	7 +	0	0	0	0	0	1 +	6 +
	STATE POLICE	73	10	12	22	0	1	0	0	2	9	10
	CHANGE	72	6	6	12	0	0	0	0	4	1	7
			4 +	6 +	10 +	0	1 +	0	0	2 -	8 +	3 +
	MUNICIPAL	73	2	1	3	0	0	0	0	1	2	0
	CHANGE	72	2	7	9	0	0	0	2	3	4	0
			0	0 -	0 -	0	0	0	2 -	2 -	2 -	0
PARSONS PD	TOTAL	73	0	3	3	0	0	0	0	0	0	0
	CHANGE	72	0	2	2	0	0	0	0	0	2	0
			0	2 -	2 -	0	0	0	0	0	2 -	0
THOMAS PD	TOTAL	73	2	1	3	0	0	0	0	1	2	0
	CHANGE	72	2	5	7	0	0	0	2	3	2	0
			0	4 -	4 -	0	0	0	2 -	2 -	0	0
TYLER COUNTY	TOTAL	73	0	7	7	0	0	0	1	2	3	1
	CHANGE	72	8	10	18	0	0	0	0	9	3	6
			8 -	3 -	11 -	0	0	0	1 +	0	0	5 -
	RURAL	73	0	2	2	0	0	0	0	0	1	1
	CHANGE	72	6	10	16	0	0	0	0	8	2	6
			6 -	8 -	14 -	0	0	0	0	8 -	1 -	5 -
	SHERIFF	73	0	0	0	0	0	0	0	0	0	0
	CHANGE	72	0	0	0	0	0	0	0	0	0	0
			0	0	0	0	0	0	0	0	0	0
	STATE POLICE	73	0	2	2	0	0	0	0	0	1	1
	CHANGE	72	6	10	16	0	0	0	0	8	2	6
			6 -	8 -	14 -	0	0	0	0	8 -	1 -	5 -
	MUNICIPAL	73	0	5	5	0	0	0	1	2	2	0
	CHANGE	72	2	0	2	0	0	0	0	1	1	0
			2 -	5 +	3 +	0	0	0	1 +	0	1 +	0
	PADEN CITY PD	73	0	3	3	0	0	0	1	2	0	0
	CHANGE	72	0	0	0	0	0	0	0	0	0	0
			0	3 +	3 +	0	0	0	1 +	0	2 +	0
	SISTERSVILLE PD	73	0	2	2	0	0	0	0	0	2	0
	CHANGE	72	2	0	2	0	0	0	0	1	1	0
			2 -	2 +	0	0	0	0	0	1 -	1 +	0
	MIDDLEBOURNE PD	73	0	0	0	0	0	0	0	0	0	0
	CHANGE	72	0	0	0	0	0	0	0	0	0	0
			0	0	0	0	0	0	0	0	0	0
UPSHUR COUNTY	TOTAL	73	12	24	36	0	0	1	2	6	24	3
	CHANGE	72	15	26	41	1	0	3	0	7	27	1
			3 -	2 -	5 -	1 -	0	2 -	2 +	1 -	3 -	2 +



		PAGE 35											
		PART I ARRESTS BY CHARGE AND AGENCY TYPE			AGENCY TYPE								
		JUVENILE	ADULTS	GRAND TOTAL	CRIMINAL MURDER	HOMICIDE NEG	FORCIBLE RAPE	ROBBERY	AGGRAV ASSAULT	BURGLARY	LARCENY	AUTO THEFT	
RURAL	73	4	22	31	0	0	1	2	0	5	20	3	
CHANGE	72	2 +	2 -	0	1 -	0	2 -	2 +	2 -	2 -	3 +	2 +	
SHERIFF	73	5	7	12	0	0	0	1	0	4	5	2	
CHANGE	72	4 +	4 +	8 +	0	0	0	1 +	0	4 +	2 +	1 +	
STATE POLICE	73	4	15	19	0	0	1	1	0	1	15	1	
CHANGE	72	2 -	6 -	6 -	1 -	0	2 -	1 +	2 -	6 -	1 +	1 +	
MUNICIPAL	73	5	2	5	0	0	0	0	0	1	4	0	
CHANGE	72	5 -	0	5 -	0	0	0	0	0	1 +	6 -	0	
BUCKHANNON PD	73	3	2	5	0	0	0	0	0	1	4	0	
CHANGE	72	5 -	0	5 -	0	0	0	0	0	1 +	6 -	0	

WAYNE COUNTY		TOTAL	73	72	73	72	73	72	73	72	73	72
		CHANGE	19 -	5 -	24 -	0	1 +	1 -	2 -	6 +	28 -	1 +

RURAL	73	21	30	51	2	1	1	1	7	26	10	3
CHANGE	72	17 -	7 -	24 -	0	1 +	1 -	2 -	5 +	29 -	3 +	1 -
SHERIFF	73	4	9	13	2	0	0	0	0	9	0	2
CHANGE	72	9 -	3 -	12 -	2 +	0	2 -	0	1 -	19 -	3 -	2 +
STATE POLICE	73	17	21	38	0	1	1	1	7	17	10	1
CHANGE	72	8 -	4 -	12 -	2 -	1 +	1 +	2 -	6 +	19 -	6 +	3 -
MUNICIPAL	73	0	3	3	0	0	0	0	1	2	0	0
CHANGE	72	2 -	2 +	0	0	0	0	0	1 +	1 +	2 -	0
CEREDO PD	73	0	2	2	0	0	0	0	0	2	0	0
CHANGE	72	2 -	2 +	0	0	0	0	0	0	2 +	2 -	0

		PAGE 36											
		PART I ARRESTS BY CHARGE AND AGENCY TYPE			AGENCY TYPE								
		JUVENILE	ADULTS	GRAND TOTAL	CRIMINAL MURDER	HOMICIDE NEG	FORCIBLE RAPE	ROBBERY	AGGRAV ASSAULT	BURGLARY	LARCENY	AUTO THEFT	
KENDVA PD	73	0	1	1	0	0	0	0	1	0	0	0	
CHANGE	72	0	0	0	0	0	0	0	1 +	1 -	0	0	
WAYNE PD	73	0	0	0	0	0	0	0	0	0	0	0	
CHANGE	72	0	0	0	0	0	0	0	0	0	0	0	
FORT GAY PD	73	0	0	0	0	0	0	0	0	0	0	0	
CHANGE	72	0	0	0	0	0	0	0	0	0	0	0	

WEBSTER COUNTY		TOTAL	73	72	73	72	73	72	73	72	73	72
		CHANGE	2 +	22 +	24 +	3 +	0	1 +	3 +	2 -	12 +	14 +

RURAL	73	13	48	61	3	0	1	4	8	28	17	0
CHANGE	72	2 +	22 +	24 +	3 +	0	1 +	3 +	2 -	12 +	14 +	7 -
SHERIFF	73	0	3	3	0	0	0	2	1	0	0	0
CHANGE	72	0	3 +	3 +	0	0	0	2 +	1 +	0	0	0
STATE POLICE	73	13	45	58	3	0	1	2	7	28	17	0
CHANGE	72	2 +	19 +	21 +	3 +	0	1 +	1 +	3 -	12 +	14 +	7 -
MUNICIPAL	73	0	0	0	0	0	0	0	0	0	0	0
CHANGE	72	0	0	0	0	0	0	0	0	0	0	0
WEBSTER SPRINGS PD	73	0	0	0	0	0	0	0	0	0	0	0
CHANGE	72	0	0	0	0	0	0	0	0	0	0	0
COMEN PD	73	0	0	0	0	0	0	0	0	0	0	0
CHANGE	72	0	0	0	0	0	0	0	0	0	0	0

WETZEL COUNTY		TOTAL	73	72	73	72	73	72	73	72	73	72
		CHANGE	4 +	5 +	14 +	1 +	0	1 -	2 -	3 -	1 -	6 +

			PAGE 37			PART I ARRESTS BY CHARGE AND AGENCY TYPE							
			JUVENILE	ADULTS	GRAND TOTAL	CRIMINAL MURDER	HOMICIDE NFG MANSL	FORCIBLE RAPE	ROBBERY	AGGRAV ASSAULT	BURGLARY	LARCENY	AUTO THEFT
RURAL	73	4	15	17	1	0	0	1	0	9	0	6	
CHANGE	72	5	14	19	1	0	0	3	2	9	3	1	
		1 -	1 -	2 -	1 +	0	0	1 -	2 -	0	3 -	5 +	
SHERIFF	73	1	5	6	0	0	0	0	0	6	0	0	
CHANGE	72	0	6	6	0	0	1	0	1	4	0	0	
		1 +	1 -	0	0	0	1 -	0	1 -	2 +	0	0	
STATE POLICE	73	3	8	11	1	0	0	1	0	3	0	6	
CHANGE	72	5	8	13	0	0	0	3	1	5	3	1	
		2 -	0	2 -	1 +	0	0	2 -	1 -	2 -	3 -	5 +	
MUNICIPAL	73	17	15	30	0	0	0	0	0	5	24	1	
CHANGE	72	7	7	14	0	0	0	0	1	6	7	0	
		10 +	6 +	16 +	0	0	0	0	1 -	1 -	17 +	1 +	
HUNDRED PD	73	0	0	0	0	0	0	0	0	0	0	0	
CHANGE	72	0	0	0	0	0	0	0	0	0	0	0	
		0	0	0	0	0	0	0	0	0	0	0	
NEW MARTINSVILLE PD	73	17	13	30	0	0	0	0	0	5	24	1	
CHANGE	72	7	7	14	0	0	0	0	1	6	7	0	
		10 +	6 +	16 +	0	0	0	0	1 -	1 -	17 +	1 +	
PINE GROVE PD	73	0	0	0	0	0	0	0	0	0	0	0	
CHANGE	72	0	0	0	0	0	0	0	0	0	0	0	
		0	0	0	0	0	0	0	0	0	0	0	
<b>WIRT COUNTY</b>	<b>TOTAL</b>	<b>73</b>	<b>0</b>	<b>7</b>	<b>7</b>	<b>0</b>	<b>0</b>	<b>1</b>	<b>0</b>	<b>1</b>	<b>1</b>	<b>3</b>	<b>1</b>
	<b>CHANGE</b>	<b>72</b>	<b>3</b>	<b>4</b>	<b>7</b>	<b>0</b>	<b>0</b>	<b>0</b>	<b>0</b>	<b>2</b>	<b>0</b>	<b>5</b>	<b>0</b>
			3 -	3 +	0	0	0	1 +	0	1 -	1 +	2 -	1 +

RURAL	73	0	7	7	0	0	1	0	1	1	3	1	
CHANGE	72	3	4	7	0	0	0	0	2	0	5	0	
		3 -	3 +	0	0	0	1 +	0	1 -	1 +	2 -	1 +	
SHERIFF	73	0	1	1	0	0	0	0	0	1	0	0	
CHANGE	72	0	0	0	0	0	0	0	0	0	0	0	
		0	1 +	1 +	0	0	0	0	0	1 +	0	0	
STATE POLICE	73	0	6	6	0	0	1	0	1	0	3	1	
CHANGE	72	3	4	7	0	0	0	0	2	0	5	0	
		3 -	2 +	1 -	0	0	1 +	0	1 -	0	2 -	1 +	
<b>WOOD COUNTY</b>	<b>TOTAL</b>	<b>73</b>	<b>107</b>	<b>176</b>	<b>283</b>	<b>3</b>	<b>0</b>	<b>0</b>	<b>9</b>	<b>8</b>	<b>75</b>	<b>157</b>	<b>31</b>
	<b>CHANGE</b>	<b>72</b>	<b>32</b>	<b>179</b>	<b>211</b>	<b>1</b>	<b>3</b>	<b>2</b>	<b>18</b>	<b>12</b>	<b>44</b>	<b>97</b>	<b>34</b>
			75 +	3 -	72 +	2 +	3 -	2 -	9 -	4 -	31 +	60 +	3 -
RURAL	73	34	88	122	0	0	0	4	4	34	59	21	
CHANGE	72	12	58	70	0	1	0	5	9	8	34	12	
		22 +	30 +	52 +	0	1 -	1 -	1 -	5 -	26 +	25 +	9 +	
SHERIFF	73	15	61	76	0	0	0	4	1	17	45	9	
CHANGE	72	3	44	47	0	1	1	5	6	4	25	5	
		12 +	17 +	29 +	0	1 -	1 -	1 -	5 -	13 +	20 +	4 +	
STATE POLICE	73	19	27	46	0	0	0	0	3	17	14	12	
CHANGE	72	9	14	23	0	0	0	0	3	4	9	7	
		10 +	13 +	23 +	0	0	0	0	0	13 +	5 +	5 +	
MUNICIPAL	73	73	88	161	3	0	0	5	4	41	98	10	
CHANGE	72	20	121	141	1	2	1	13	3	36	63	22	
		53 +	35 -	20 +	2 +	2 -	1 -	8 -	1 +	5 +	35 +	12 -	
PARKERSBURG PD	73	62	87	149	3	0	0	5	4	34	93	10	
CHANGE	72	17	116	133	1	2	1	13	2	34	59	21	
		45 +	29 -	16 +	2 +	2 -	1 -	8 -	2 +	0	34 +	11 -	
VIENNA PD	73	5	0	5	0	0	0	0	0	5	0	0	
CHANGE	72	0	1	1	0	0	0	0	1	0	0	0	
		5 +	1 -	4 +	0	0	0	0	1 -	5 +	0	0	
WILLIAMSTOWN PD	73	6	1	7	0	0	0	0	0	2	5	0	
CHANGE	72	3	4	7	0	0	0	0	0	2	4	1	
		3 +	3 -	0	0	0	0	0	0	0	1 +	1 -	

<b>WYOMING COUNTY</b>	<b>TOTAL</b>	<b>73</b>	<b>3</b>	<b>19</b>	<b>22</b>	<b>0</b>	<b>1</b>	<b>5</b>	<b>3</b>	<b>2</b>	<b>3</b>	<b>4</b>	<b>4</b>
	<b>CHANGE</b>	<b>72</b>	<b>13</b>	<b>40</b>	<b>59</b>	<b>2</b>	<b>2</b>	<b>2</b>	<b>1</b>	<b>11</b>	<b>20</b>	<b>15</b>	<b>6</b>
			10 -	27 -	37 -	2 -	1 -	3 +	2 +	9 -	17 -	11 -	2 -
RURAL	73	7	10	18	0	1	3	3	2	3	2	4	
CHANGE	72	13	47	55	2	2	1	1	11	19	14	5	
		11 -	26 -	37 -	2 -	1 -	2 +	2 +	9 -	16 -	12 -	1 -	
SHERIFF	73	0	1	1	0	0	1	0	0	0	0	0	
CHANGE	72	4	2	6	0	0	0	0	0	5	0	1	
		4 -	1 -	5 -	0	0	1 +	0	0	5 -	0	1 -	

		PAGE 39		PART I ARRESTS BY CHARGE AND AGENCY TYPE								
		JUVENILE	ADULTS	GRAND TOTAL	CRIMINAL MURDER	HOMICIDE NEG MANSL	FORCIBLE RAPE	ROBBERY	AGGRAV ASSAULT	BURGLARY	LARCENY	"AUTO" THEFT
STATE POLICE	73	2	15	17	0	1	2	3	2	3	2	4
	72	9	40	49	2	2	1	1	11	14	14	4
	CHANGE	7 -	25 -	32 -	2 -	1 -	1 +	2 +	9 -	11 -	12 -	0
MUNICIPAL	73	1	3	4	0	0	2	0	0	0	2	0
	72	0	4	4	0	0	1	0	0	1	1	1
	CHANGE	1 +	1 -	0	0	0	1 +	0	0	1 -	1 +	1 -
MULLENS PD	73	0	0	0	0	0	0	0	0	0	0	0
	72	0	0	0	0	0	0	0	0	0	0	0
	CHANGE	0	0	0	0	0	0	0	0	0	0	0
PINEVILLE PD	73	0	0	0	0	0	0	0	0	0	0	0
	72	0	0	0	0	0	0	0	0	0	0	0
	CHANGE	0	0	0	0	0	0	0	0	0	0	0
OCEANA PD	73	1	3	4	0	0	2	0	0	0	2	0
	72	0	4	4	0	0	1	0	0	1	1	1
	CHANGE	1 +	1 -	0	0	0	1 +	0	0	1 -	1 +	1 -



## **PART II ARRESTS BY CHARGE AND AGENCY TYPE**

The report in this section details the number of persons arrested for Part II Offenses for the reporting periods of 1972 and 1973. Definitions for each of the Part II Offenses may be found in this book in the Table of Contents under the category entitled "Classification of Offenses".

				PAGE 1		AGENCY TYPE									
		PART II ARRESTS BY CHARGE AND		GRAND TOTAL		OTHER ASSAULTS		ARSGN	FORGERY	FRAUD	EMBEZZLE	STOLEN PROPERTY	VANDAL	ILLEGAL WEAPONS	
		JUVENILE	ADULTS	JUVENILE	ADULTS	JUVENILE	ADULTS								
WEST VIRGINIA	TOTAL	73	5468	57938	63406	2600	86	257	1348	32	273	712	842		
	CHANGE	72	4618	51626	56244	2621	47	357	1107	36	279	585	781		
			890 +	6312 +	7162 +	21 -	39 +	100 -	241 +	4 -	6 -	127 +	61 +		
	RURAL	73	2574	30342	32916	1647	62	182	1266	20	190	479	564		
	CHANGE	72	1787	24557	26344	1528	33	249	1033	30	141	309	449		
			787 +	5785 +	6572 +	119 +	29 +	67 -	233 +	10 -	49 +	170 +	115 +		
	SHERIFF'S	73	1215	12305	13520	618	32	68	432	7	60	153	146		
	CHANGE	72	718	7780	8498	470	6	113	219	20	37	108	80		
			497 +	4525 +	5022 +	148 +	26 +	45 -	213 +	13 -	23 +	45 +	66 +		
	STATE POLICE	73	1350	17983	19333	1029	30	114	834	13	130	326	418		
	CHANGE	72	1069	16777	17846	1058	27	136	814	10	104	201	369		
			281 +	1206 +	1487 +	29 -	3 +	22 -	20 +	3 +	26 +	125 +	49 +		
	MUNICIPAL	73	2894	27596	30490	953	24	75	82	12	83	233	278		
	CHANGE	72	2831	27069	29900	1093	14	108	74	6	138	276	332		
			63 +	527 +	590 +	140 -	10 +	33 -	8 +	6 +	55 -	43 -	54 -		
HARBOR COUNTY	TOTAL	73	33	542	575	11	2	0	30	0	5	8	3		
	CHANGE	72	25	440	465	16	1	2	33	0	2	25	6		
			8 +	102 +	110 +	5 -	1 +	2 -	3 -	0	3 +	17 -	3 -		
	RURAL	73	32	219	251	11	2	0	30	0	5	8	3		
	CHANGE	72	22	196	218	16	1	2	33	0	2	23	5		
			10 +	23 +	33 +	5 -	1 +	2 -	3 -	0	3 +	15 -	2 -		
	SHERIFF	73	13	99	112	4	2	0	2	0	0	2	1		
	CHANGE	72	5	17	22	0	0	0	1	0	0	7	0		
			8 +	82 +	90 +	4 +	2 +	0	1 +	0	0	5 -	1 +		
	STATE POLICE	73	19	120	139	7	0	0	28	0	5	6	2		
	CHANGE	72	17	179	196	16	1	2	32	0	2	16	5		
			2 +	59 -	57 -	9 -	1 -	2 -	4 -	0	3 +	10 -	3 -		
	MUNICIPAL	73	1	323	324	0	0	0	0	0	0	0	0		
	CHANGE	72	3	244	247	0	0	0	0	0	0	2	1		
			2 -	79 +	77 +	0	0	0	0	0	0	2 -	1 -		
	BELLINGTON PD	73	0	174	174	0	0	0	0	0	0	0	0		
	CHANGE	72	0	77	77	0	0	0	0	0	0	0	0		
			0	97 +	97 +	0	0	0	0	0	0	0	0		
	PHILIPPI PD	73	1	149	150	0	0	0	0	0	0	0	0		
	CHANGE	72	3	167	170	0	0	0	0	0	0	2	1		
			2 -	18 -	20 -	0	0	0	0	0	0	2 -	1 -		
BERKELEY COUNTY	TOTAL	73	181	1426	1607	112	0	4	17	1	17	12	28		
	CHANGE	72	100	955	1055	87	0	4	28	0	1	20	8		
			81 +	471 +	552 +	25 +	0	0	11 -	1 +	16 +	8 -	20 +		

				PAGE 3		AGENCY TYPE									
		PART II ARRESTS BY CHARGE AND		GRAND TOTAL		OTHER ASSAULTS		ARSON	FORGERY	FRAUD	EMBEZZLE	STOLEN PROPERTY	VANDAL	ILLEGAL WEAPONS	
		JUVENILE	ADULTS	JUVENILE	ADULTS	JUVENILE	ADULTS								
	RURAL	73	76	750	826	67	0	3	17	1	16	2	23		
	CHANGE	72	49	467	516	74	0	4	28	0	1	12	8		
			27 +	283 +	310 +	7 -	0	1 -	11 -	1 +	15 +	10 -	15 +		
	SHERIFF	73	44	345	389	33	0	1	13	1	4	2	7		
	CHANGE	72	44	246	290	64	0	4	28	0	0	12	6		
			0	99 +	99 +	31 -	0	3 -	15 -	1 +	4 +	10 -	1 +		
	STATE POLICE	73	32	405	437	34	0	2	4	0	12	0	16		
	CHANGE	72	5	221	226	10	0	0	0	0	1	0	2		
			27 +	184 +	211 +	24 +	0	2 +	4 +	0	11 +	0	14 +		
	MUNICIPAL	73	105	676	781	45	0	1	0	0	1	10	5		
	CHANGE	72	51	488	539	13	0	0	0	0	0	8	0		
			54 +	188 +	242 +	32 +	0	1 +	0	0	1 +	2 +	5 +		
MARTINSBURG PD	TOTAL	73	105	676	781	45	0	1	0	0	1	10	5		
	CHANGE	72	51	488	539	13	0	0	0	0	0	8	0		
			54 +	188 +	242 +	32 +	0	1 +	0	0	1 +	2 +	5 +		
BOONE COUNTY	TOTAL	73	74	932	1006	41	0	4	4	0	6	6	12		
	CHANGE	72	61	752	813	40	0	4	15	0	0	20	13		
			13 +	180 +	193 +	1 +	0	0	11 -	0	6 +	14 -	1 -		
	RURAL	73	34	671	705	39	0	4	4	0	6	2	11		
	CHANGE	72	29	480	509	38	0	3	15	0	0	16	12		
			5 +	191 +	196 +	1 +	0	1 +	11 -	0	6 +	14 -	1 -		
	SHERIFF	73	21	453	474	26	0	2	0	0	0	2	2		
	CHANGE	72	7	71	78	5	0	0	0	0	0	2	0		
			14 +	382 +	396 +	21 +	0	2 +	0	0	0	0	2 +		
	STATE POLICE	73	13	218	231	13	0	2	4	0	6	0	9		
	CHANGE	72	22	409	431	33	0	3	15	0	0	14	12		
			9 -	191 -	200 -	20 -	0	1 -	11 -	0	6 +	14 -	3 -		
	MUNICIPAL	73	40	261	301	2	0	0	0	0	0	4	1		
	CHANGE	72	32	272	304	2	0	1	0	0	0	4	1		
			8 +	11 -	3 -	0	0	1 -	0	0	0	0	0		
	MADISON PD	73	34	168	202	2	0	0	0	0	0	4	1		
	CHANGE	72	28	192	220	2	0	1	0	0	0	0	0		
			6 +	24 -	18 -	0	0	1 -	0	0	0	4 +	1 +		
	WHITESVILLE PD	73	6	93	99	0	0	0	0	0	0	0	0		
	CHANGE	72	4	80	84	0	0	0	0	0	0	4	1		
			2 +	13 +	15 +	0	0	0	0	0	0	4 -	1 -		
BRAXTON COUNTY	TOTAL	73	40	419	459	26	0	3	0	2	3	6	2		
	CHANGE	72	29	383	412	29	0	1	57	0	3	7	4		
			11 +	36 +	47 +	3 -	0	2 +	57 -	2 +	0	1 -	2 -		

CONL VICE	SEX OFFENSES	PART II		ARRESTS BY CHARGE		PAGE 2		AND AGENCY TYPE		DISORD CONDUCT	VAGRANCY	OTHER OFFENSES	SUSPICION	CURFEW LOITER	RUN- AWAYS
		NARCOTIC AND DRUG	GAMBLING	FAMILY OFFENSES	DRIVING UND INFL	LIQUOR LAWS	DRUNK- ENESS								
156	179	1764	299	838	4980	519	3534	1716	58	9518	0	577	1118		
107	181	783	497	769	4642	617	31690	2038	115	7477	0	625	890		
49 +	2 -	981 +	158 -	69 +	338 +	98 -	3844 +	322 -	57 -	2041 +	0	48 -	228 +		
86	86	1004	163	735	3062	313	14749	375	20	7165	0	44	704		
32	84	372	257	678	2677	396	12057	431	63	4969	0	19	537		
54 +	2 +	632 +	94 -	57 +	385 +	83 -	2692 +	56 -	43 -	2196 +	0	25 +	167 +		
12	45	374	18	360	931	98	6252	161	18	3386	0	40	309		
18	32	136	61	268	449	106	3910	175	12	2002	0	13	263		
6 -	13 +	238 +	43 -	92 +	482 +	8 -	2342 +	14 -	6 +	1384 +	0	27 +	46 +		
74	41	630	145	375	2127	215	8465	214	2	3756	0	4	391		
14	52	236	196	410	2228	290	8147	256	51	2967	0	6	274		
60 +	11 -	394 +	51 -	35 -	101 -	75 -	318 +	42 -	49 -	789 +	0	2 -	117 +		
70	93	760	136	103	1918	206	20785	1341	38	2353	0	533	414		
75	97	411	240	91	1965	221	19633	1607	52	2508	0	606	353		
5 -	4 -	349 +	104 -	12 +	47 -	15 -	1152 +	266 -	14 -	155 -	0	73 -	61 +		
0	0	14	0	5	56	8	274	6	0	145	0	0	8		
0	2	2	3	1	38	23	254	7	1	45	0	0	4		
0	2 -	12 +	3 -	4 +	18 +	15 -	20 +	1 -	1 -	100 +	0	0	4 +		
0	0	14	0	5	21	0	55	2	0	88	0	0	7		
0	1	2	3	1	15	0	68	1	0	41	0	0	4		
0	1 -	12 +	3 -	4 +	6 +	0	13 -	1 +	0	47 +	0	0	3 +		
0	0	0	0	1	10	0	26	0	0	64	0	0	0		
0	0	0	0	0	0	0	14	0	0	0	0	0	0		
0	0	0	0	1 +	10 +	0	12 +	1	0	64 +	0	0	0		
0	0	14	0	4	11	0	29	2	0	24	0	0	7		
0	1	2	3	1	15	0	54	1	0	41	0	0	4		
0	1 -	12 +	3 -	3 +	4 -	0	25 -	1 +	0	17 -	0	0	3 +		
0	0	0	0	0	35	8	219	4	0	57	0	0	1		
0	1	0	0	0	23	23	186	6	1	4	0	0	0		
0	1 -	0	0	0	12 +	15 -	33 +	2 -	1 -	93 +	0	0	1 +		
0	0	0	0	0	17	0	109	0	0	48	0	0	0		
0	0	0	0	0	2	0	69	3	0	3	0	0	0		
0	0	0	0	0	15 +	0	40 +	3 -	0	45 +	0	0	0		
0	0	0	0	0	18	8	110	4	0	9	0	0	1		
0	1	0	0	0	21	23	117	3	1	1	0	0	0		
0	1 -	0	0	0	3 -	15 -	7 -	1 +	1 -	8 +	0	0	1 +		
0	5	67	0	20	195	12	771	70	0	188	0	14	74		
2	4	26	0	21	100	14	590	45	0	57	0	10	38		
2 -	1 +	41 +	0	1 -	95 +	2 -	181 +	25 +	0	131 +	0	4 +	36 +		

CONL VICE	SEX OFFENSES	PART II		ARRESTS BY CHARGE		PAGE 4		AND AGENCY TYPE		DISORD CONDUCT	VAGRANCY	OTHER OFFENSES	SUSPICION	CURFEW LOITER	RUN- AWAYS
		NARCOTIC AND DRUG	GAMBLING	FAMILY OFFENSES	DRIVING UND INFL	LIQUOR LAWS	DRUNK- ENESS								
0	3	59	0	19	181	8	303	10	0	74	0	0	40		
2	4	16	0	20	81	2	186	1	0	49	0	2	26		
2 -	1 -	43 +	0	1 -	100 +	6 +	117 +	9 +	0	25 +	0	2 -	14 +		
0	3	19	0	16	57	8	141	10	0	43	0	0	31		
0	4	4	0	15	0	0	98	0	0	27	0	2	26		
0	1 -	15 +	0	1 +	57 +	8 +	43 +	10 +	0	16 +	0	2 -	5 +		
0	0	40	0	3	124	0	162	0	0	31	0	0	9		
2	0	12	0	5	81	2	88	1	0	22	0	0	0		
2 -	0	28 +	0	2 -	43 +	2 -	74 +	1 -	0	9 +	0	0	9 +		
0	2	8	0	1	14	4	468	60	0	114	0	14	34		
0	0	10	0	1	19	12	404	44	0	8	0	8	12		
0	2 +	2 -	0	0	5 -	8 -	64 +	16 +	0	106 +	0	6 +	22 +		
0	2	8	0	1	14	4	468	60	0	114	0	14	34		
0	0	10	0	1	19	12	404	44	0	8	0	8	12		
0	2 +	2 -	0	0	5 -	8 -	64 +	16 +	0	106 +	0	6 +	22 +		
0	0	17	0	7	95	12	677	27	0	68	0	21	9		
0	1	3	1	11	62	7	564	8	1	40	0	22	1		
0	1 -	14 +	1 -	4 -	33 +	5 +	113 +	19 +	1 -	28 +	0	1 -	8 +		
0	0	16	0	6	76	12	457	2	0	63	0	0	7		
0	1	1	1	11	51	3	316	0	0	39	0	1	1		
0	1 -	15 +	1 -	5 -	25 +	9 +	141 +	2 +	0	24 +	0	1 -	6 +		
0	0	8	0	0	45	11	327	2	0	49	0	0	0		
0	0	0	0	0	7	0	62	0	0	1	0	1	0		
0	0	8 +	0	0	38 +	11 +	265 +	2 +	0	48 +	0	1 -	0		
0	0	8	0	6	31	1	130	0	0	14	0	0	7		
0	1	1	1	11	44	3	294	0	0	38	0	0	1		
0	1 -	7 +	1 -	5 -	13 -	2 -	124 -	0	0	24 -	0	0	6 +		
0	0	1	0	1	19	0	220	25	0	5	0	21	2		
0	0	2	0	0	11	4	248	8	1	1	0	21	0		
0	0	1 -	0	1 +	8 +	4 -	28 -	17 +	1 -	4 +	0	0	2 +		
0	0	1	0	1	12	0	149	6	0	5	0	21	0		
0	0	2	0	0	3	4	184	1	1	1	0	21	0		
0	0	1 -	0	1 +	9 +	4 -	35 -	5 +	1 -	4 +	0	0	0		
0	0	0	0	0	7	0	71	19	0	0	0	0	2		
0	0	0	0	0	8	0	64	7	0	0	0	0	0		
0	0	0	0	0	1 -	0	7 +	12 +	0	0	0	0	2 +		
0	1	5	0	1	27	4	249	21	1	98	0	1	9		
0	2	6	0	10	45	2	181	23	0	34	0	1	7		
0	1 -	1 -	0	9 -	18 -	2 +	68 +	2 -	1 +	64 +	0	0	2 +		

		PAGE 5										
		PART II ARRESTS BY CHARGE AND			AGENCY TYPE	ARSON	FORGERY	FRAUD	EMBEZZLE	STOLEN	VANDAL	ILLEGAL
		JUVENILE	ADULTS	GRAND	OTHER					PROPERTY		WEAPONS
		TOTAL	TOTAL	TOTAL	ASSAULTS							
RURAL	73	21	238	259	23	0	3	0	0	3	6	2
	72	22	245	267	19	0	1	57	0	3	5	4
CHANGE		1 -	7 -	8 -	4 +	0	2 +	57 -	0	0	1 +	2 -
SHERIFF	73	13	44	57	4	0	0	0	0	0	0	0
	72	15	58	73	2	0	0	1	0	3	1	1
CHANGE		2 -	14 -	16 -	2 +	0	0	1 -	0	0	3 -	1 -
STATE POLICE	73	8	194	202	19	0	3	0	0	3	6	2
	72	7	187	194	17	0	1	56	0	3	2	3
CHANGE		1 +	7 +	8 +	2 +	0	2 +	56 -	0	0	4 +	1 -
MUNICIPAL	73	19	181	200	3	0	0	0	2	0	0	0
	72	7	138	145	10	0	0	0	0	0	2	0
CHANGE		12 +	43 +	55 +	7 -	0	0	0	2 +	0	2 -	0
GASSAMAY PD	73	19	133	152	2	0	0	0	2	0	0	0
	72	5	107	112	9	0	0	0	0	0	2	0
CHANGE		14 +	26 +	40 +	7 -	0	0	0	2 +	0	2 -	0
SUTTON PD	73	0	48	48	1	0	0	0	0	0	0	0
	72	2	31	33	1	0	0	0	0	0	0	0
CHANGE		2 -	17 +	15 +	0	0	0	0	0	0	0	0
BROOKE COUNTY	TOTAL	73	40	269	309	54	1	3	1	0	3	7
	72	38	209	247	43	1	0	4	1	0	5	7
CHANGE		2 +	60 +	62 +	11 +	0	3 +	3 -	1 -	3 +	2 -	0
RURAL	73	35	188	223	46	1	3	1	0	3	3	7
	72	34	118	152	35	1	0	4	1	0	5	5
CHANGE		1 +	70 +	71 +	11 +	0	3 +	3 -	1 -	3 +	2 -	2 +
SHERIFF	73	35	162	197	45	1	2	1	0	1	3	6
	72	34	109	143	35	1	0	4	1	0	5	5
CHANGE		1 +	53 +	54 +	10 +	0	2 +	3 -	1 -	1 +	2 -	1 +
STATE POLICE	73	0	26	26	1	0	1	0	0	2	0	1
	72	0	9	9	0	0	0	0	0	0	0	0
CHANGE		0	17 +	17 +	1 +	0	1 +	0	0	2 +	0	1 +
MUNICIPAL	73	5	81	86	8	0	0	0	0	0	0	0
	72	4	91	95	8	0	0	0	0	0	0	2
CHANGE		1 +	10 -	9 -	0	0	0	0	0	0	0	2 -
FOLLANSBEE PD	73	0	37	37	0	0	0	0	0	0	0	0
	72	2	30	32	0	0	0	0	0	0	0	0
CHANGE		2 -	7 +	5 +	0	0	0	0	0	0	0	0
WELLSBURG PD	73	5	44	49	8	0	0	0	0	0	0	0
	72	2	61	63	8	0	0	0	0	0	0	2
CHANGE		3 +	17 -	14 -	0	0	0	0	0	0	0	2 -

		PAGE 7										
		PART II ARRESTS BY CHARGE AND			AGENCY TYPE	ARSON	FORGERY	FRAUD	EMBEZZLE	STOLEN	VANDAL	ILLEGAL
		JUVENILE	ADULTS	GRAND	OTHER					PROPERTY		WEAPONS
		TOTAL	TOTAL	TOTAL	ASSAULTS							
CABELL COUNTY	TOTAL	73	684	4678	5362	268	8	22	32	4	20	87
	72	641	3958	4599	206	3	28	27	2	40	74	75
CHANGE		43 +	720 +	763 +	62 +	5 +	6 -	5 +	2 +	20 -	6 +	12 +
RURAL	73	152	1197	1349	27	4	4	3	0	7	2	16
	72	127	750	877	34	2	5	6	1	5	3	8
CHANGE		25 +	447 +	472 +	7 -	2 +	1 -	3 -	1 -	2 +	1 -	8 +
SHERIFF	73	102	903	1005	8	0	4	2	0	6	1	10
	72	39	419	458	13	0	1	0	1	0	2	1
CHANGE		63 +	484 +	547 +	5 -	0	3 +	2 +	1 -	6 +	1 -	9 +
STATE POLICE	73	50	294	344	19	4	0	1	0	1	1	6
	72	88	331	419	21	2	4	6	0	5	1	7
CHANGE		38 -	37 -	75 -	2 -	2 +	4 -	5 -	0	4 -	0	1 -
MUNICIPAL	73	532	3481	4013	241	4	18	29	4	13	78	71
	72	514	3208	3722	172	1	23	21	1	35	71	67
CHANGE		18 +	273 +	291 +	69 +	3 +	5 -	8 +	3 +	22 -	7 +	4 +
BARROURSVILLE PD	73	12	16	28	0	0	0	0	0	2	0	0
	72	7	16	23	0	0	0	0	0	0	6	0
CHANGE		5 +	0	5 +	0	0	0	0	0	2 +	6 -	0
HUNTINGTON PD	73	520	3465	3985	241	4	18	29	4	11	78	71
	72	507	3187	3694	172	1	23	21	1	34	65	67
CHANGE		13 +	278 +	291 +	69 +	3 +	5 -	8 +	3 +	23 -	13 +	4 +
MILTON PD	73	0	0	0	0	0	0	0	0	0	0	0
	72	0	5	5	0	0	0	0	0	1	0	0
CHANGE		0	5 -	5 -	0	0	0	0	0	1 -	0	0
CALHMUN COUNTY	TOTAL	73	5	150	155	12	0	0	13	0	5	3
	72	6	259	265	5	0	2	0	0	1	0	3
CHANGE		1 -	109 -	110 -	7 +	0	2 -	13 +	0	1 -	5 +	0
RURAL	73	5	133	138	12	0	0	13	0	0	5	1
	72	6	259	265	5	0	2	0	0	1	0	3
CHANGE		1 -	126 -	127 -	7 +	0	2 -	13 +	0	1 -	5 +	2 -
SHERIFF	73	0	0	0	0	0	0	0	0	0	0	0
	72	0	0	0	0	0	0	0	0	0	0	0
CHANGE		0	0	0	0	0	0	0	0	0	0	0
STATE POLICE	73	5	133	138	12	0	0	13	0	0	5	1
	72	6	259	265	5	0	2	0	0	1	0	3
CHANGE		1 -	126 -	127 -	7 +	0	2 -	13 +	0	1 -	5 +	2 -
MUNICIPAL	73	0	17	17	0	0	0	0	0	0	0	2
	72	0	0	0	0	0	0	0	0	0	0	0
CHANGE		0	17 +	17 +	0	0	0	0	0	0	0	2 +



PAGE 6														
COML VICE	SEX OFFENSES	PART II		ARRESTS BY CHARGE			AND AGENCY TYPE		DISORD CONDUCT	VAGRANCY	OTHER OFFENSES	SUSPICION	CURFEW LOITER	RUN-AWAYS
		NARCOTIC AND DRUG	GAMBLING	FAMILY OFFENSES	DRIVING UND INFL	LIQUOR LAWS	DRUNK-ENESS							
0	1	5	0	1	21	0	89	0	0	97	0	0	8	
0	2	6	0	10	42	2	75	2	0	32	0	0	7	
0	1 -	1 -	0	9 -	21 -	2 -	14 +	2 -	0	65 +	0	0	1 +	
0	0	5	0	0	5	0	31	0	0	8	0	0	4	
0	2	3	0	0	16	0	25	2	0	12	0	0	6	
0	2 -	2 +	0	0	11 -	0	6 +	2 -	0	4 -	0	0	2 -	
0	1	0	0	1	16	0	58	0	0	89	0	0	4	
0	0	3	0	10	26	2	50	0	0	20	0	0	1	
0	1 +	3 -	0	9 -	10 -	2 -	8 +	0	0	69 +	0	0	3 +	
0	0	0	0	0	6	4	160	21	1	1	0	1	1	
0	0	0	0	0	3	0	106	21	0	2	0	1	0	
0	0	0	0	0	3 +	4 +	54 +	0	1 +	1 -	0	0	1 +	
0	0	0	0	0	3	2	120	19	1	1	0	1	1	
0	0	0	0	0	3	0	77	18	0	2	0	1	0	
0	0	0	0	0	0	2 +	43 +	1 +	1 +	1 -	0	0	1 +	
0	0	0	0	0	3	2	40	2	0	0	0	0	0	
0	0	0	0	0	0	0	29	3	0	0	0	0	0	
0	0	0	0	0	3 +	2 +	11 +	1 -	0	0	0	0	0	
<hr/>														
0	3	31	3	1	33	5	110	20	2	24	0	1	4	
0	1	8	0	0	20	0	72	44	1	21	0	0	19	
0	2 +	23 +	3 +	1 +	13 +	5 +	38 +	24 -	1 +	3 +	0	1 +	15 -	
<hr/>														
0	3	31	0	1	25	1	69	5	2	17	0	1	4	
0	1	8	0	0	7	0	34	14	1	17	0	0	19	
0	2 +	23 +	0	1 +	18 +	1 +	35 +	9 -	1 +	0	0	1 +	15 -	
0	3	22	0	1	14	1	68	5	2	17	0	1	4	
0	1	0	0	0	6	0	34	14	1	17	0	0	19	
0	2 +	22 +	0	1 +	8 +	1 +	34 +	9 -	1 +	0	0	1 +	15 -	
0	0	9	0	0	11	0	1	0	0	0	0	0	0	
0	0	8	0	0	1	0	0	0	0	0	0	0	0	
0	0	1 +	0	0	10 +	0	1 +	0	0	0	0	0	0	
0	0	0	3	0	8	4	41	15	0	7	0	0	0	
0	0	0	0	0	13	0	38	30	0	4	0	0	0	
0	0	0	3 +	0	5 -	4 +	3 +	15 -	0	3 +	0	0	0	
0	0	0	0	0	5	3	17	5	0	7	0	0	0	
0	0	0	0	0	9	0	8	12	0	3	0	0	0	
0	0	0	0	0	4 -	3 +	9 +	7 -	0	4 +	0	0	0	
0	0	0	3	0	3	1	24	10	0	0	0	0	0	
0	0	0	0	0	4	0	30	18	0	1	0	0	0	
0	0	0	3 +	0	1 -	1 +	6 -	8 -	0	1 -	0	0	0	

PAGE 8														
COML VICE	SEX OFFENSES	PART II		ARRESTS BY CHARGE			AND AGENCY TYPE		DISORD CONDUCT	VAGRANCY	OTHER OFFENSES	SUSPICION	CURFEW LOITER	RUN-AWAYS
		NARCOTIC AND DRUG	GAMBLING	FAMILY OFFENSES	DRIVING UND INFL	LIQUOR LAWS	DRUNK-ENESS							
15	22	275	40	38	279	61	3288	104	0	554	0	25	140	
10	31	190	47	37	201	60	2775	147	1	514	0	19	112	
5 +	9 -	85 +	7 -	1 +	78 +	1 +	513 +	43 -	1 -	40 +	0	6 +	28 +	
<hr/>														
9	4	96	2	10	147	15	620	5	0	332	0	10	36	
0	5	26	3	22	74	29	380	8	1	246	0	0	19	
9 +	1 -	70 +	1 -	12 -	73 +	14 -	240 +	3 -	1 -	86 +	0	10 +	17 +	
0	3	32	0	10	117	2	512	1	0	261	0	10	26	
0	3	20	0	20	28	0	255	2	0	108	0	0	4	
0	0	12 +	0	10 -	89 +	2 +	257 +	1 -	0	153 +	0	10 +	22 +	
9	1	64	2	0	30	13	108	4	0	71	0	0	10	
0	2	6	3	2	46	29	125	6	1	138	0	0	15	
9 +	1 -	58 +	1 -	2 -	16 -	16 -	17 -	2 -	1 -	67 -	0	0	5 -	
6	18	179	38	28	132	46	2668	99	0	222	0	15	104	
10	26	164	44	15	127	31	2395	139	0	268	0	19	93	
4 -	8 -	15 +	6 -	13 +	5 +	15 +	273 +	40 -	0	46 -	0	4 -	11 +	
0	0	18	0	0	0	0	4	2	0	2	0	0	0	
0	0	3	0	0	0	0	10	0	0	4	0	0	0	
0	0	15 +	0	0	0	0	6 -	2 +	0	2 -	0	0	0	
6	18	161	38	28	132	46	2664	97	0	220	0	15	104	
10	26	161	44	15	127	31	2383	137	0	264	0	19	93	
4 -	8 -	0	6 -	13 +	5 +	15 +	281 +	40 -	0	44 -	0	4 -	11 +	
0	0	0	0	0	0	0	0	0	0	0	0	0	0	
0	0	0	0	0	0	0	2	2	0	0	0	0	0	
0	0	0	0	0	0	0	2 -	2 -	0	0	0	0	0	
<hr/>														
0	1	0	0	9	15	0	67	0	0	30	0	0	0	
0	0	0	0	11	23	0	142	0	0	75	0	0	3	
0	1 +	0	0	2 -	8 -	0	75 -	0	0	45 -	0	0	3 -	
<hr/>														
0	0	0	0	9	13	0	56	0	0	29	0	0	0	
0	0	0	0	11	23	0	142	0	0	75	0	0	3	
0	0	0	0	2 -	10 -	0	86 -	0	0	46 -	0	0	3 -	
0	0	0	0	0	0	0	0	0	0	0	0	0	0	
0	0	0	0	0	0	0	0	0	0	0	0	0	0	
0	0	0	0	0	0	0	0	0	0	0	0	0	0	
0	0	0	0	9	13	0	56	0	0	29	0	0	0	
0	0	0	0	11	23	0	142	0	0	75	0	0	3	
0	0	0	0	2 -	10 -	0	86 -	0	0	46 -	0	0	3 -	
0	1	0	0	0	2	0	11	0	0	1	0	0	0	
0	0	0	0	0	0	0	0	0	0	0	0	0	0	
0	1 +	0	0	0	2 +	0	11 +	0	0	1 +	0	0	0	

		PAGE 5 PART II ARRESTS BY CHARGE AND AGENCY TYPE				APSON	FORGERY	FRAUD	EMBEZZLE	STOLEN PROPERTY	VANDAL	ILLEGAL WEAPONS
		JUVENILE	ADULTS	GRAND TOTAL	OTHER ASSAULTS							
GRANTSVILLE PD	TOTAL	73	0	17	17	0	0	0	0	0	2	
	CHANGE	72	0	17 +	17 +	0	0	0	0	0	2 +	
CLAY COUNTY	TOTAL	73	18	295	313	0	1	3	0	3	10	
	CHANGE	72	16	291	307	10	0	2	0	4	7	
	RURAL	73	18	238	256	0	1	3	0	3	10	
	CHANGE	72	14	222	236	10	0	2	0	4	7	
	SHERIFF	73	0	8	8	0	0	0	0	0	0	
	CHANGE	72	0	8 +	8 +	0	0	0	0	0	0	
	STATE POLICE	73	18	230	248	0	1	3	0	3	10	
	CHANGE	72	14	222	236	10	0	2	0	4	7	
	MUNICIPAL	73	0	57	57	0	0	0	0	0	0	
	CHANGE	72	2	69	71	0	0	0	0	0	0	
CLAY PD	TOTAL	73	0	57	57	0	0	0	0	0	0	
	CHANGE	72	2	69	71	0	0	0	0	0	0	
DODDRIDGE COUNTY	TOTAL	73	8	149	157	9	0	1	0	0	0	
	CHANGE	72	6	84	90	3	0	0	0	0	0	
	RURAL	73	8	142	150	9	0	1	0	0	0	
	CHANGE	72	5	65	70	2	0	0	0	0	0	
	SHERIFF	73	1	19	20	0	0	0	0	0	0	
	CHANGE	72	0	6	6	0	0	0	0	0	0	
	STATE POLICE	73	7	123	130	9	0	1	0	0	0	
	CHANGE	72	5	59	64	2	0	0	0	0	0	
	MUNICIPAL	73	0	7	7	0	0	0	0	0	0	
	CHANGE	72	1	19	20	1	0	0	0	0	0	
WEST UNION PD	TOTAL	73	0	7	7	0	0	0	0	0	0	
	CHANGE	72	1	19	20	1	0	0	0	0	0	
		PAGE 11				ARSCN	FORGERY	FRAUD	EMBEZZLE	STOLEN PROPERTY	VANDAL	ILLEGAL WEAPONS
		JUVENILE	ADULTS	GRAND TOTAL	OTHER ASSAULTS							
FAYETTE COUNTY	TOTAL	73	135	1396	1531	32	0	1	0	5	13	
	CHANGE	72	59	1232	1331	59	1	6	0	11	7	
	RURAL	73	113	1013	1126	31	0	1	0	5	8	
	CHANGE	72	84	866	950	55	1	6	0	11	7	
	SHERIFF	73	80	631	711	4	0	0	0	2	0	
	CHANGE	72	58	462	520	36	0	4	0	7	6	
	STATE POLICE	73	39	382	415	27	0	1	0	3	8	
	CHANGE	72	26	404	430	19	1	2	0	4	1	
	MUNICIPAL	73	22	383	405	1	0	0	0	0	5	
	CHANGE	72	15	366	381	4	0	0	0	0	0	
ANSTEAD PD	TOTAL	73	12	16	28	0	0	0	0	0	3	
	CHANGE	72	5	8	13	0	0	0	0	0	0	
FAYETTEVILLE PD	TOTAL	73	4	67	71	0	0	0	0	0	2	
	CHANGE	72	3	25	28	0	0	0	0	0	0	
MONTGOMERY PD	TOTAL	73	0	155	155	0	0	0	0	0	0	
	CHANGE	72	2	158	160	0	0	0	0	0	0	
MOUNT HOPE PD	TOTAL	73	5	64	69	1	0	0	0	0	2	
	CHANGE	72	2	33	35	3	0	0	0	0	0	
OAK HILL PD	TOTAL	73	0	16	16	0	0	0	0	0	0	
	CHANGE	72	0	50	50	0	0	0	0	0	0	
SMITHERS PD	TOTAL	73	1	65	66	0	0	0	0	0	0	
	CHANGE	72	3	92	95	1	0	0	0	0	0	
GILMER COUNTY	TOTAL	73	12	273	285	9	0	1	66	0	0	
	CHANGE	72	5	293	298	18	0	4	72	0	0	
	RURAL	73	11	159	170	9	0	1	66	0	0	
	CHANGE	72	4	215	219	18	0	4	72	0	0	

COMPL VICE	SEX OFFENSES	PART II		ARRESTS BY FAMILY OFFENSES	PAGE 10 CHARGE DRIVING UND INFL	AND AGENCY TYPE LIQUOR LAWS	DRUNK-ENNESS	DISORD CONDUCT	VAGRANCY	OTHER OFFENSES	SUSPICION	CURFEW LOITER	RUN-AWAYS
		NARCOTIC AND DRUG	GAMBLING										
0	1	0	0	0	2	0	11	0	0	1	0	0	0
0	0	0	0	0	0	0	0	0	0	0	0	0	0
0	1 +	0	0	0	2 +	0	11 +	0	0	1 +	0	0	0
0	1	1	0	2	63	0	181	4	0	39	0	0	1
0	0	4	0	0	27	4	227	1	0	20	0	0	0
0	1 +	3 -	0	2 +	36 +	4 -	46 -	3 +	0	19 +	0	0	1 +
0	1	1	0	2	61	0	130	0	0	39	0	0	1
0	0	4	0	0	25	2	162	0	0	19	0	0	0
0	1 +	3 -	0	2 +	36 +	2 -	32 -	0	0	20 +	0	0	1 +
0	0	0	0	0	0	0	4	0	0	1	0	0	0
0	0	0	0	0	0	0	0	0	0	0	0	0	0
0	0	0	0	0	0	0	4 +	0	0	1 +	0	0	0
0	1	1	0	2	61	0	126	0	0	38	0	0	1
0	0	4	0	0	25	2	162	0	0	19	0	0	0
0	1 +	3 -	0	2 +	36 +	2 -	36 -	0	0	19 +	0	0	1 +
0	0	0	0	0	2	0	51	4	0	0	0	0	0
0	0	0	0	0	2	2	65	1	0	1	0	0	0
0	0	0	0	0	0	2 -	14 -	3 +	0	1 -	0	0	0
0	0	0	0	0	2	0	51	4	0	0	0	0	0
0	0	0	0	0	2	2	65	1	0	1	0	0	0
0	0	0	0	0	0	2 -	14 -	3 +	0	1 -	0	0	0
0	0	0	0	5	30	0	72	1	0	35	0	0	3
0	0	0	0	0	19	0	60	3	0	4	0	0	0
0	0	0	0	5 +	11 +	0	12 +	2 -	0	31 +	0	0	3 +
0	0	0	0	5	29	0	67	0	0	35	0	0	3
0	0	0	0	0	19	0	45	0	0	4	0	0	0
0	0	0	0	5 +	10 +	0	22 +	0	0	31 +	0	0	3 +
0	0	0	0	3	5	0	11	0	0	0	0	0	0
0	0	0	0	0	5	0	4	0	0	2	0	0	0
0	0	0	0	3 +	5 +	0	7 +	0	0	2 -	0	0	0
0	0	0	0	2	24	0	56	0	0	35	0	0	3
0	0	0	0	0	19	0	41	0	0	2	0	0	0
0	0	0	0	2 +	5 +	0	15 +	0	0	33 +	0	0	3 +
0	0	0	0	0	1	0	5	1	0	0	0	0	0
0	0	0	0	0	0	0	15	3	0	0	0	0	0
0	0	0	0	0	1 +	0	10 -	2 -	0	0	0	0	0
0	0	0	0	0	1	0	5	1	0	0	0	0	0
0	0	0	0	0	0	0	15	3	0	0	0	0	0
0	0	0	0	0	1 +	0	10 -	2 -	0	0	0	0	0

COMPL VICE	SEX OFFENSES	PART II		ARRESTS BY FAMILY OFFENSES	PAGE 12 CHARGE DRIVING UND INFL	AND AGENCY TYPE LIQUOR LAWS	DRUNK-ENNESS	DISORD CONDUCT	VAGRANCY	OTHER OFFENSES	SUSPICION	CURFEW LOITER	RUN-AWAYS
		NARCOTIC AND DRUG	GAMBLING										
2	0	33	11	4	177	11	589	11	6	228	0	3	24
0	0	21	6	5	210	11	728	24	0	290	0	5	13
2 +	0	12 +	5 +	1 -	91 +	1 +	169 +	13 +	6 +	62 -	0	2 -	11 +
2	0	29	11	0	177	11	589	11	6	211	0	0	24
0	0	19	6	4	104	6	411	4	0	278	0	0	12
2 +	0	10 +	5 +	4 -	73 +	5 +	178 +	7 +	6 +	67 -	0	0	12 +
0	0	12	0	0	118	6	345	11	6	189	0	0	13
0	0	10	0	2	29	6	210	0	0	197	0	0	4
0	0	2 +	0	2 -	89 +	0	135 +	11 +	6 +	8 -	0	0	9 +
2	0	17	11	0	59	5	244	0	0	22	0	0	11
0	0	9	6	2	75	0	201	4	0	81	0	0	8
2 +	0	8 +	5 +	2 -	16 -	5 +	43 +	4 -	0	59 -	0	0	3 +
0	0	4	0	4	33	0	308	26	0	17	0	3	0
0	0	2	0	1	15	4	317	20	0	12	0	5	1
0	0	2 +	0	3 +	18 +	4 -	9 -	6 +	0	5 +	0	2 -	1 -
0	0	0	0	4	3	0	7	1	0	7	0	3	0
0	0	0	0	0	1	0	7	0	0	0	0	5	0
0	0	0	0	4 +	2 +	0	0	1 +	0	7 +	0	2 -	0
0	0	1	0	0	5	0	49	12	0	0	0	0	0
0	0	0	0	0	0	4	24	0	0	0	0	0	0
0	0	1 +	0	0	5 +	4 -	25 +	12 +	0	0	0	0	0
0	0	0	0	0	0	0	136	10	0	9	0	0	0
0	0	0	0	0	3	0	136	9	0	12	0	0	0
0	0	0	0	0	3 -	0	0	1 +	0	3 -	0	0	0
0	0	3	0	0	22	0	39	2	0	0	0	0	0
0	0	0	0	0	2	0	21	9	0	0	0	0	0
0	0	3 +	0	0	20 +	0	18 +	7 -	0	0	0	0	0
0	0	0	0	0	2	0	13	0	0	1	0	0	0
0	0	0	0	0	9	0	39	2	0	0	0	0	0
0	0	0	0	0	7 -	0	26 -	2 -	0	1 +	0	0	0
0	0	0	0	0	1	0	64	1	0	0	0	0	0
0	0	0	0	1	0	0	90	0	0	0	0	0	1
0	0	2 -	0	1 -	1 +	0	26 -	1 +	0	0	0	0	1 -
0	0	0	0	1	27	0	147	1	0	30	0	0	1
0	0	0	0	1	30	0	153	0	1	16	0	0	3
0	0	0	0	0	3 -	0	6 -	1 +	1 -	14 +	0	0	2 -
0	0	0	0	1	10	0	40	1	0	30	0	0	1
0	0	0	0	0	23	0	83	0	0	16	0	0	2
0	0	0	0	0	4 -	0	43 -	1 +	0	14 +	0	0	1 -

		PAGE 13			AGENCY TYPE							
PART II ARRESTS BY CHARGE AND GRAND TOTAL		JUVENILE	ADULTS	OTHER ASSAULTS	ARSON	FORGERY	FRAUD	EMBEZZLE	STOLEN PROPERTY	VANDAL	ILLEGAL WEAPONS	
SHERIFF	73	0	17	17	0	0	0	0	0	0	0	
	72	0	49	49	1	0	1	0	0	0	0	
CHANGE		0	32 -	32 -	1 -	0	1 -	0	0	0	0	
STATE POLICE	73	11	142	153	9	1	66	0	0	0	2	
	72	4	166	170	17	4	71	0	0	0	0	
CHANGE		7 +	24 -	17 -	8 -	3 -	5 -	0	0	0	2 +	
MUNICIPAL	73	1	114	115	0	0	0	0	0	0	0	
	72	1	78	79	0	0	0	0	0	0	0	
CHANGE		0	36 +	36 +	0	0	0	0	0	0	0	
GLENVILLE PD	73	1	114	115	0	0	0	0	0	0	0	
	72	1	78	79	0	0	0	0	0	0	0	
CHANGE		0	36 +	36 +	0	0	0	0	0	0	0	
GRANT COUNTY TOTAL	73	15	248	263	14	0	10	0	0	2	0	
	72	2	195	197	21	0	0	0	0	0	1	
CHANGE		13 +	53 +	66 +	7 -	0	10 +	0	0	2 +	1 -	
RURAL	73	13	183	196	13	0	10	0	0	2	0	
	72	2	174	176	21	0	0	0	0	0	0	
CHANGE		11 +	9 +	20 +	8 -	0	10 +	0	0	2 +	0	
SHERIFF	73	7	11	18	4	0	0	0	0	2	0	
	72	2	33	35	2	0	0	0	0	0	0	
CHANGE		5 +	22 -	17 -	2 +	0	0	0	0	2 +	0	
STATE POLICE	73	6	172	178	9	0	10	0	0	0	0	
	72	0	141	141	19	0	0	0	0	0	0	
CHANGE		6 +	31 +	37 +	10 -	0	10 +	0	0	0	0	
MUNICIPAL	73	2	65	67	1	0	0	0	0	0	0	
	72	0	21	21	0	0	0	0	0	0	1	
CHANGE		2 +	44 +	46 +	1 +	0	0	0	0	0	1 -	
PETERSBURG PD	73	2	65	67	1	0	0	0	0	0	0	
	72	0	21	21	0	0	0	0	0	0	1	
CHANGE		2 +	44 +	46 +	1 +	0	0	0	0	0	1 -	
GREENBRIER COUNTY TOTAL	73	80	945	1025	19	0	3	0	1	11	19	
	72	62	1021	1083	12	2	7	0	0	6	10	
CHANGE		18 +	76 -	58 -	7 +	2 -	4 -	2 -	1 +	5 +	9 +	
RURAL	73	52	571	623	19	0	3	0	1	7	16	
	72	44	709	753	12	2	7	0	0	5	7	
CHANGE		8 +	138 -	130 -	7 +	2 -	4 -	2 -	1 +	2 +	9 +	
SHERIFF	73	9	54	63	0	0	0	0	0	0	0	
	72	20	45	65	0	0	1	0	0	2	0	
CHANGE		11 -	9 +	2 -	0	0	1 -	0	0	2 -	0	
		PAGE 15			AGENCY TYPE							
PART II ARRESTS BY CHARGE AND GRAND TOTAL		JUVENILE	ADULTS	OTHER ASSAULTS	ARSON	FORGERY	FRAUD	EMBEZZLE	STOLEN PROPERTY	VANDAL	ILLEGAL WEAPONS	
STATE POLICE	73	43	517	560	19	3	0	0	1	7	16	
	72	24	644	688	12	6	2	0	0	3	7	
CHANGE		19 +	147 -	128 -	7 +	3 -	2 -	0	1 +	4 +	9 +	
MUNICIPAL	73	28	374	402	0	0	0	0	0	4	3	
	72	18	312	330	0	0	0	0	0	1	3	
CHANGE		10 +	62 +	72 +	0	0	0	0	0	3 +	0	
LEWISBURG PD	73	12	139	151	0	0	0	0	0	0	2	
	72	8	92	100	0	0	0	0	0	0	1	
CHANGE		4 +	47 +	51 +	0	0	0	0	0	0	1 +	
RAINFLE PD	73	3	56	59	0	0	0	0	0	0	0	
	72	0	91	91	0	0	0	0	0	0	2	
CHANGE		3 +	35 -	32 -	0	0	0	0	0	0	2 -	
RONCFERTE PD	73	4	124	128	0	0	0	0	0	2	0	
	72	4	100	104	0	0	0	0	0	0	0	
CHANGE		0	24 +	24 +	0	0	0	0	0	2 +	0	
WHITE SULPHUR SPRINGS PD	73	9	55	64	0	0	0	0	0	2	1	
	72	6	29	35	0	0	0	0	0	1	0	
CHANGE		3 +	26 +	29 +	0	0	0	0	0	1 +	1 +	
HAMPSHIRE COUNTY TOTAL	73	33	308	341	67	5	15	0	1	15	17	
	72	20	154	174	12	0	1	0	1	6	11	
CHANGE		13 +	154 +	167 +	55 +	5 +	14 +	0	0	9 +	6 +	
RURAL	73	33	274	307	67	5	15	0	1	15	16	
	72	20	121	141	12	0	1	0	1	6	11	
CHANGE		13 +	153 +	166 +	55 +	5 +	14 +	0	0	9 +	5 +	
SHERIFF	73	11	131	142	45	1	13	0	0	6	4	
	72	1	2	3	0	0	0	0	0	0	0	
CHANGE		10 +	129 +	139 +	45 +	1 +	13 +	0	0	6 +	4 +	
STATE POLICE	73	22	143	165	22	4	2	0	1	9	12	
	72	19	119	138	12	0	1	0	0	6	11	
CHANGE		3 +	24 +	27 +	10 +	4 +	1 +	0	0	3 +	1 +	
MUNICIPAL	73	0	34	34	0	0	0	0	0	0	1	
	72	0	33	33	0	0	0	0	0	0	0	
CHANGE		0	1 +	1 +	0	0	0	0	0	0	1 +	
ROMNEY PD	73	0	34	34	0	0	0	0	0	0	1	
	72	0	33	33	0	0	0	0	0	0	0	
CHANGE		0	1 +	1 +	0	0	0	0	0	0	1 +	
HANCOCK COUNTY TOTAL	73	214	839	1053	74	2	7	2	5	14	23	
	72	98	463	561	56	1	3	1	7	12	10	
CHANGE		116 +	376 +	492 +	18 +	1 +	4 +	1 +	2 -	2 +	13 +	

COML VICE	SEX OFFENSES	PART II NARCOTIC AND DRUG	PART II GAMBLING	ARRESTS BY FAMILY OFFENSES	PAGE 14 BY CHARGE DRIVING UND INFL	14 AND LIQUOR LAWS	AGENCY TYPE DRUNK-ENESS	DISORD CONDUCT	VAGRANCY	OTHER OFFENSES	SUSPICION	CURFEW LOITER	RUN-AWAYS
0	0	0	0	1	0	0	10	1	0	5	0	0	0
0	0	0	0	1	3	0	38	0	0	5	0	0	0
0	0	0	0	0	3	0	28	1 +	0	0	0	0	0
0	0	0	0	0	19	0	30	0	0	25	0	0	1
0	0	0	0	0	20	0	45	0	0	11	0	0	2
0	0	0	0	0	1	0	15	0	0	14 +	0	0	1
0	0	0	0	0	8	0	167	0	0	0	0	0	0
0	0	0	0	0	7	0	70	0	1	0	0	0	1
0	0	0	0	0	1 +	0	37 +	0	1 -	0	0	0	1
0	0	0	0	0	8	0	167	0	0	0	0	0	0
0	0	0	0	0	7	0	70	0	1	0	0	0	1
0	0	0	0	0	1 +	0	37 +	0	1 -	0	0	0	1
0	0	4	0	4	68	0	75	14	0	63	0	0	9
0	0	0	0	1	38	0	54	14	0	68	0	0	0
0	0	4 +	0	3 +	30 +	0	21 +	0	0	5 -	0	0	9 +
0	0	4	0	4	42	0	42	9	0	61	0	0	9
0	0	0	0	1	28	0	44	14	0	68	0	0	0
0	0	4 +	0	3 +	14 +	0	2 -	5 -	0	7 -	0	0	9 +
0	0	0	0	3	3	0	1	0	0	0	0	0	5
0	0	0	0	0	0	0	0	4	0	29	0	0	0
0	0	0	0	3 +	3 +	0	1 +	4 -	0	29 -	0	0	5 +
0	0	4	0	1	39	0	41	9	0	61	0	0	4
0	0	0	0	1	28	0	44	10	0	39	0	0	0
0	0	4 +	0	0	11 +	0	3 -	1 -	0	22 +	0	0	4 +
0	0	0	0	0	26	0	33	5	0	2	0	0	0
0	0	0	0	0	10	0	10	0	0	0	0	0	0
0	0	0	0	0	16 +	0	23 +	5 +	0	2 +	0	0	0
0	0	0	0	0	26	0	33	5	0	2	0	0	0
0	0	0	0	0	10	0	10	0	0	0	0	0	0
0	0	0	0	0	16 +	0	23 +	5 +	0	2 +	0	0	0
0	2	34	5	6	103	0	519	37	6	233	0	0	27
0	5	14	2	4	92	5	595	41	11	252	0	0	23
0	3 -	20 +	3 +	2 +	11 +	5 -	76 -	4 -	5 -	19 -	0	0	4 +
0	1	16	5	6	81	0	210	25	0	215	0	0	18
0	4	5	2	4	75	3	347	19	1	236	0	0	22
0	3 -	11 +	3 +	2 +	6 +	3 -	137 -	6 +	1 -	21 -	0	0	4 -
0	0	0	0	0	4	0	32	0	0	23	0	0	4
0	0	0	0	0	2	0	30	0	1	16	0	0	13
0	0	0	0	0	2 +	0	2 +	0	1 -	7 +	0	0	9 -

COML VICE	SEX OFFENSES	PART II NARCOTIC AND DRUG	PART II GAMBLING	ARRESTS BY FAMILY OFFENSES	PAGE 16 BY CHARGE DRIVING UND INFL	16 AND LIQUOR LAWS	AGENCY TYPE DRUNK-ENESS	DISORD CONDUCT	VAGRANCY	OTHER OFFENSES	SUSPICION	CURFEW LOITER	RUN-AWAYS
0	1	16	5	6	77	0	178	25	0	192	0	0	14
0	4	5	2	4	73	3	317	19	0	220	0	0	9
0	3 -	11 +	3 +	2 +	4 +	3 -	139 -	6 +	0	28 -	0	0	5 +
0	1	18	0	0	22	0	309	12	6	18	0	0	9
0	1	9	0	0	17	2	248	22	10	16	0	0	1
0	0	9 +	0	0	5 +	2 -	61 +	10 -	4 -	2 +	0	0	8 +
0	1	18	0	0	13	0	92	2	6	11	0	0	6
0	0	9	0	0	5	0	60	4	8	12	0	0	1
0	1 +	9 +	0	0	8 +	0	32 +	2 -	2 -	1 -	0	0	5 +
0	0	0	0	0	9	0	43	1	0	6	0	0	0
0	0	0	0	0	7	0	78	0	0	4	0	0	0
0	0	0	0	0	2 +	0	35 -	1 +	0	2 +	0	0	0
0	0	0	0	0	0	0	121	5	0	0	0	0	0
0	0	0	0	0	2	1	93	8	0	0	0	0	0
0	0	0	0	0	2 -	1 -	28 +	3 -	0	0	0	0	0
0	0	0	0	0	0	0	53	4	0	1	0	0	3
0	1	0	0	0	3	1	17	10	2	0	0	0	0
0	1 -	0	0	0	3 -	1 -	36 +	6 -	2 -	1 +	0	0	3 +
0	3	6	0	4	43	4	75	0	0	82	0	0	4
0	2	1	0	0	26	6	69	2	0	32	0	0	5
0	1 +	5 +	0	4 +	17 +	2 -	6 +	2 -	0	50 +	0	0	1 -
0	3	6	0	4	41	0	48	0	0	82	0	0	4
0	2	1	0	0	23	6	39	2	0	32	0	0	5
0	1 +	5 +	0	4 +	18 +	6 -	9 +	2 -	0	50 +	0	0	1 -
0	3	0	0	4	7	0	15	0	0	44	0	0	0
0	0	0	0	0	2	0	1	0	0	0	0	0	0
0	3 +	0	0	4 +	5 +	0	16 +	0	0	44 +	0	0	0
0	0	6	0	0	34	0	33	0	0	38	0	0	4
0	2	1	0	0	21	6	38	2	0	32	0	0	5
0	2 -	5 +	0	0	13 +	6 -	5 -	2 -	0	6 +	0	0	1 -
0	0	0	0	0	2	4	27	0	0	0	0	0	0
0	0	0	0	0	3	0	30	0	0	0	0	0	0
0	0	0	0	0	1 -	4 +	3 -	0	0	0	0	0	0
0	0	0	0	0	2	4	27	0	0	0	0	0	0
0	0	0	0	0	3	0	30	0	0	0	0	0	0
0	0	0	0	0	1 -	4 +	3 -	0	0	0	0	0	0
1	10	83	15	45	92	8	251	72	5	269	0	36	34
0	4	44	14	24	47	25	138	44	2	105	0	7	15
1 +	6 +	39 +	1 +	21 +	45 +	17 -	113 +	28 +	3 +	164 +	0	29 +	19 +

		PAGE 17 PART II ARRESTS BY CHARGE AND AGENCY TYPE			ARSON	FORGERY	FRAUD	EMBEZZLE	STOLEN PROPERTY	VANDAL	ILLEGAL WEAPONS	
		JUVENILE	ADULTS	GRAND TOTAL	OTHER ASSAULTS							
RURAL	73	132	386	518	31	0	5	6	2	3	0	17
	72	20	119	139	13	1	1	2	1	5	0	1
CHANGE		112 +	267 +	379 +	18 +	1 -	4 +	4 +	1 +	2 -	0	16 +
SHERIFF	73	131	365	496	30	0	5	1	2	2	0	17
	72	20	92	112	13	0	1	1	1	4	0	1
CHANGE		111 +	273 +	384 +	17 +	0	4 +	0	1 +	2 -	0	16 +
STATE POLICE	73	1	21	22	1	0	0	5	0	1	0	0
	72	0	27	27	0	1	0	0	0	1	0	0
CHANGE		1 +	6 -	5 -	1 +	1 -	0	4 +	0	0	0	0
MUNICIPAL	73	82	453	535	43	2	0	1	0	2	14	6
	72	78	344	422	43	0	1	1	0	2	12	9
CHANGE		4 +	109 +	113 +	0	2 +	1 -	0	0	0	2 +	3 -
CHESTER PD	73	2	12	14	0	0	0	0	0	0	0	0
	72	0	0	0	0	0	0	0	0	0	0	0
CHANGE		2 +	12 +	14 +	0	0	0	0	0	0	0	0
WEIRTON PD	73	80	441	521	43	2	0	1	0	2	14	6
	72	78	326	404	40	0	0	1	0	2	12	9
CHANGE		2 +	115 +	117 +	3 +	2 +	0	0	0	0	2 +	3 -
NEW CUMBERLAND PD	73	0	0	0	0	0	0	0	0	0	0	0
	72	0	18	18	3	0	1	0	0	0	0	0
CHANGE		0	18 -	18 -	3 -	0	1 -	0	0	0	0	0
<b>HARDY COUNTY</b>	<b>TOTAL</b>	<b>73</b>	<b>9</b>	<b>199</b>	<b>208</b>	<b>8</b>	<b>0</b>	<b>30</b>	<b>0</b>	<b>0</b>	<b>3</b>	<b>2</b>
	<b>72</b>	<b>10</b>	<b>164</b>	<b>174</b>	<b>13</b>	<b>1</b>	<b>0</b>	<b>11</b>	<b>0</b>	<b>0</b>	<b>2</b>	<b>4</b>
CHANGE		1 -	35 +	34 +	5 -	1 -	0	19 +	0	0	1 +	2 -
RURAL	73	4	173	177	8	0	0	30	0	0	3	2
	72	8	131	139	11	0	0	11	0	0	2	4
CHANGE		4 -	42 +	38 +	3 -	1 -	0	19 +	0	0	1 +	2 -
SHERIFF	73	0	13	13	0	0	0	0	0	0	0	0
	72	0	9	9	0	0	0	0	0	0	0	0
CHANGE		0	9 +	9 +	0	0	0	0	0	0	0	0
STATE POLICE	73	4	160	164	8	0	0	30	0	0	3	2
	72	8	127	135	11	1	0	11	0	0	2	4
CHANGE		4 -	33 +	29 +	3 -	1 -	0	19 +	0	0	1 +	2 -
MUNICIPAL	73	5	26	31	0	0	0	0	0	0	0	0
	72	2	33	35	2	0	0	0	0	0	0	0
CHANGE		3 +	7 -	4 -	2 -	0	0	0	0	0	0	0
MOOREFIELD PD	73	5	26	31	0	0	0	0	0	0	0	0
	72	2	33	35	2	0	0	0	0	0	0	0
CHANGE		3 +	7 -	4 -	2 -	0	0	0	0	0	0	0

		PAGE 19 PART II ARRESTS BY CHARGE AND AGENCY TYPE			ARSON	FORGERY	FRAUD	EMBEZZLE	STOLEN PROPERTY	VANDAL	ILLEGAL WEAPONS	
		JUVENILE	ADULTS	GRAND TOTAL	OTHER ASSAULTS							
<b>HARRISON COUNTY</b>	<b>TOTAL</b>	<b>73</b>	<b>105</b>	<b>1615</b>	<b>1720</b>	<b>40</b>	<b>7</b>	<b>11</b>	<b>2</b>	<b>4</b>	<b>19</b>	<b>13</b>
	<b>72</b>	<b>94</b>	<b>1532</b>	<b>1626</b>	<b>61</b>	<b>1</b>	<b>10</b>	<b>23</b>	<b>0</b>	<b>6</b>	<b>30</b>	<b>23</b>
CHANGE		11 +	83 +	94 +	21 -	1 +	3 -	12 -	2 +	2 -	11 -	10 -
RURAL	73	53	614	667	33	1	7	11	2	4	12	9
	72	61	622	683	37	1	3	23	0	5	13	15
CHANGE		8 -	8 -	16 -	4 -	0	4 +	12 -	2 +	1 -	1 -	6 -
SHERIFF	73	46	236	282	23	1	5	4	0	4	1	4
	72	47	177	224	0	0	0	0	0	3	3	1
CHANGE		1 -	59 +	58 +	23 +	1 +	5 +	4 +	0	1 +	2 -	3 +
STATE POLICE	73	7	378	385	10	0	2	7	2	0	11	5
	72	14	445	459	37	1	3	23	0	2	10	14
CHANGE		7 -	67 -	74 -	27 -	1 -	1 -	16 -	2 +	2 -	1 +	9 +
MUNICIPAL	73	52	1001	1053	7	1	0	0	0	0	7	4
	72	33	910	943	24	0	7	0	0	1	17	8
CHANGE		19 +	91 +	110 +	17 -	1 +	7 -	0	0	1 -	10 -	4 -
BRIDGEPORT PD	73	3	23	26	0	0	0	0	0	0	0	0
	72	0	44	44	0	0	0	0	0	0	0	0
CHANGE		3 +	21 -	18 -	0	0	0	0	0	0	0	0
CLARKSBURG PD	73	35	873	908	4	1	0	0	0	0	0	4
	72	32	826	858	20	0	7	0	0	1	10	8
CHANGE		3 +	47 +	50 +	16 -	1 +	7 -	0	0	1 -	10 -	4 -
SALEM PD	73	0	50	50	0	0	0	0	0	0	1	0
	72	1	9	10	2	0	0	0	0	0	0	0
CHANGE		1 -	41 +	40 +	2 -	0	0	0	0	0	1 +	0
SHENNSTON PD	73	0	0	0	0	0	0	0	0	0	0	0
	72	0	0	0	0	0	0	0	0	0	0	0
CHANGE		0	0	0	0	0	0	0	0	0	0	0
STONFWOOD PD	73	6	34	40	2	0	0	0	0	0	0	0
	72	0	9	9	2	0	0	0	0	0	0	0
CHANGE		6 +	25 +	31 +	0	0	0	0	0	0	0	0
ANNORF PD	73	1	0	1	0	0	0	0	0	0	0	0
	72	0	1	1	0	0	0	0	0	0	0	0
CHANGE		1 +	1 -	0	0	0	0	0	0	0	0	0
NUTTER FORT PD	73	7	21	28	1	0	0	0	0	0	6	0
	72	0	21	21	0	0	0	0	0	0	7	0
CHANGE		7 +	0	7 +	1 +	0	0	0	0	0	1 -	0
LUMBERPORT PD	73	0	0	0	0	0	0	0	0	0	0	0
	72	0	0	0	0	0	0	0	0	0	0	0
CHANGE		0	0	0	0	0	0	0	0	0	0	0



		PAGE 21 PART II ARRESTS BY CHARGE AND AGENCY TYPE				ARSON	FORGERY	FRAUD	EMBEZZLE	STOLEN PROPERTY	VANDAL	ILLEGAL WEAPONS	
		JUVENILE	ADULTS	GRAND TOTAL	OTHER ASSAULTS								
JACKSON COUNTY	TOTAL	73	30	472	502	12	1	0	6	0	3	9	5
	CHANGE	72	45	522	567	8	4	4	6	0	3	1	5
			15 -	50 -	65 -	4 +	3 -	4 -	0	0	3 +	8 +	0
	RURAL	73	24	326	350	12	0	0	6	0	3	6	5
	CHANGE	72	20	318	338	7	0	4	6	0	0	0	4
			4 +	8 +	12 +	5 +	0	4 -	0	0	3 +	6 +	1 +
	SHERIFF	73	14	231	245	11	0	0	0	0	3	4	3
	CHANGE	72	12	138	150	5	0	0	6	0	0	0	2
			2 +	93 +	95 +	6 +	0	0	6 -	0	3 +	4 +	1 +
	STATF POLICE	73	10	95	105	1	0	0	6	0	0	2	2
	CHANGE	72	8	180	188	2	0	4	0	0	0	0	2
			2 +	85 -	83 -	1 -	0	4 -	6 +	0	0	2 +	0
	MUNICIPAL	73	6	146	152	0	1	0	0	0	0	3	0
	CHANGE	72	25	204	229	1	4	0	0	0	0	1	1
			19 -	58 -	77 -	1 -	3 -	0	0	0	0	2 +	1 -
	RAVENSWOOD PD	73	6	67	73	0	1	0	0	0	0	3	0
	CHANGE	72	15	74	89	1	4	0	0	0	0	1	0
			9 -	7 -	16 -	1 -	3 -	0	0	0	0	2 +	0
	RIPLEY PD	73	0	79	79	0	0	0	0	0	0	0	0
	CHANGE	72	10	130	140	0	0	0	0	0	0	0	1
			10 -	51 -	61 -	0	0	0	0	0	0	0	1 -
JEFFERSON COUNTY	TOTAL	73	70	594	664	26	1	8	8	0	2	25	23
	CHANGE	72	44	467	511	50	0	22	1	1	1	18	17
			26 +	127 +	153 +	24 -	1 +	14 -	7 +	1 -	1 +	18 +	6 +
	RURAL	73	68	510	578	23	1	8	8	0	2	24	21
	CHANGE	72	40	341	381	40	0	22	1	1	2	4	16
			28 +	169 +	197 +	17 -	1 +	14 -	7 +	1 -	2 +	20 +	5 +
	SHERIFF	73	60	317	377	17	0	4	6	0	1	18	15
	CHANGE	72	30	196	226	27	0	16	1	0	0	3	11
			30 +	121 +	151 +	10 -	0	12 -	5 +	0	1 +	15 +	4 +
	STATE POLICE	73	8	193	201	6	1	4	2	0	1	6	6
	CHANGE	72	10	145	155	13	0	6	0	1	0	1	5
			2 -	48 +	46 +	7 -	1 +	2 -	2 +	1 -	1 +	5 +	1 +
	MUNICIPAL	73	2	84	86	3	0	0	0	0	0	1	2
	CHANGE	72	4	126	130	10	0	0	0	0	1	3	1
			2 -	42 -	44 -	7 -	0	0	0	0	1 -	2 -	1 +
	CHARLES TOWN PD	73	1	48	49	0	0	0	0	0	0	1	0
	CHANGE	72	2	53	55	2	0	0	0	0	0	3	0
			1 -	5 -	6 -	2 -	0	0	0	0	0	2 -	0
		PAGE 23 PART II ARRESTS BY CHARGE AND AGENCY TYPE				ARSON	FORGERY	FRAUD	EMBEZZLE	STOLEN PROPERTY	VANDAL	ILLEGAL WEAPONS	
		JUVENILE	ADULTS	GRAND TOTAL	OTHER ASSAULTS								
SHEPHERDSTOWN PD	TOTAL	73	0	6	6	0	0	0	0	0	0	0	
	CHANGE	72	0	0	0	0	0	0	0	0	0	0	
			0	6 +	6 +	0	0	0	0	0	0	0	
RANSON PD	TOTAL	73	1	30	31	3	0	0	0	0	0	2	
	CHANGE	72	2	73	75	8	0	0	0	0	1	0	
			1 -	43 -	44 -	5 -	0	0	0	0	1 -	1 +	
KANAWHA COUNTY	TOTAL	73	1456	10520	11976	281	33	62	370	1	83	118	162
	CHANGE	72	1406	10266	11672	417	3	117	130	6	86	69	149
			50 +	254 +	304 +	136 -	30 +	55 -	240 +	5 -	3 -	49 +	13 +
	RURAL	73	410	4464	4874	161	29	39	357	0	39	109	81
	CHANGE	72	272	3994	4266	131	2	87	122	3	32	46	54
			138 +	470 +	608 +	30 +	27 +	48 -	235 +	3 -	7 +	63 +	27 +
	SHERIFF	73	145	2141	2286	59	21	24	346	0	3	46	22
	CHANGE	72	85	1777	1862	47	0	63	118	3	9	20	15
			60 +	364 +	424 +	12 +	21 +	39 -	228 +	3 -	6 -	26 +	7 +
	STATE POLICE	73	265	2323	2588	102	8	15	11	0	36	63	59
	CHANGE	72	187	2217	2404	84	2	24	4	0	23	26	39
			78 +	106 +	184 +	18 +	6 +	9 -	7 +	0	13 +	37 +	20 +
	MUNICIPAL	73	1046	6056	7102	120	4	23	13	1	44	9	81
	CHANGE	72	1134	6272	7406	286	1	30	8	3	54	23	95
			88 -	216 -	304 -	166 -	3 +	7 -	5 +	2 -	10 -	14 -	14 -
	RFLE PD	73	0	71	71	0	0	0	0	0	0	0	0
	CHANGE	72	1	21	22	0	0	0	0	0	0	0	0
			1 -	50 +	49 +	0	0	0	0	0	0	0	0
	CHARLESTON PD	73	496	4058	4754	60	4	17	13	0	39	1	60
	CHANGE	72	756	4272	5068	221	1	27	7	3	52	5	64
			100 -	214 -	314 -	161 -	3 +	10 -	6 +	3 -	13 -	4 -	4 -
	DUNBAR PD	73	14	225	239	12	0	0	0	0	0	0	1
	CHANGE	72	3	16	19	0	0	0	0	0	0	0	0
			11 +	209 +	220 +	12 +	0	0	0	0	1 -	0	1 +
	NITRO PD	73	72	356	428	0	0	0	0	0	0	1	1
	CHANGE	72	22	125	147	0	0	0	0	0	0	0	0
			50 +	231 +	281 +	0	0	0	0	0	0	1 +	1 +
	ST ALBANS PD	73	39	295	334	6	0	0	0	0	0	7	2
	CHANGE	72	57	508	565	13	0	0	0	0	0	12	7
			18 -	213 -	231 -	7 -	0	0	0	0	0	5 -	5 -
	SOUTH CHARLESTON PD	73	197	726	923	41	0	6	0	1	3	0	17
	CHANGE	72	214	931	1145	48	0	3	1	0	1	6	24
			17 -	205 -	222 -	7 -	0	3 +	1 -	1 +	2 +	6 -	7 -



COMPL VICE	SEX OFFENSES	PART II NARCOTIC AND DRUG		ARRESTS BY FAMILY OFFENSES		PAGE 22 BY CHARGE DRIVING UND INFL		AND AGENCY TYPE LIQUOR LAWS DRUNK-ENNESS		DISORD CONDUCT	VAGRANCY	OTHER OFFENSES	SUSPICION	CURFEW LOITER	RUN-AMAYS
0	7	3	0	17	47	35	293	1	0	48	0	0	0	15	
0	3	5	0	28	92	0	319	2	1	60	0	4	0	25	
0	4 +	2 -	0	11 -	45 -	35 +	26 -	1 -	1 -	12 -	0	4 -	0	10 -	
0	6	3	0	17	29	27	181	0	0	43	0	0	0	12	
0	2	1	0	27	63	0	148	1	0	98	0	0	0	17	
0	4 +	2 +	0	10 -	34 -	27 +	33 +	1 -	0	15 -	0	0	0	5 -	
0	2	1	0	16	21	27	146	0	0	6	0	0	0	5	
0	2	0	0	23	16	0	58	0	0	27	0	0	0	11	
0	0	1 +	0	7 -	5 +	27 +	88 +	0	0	21 -	0	0	0	6 -	
0	4	2	0	1	8	0	35	0	0	37	0	0	0	7	
0	0	1	0	4	47	0	90	1	0	31	0	0	0	6	
0	4 +	1 +	0	3 -	39 -	0	55 -	1 -	0	6 +	0	0	0	1 +	
0	1	0	0	0	18	8	112	1	0	5	0	0	0	3	
0	1	4	0	1	29	0	171	1	1	2	0	4	0	8	
0	0	4 -	0	1 -	11 -	8 +	59 -	0	1 -	3 +	0	4 -	0	5 -	
0	1	0	0	0	13	1	47	1	0	3	0	0	0	3	
0	1	3	0	1	18	0	50	1	1	0	0	4	0	4	
0	0	3 -	0	1 -	5 -	1 +	3 -	0	1 -	3 +	0	4 -	0	1 -	
0	0	0	0	0	5	7	65	0	0	2	0	0	0	0	
0	0	1 -	0	0	11	0	121	0	0	2	0	0	0	4	
0	0	1 -	0	0	6 -	7 +	56 -	0	0	0	0	0	0	4 -	
0	1	22	0	12	105	0	175	50	0	201	0	0	0	5	
0	0	18	2	22	85	1	155	72	1	48	0	0	0	8	
0	1 +	4 +	2 -	10 -	20 +	1 -	20 +	22 -	1 -	153 +	0	0	0	3 -	
0	1	22	0	12	82	0	126	42	0	201	0	0	0	5	
0	0	18	2	22	53	1	100	45	0	48	0	0	0	8	
0	1 +	4 +	2 -	10 -	29 +	1 -	26 +	3 -	0	153 +	0	0	0	3 -	
0	1	1	0	10	28	0	47	41	0	185	0	0	0	3	
0	0	9	0	21	20	0	39	42	0	32	0	0	0	5	
0	1 +	8 -	0	11 -	8 +	0	8 +	1 -	0	153 +	0	0	0	2 -	
0	0	21	0	2	54	0	79	1	0	16	0	0	0	2	
0	0	9	2	1	33	1	61	3	0	16	0	0	0	3	
0	0	12 +	2 -	1 +	21 +	1 -	18 +	2 -	0	0	0	0	0	1 -	
0	0	0	0	0	23	0	49	8	0	0	0	0	0	0	
0	0	0	0	0	32	0	55	27	1 -	0	0	0	0	0	
0	0	0	0	0	9 -	0	6 -	19 -	1 -	0	0	0	0	0	
0	0	0	0	0	6	0	42	0	0	0	0	0	0	0	
0	0	0	0	0	15	0	31	3	1	0	0	0	0	0	
0	0	0	0	0	9 -	0	11 +	3 -	1 -	0	0	0	0	0	

COMPL VICE	SEX OFFENSES	PART II NARCOTIC AND DRUG		ARRESTS BY FAMILY OFFENSES		PAGE 24 BY CHARGE DRIVING UND INFL		AND AGENCY TYPE LIQUOR LAWS DRUNK-ENNESS		DISORD CONDUCT	VAGRANCY	OTHER OFFENSES	SUSPICION	CURFEW LOITER	RUN-AMAYS
0	0	0	0	0	5	0	1	0	0	0	0	0	0	0	
0	0	0	0	0	0	0	0	0	0	0	0	0	0	0	
0	0	0	0	0	5 +	0	1 +	0	0	0	0	0	0	0	
0	0	0	0	0	12	0	6	8	0	0	0	0	0	0	
0	0	0	0	0	17	0	24	24	0	0	0	0	0	0	
0	0	0	0	0	5 -	0	18 -	16 -	0	0	0	0	0	0	
47	46	284	62	44	809	76	7088	316	4	1566	0	346	178		
68	38	153	201	84	955	101	6656	471	5	1381	0	411	171		
21 -	8 +	131 +	139 -	40 -	146 -	25 -	432 +	155 -	1 -	185 +	0	65 -	7 +		
4	10	98	20	30	378	33	2228	6	0	1171	0	0	81		
18	12	70	58	50	432	48	2030	36	2	959	0	2	72		
14 -	2 -	28 +	38 -	20 -	54 -	15 -	198 +	30 -	2 -	212 +	0	2 -	9 +		
1	5	26	11	21	121	15	700	2	0	839	0	0	24		
18	8	49	57	25	78	33	655	5	0	626	0	0	33		
17 -	3 -	23 -	46 -	4 -	43 +	18 -	45 +	3 -	0	213 +	0	0	9 -		
3	5	72	9	9	257	18	1528	4	0	332	0	0	57		
0	4	21	1	25	354	15	1375	31	2	333	0	2	39		
3 +	1 +	51 +	8 +	16 -	97 -	3 +	153 +	27 -	2 -	1 -	0	2 -	18 +		
43	36	186	42	14	431	43	4880	310	4	395	0	346	97		
90	26	83	143	34	523	53	4626	435	3	422	0	409	99		
7 -	10 +	103 +	101 -	20 -	92 -	10 -	234 +	125 -	1 +	27 -	0	63 -	2 -		
0	0	0	0	0	13	1	55	2	0	0	0	0	0	0	
0	0	0	0	0	4	0	17	0	0	0	0	0	0	1	
0	0	0	0	0	9 +	1 +	38 +	2 +	0	0	0	0	0	1 -	
43	28	126	40	14	90	39	3464	215	2	248	0	186	65		
90	19	67	133	34	119	46	3252	353	1	313	0	248	73		
7 -	9 +	59 +	93 -	20 -	29 -	7 -	212 +	118 -	1 +	65 -	0	62 -	8 -		
0	1	9	0	0	29	0	146	28	1	5	0	0	7		
0	0	2	0	0	6	7	1	2	0	0	0	0	0	7	
0	1 +	7 +	0	0	23 +	7 -	145 +	26 +	1 +	5 +	0	0	7	7 +	
0	0	21	0	0	47	1	298	0	1	33	0	24	1		
0	1	1	0	0	9	0	104	5	0	14	0	12	1		
0	1 -	20 +	0	0	38 +	1 +	194 +	5 -	1 +	19 +	0	12 +	0		
0	2	1	0	0	84	0	201	4	0	6	0	21	0		
0	3	4	10	0	137	0	342	5	0	17	0	15	0		
0	1 -	3 -	10 -	0	53 -	0	141 -	1 -	0	11 -	0	6 +	0		
0	5	29	2	0	135	0	423	41	0	100	0	103	17		
0	3	5	0	0	185	0	582	66	2	75	0	122	18		
0	2 +	20 +	2 +	0	50 -	0	159 -	25 -	2 -	25 +	0	19 -	1 -		

		PAGE 25 PART II ARRESTS BY CHARGE AND AGENCY TYPE				ARSON	FORGERY	FRAUD	EMBEZZLE	STOLEN PROPERTY	VANDAL	ILLEGAL WEAPONS
		JUVENILE	ADULTS	GRAND TOTAL	OTHER ASSAULTS							
CHESAPEAKE PD	73	6	44	50	1	0	0	0	0	2	0	0
	72	18	53	71	3	0	0	0	0	0	0	0
CHANGE		12 -	9 -	21 -	2 -	0	0	0	0	2 +	0	0
HARMET PD	73	1	42	43	0	0	0	0	0	0	0	0
	72	0	24	24	0	0	0	0	0	0	0	0
CHANGE		1 +	18 +	19 +	0	0	0	0	0	0	0	0
EAST BANK PD	73	0	5	5	0	0	0	0	0	0	0	0
	72	0	2	2	1	0	0	0	0	0	0	0
CHANGE		0	3 +	3 +	1 -	0	0	0	0	0	0	0
GLASGOW PD	73	0	1	1	0	0	0	0	0	0	0	0
	72	0	0	0	0	0	0	0	0	0	0	0
CHANGE		0	1 +	1 +	0	0	0	0	0	0	0	0
CLEDENIN PD	73	15	133	148	0	0	0	0	0	0	0	0
	72	11	124	135	0	0	0	0	0	0	0	0
CHANGE		4 +	9 +	13 +	0	0	0	0	0	0	0	0
CFDAR GROVE PD	73	6	100	106	0	0	0	0	0	0	0	0
	72	12	196	208	0	0	0	0	0	0	0	0
CHANGE		6 -	96 -	102 -	0	0	0	0	0	0	0	0
LEWIS COUNTY	TOTAL	73	21	398	419	16	0	11	0	0	3	0
	72	21	430	451	16	1	5	0	0	0	1	1
CHANGE		0	32 -	32 -	0	1 -	5 -	11 +	0	3 +	1 -	
RURAL	73	17	222	239	15	0	11	0	0	3	0	
	72	12	192	204	13	0	3	0	0	0	1	
CHANGE		5 +	30 +	35 +	2 +	0	3 -	11 +	0	3 +	1 -	
SHERIFF	73	13	172	185	14	0	0	0	0	0	0	
	72	8	114	122	9	0	2	0	0	0	0	
CHANGE		5 +	58 +	63 +	5 +	0	2 -	0	0	0	0	
STATE POLICE	73	4	50	54	1	0	11	0	0	3	0	
	72	4	78	82	4	0	1	0	0	0	1	
CHANGE		0	28 -	28 -	3 -	0	1 -	11 +	0	3 +	1 -	
MUNICIPAL	73	4	176	180	1	0	0	0	0	0	0	
	72	9	238	247	3	1	2	0	0	0	0	
CHANGE		5 -	62 -	67 -	2 -	1 -	2 -	0	0	0	0	
WESTON PD	73	4	176	180	1	0	0	0	0	0	0	
	72	9	238	247	3	1	2	0	0	0	0	
CHANGE		5 -	62 -	67 -	2 -	1 -	2 -	0	0	0	0	
LINCOLN COUNTY	TOTAL	73	43	740	783	35	3	1	0	6	11	
	72	26	801	827	42	2	6	11	1	14	26	
CHANGE		17 +	61 -	44 -	7 -	1 +	5 -	11 -	1 -	6 -	15 -	

		PAGE 27 PART II ARRESTS BY CHARGE AND AGENCY TYPE				ARSON	FORGERY	FRAUD	EMBEZZLE	STOLEN PROPERTY	VANDAL	ILLEGAL WEAPONS
		JUVENILE	ADULTS	GRAND TOTAL	OTHER ASSAULTS							
RURAL	73	43	740	783	35	3	1	0	0	2	8	11
	72	26	801	827	42	2	6	11	1	6	14	26
CHANGE		17 +	61 -	44 -	7 -	1 +	5 -	11 -	1 -	4 -	6 -	15 -
SHERIFF	73	8	335	343	9	3	0	0	0	1	1	2
	72	5	232	237	10	1	1	0	1	1	6	6
CHANGE		13 +	103 +	116 +	1 -	2 +	1 -	0	1 -	0	5 -	4 -
STATE POLICE	73	25	405	430	26	0	1	0	0	1	7	9
	72	21	569	590	32	1	5	11	0	5	8	20
CHANGE		4 +	164 -	160 -	6 -	1 -	4 -	11 -	0	4 -	1 -	11 -
LOGAN COUNTY	TOTAL	73	174	1822	1996	126	2	6	41	1	22	50
	72	33	1112	1145	64	0	1	8	0	1	10	11
CHANGE		141 +	710 +	851 +	62 +	2 +	5 +	33 +	1 +	21 +	40 +	17 +
RURAL	73	130	1358	1488	109	2	5	41	1	19	50	27
	72	19	601	620	59	0	1	8	0	1	8	19
CHANGE		111 +	757 +	868 +	50 +	2 +	4 +	33 +	1 +	18 +	42 +	8 +
SHERIFF	73	25	348	373	10	1	0	0	0	0	2	2
	72	6	73	79	0	0	0	0	0	0	2	1
CHANGE		19 +	275 +	294 +	10 +	1 +	0	0	0	0	2 +	1 +
STATE POLICE	73	105	1010	1115	99	1	5	41	1	19	48	25
	72	13	528	541	59	0	1	8	0	1	8	7
CHANGE		92 +	482 +	574 +	40 +	1 +	4 +	33 +	1 +	18 +	40 +	18 +
MUNICIPAL	73	44	464	508	17	0	1	0	0	3	0	1
	72	14	511	525	5	0	0	0	0	0	2	3
CHANGE		30 +	47 -	17 -	12 +	0	1 +	0	0	3 +	2 -	2 -
LOGAN PD	73	37	462	499	17	0	1	0	0	0	0	1
	72	4	509	513	5	0	0	0	0	0	0	2
CHANGE		33 +	47 -	14 -	12 +	0	1 +	0	0	0	0	1 -
MAN PD	73	7	2	9	0	0	0	0	0	3	0	0
	72	10	2	12	0	0	0	0	0	0	2	1
CHANGE		3 -	0	3 -	0	0	0	0	0	3 +	2 -	1 -
MCDOWELL COUNTY	TOTAL	73	68	2060	2128	51	0	1	0	7	3	34
	72	46	2047	2093	89	1	1	5	0	8	4	49
CHANGE		22 +	13 +	35 +	38 -	1 -	0	5 -	0	1 -	1 -	15 -
RURAL	73	45	898	943	47	0	1	0	0	3	1	29
	72	34	916	950	82	1	0	5	0	7	4	33
CHANGE		11 +	18 -	7 -	35 -	1 -	1 +	5 -	0	4 -	3 -	4 -
SHERIFF	73	6	290	296	6	0	0	0	0	1	0	3
	72	2	173	175	7	0	0	0	0	0	0	1
CHANGE		4 +	117 +	121 +	1 -	0	0	0	0	1 +	0	2 +

PAGE 26													
COMPLICE	SEX OFFENSES	PART II NARCOTIC AND DRUG	GAMBLING	ARRESTS BY FAMILY OFFENSES	CHARGE DRIVING UND INFL	AND LIQUOR LAWS	AGENCY TYPE DRUNK-ENNESS	DISORD CONDUCT	VAGRANCY	OTHER OFFENSES	SUSPICION	CURFEN LOITER	RUN-AWAYS
0	0	0	0	0	12	0	29	0	0	2	0	4	0
0	0	0	0	0	17	0	35	2	0	1	0	12	1
0	0	0	0	0	5 -	0	6 -	2 -	0	1 +	0	8 -	1 -
0	0	0	0	0	6	0	37	0	0	0	0	0	0
0	0	0	0	0	2	0	22	0	0	0	0	0	0
0	0	0	0	0	4 +	0	15 +	0	0	0	0	0	0
0	0	0	0	0	1	0	2	2	0	0	0	0	0
0	0	0	0	0	0	0	1	0	0	0	0	0	0
0	0	0	0	0	1 +	0	1 +	2 +	0	0	0	0	0
0	0	0	0	0	0	0	1	0	0	0	0	0	0
0	0	0	0	0	0	0	0	0	0	0	0	0	0
0	0	0	0	0	0	0	1 +	0	0	0	0	0	0
0	0	0	0	0	1	0	117	16	0	1	0	6	7
0	0	0	0	0	3	0	109	18	0	2	0	0	3
0	0	0	0	0	2 -	0	8 +	2 -	0	1 -	0	6 +	4 +
0	0	0	0	0	13	2	87	2	0	0	0	2	0
0	0	0	0	0	41	0	161	4	0	0	0	0	2
0	0	0	0	0	28 -	2 +	74 -	2 -	0	0	0	2 +	2 -
0	2	3	0	0	40	0	245	8	0	82	0	0	9
0	0	1	1	2	39	2	285	4	0	87	0	0	4
0	2 +	1 -	1 -	2 -	1 +	2 -	40 -	4 +	0	5 -	0	0	5 +
0	2	2	0	0	29	0	88	0	0	82	0	0	7
0	0	2	1	2	13	2	79	0	0	87	0	0	1
0	2 +	0	1 -	2 -	16 +	2 -	9 +	0	0	5 -	0	0	6 +
0	0	0	0	0	22	0	73	0	0	73	0	0	3
0	0	0	0	0	2	0	59	0	0	50	0	0	0
0	0	0	0	0	20 +	0	14 +	0	0	23 +	0	0	3 +
0	2	2	0	0	7	0	15	0	0	9	0	0	4
0	0	2	1	2	11	2	20	0	0	37	0	0	1
0	2 +	0	1 -	2 -	4 -	2 -	5 -	0	0	28 -	0	0	3 +
0	0	1	0	0	11	0	157	8	0	0	0	0	2
0	0	2	0	0	26	0	206	4	0	0	0	0	3
0	0	1 -	0	0	15 -	0	49 -	4 +	0	0	0	0	1 -
0	0	1	0	0	11	0	157	8	0	0	0	0	2
0	0	2	0	0	26	0	206	4	0	0	0	0	3
0	0	1 -	0	0	15 -	0	49 -	4 +	0	0	0	0	1 -
0	0	7	0	39	47	10	460	23	0	118	0	2	17
0	3	4	19	11	88	18	491	14	0	61	0	0	10
0	3 -	3 +	19 -	28 +	41 -	8 -	31 -	9 +	0	57 +	0	2 +	7 +

PAGE 28													
COMPLICE	SEX OFFENSES	PART II NARCOTIC AND DRUG	GAMBLING	ARRESTS BY FAMILY OFFENSES	CHARGE DRIVING UND INFL	AND LIQUOR LAWS	AGENCY TYPE DRUNK-ENNESS	DISORD CONDUCT	VAGRANCY	OTHER OFFENSES	SUSPICION	CURFEN LOITER	RUN-AWAYS
0	0	7	0	39	47	10	460	23	0	118	0	2	17
0	3	4	19	11	88	18	491	14	0	61	0	0	10
0	3 -	3 +	19 -	28 +	41 -	8 -	31 -	9 +	0	57 +	0	2 +	7 +
0	0	3	0	1	10	1	235	13	0	74	0	0	0
0	0	1	0	2	12	0	156	0	0	39	0	0	1
0	0	2 +	0	1 -	2 -	1 +	79 +	13 +	0	35 +	0	0	1 -
0	0	4	0	38	37	9	225	10	0	44	0	2	17
0	3	3	19	9	76	18	335	14	0	22	0	0	9
0	3 -	1 +	19 -	29 +	39 -	9 -	110 -	4 -	0	22 +	0	2 +	8 +
0	1	30	11	32	47	11	1186	26	4	323	0	8	41
1	0	4	2	19	92	56	590	65	20	183	0	12	6
1 -	1 +	26 +	9 +	13 +	45 -	45 -	596 +	39 -	16 -	140 +	0	4 -	35 +
0	1	25	11	30	44	11	795	8	0	278	0	0	31
1	0	4	2	18	55	56	282	5	20	84	0	3	5
1 -	1 +	21 +	9 +	12 +	11 -	45 -	513 +	3 +	20 -	194 +	0	3 -	26 +
0	0	20	0	4	7	5	290	5	0	25	0	0	2
0	0	3	0	1	5	0	61	5	0	0	0	3	0
0	0	17 +	0	3 +	2 +	5 +	229 +	0	0	25 +	0	3 -	2 +
0	1	5	11	26	37	6	505	3	0	293	0	0	29
1	0	1	2	17	50	56	221	0	20	84	0	0	5
1 -	1 +	4 +	9 +	9 +	13 -	50 -	284 +	3 +	20 -	169 +	0	0	24 +
0	0	5	0	2	3	0	391	18	4	45	0	8	10
0	0	0	0	1	37	0	308	60	0	99	0	9	1
0	0	5 +	0	1 +	34 -	0	83 +	42 -	4 +	54 -	0	1 -	9 +
0	0	3	0	2	3	0	390	18	4	45	0	5	10
0	0	0	0	1	36	0	308	60	0	99	0	1	1
0	0	3 +	0	1 +	33 -	0	82 +	42 -	4 +	54 -	0	4 +	9 +
0	0	2	0	0	0	0	1	0	0	0	0	3	0
0	0	0	0	0	1	0	0	0	0	0	0	8	0
0	0	2 +	0	0	1 -	0	1 +	0	0	0	0	5 -	0
0	2	49	28	52	138	29	1454	127	0	120	0	2	31
0	6	6	26	82	93	18	1485	116	16	69	0	2	17
0	4 -	43 +	2	30 -	45 +	11 +	31 -	11 +	16 -	51 +	0	0	14 +
0	2	39	21	52	86	7	565	2	0	57	0	0	31
0	4	6	26	82	73	17	530	2	15	44	0	2	17
0	2 -	33 +	5 -	30 -	13 +	10 -	35 +	0	15 -	13 +	0	2 -	14 +
0	1	23	0	16	13	0	222	2	0	9	0	0	0
0	1	0	0	5	5	0	153	2	0	0	0	0	0
0	0	22 +	0	11 +	8 +	0	69 +	0	0	9 +	0	0	0

		PAGE 29				PART II ARRESTS BY CHARGE AND AGENCY TYPE							
		JUVENILE	ADULTS	GRAND TOTAL	OTHER ASSAULTS	ARSON	FORGERY	FRAUD	EMBEZZLE	STOLEN PROPERTY	VANDAL	ILLEGAL WEAPONS	
STATF POLICE	73	39	608	647	41	0	1	0	0	2	1	26	
	72	32	743	775	75	1	0	5	0	7	4	32	
CHANGE		7 +	135 -	128 -	34 -	1 -	1 +	5 -	0	5 -	3 -	6 -	
MUNICIPAL	73	23	1162	1185	4	0	0	0	0	4	2	5	
	72	12	1131	1143	7	0	1	0	0	1	0	16	
CHANGE		11 +	31 +	42 +	3 -	0	1 -	0	0	3 +	2 +	11 -	
KFYSTONE PD	73	0	177	177	0	0	0	0	0	0	0	5	
	72	0	206	206	4	0	0	0	0	0	0	12	
CHANGE		0	29 -	29 -	4 -	0	0	0	0	0	0	7 -	
WAR PD	73	2	190	192	0	0	0	0	0	0	0	0	
	72	0	196	196	0	0	0	0	0	0	0	0	
CHANGE		2 +	6 -	4 -	0	0	0	0	0	0	0	0	
MELCH PD	73	9	507	516	0	0	0	0	0	4	0	0	
	72	2	379	381	2	0	1	0	0	1	0	2	
CHANGE		7 +	128 +	135 +	2 -	0	1 -	0	0	3 +	0	2 -	
ANAMALT PD	73	0	6	6	0	0	0	0	0	0	2	0	
	72	0	6	6	1	0	0	0	0	0	0	0	
CHANGE		0	0	0	1 -	0	0	0	0	0	2 +	0	
GARY PD	73	0	0	0	0	0	0	0	0	0	0	0	
	72	0	1	1	0	0	0	0	0	0	0	0	
CHANGE		0	1 -	1 -	0	0	0	0	0	0	0	0	
NORTH FORK PD	73	0	2	2	0	0	0	0	0	0	0	0	
	72	0	0	0	0	0	0	0	0	0	0	0	
CHANGE		0	2 +	2 +	0	0	0	0	0	0	0	0	
DAVY PD	73	1	122	123	0	0	0	0	0	0	0	0	
	72	6	176	182	0	0	0	0	0	0	0	0	
CHANGE		5 -	54 -	59 -	0	0	0	0	0	0	0	0	
KIMBALL PD	73	11	27	38	4	0	0	0	0	0	0	0	
	72	4	53	57	0	0	0	0	0	0	0	1	
CHANGE		7 +	26 -	19 -	4 +	0	0	0	0	0	0	1 -	
IFAGER PD	73	0	131	131	0	0	0	0	0	0	0	0	
	72	0	114	114	0	0	0	0	0	0	0	1	
CHANGE		0	17 +	17 +	0	0	0	0	0	0	0	1 -	
MARION COUNTY	TOTAL	73	158	1740	1898	127	8	11	0	18	9	22	
	72	99	1395	1494	47	8	8	40	0	23	18	17	
CHANGE		59 +	345 +	404 +	80 +	7 +	3 +	28 -	0	5 -	9 -	5 +	
RURAL	73	104	1187	1291	97	2	9	7	0	16	2	14	
	72	56	613	669	39	2	8	40	0	3	8	3	
CHANGE		48 +	574 +	622 +	58 +	2 +	1 +	33 -	0	13 +	6 -	11 +	

		PAGE 31				PART II ARRESTS BY CHARGE AND AGENCY TYPE							
		JUVENILE	ADULTS	GRAND TOTAL	OTHER ASSAULTS	ARSON	FORGERY	FRAUD	EMBEZZLE	STOLEN PROPERTY	VANDAL	ILLEGAL WEAPONS	
SHERIFF	73	62	686	748	76	2	3	4	0	13	2	7	
	72	5	249	254	20	0	1	1	0	0	4	0	
CHANGE		57 +	437 +	494 +	56 +	2 +	2 +	3 +	0	13 +	2 -	7 +	
STATE POLICE	73	42	501	543	21	0	6	3	0	3	0	7	
	72	51	364	415	19	0	7	39	0	3	4	3	
CHANGE		9 -	137 +	128 +	2 +	0	1 -	36 -	0	0	4 -	4 +	
MUNICIPAL	73	54	553	607	30	6	2	5	0	2	7	8	
	72	43	782	825	8	1	0	0	0	20	10	14	
CHANGE		11 +	229 -	218 -	22 +	5 +	2 +	5 +	0	18 -	3 -	6 -	
FAIRMONT PD	73	40	518	558	30	6	2	5	0	0	5	4	
	72	20	737	757	8	1	0	0	0	20	2	14	
CHANGE		20 +	219 -	199 -	22 +	5 +	2 +	5 +	0	20 -	3 +	10 -	
HANNINGTON PD	73	14	28	42	0	0	0	0	0	2	2	4	
	72	23	28	51	0	0	0	0	0	0	8	0	
CHANGE		9 -	0	9 -	0	0	0	0	0	2 +	6 -	4 +	
RIVESVILLE PD	73	0	7	7	0	0	0	0	0	0	0	0	
	72	0	3	3	0	0	0	0	0	0	0	0	
CHANGE		0	4 +	4 +	0	0	0	0	0	0	0	0	
MONONGAH PD	73	0	0	0	0	0	0	0	0	0	0	0	
	72	0	14	14	0	0	0	0	0	0	0	0	
CHANGE		0	14 -	14 -	0	0	0	0	0	0	0	0	
FAIRVIEW PD	73	0	0	0	0	0	0	0	0	0	0	0	
	72	0	0	0	0	0	0	0	0	0	0	0	
CHANGE		0	0	0	0	0	0	0	0	0	0	0	
FARMINGTON PD	73	0	0	0	0	0	0	0	0	0	0	0	
	72	0	0	0	0	0	0	0	0	0	0	0	
CHANGE		0	0	0	0	0	0	0	0	0	0	0	
GRANT TOWN PD	73	0	0	0	0	0	0	0	0	0	0	0	
	72	0	0	0	0	0	0	0	0	0	0	0	
CHANGE		0	0	0	0	0	0	0	0	0	0	0	
MARSHALL COUNTY	TOTAL	73	118	653	771	63	0	3	9	4	7	11	
	72	184	707	891	61	0	4	5	1	5	16	8	
CHANGE		66 -	54 -	120 -	2 +	0	1 -	4 +	1 -	1 -	9 -	3 +	
RURAL	73	50	279	329	40	0	3	9	0	2	4	6	
	72	52	127	179	9	0	3	4	0	3	5	1	
CHANGE		2 -	152 +	150 +	31 +	0	0	5 +	0	1 -	1 -	5 +	
SHERIFF	73	41	123	164	12	0	0	8	0	2	4	2	
	72	38	44	82	1	0	0	4	0	0	2	1	
CHANGE		3 +	79 +	82 +	11 +	0	0	4 +	0	2 +	2 +	1 +	



		PAGE 33										
		PART II ARRESTS BY CHARGE AND AGENCY TYPE										
		JUVENILE	ADULTS	GRAND TOTAL	OTHER ASSAULTS	ARSON	FORGERY	FRAUD	EMBEZZLE	STOLEN PROPERTY	VANDAL	ILLEGAL WEAPONS
STATE POLICE	73	9	156	165	28	0	3	1	0	0	0	4
	72	14	83	97	8	0	3	0	0	3	3	0
CHANGE		5 -	73 +	68 +	20 +	0	0	1 +	0	3 -	3 -	4 +
MUNICIPAL	73	68	374	442	23	0	0	0	0	2	3	5
	72	132	580	712	52	0	1	1	1	2	11	7
CHANGE		64 -	206 -	270 -	29 -	0	1 -	1 -	1 -	0	8 -	2 -
BRUNSWICK PD	73	10	33	43	2	0	0	0	0	0	0	0
	72	15	34	49	2	0	0	0	0	0	0	0
CHANGE		5 -	1 -	6 -	0	0	0	0	0	0	0	0
CANFRON PD	73	0	0	0	0	0	0	0	0	0	0	0
	72	0	0	0	0	0	0	0	0	0	0	0
CHANGE		0	0	0	0	0	0	0	0	0	0	0
GLEN DALE PD	73	5	21	26	0	0	0	0	0	0	3	0
	72	0	29	29	0	0	0	0	0	2	1	0
CHANGE		5 +	8 -	3 -	0	0	0	0	0	2 -	2 +	0
MCNECHEN PD	73	0	0	0	0	0	0	0	0	0	0	0
	72	0	0	0	0	0	0	0	0	0	0	0
CHANGE		0	0	0	0	0	0	0	0	0	0	0
MOUNDSVILLE PD	73	53	320	373	21	0	0	0	0	2	0	5
	72	117	517	634	50	0	1	1	1	0	10	7
CHANGE		64 -	197 -	261 -	29 -	0	1 -	1 -	1 -	2 +	10 -	2 -
MASON COUNTY	TOTAL	73	56	1090	1146	21	1	8	1	2	5	3
	72	88	599	687	28	0	7	76	0	2	18	1
CHANGE		32 -	491 +	459 +	7 -	1 +	6 -	68 -	1 +	0	13 -	2 +
RURAL	73	29	859	888	19	0	1	8	0	2	3	1
	72	37	452	489	21	0	5	76	0	0	4	0
CHANGE		8 -	407 +	399 +	2 -	0	4 -	68 -	0	2 +	1 -	1 +
SHERIFF	73	23	502	525	13	0	0	1	0	2	2	1
	72	28	126	154	7	0	1	10	0	0	1	0
CHANGE		5 -	376 +	371 +	6 +	0	1 -	9 -	0	2 +	1 +	1 +
STATE POLICE	73	6	357	363	6	0	1	7	0	0	1	0
	72	9	326	335	14	0	4	66	0	0	3	0
CHANGE		3 -	31 +	28 +	8 -	0	3 -	59 -	0	0	2 -	0
MUNICIPAL	73	27	231	258	2	1	0	0	1	0	2	2
	72	51	147	198	7	0	2	0	0	2	14	1
CHANGE		24 -	84 +	60 +	5 -	1 +	2 -	0	1 +	2 -	12 -	1 +
POINT PLEASANT PD	73	23	209	232	2	1	0	0	1	0	2	2
	72	38	145	183	7	0	2	0	0	2	14	1
CHANGE		15 -	64 +	49 +	5 -	1 +	2 -	0	1 +	2 -	12 -	1
		PAGE 35										
		PART II ARRESTS BY CHARGE AND AGENCY TYPE										
		JUVENILE	ADULTS	GRAND TOTAL	OTHER ASSAULTS	ARSON	FORGERY	FRAUD	EMBEZZLE	STOLEN PROPERTY	VANDAL	ILLEGAL WEAPONS
NEW HAVEN PD	73	0	1	1	0	0	0	0	0	0	0	0
	72	0	0	0	0	0	0	0	0	0	0	0
CHANGE		0	1 +	1 +	0	0	0	0	0	0	0	0
MASON PD	73	4	21	25	0	0	0	0	0	0	0	0
	72	13	2	15	0	0	0	0	0	0	0	0
CHANGE		9 -	19 +	10 +	0	0	0	0	0	0	0	0
MERCER COUNTY	TOTAL	73	267	2706	2973	76	5	7	6	1	5	45
	72	248	2752	3000	83	1	3	7	7	7	16	39
CHANGE		19 +	46 -	27 -	7 -	4 +	4 +	1 -	6 -	2 -	10 -	6 +
RURAL	73	106	981	1087	37	4	6	2	0	3	2	30
	72	121	1056	1177	49	1	3	7	7	6	11	23
CHANGE		15 -	75 -	90 -	12 -	3 +	3 +	5 -	7 -	3 -	9 -	7 +
SHERIFF	73	3	297	300	3	0	0	0	0	0	0	0
	72	41	468	509	8	1	1	5	1	2	10	3
CHANGE		38 -	171 -	209 -	5 -	1 -	1 -	5 -	1 -	2 -	10 -	3 -
STATE POLICE	73	103	684	787	34	4	6	2	0	3	2	30
	72	80	588	668	41	0	2	2	6	4	1	20
CHANGE		23 +	96 +	119 +	7 -	4 +	4 +	0	6 -	1 -	1 +	10 +
MUNICIPAL	73	161	1725	1886	39	1	1	4	1	2	4	15
	72	127	1696	1823	34	0	0	0	0	1	5	16
CHANGE		34 +	29 +	63 +	5 +	1 +	1 +	4 +	1 +	1 +	1 -	1 -
ATHENS PD	73	0	1	1	0	0	0	0	0	0	0	0
	72	0	0	0	0	0	0	0	0	0	0	0
CHANGE		0	1 +	1 +	0	0	0	0	0	0	0	0
BLUFFFIELD PD	73	118	1129	1247	30	1	1	2	1	0	2	12
	72	96	1037	1133	28	0	0	0	0	0	5	10
CHANGE		22 +	92 +	114 +	2 +	1 +	1 +	2 +	1 +	0	3 -	2 +
PRINCETON PD	73	26	475	501	8	0	0	2	0	2	2	3
	72	21	582	603	6	0	0	0	0	1	0	4
CHANGE		5 +	107 -	102 -	2 +	0	0	2 +	0	1 +	2 +	1 -
MATDAKA PD	73	17	115	132	1	0	0	0	0	0	0	0
	72	10	77	87	0	0	0	0	0	0	0	2
CHANGE		7 +	38 +	45 +	1 +	0	0	0	0	0	0	2 -
BRAMWELL PD	73	0	5	5	0	0	0	0	0	0	0	0
	72	0	0	0	0	0	0	0	0	0	0	0
CHANGE		0	5 +	5 +	0	0	0	0	0	0	0	0
MINERAL COUNTY	TOTAL	73	48	655	703	46	0	0	2	1	0	11
	72	68	532	600	37	0	2	3	0	3	4	22
CHANGE		20 -	123 +	103 +	9 +	0	2 -	1 -	1 +	3 -	1 +	11 -

CCML VICE	SEX OFFENSES	PART II		ARRESTS BY FAMILY OFFENSES	PAGE 34 BY CHARGE UND INFL	AND AGENCY TYPE LIQUOR LAWS	DRUNK-ENNESS	DISORD CONDUCT	VAGRANCY	OTHER OFFENSES	SUSPICION	CURFEW LOITER	RUN-AWAYS
		NARCOTIC AND DRUG	GAMBLING										
0	0	2	0	5	11	1	39	0	0	66	0	0	5
0	2	9	1	0	5	5	42	1	0	8	0	0	7
0	2	7	1	5	6	4	3	1	0	58	0	0	2
0	0	11	0	3	8	0	224	17	2	130	0	7	7
0	1	6	5	2	16	4	234	15	3	321	0	12	18
0	1	5	5	1	8	4	10	2	1	191	0	5	11
0	0	0	0	0	5	0	11	15	0	0	0	7	3
0	0	0	0	0	12	0	12	11	0	0	0	12	0
0	0	0	0	0	7	0	1	4	0	0	0	5	3
0	0	0	0	0	0	0	0	0	0	0	0	0	0
0	0	0	0	0	0	0	0	0	0	0	0	0	0
0	0	0	0	0	0	0	0	0	0	0	0	0	0
0	0	1	0	0	0	0	19	1	0	2	0	0	0
0	0	1	0	0	1	0	22	1	0	2	0	0	0
0	0	1	0	0	1	0	3	0	0	0	0	0	0
0	0	0	0	0	0	0	0	0	0	0	0	0	0
0	0	0	0	0	0	0	0	0	0	0	0	0	0
0	0	0	0	0	0	0	0	0	0	0	0	0	0
0	0	10	0	3	3	0	194	1	2	128	0	0	4
0	1	6	5	2	3	4	200	3	3	319	0	0	18
0	1	4	5	1	0	4	6	2	1	191	0	0	14
0	3	9	0	10	131	0	624	26	3	285	0	0	13
0	0	1	0	16	84	3	317	13	0	91	0	0	30
0	3	8	0	6	47	3	367	13	3	194	0	0	17
0	3	9	0	10	82	0	460	23	3	254	0	0	10
0	0	1	0	15	49	0	229	0	0	72	0	0	17
0	3	8	0	5	33	0	231	23	3	162	0	0	7
0	2	1	0	1	44	0	272	1	3	172	0	0	10
0	0	1	0	8	11	0	58	0	0	43	0	0	14
0	2	0	0	7	33	0	214	1	3	129	0	0	4
0	1	8	0	9	38	0	188	22	0	82	0	0	0
0	0	0	0	7	38	0	171	0	0	29	0	0	3
0	1	8	0	2	0	0	17	22	0	53	0	0	3
0	0	0	0	0	49	0	164	3	0	31	0	0	3
0	0	0	0	1	35	3	88	13	0	19	0	0	13
0	0	0	0	1	14	3	76	10	0	12	0	0	10
0	0	0	0	0	47	0	152	0	0	23	0	0	2
0	0	0	0	1	34	3	87	13	0	19	0	0	0
0	0	0	0	1	13	3	65	13	0	4	0	0	2

CCML VICE	SEX OFFENSES	PART II		ARRESTS BY FAMILY OFFENSES	PAGE 36 BY CHARGE UND INFL	AND AGENCY TYPE LIQUOR LAWS	DRUNK-ENNESS	DISORD CONDUCT	VAGRANCY	OTHER OFFENSES	SUSPICION	CURFEW LOITER	RUN-AWAYS
		NARCOTIC AND DRUG	GAMBLING										
0	0	0	0	0	1	0	0	0	0	0	0	0	0
0	0	0	0	0	1	0	0	0	0	0	0	0	0
0	0	0	0	0	1	0	0	0	0	0	0	0	0
0	0	0	0	0	1	0	12	3	0	8	0	0	1
0	0	0	0	0	1	0	1	0	0	0	0	0	13
0	0	0	0	0	0	0	11	3	0	8	0	0	12
0	6	31	14	17	217	10	2043	102	4	243	0	59	76
1	10	20	18	26	247	4	2082	129	0	215	0	46	39
1	4	11	4	9	30	6	39	27	4	28	0	13	37
0	5	26	0	13	101	10	614	0	0	176	0	1	57
0	3	17	8	26	142	2	651	64	0	126	0	0	31
0	2	9	8	13	41	8	37	64	0	50	0	1	26
0	1	0	0	0	32	1	200	0	0	63	0	0	0
0	1	3	0	25	43	0	319	64	0	23	0	0	0
0	0	3	0	25	11	1	119	64	0	40	0	0	0
0	4	26	0	13	69	9	414	0	0	113	0	1	57
0	2	14	8	1	99	2	332	0	0	103	0	0	31
0	2	12	8	12	30	7	82	0	0	10	0	1	26
0	1	5	14	4	116	0	1429	102	4	67	0	58	19
1	7	3	10	0	105	2	1431	65	0	89	0	46	8
1	6	2	4	4	11	2	2	37	4	22	0	12	11
0	0	0	0	0	0	0	1	0	0	0	0	0	0
0	0	0	0	0	0	0	0	0	0	0	0	0	0
0	0	0	0	0	0	0	1	0	0	0	0	0	0
0	1	4	14	0	80	0	920	80	4	28	0	51	16
1	5	1	7	0	84	1	883	58	0	9	0	35	6
1	4	3	7	0	4	1	37	22	4	19	0	16	10
0	0	1	0	3	26	0	407	6	0	38	0	2	3
0	2	2	0	0	10	1	488	4	0	78	0	5	2
0	2	1	0	3	14	1	81	2	0	40	0	3	1
0	0	0	0	1	11	0	97	16	0	1	0	5	0
0	0	0	3	0	11	0	60	3	0	2	0	6	0
0	0	0	3	1	0	0	37	13	0	1	0	1	0
0	0	0	0	0	1	0	4	0	0	0	0	0	0
0	0	0	0	0	1	0	4	0	0	0	0	0	0
0	2	54	0	13	157	3	274	22	0	111	0	0	2
0	2	3	0	13	121	5	222	52	0	101	0	10	0
0	0	51	0	0	36	2	52	30	0	10	0	10	2

		PAGE 37			AGENCY TYPE								
PART II ARRESTS BY CHARGE AND		JUVENILE	ADULTS	GRAND TOTAL	OTHER ASSAULTS	ARSON	FORGERY	FRAUD	EMBEZZLE	STOLEN PROPERTY	VANDAL	ILLEGAL WEAPONS	
RURAL	73	24	363	387	32	0	0	2	1	0	1	8	
CHANGE	72	22 +	213 +	235 +	31 +	0	2 -	1 -	0 +	2 -	3 -	12 -	
SHERIFF	73	0	6	6	1	0	0	0	0	0	0	0	
CHANGE	72	0	0 +	0 +	0 +	0	0	0	0	0	0	0	
STATE POLICE	73	24	357	381	31	0	0	2	1	0	1	8	
CHANGE	72	22 +	213 +	235 +	31 +	0	2 -	3 -	1 +	2 -	3 -	12 -	
MUNICIPAL	73	24	292	316	14	0	0	0	0	0	4	3	
CHANGE	72	46 -	319 -	365 -	6 +	0	0	0	0	1 -	4 +	10 -	
KEYSER PD	73	24	277	301	12	0	0	0	0	0	4	3	
CHANGE	72	34 -	290 -	324 -	5 +	0	0	0	0	0	4 +	9 -	
PIEDMONT PD	73	0	13	13	2	0	0	0	0	0	0	0	
CHANGE	72	0	0 +	0 +	0 +	0	0	0	0	0	0	0	
RIDGELEY PD	73	0	2	2	0	0	0	0	0	0	0	0	
CHANGE	72	12 -	29 -	41 -	1 -	0	0	0	0	1 -	0	1 -	
NINGO COUNTY	TOTAL	73	17	1921	1938	8	1	2	0	1	0	16	
CHANGE	72	11 +	1244 +	1255 +	6 +	1 +	1 +	1 -	0	3 -	0	6 +	
RURAL	73	13	899	912	7	0	2	0	0	1	0	13	
CHANGE	72	5 +	660 +	665 +	2 +	0	1 +	1 -	0	2 -	0	7 +	
SHERIFF	73	6	341	347	0	0	0	0	0	0	0	3	
CHANGE	72	4 +	261 +	265 +	2 -	0	1 -	1 -	0	0	0	1 +	
STATE POLICE	73	7	558	565	7	0	2	0	0	1	0	10	
CHANGE	72	6 +	399 +	400 +	7 +	0	2 +	0	0	2 -	0	6 +	
MUNICIPAL	73	4	1022	1026	1	1	0	0	0	0	0	3	
CHANGE	72	2 -	584 +	590 +	0 +	1 +	0	0	0	0	0	3 +	
GILBERT PD	73	4	64	68	1	1	0	0	0	0	0	2	
CHANGE	72	0 +	0 +	0 +	0 +	1 +	0	0	0	0	0	2 +	
END													
		PAGE 39			AGENCY TYPE								
PART II ARRESTS BY CHARGE AND		JUVENILE	ADULTS	GRAND TOTAL	OTHER ASSAULTS	ARSON	FORGERY	FRAUD	EMBEZZLE	STOLEN PROPERTY	VANDAL	ILLEGAL WEAPONS	
WILLIAMSON PD	73	0	686	686	0	0	0	0	0	0	0	0	
CHANGE	72	2 -	364 +	366 +	0	0	0	0	0	0	0	0	
KFRMIT PD	73	0	0	0	0	0	0	0	0	0	0	0	
CHANGE	72	0	35 -	35 -	0	0	0	0	0	0	0	0	
DELBARTON PD	73	0	141	141	0	0	0	0	0	0	0	1	
CHANGE	72	4 -	185 -	189 -	0	0	0	0	0	0	0	1 +	
MATEMAN PD	73	0	131	131	0	0	0	0	0	0	0	0	
CHANGE	72	0	0 +	0 +	0	0	0	0	0	0	0	0	
MONONGALIA COUNTY	TOTAL	73	51	1335	1386	85	19	87	1	3	16	24	
CHANGE	72	36 +	1255 +	1291 +	102 -	1 +	10 +	13 +	3 -	1 -	11 +	3 +	
RURAL	73	30	960	990	70	0	19	85	1	3	16	18	
CHANGE	72	14 +	788 +	802 +	72 -	0	13 +	12 +	3 -	2 +	12 +	3 +	
SHERIFF	73	12	479	491	40	0	3	13	0	2	14	6	
CHANGE	72	10 +	379 +	381 +	44 -	0	1 -	5 -	3 -	2 +	11 +	6 +	
STATE POLICE	73	18	481	499	30	0	16	72	1	1	2	12	
CHANGE	72	6 +	409 +	421 +	28 +	0	14 +	55 +	0	0	1 +	3 -	
MUNICIPAL	73	21	375	396	15	1	0	2	0	0	0	6	
CHANGE	72	22 -	467 -	489 -	30 -	1 +	3 -	1 +	0	3 -	1 -	0	
MORGANTOWN PD	73	21	375	396	15	1	0	2	0	0	0	6	
CHANGE	72	22 -	465 -	487 -	30 -	1 +	3 -	1 +	0	3 -	1 -	0	
STAR CITY PD	73	0	0	0	0	0	0	0	0	0	0	0	
CHANGE	72	0	2 -	2 -	0	0	0	0	0	0	0	0	
MONROE COUNTY	TOTAL	73	2	42	44	4	0	0	1	0	0	0	
CHANGE	72	1 +	55 -	56 -	2 +	0	0	14 -	0	0	0	2 -	
RURAL	73	2	42	44	4	0	0	1	0	0	0	0	
CHANGE	72	1 +	55 -	56 -	2 +	0	0	14 -	0	0	0	2 -	



COML VICE	SEX OFFENSES	PART II		ARRESTS BY CHARGE		PAGE 38	AND AGENCY TYPE		DISORD CONDUCT	VAGRANCY	OTHER OFFENSES	SUSPICION	CURFEN LOITER	RUN-AWAYS
		NARCOTIC AND DRUG	GAMBLING	FAMILY OFFENSES	DRIVING UND INFL		LIQUOR LAWS	DRUNK-ENESS						
0	1	35	0	9	95	1	115	3	0	84	0	0	0	
0	0	3	0	13	45	0	59	0	0	61	0	0	0	
0	1 +	32 +	0	4 -	50 +	1 +	56 +	3 +	0	23 +	0	0	0	
0	1	0	0	0	1	0	1	0	0	2	0	0	0	
0	0	0	0	0	0	0	0	0	0	0	0	0	0	
0	1 +	0	0	0	1 +	0	1 +	0	0	2 +	0	0	0	
0	0	35	0	9	94	1	114	3	0	82	0	0	0	
0	0	3	0	13	45	0	59	0	0	61	0	0	0	
0	0	32 +	0	4 -	49 +	1 +	55 +	3 +	0	21 +	0	0	0	
0	1	19	0	4	62	2	159	19	0	27	0	0	2	
0	2	0	0	0	76	5	163	52	0	40	0	10	0	
0	1 -	19 +	0	4 +	14 -	3 -	4 -	33 -	0	13 -	0	10 -	2 +	
0	1	19	0	4	61	2	153	13	0	27	0	0	2	
0	2	0	0	0	76	1	161	33	0	37	0	0	0	
0	1 -	19 +	0	4 +	15 -	1 +	8 -	20 -	0	10 -	0	0	2 +	
0	0	0	0	0	1	0	6	4	0	0	0	0	0	
0	0	0	0	0	0	0	0	0	0	0	0	0	0	
0	0	0	0	0	1 +	0	6 +	4 +	0	0	0	0	0	
0	0	0	0	0	0	0	0	2	0	0	0	0	0	
0	0	0	0	0	0	4	2	19	0	3	0	10	0	
0	0	0	0	0	0	4 -	2 -	17 -	0	3 -	0	10 -	0	
0	0	11	19	6	76	49	1654	32	0	58	0	1	4	
0	2 -	9 +	19 +	4 +	74	80	1038	7	0	34	0	0	3	
0	0	3	11	6	28	49	749	0	0	38	0	1	4	
0	0	2	0	2	45	77	500	0	0	23	0	0	3	
0	0	1 +	11 +	4 +	17 -	28 -	249 +	0	0	15 +	0	1 +	1 +	
0	0	1	0	6	19	2	307	0	0	5	0	0	4	
0	0	0	0	6	19	2	197	0	0	23	0	0	3	
0	0	1 +	0	4 +	0	53 -	150 +	0	0	18 -	0	0	1 +	
0	0	2	11	9	47	442	0	0	0	33	0	1	0	
0	0	2	0	0	26	22	343	0	0	0	0	0	0	
0	0	0	11 +	0	17 -	25 +	99 +	0	0	33 +	0	1 +	0	
0	0	8	8	0	48	0	905	32	0	20	0	0	0	
0	2 -	0	0	0	29	3	538	7	0	11	0	0	0	
0	2 -	8 +	8 +	0	19 +	3 -	367 +	25 +	0	9 +	0	0	0	
0	0	0	0	0	1	0	54	2	0	7	0	0	0	
0	0	0	0	0	0	0	0	0	0	0	0	0	0	
0	0	0	0	0	1 +	0	54 +	2 +	0	7 +	0	0	0	

02/26/74

COML VICE	SEX OFFENSES	PART II		ARRESTS BY CHARGE		PAGE 40	AND AGENCY TYPE		DISORD CONDUCT	VAGRANCY	OTHER OFFENSES	SUSPICION	CURFEN LOITER	RUN-AWAYS
		NARCOTIC AND DRUG	GAMBLING	FAMILY OFFENSES	DRIVING UND INFL		LIQUOR LAWS	DRUNK-ENESS						
0	0	8	8	0	37	0	591	30	0	12	0	0	0	
0	2 -	8 +	8 +	0	29	3	317	5	0	10	0	0	0	
0	0	0	0	0	0	0	0	0	0	2 +	0	0	0	
0	0	0	0	0	0	0	35	0	0	0	0	0	0	
0	0	0	0	0	0	0	35 -	0	0	0	0	0	0	
0	0	0	0	0	0	0	140	0	0	0	0	0	0	
0	0	0	0	0	0	0	186	2	0	1	0	0	0	
0	0	0	0	0	0	0	46 -	2 -	0	1 -	0	0	0	
0	0	0	0	0	10	0	120	0	0	1	0	0	0	
0	0	0	0	0	0	0	0	0	0	0	0	0	0	
0	0	0	0	0	10 +	0	120 +	0	0	1 +	0	0	0	
2	13	85	1	32	72	5	646	23	0	258	0	0	13	
2 +	7	34	5	34	109	8	601	43	0	227	0	2	2	
0	6 +	51 +	4 -	2 -	37 -	3 -	45 +	20 -	0	31 +	0	2 -	11 +	
0	2	32	1	32	56	5	438	1	0	203	0	0	8	
0	0	20	5	32	62	5	368	0	0	132	0	0	1	
0	0	12 +	4 -	0	6 -	0	70 +	1 +	0	71 +	0	0	7 +	
0	1	9	0	24	0	1	249	1	0	126	0	0	2	
0	1	0	0	25	4	0	192	0	0	87	0	0	0	
0	0	9 +	0	1 -	4 -	1 +	57 +	1 +	0	39 +	0	0	2 +	
0	1	23	1	8	56	4	189	0	0	77	0	0	6	
0	1	20	5	7	98	5	176	0	0	45	0	0	1	
0	0	3 +	4 -	1 +	2 -	1 -	13 +	0	0	32 +	0	0	5 +	
2	11	53	0	0	16	0	208	22	0	55	0	0	5	
2 +	5	14	0	2	47	3	233	43	0	95	0	2	1	
0	6 +	39 +	0	2 -	31 -	3 -	25 -	21 -	0	40 -	0	2 -	4 +	
2	11	53	0	0	16	0	208	22	0	55	0	0	5	
2 +	5	14	0	2	47	3	231	43	0	95	0	2	1	
0	6 +	39 +	0	2 -	31 -	3 -	23 -	21 -	0	40 -	0	2 -	4 +	
0	0	0	0	0	0	0	0	0	0	0	0	0	0	
0	0	0	0	0	0	0	2	0	0	0	0	0	0	
0	0	0	0	0	0	0	0	0	0	0	0	0	0	
0	0	0	0	1	3	0	9	3	0	21	0	0	2	
0	0	0	0	0	6	0	29	1	0	1	0	0	0	
0	0	0	0	1 +	3 -	0	20 -	2 +	0	20 +	0	0	2 +	
0	0	0	0	1	3	0	9	3	0	21	0	0	2	
0	0	0	0	0	6	0	29	1	0	1	0	0	0	
0	0	0	0	1 +	3 -	0	20 -	2 +	0	20 +	0	0	2 +	

		PAGE 41										
		PART II ARRESTS BY CHARGE AND AGENCY TYPE				ARSON	FORGERY	FRAUD	EMBEZZLE	STOLEN PROPERTY	VANDAL	ILLEGAL WEAPONS
		JUVENILE	ADULTS	GRAND TOTAL	OTHER ASSAULTS							
SHERIFF	73	0	1	1	0	0	0	0	0	0	0	
	77	0	15	15	0	0	0	1	0	0	0	
CHANGE		0	14 -	14 -	0	0	0	1 -	0	0	0	
STATE POLICE	73	2	41	43	4	0	0	1	0	0	0	
	77	1	40	41	2	0	0	14	0	0	2	
CHANGE		1 +	1 +	2 +	2 +	0	0	13 -	0	0	2 -	
MUNICIPAL	73	0	0	0	0	0	0	0	0	0	0	
	72	0	0	0	0	0	0	0	0	0	0	
CHANGE		0	0	0	0	0	0	0	0	0	0	
UNION PD	73	0	0	0	0	0	0	0	0	0	0	
	72	0	0	0	0	0	0	0	0	0	0	
CHANGE		0	0	0	0	0	0	0	0	0	0	
MORGAN COUNTY	TOTAL	73	26	222	248	36	0	10	0	0	22	
	72	14	164	178	40	3	1	9	0	1	12	
CHANGE		12 +	58 +	70 +	4 -	3 -	1 -	1 +	0	1 -	10 +	
RURAL	73	22	205	227	32	0	0	10	0	0	20	
	72	9	162	171	40	3	1	9	0	1	11	
CHANGE		13 +	43 +	56 +	8 -	3 -	1 -	1 +	0	1 -	9 +	
SHERIFF	73	7	35	42	5	0	0	1	0	0	6	
	77	0	0	0	0	0	0	0	0	0	0	
CHANGE		7 +	35 +	42 +	5 +	0	0	1 +	0	0	6 +	
STATE POLICE	73	15	170	185	27	0	0	9	0	0	14	
	77	9	162	171	40	3	1	9	0	1	11	
CHANGE		6 +	8 +	14 +	13 -	3 -	1 -	0	0	1 -	3 +	
MUNICIPAL	73	4	17	21	4	0	0	0	0	0	2	
	72	5	2	7	0	0	0	0	0	0	1	
CHANGE		1 -	15 +	14 +	4 +	0	0	0	0	0	1 +	
BERKELEY SPRINGS PD	73	0	0	0	0	0	0	0	0	0	0	
	72	0	0	0	0	0	0	0	0	0	0	
CHANGE		0	0	0	0	0	0	0	0	0	0	
PAN-PAN PD	73	4	17	21	4	0	0	0	0	0	2	
	72	5	2	7	0	0	0	0	0	0	1	
CHANGE		1 -	15 +	14 +	4 +	0	0	0	0	0	1 +	
NICHOLAS COUNTY	TOTAL	73	34	727	761	20	3	7	2	0	13	
	72	52	767	819	21	1	5	0	1	4	4	
CHANGE		18 -	40 -	58 -	1 -	2 +	2 +	2 +	1 -	4 -	11 +	
RURAL	73	14	375	389	13	3	7	2	0	0	7	
	72	27	475	502	12	0	0	0	1	4	0	
CHANGE		13 -	100 -	113 -	1 +	3 +	7 +	2 +	1 -	4 -	7 +	
		PAGE 43										
		PART II ARRESTS BY CHARGE AND AGENCY TYPE				ARSON	FORGERY	FRAUD	EMBEZZLE	STOLEN PROPERTY	VANDAL	ILLEGAL WEAPONS
		JUVENILE	ADULTS	GRAND TOTAL	OTHER ASSAULTS							
SHERIFF	73	1	107	108	8	0	4	0	0	0	6	
	72	3	99	102	4	0	0	0	2	0	0	
CHANGE		2 -	8 +	6 +	4 +	0	4 +	0	0	2 -	6 +	
STATE POLICE	73	13	268	281	5	3	3	2	0	0	1	
	72	24	376	400	8	0	0	0	1	2	0	
CHANGE		11 -	108 -	119 -	3 -	3 +	3 +	2 +	1 -	2 -	1 +	
MUNICIPAL	73	20	352	372	7	0	0	0	0	0	6	
	72	25	292	317	9	1	5	0	0	0	2	
CHANGE		5 -	60 +	55 +	2 -	1 -	5 -	0	0	0	4 +	
RICHWOOD PD	73	1	201	202	2	0	0	0	0	0	0	
	72	4	119	123	2	1	1	0	0	0	0	
CHANGE		3 -	82 +	79 +	0	1 -	1 -	0	0	0	2 +	
SUMMERSVILLE PD	73	19	151	170	5	0	0	0	0	0	6	
	72	21	173	194	7	0	4	0	0	0	2	
CHANGE		2 -	22 -	24 -	2 -	0	4 -	0	0	0	4 +	
OHIO COUNTY	TOTAL	73	166	1252	1418	152	0	7	10	3	14	
	72	58	998	1056	175	0	7	8	1	8	18	
CHANGE		108 +	254 +	362 +	23 -	0	0	2 +	2 +	6 +	3 -	
RURAL	73	73	282	355	8	0	2	5	1	13	12	
	72	4	78	82	2	0	0	0	0	4	9	
CHANGE		69 +	204 +	273 +	6 +	0	2 +	5 +	1 +	9 +	3 +	
SHERIFF	73	56	82	138	7	0	2	1	1	9	10	
	77	3	38	41	1	0	0	0	0	4	9	
CHANGE		53 +	44 +	97 +	6 +	0	2 +	1 +	1 +	5 +	1 +	
STATE POLICE	73	17	200	217	1	0	0	4	0	4	2	
	72	1	40	41	1	0	0	0	0	0	0	
CHANGE		16 +	160 +	176 +	0	0	0	4 +	0	4 +	2 +	
MUNICIPAL	73	93	970	1063	144	0	5	5	2	1	3	
	72	54	920	974	173	0	7	8	1	4	9	
CHANGE		39 +	50 +	89 +	29 -	0	2 -	3 -	1 +	3 -	6 -	
WHEELING PD	73	53	969	1062	144	0	5	5	2	1	3	
	72	54	920	974	173	0	7	8	1	4	9	
CHANGE		39 +	49 +	88 +	29 -	0	2 -	3 -	1 +	3 -	6 -	
TRIADPHIA PD	73	0	1	1	0	0	0	0	0	0	0	
	72	0	0	0	0	0	0	0	0	0	0	
CHANGE		0	1 +	1 +	0	0	0	0	0	0	0	
PENDLETON COUNTY	TOTAL	73	14	221	235	33	0	0	0	0	6	
	72	9	177	186	24	0	1	0	0	0	12	
CHANGE		5 +	44 +	49 +	9 +	0	1 -	0	0	0	6 -	

PAGE 42													
COML VICE	SEX OFFENSES	PART II NARCOTIC AND DRUG	GAMBLING	ARRESTS BY FAMILY OFFENSES	CHARGE DRIVING UND INFL	AND AGENCY LIQUOR LAWS	TYPE DRUNK-ENNESS	DISORD CONDUCT	VAGRANCY	OTHER OFFENSES	SUSPICION	CURFEW LOITER	RUN-AWAYS
0	0	0	0	0	0	0	1	0	0	0	0	0	0
0	0	0	0	0	1	0	12	1	0	0	0	0	0
0	0	0	0	0	1 -	0	11 -	1 -	0	0	0	0	0
0	0	0	0	1	3	0	8	3	0	21	0	0	2
0	0	0	0	0	5	0	17	0	0	1	0	0	0
0	0	0	0	1 +	2 -	0	9 -	3 +	0	20 +	0	0	2 +
0	0	0	0	0	0	0	0	0	0	0	0	0	0
0	0	0	0	0	0	0	0	0	0	0	0	0	0
0	0	0	0	0	0	0	0	0	0	0	0	0	0
0	0	0	0	0	0	0	0	0	0	0	0	0	0
0	0	13	0	4	16	0	86	9	0	40	0	0	6
0	0	1	0	6	29	0	38	1	0	29	0	0	0
0	0	12 +	0	2 -	13 -	0	48 +	8 +	0	11 +	0	0	6 +
0	0	13	0	4	16	0	80	2	0	40	0	0	4
0	0	1	0	6	29	0	35	0	0	29	0	0	0
0	0	12 +	0	2 -	13 -	0	45 +	2 +	0	11 +	0	0	4 +
0	0	4	0	2	0	0	17	2	0	4	0	0	0
0	0	4 +	0	2 +	0	0	17 +	2 +	0	4 +	0	0	0
0	0	9	0	2	16	0	63	0	0	36	0	0	4
0	0	1	0	6	29	0	35	0	0	29	0	0	0
0	0	8 +	0	4 -	13 -	0	28 +	0	0	7 +	0	0	4 +
0	0	0	0	0	0	0	6	7	0	0	0	0	2
0	0	0	0	0	0	0	3	1	0	0	0	0	0
0	0	0	0	0	0	0	3 +	6 +	0	0	0	0	2 +
0	0	0	0	0	0	0	0	0	0	0	0	0	0
0	0	0	0	0	0	0	0	0	0	0	0	0	0
0	0	0	0	0	0	0	6	7	0	0	0	0	2
0	0	0	0	0	0	0	3	1	0	0	0	0	0
0	0	0	0	0	0	0	3 +	6 +	0	0	0	0	2 +
0	3	39	5	18	93	7	410	3	1	117	0	3	9
0	2	24	3	21	126	1	437	28	0	118	0	0	21
0	1 +	15 +	2 +	3 -	33 -	6 +	27 -	25 -	1 +	11 -	0	3 +	12 -
0	2	36	5	5	51	4	153	3	1	87	0	0	5
0	2	23	3	17	91	0	235	4	0	95	0	0	11
0	0	13 +	2 +	12 -	40 -	4 +	82 -	1 -	1 +	8 -	0	0	4 -
PAGE 44													
COML VICE	SEX OFFENSES	PART II NARCOTIC AND DRUG	GAMBLING	ARRESTS BY FAMILY OFFENSES	CHARGE DRIVING UND INFL	AND AGENCY LIQUOR LAWS	TYPE DRUNK-ENNESS	DISORD CONDUCT	VAGRANCY	OTHER OFFENSES	SUSPICION	CURFEW LOITER	RUN-AWAYS
0	0	3	1	0	19	0	61	1	1	3	0	0	0
0	0	3	2	10	17	0	43	4	0	17	0	0	0
0	0	0	1 -	10 -	2 +	0	18 +	3 -	1 +	16 -	0	0	0
0	2	33	4	5	32	4	92	2	0	84	0	0	5
0	2	20	1	7	74	0	192	0	0	78	0	0	11
0	0	13 +	3 +	2 -	42 -	4 +	100 -	2 +	0	6 +	0	0	6
0	1	3	0	13	42	3	257	0	0	30	0	3	4
0	0	1	0	4	35	1	202	24	0	23	0	0	10
0	1 +	2 +	0	9 +	7 +	2 +	55 +	24 -	0	7 +	0	3 +	6
0	0	2	0	2	22	0	156	0	0	16	0	0	0
0	0	1	0	1	10	0	91	12	0	4	0	0	0
0	0	1 +	0	1 +	12 +	0	65 +	12 -	0	12 +	0	0	0
0	1	1	0	11	20	3	101	0	0	14	0	3	4
0	0	0	0	3	25	1	111	12	0	19	0	0	10
0	1 +	1 +	0	8 +	5 -	2 +	10 -	12 -	0	5 -	0	3 +	6 -
83	2	79	1	3	150	6	383	109	5	363	0	2	24
20	1	23	1	0	37	5	301	81	8	334	0	2	5
63 +	1 +	56 +	0	3 +	113 +	1 +	82 +	28 +	3 -	29 +	0	0	19 +
71	2	45	1	3	60	0	77	12	1	24	0	1	13
9	0	6	1	0	15	1	31	1	3	0	0	0	0
62 +	2 +	39 +	0	3 +	45 +	1 -	46 +	11 +	2 -	24 +	0	1 +	13 +
11	2	37	0	2	17	0	6	12	1	17	0	1	1
0	0	5	0	0	0	0	18	1	3	0	0	0	0
11 +	2 +	32 +	0	2 +	17 +	0	12 -	11 +	2 -	17 +	0	1 +	1 +
60	0	8	1	1	43	0	71	0	0	7	0	0	12
9	0	1	1	0	15	1	13	0	0	0	0	0	0
51 +	0	7 +	0	1 +	28 +	1 -	58 +	0	0	7 +	0	0	12 +
12	0	34	0	0	90	6	306	97	4	339	0	1	11
11	1	17	0	0	22	4	270	80	5	334	0	2	5
1 +	1 -	17 +	0	0	68 +	2 +	36 +	17 +	1 -	5 +	0	1 -	6 +
12	0	34	0	0	90	6	306	96	4	339	0	1	11
11	1	17	0	0	22	4	270	80	5	334	0	2	5
1 +	1 -	17 +	0	0	68 +	2 +	36 +	16 +	1 -	5 +	0	1 -	6 +
0	0	0	0	0	0	0	0	1	0	0	0	0	0
0	0	0	0	0	0	0	0	0	0	0	0	0	0
0	0	0	0	0	0	0	0	1 +	0	0	0	0	0
0	0	1	0	7	31	2	44	8	0	88	0	0	2
0	0	0	0	2	13	0	72	10	0	44	0	0	4
0	0	1 +	0	5 +	19 +	2 +	28 -	2 -	0	44 +	0	0	2 -

		PAGE 45 PART II ARRESTS BY CHARGE AND GRAND AGENCY TYPE JUVENILE ADULTS TOTAL OTHER ASSAULTS				ARSON	FORGERY	FRAUD	EMBEZZLE	STOLEN PROPERTY	VANDAL	ILLEGAL WEAPONS
RURAL	73	9	209	218	33	0	0	0	0	6	12	
CHANGE	72	0	173	182	24	0	1	0	0	12	4	
		0	36 +	36 +	9 +	0	1 -	0	0	6 -	8 +	
SHERIFF	73	0	0	0	0	0	0	0	0	0	0	
CHANGE	72	0	0	0	0	0	0	0	0	0	0	
		0	0	0	0	0	0	0	0	0	0	
STATE POLICE	73	9	209	218	33	0	0	0	0	6	12	
CHANGE	72	9	173	182	24	0	1	0	0	12	4	
		0	36 +	36 +	9 +	0	1 -	0	0	6 -	8 +	
MUNICIPAL	73	5	12	17	0	0	0	0	0	0	1	
CHANGE	72	0	4	4	0	0	0	0	0	0	0	
		5 +	8 +	13 +	0	0	0	0	0	0	1 +	
FRANKLIN PD	73	5	12	17	0	0	0	0	0	0	1	
CHANGE	72	0	4	4	0	0	0	0	0	0	0	
		5 +	8 +	13 +	0	0	0	0	0	0	1 +	
PLEASANTS COUNTY TOTAL	73	14	281	275	26	0	0	83	0	4	0	
CHANGE	72	2	138	140	16	0	0	54	1	2	2	
		12 +	143 +	155 +	10 +	0	0	29 +	1 -	2 -	2 -	
RURAL	73	7	236	243	25	0	0	83	0	0	0	
CHANGE	72	2	131	133	16	0	0	54	1	2	2	
		5 +	105 +	110 +	9 +	0	0	29 +	1 -	2 -	2 -	
SHERIFF	73	0	0	0	0	0	0	0	0	0	0	
CHANGE	72	0	0	0	0	0	0	0	0	0	0	
		0	0	0	0	0	0	0	0	0	0	
STATE POLICE	73	7	236	243	25	0	0	83	0	0	0	
CHANGE	72	2	131	133	16	0	0	54	1	2	2	
		5 +	105 +	110 +	9 +	0	0	29 +	1 -	2 -	2 -	
MUNICIPAL	73	7	45	52	1	0	0	0	0	4	0	
CHANGE	72	0	7	7	0	0	0	0	0	0	0	
		7 +	38 +	45 +	1 +	0	0	0	0	4 +	0	
ST MARYS PD	73	7	45	52	1	0	0	0	0	4	0	
CHANGE	72	0	7	7	0	0	0	0	0	0	0	
		7 +	38 +	45 +	1 +	0	0	0	0	4 +	0	
POCAHONTAS COUNTY TOTAL	73	24	305	329	8	0	0	0	0	1	4	
CHANGE	72	27	237	264	4	0	1	0	0	2	7	
		3 -	68 +	65 +	4 +	0	1 -	0	0	1 -	3 -	
RURAL	73	16	197	213	8	0	0	0	0	1	4	
CHANGE	72	16	120	136	4	0	1	0	0	0	7	
		0	77 +	77 +	4 +	0	1 -	0	0	1 +	3 -	
		PAGE 47 PART II ARRESTS BY CHARGE AND GRAND AGENCY TYPE JUVENILE ADULTS TOTAL OTHER ASSAULTS				ARSON	FORGERY	FRAUD	EMBEZZLE	STOLEN PROPERTY	VANDAL	ILLEGAL WEAPONS
SHERIFF	73	2	94	96	0	0	0	0	0	1	0	
CHANGE	72	4	39	45	0	0	0	0	0	0	1	
		4 -	55 +	51 +	0	0	0	0	0	1 +	1 -	
STATE POLICE	73	14	103	117	8	0	0	0	0	0	4	
CHANGE	72	10	81	91	4	0	1	0	0	0	6	
		4 +	22 +	26 +	4 +	0	1 -	0	0	0	2 -	
MUNICIPAL	73	8	108	116	0	0	0	0	0	0	0	
CHANGE	72	11	117	128	0	0	0	0	0	2	0	
		3 -	9 -	12 -	0	0	0	0	0	2 -	0	
MARLINTON PD	73	8	108	116	0	0	0	0	0	0	0	
CHANGE	72	11	117	128	0	0	0	0	0	2	0	
		3 -	9 -	12 -	0	0	0	0	0	2 -	0	
PRESTON COUNTY TOTAL	73	41	458	499	28	1	4	7	0	16	9	
CHANGE	72	29	324	353	26	1	2	13	0	9	2	
		12 +	134 +	146 +	2 +	0	2 +	6 -	0	3 -	7 +	
RURAL	73	36	373	409	26	1	4	7	0	16	8	
CHANGE	72	22	278	300	25	1	2	13	0	5	1	
		14 +	95 +	109 +	1 +	0	2 +	6 -	0	11 +	7 +	
SHERIFF	73	14	176	190	14	1	1	1	0	1	1	
CHANGE	72	10	96	106	4	0	0	0	0	1	0	
		4 +	80 +	84 +	10 +	1 +	1 +	1 +	0	0	1 +	
STATE POLICE	73	22	197	219	12	0	3	6	0	15	7	
CHANGE	72	12	182	194	21	1	2	13	0	4	1	
		10 +	15 +	25 +	9 -	1 -	1 +	7 -	0	11 +	6 +	
MUNICIPAL	73	5	85	90	2	0	0	0	0	0	1	
CHANGE	72	7	46	53	1	0	0	0	0	4	1	
		2 -	39 +	37 +	1 +	0	0	0	0	1 -	0	
KINGWOOD PD	73	1	56	57	0	0	0	0	0	0	0	
CHANGE	72	0	21	21	0	0	0	0	0	0	0	
		1 +	35 +	36 +	0	0	0	0	0	0	0	
TERRA ALTA PD	73	3	27	30	2	0	0	0	0	0	1	
CHANGE	72	2	18	20	0	0	0	0	0	4	1	
		1 +	9 +	10 +	2 +	0	0	0	0	4 -	0	
ROWLESBURG PD	73	0	0	0	0	0	0	0	0	0	0	
CHANGE	72	0	0	0	0	0	0	0	0	0	0	
		0	0	0	0	0	0	0	0	0	0	
MASONTOWN PD	73	1	2	3	0	0	0	0	0	0	0	
CHANGE	72	5	6	11	1	0	0	0	0	1	0	
		4 -	4 -	8 -	1 -	0	0	0	0	1 -	0	



		PAGE 49											
		PART II ARRESTS BY CHARGE AND AGENCY TYPE				ARSON	FORGERY	FRAUD	EMBEZZLE	STOLEN PROPERTY	VANDAL	ILLEGAL WEAPONS	
		JUVENILE	ADULTS	GRAND TOTAL	OTHER ASSAULTS								
NEWBURG PD	73	0	0	0	0	0	0	0	0	0	0		
	72	0	0	0	0	0	0	0	0	0	0		
CHANGE		0	0	0	0	0	0	0	0	0	0		
TUNNELTON PD	73	0	0	0	0	0	0	0	0	0	0		
	72	0	1	1	0	0	0	0	0	0	0		
CHANGE		0	1 -	1 -	0	0	0	0	0	0	0		
PUTNAM COUNTY	TOTAL	73	84	903	987	10	2	0	0	2	11		
	72	68	1054	1122	49	0	1	1	3	3	10		
CHANGE		16 +	151 -	135 -	39 -	1 +	1 +	1 -	1 -	8 +	0		
RURAL	73	72	888	960	10	1	2	0	0	2	11		
	72	56	1045	1101	49	0	1	1	1	0	10		
CHANGE		16 +	157 -	141 -	39 -	1 +	1 +	1 -	1 -	11 +	0		
SHERIFF	73	30	283	313	10	0	1	0	0	11	4		
	72	24	582	606	37	0	1	1	1	0	4		
CHANGE		6 +	299 -	293 -	27 -	0	0	1 -	1 -	11 +	0		
STATF POLICE	73	42	605	647	0	1	1	0	0	0	6		
	72	32	463	495	12	0	0	0	0	0	6		
CHANGE		10 +	142 +	152 +	12 -	1 +	1 +	0	0	0	0		
MUNICIPAL	73	12	15	27	0	0	0	0	0	0	0		
	72	12	9	21	0	0	0	0	2	3	0		
CHANGE		0	6 +	6 +	0	0	0	0	2 -	3 -	0		
HURRICANE PD	73	12	15	27	0	0	0	0	0	0	0		
	72	12	9	21	0	0	0	0	2	3	0		
CHANGE		0	6 +	6 +	0	0	0	0	2 -	3 -	0		
RALEIGH COUNTY	TOTAL	73	256	3071	3327	87	20	41	8	20	103		
	72	230	2907	3137	169	3	13	43	0	15	69		
CHANGE		26 +	164 +	190 +	82 -	1 -	7 +	2 -	8 +	34 +	9 +		
RURAL	73	103	1760	1863	41	2	5	29	7	16	63		
	72	105	1360	1465	45	1	1	19	0	13	29		
CHANGE		2 -	400 +	398 +	4 -	1 +	4 +	10 +	7 +	34 +	15 +		
SHERIFF	73	36	260	296	7	0	0	2	0	1	0		
	72	41	246	287	15	0	0	9	0	1	3		
CHANGE		5 -	14 +	9 +	8 -	0	0	7 -	0	3 -	2 +		
STATF POLICE	73	67	1500	1567	34	2	5	27	7	15	63		
	72	64	1114	1178	30	1	1	10	0	12	26		
CHANGE		3 +	386 +	389 +	4 +	1 +	4 +	17 +	7 +	37 +	13 +		
MUNICIPAL	73	153	1311	1464	46	0	15	12	1	4	40		
	72	125	1547	1672	124	2	12	24	0	2	40		
CHANGE		28 +	236 -	208 -	78 -	2 -	3 +	12 -	1 +	2 +	0		
		PAGE 51											
		PART II ARRESTS BY CHARGE AND AGENCY TYPE				ARSON	FORGERY	FRAUD	EMBEZZLE	STOLEN PROPERTY	VANDAL	ILLEGAL WEAPONS	
		JUVENILE	ADULTS	GRAND TOTAL	OTHER ASSAULTS								
BECKLEY PD	73	133	1249	1382	46	0	15	12	1	0	37		
	72	114	1509	1623	122	2	12	24	0	1	36		
CHANGE		19 +	260 -	241 -	76 -	2 -	3 +	12 -	1 +	1 -	7 -		
HABSCOTT PD	73	1	36	37	0	0	0	0	0	0	1		
	72	11	34	45	2	0	0	0	1	4	0		
CHANGE		10 -	2 +	8 -	2 -	0	0	0	1 -	4 -	1 +		
SOPHIA PD	73	19	26	45	0	0	0	0	4	3	0		
	72	0	4	4	0	0	0	0	0	0	0		
CHANGE		19 +	22 +	41 +	0	0	0	0	4 +	3 +	0		
RANDOLPH COUNTY	TOTAL	73	46	1017	1063	43	3	0	0	1	0		
	72	23	771	794	62	0	1	0	0	3	13		
CHANGE		23 +	246 +	269 +	19 -	0	2 +	0	0	1 +	10 -		
RURAL	73	40	516	556	43	0	3	0	0	1	0		
	72	18	472	490	57	0	1	0	0	0	13		
CHANGE		22 +	44 +	66 +	14 -	0	2 +	0	0	1 +	10 -		
SHERIFF	73	0	5	5	0	0	0	0	0	0	0		
	72	0	0	0	0	0	0	0	0	0	0		
CHANGE		0	5 +	5 +	0	0	0	0	0	0	0		
STATE POLICE	73	40	511	551	43	0	3	0	0	1	0		
	72	18	472	490	57	0	1	0	0	0	13		
CHANGE		22 +	39 +	61 +	14 -	0	2 +	0	0	1 +	10 -		
MUNICIPAL	73	6	501	507	0	0	0	0	0	0	0		
	72	5	299	304	5	0	0	0	0	3	0		
CHANGE		1 +	202 +	203 +	5 -	0	0	0	0	3 -	0		
FLKINS PD	73	6	501	507	0	0	0	0	0	0	0		
	72	5	299	304	5	0	0	0	0	3	0		
CHANGE		1 +	202 +	203 +	5 -	0	0	0	0	3 -	0		
RITCHIE COUNTY	TOTAL	73	6	409	415	43	2	132	0	0	0		
	72	7	433	440	15	0	15	107	0	0	0		
CHANGE		1 -	24 -	25 -	28 +	0	13 -	25 +	0	0	2 +		
RURAL	73	6	409	415	43	0	2	132	0	0	0		
	72	7	433	440	15	0	15	107	0	0	0		
CHANGE		1 -	24 -	25 -	28 +	0	13 -	25 +	0	0	2 +		
SHERIFF	73	0	2	2	0	0	0	0	0	0	0		
	72	1	34	35	0	0	10	1	0	0	0		
CHANGE		1 -	32 -	33 -	0	0	10 -	1 -	0	0	0		
STATE POLICE	73	6	407	413	43	0	2	132	0	0	2		
	72	6	399	405	15	0	5	106	0	0	0		
CHANGE		0	8 +	8 +	28 +	0	3 -	26 +	0	0	2 +		



		PAGE 53 PART II ARRESTS BY CHARGE AND AGENCY TYPE											
		JUVENILE	ADULTS	GRAND TOTAL	OTHER ASSAULTS	ARSON	FORGERY	FRAUD	EMBEZZLE	STOLEN PROPERTY	VANDAL	ILLEGAL WEAPONS	
PENNSBORO PD	MUNICIPAL	73	0	0	0	0	0	0	0	0	0	0	
	72	0	0	0	0	0	0	0	0	0	0	0	
	CHANGE		0	0	0	0	0	0	0	0	0	0	
ROANE COUNTY	MUNICIPAL	73	0	0	0	0	0	0	0	0	0	0	
	72	0	0	0	0	0	0	0	0	0	0	0	
	CHANGE		0	0	0	0	0	0	0	0	0	0	
ROANE COUNTY	TOTAL	73	25	614	639	25	0	11	2	0	1	7	
	72	41	456	497	19	0	13	1	0	1	1	1	
	CHANGE		16 -	158 +	142 +	6 +	0	2 -	1 +	0	0	6 +	
RURAL	73	20	301	321	21	0	10	2	0	0	1	5	
	72	31	190	221	8	0	13	1	0	0	1	1	
	CHANGE		11 -	111 +	100 +	13 +	0	3 -	1 +	0	0	4 +	
SHERIFF	73	7	105	112	15	0	0	1	0	0	0	1	
	72	3	11	14	0	0	1	0	0	0	0	0	
	CHANGE		4 +	94 +	98 +	15 +	0	1 -	1 +	0	0	1 +	
STATE POLICE	73	13	196	209	6	0	10	1	0	0	1	4	
	72	28	179	207	8	0	12	1	0	0	1	1	
	CHANGE		15 -	17 +	2 +	2 -	0	2 -	0	0	0	3 +	
MUNICIPAL	73	5	313	318	4	0	1	0	0	0	0	2	
	72	10	266	276	11	0	0	0	0	1	0	0	
	CHANGE		5 -	47 +	42 +	7 -	0	1 +	0	1 -	0	2 +	
SPENCER PD	73	5	313	318	4	0	1	0	0	0	0	2	
	72	10	266	276	11	0	0	0	0	1	0	0	
	CHANGE		5 -	47 +	42 +	7 -	0	1 +	0	1 -	0	2 +	
SUMMERS COUNTY	TOTAL	73	17	808	825	8	0	2	0	2	1	1	
	72	14	814	828	10	0	0	1	0	2	2	11	
	CHANGE		3 +	6 -	3 -	2 -	0	2 +	1 -	0	2 +	10 -	
RURAL	73	14	200	214	8	0	0	0	2	1	0	0	
	72	10	241	251	3	0	0	1	0	0	1	8	
	CHANGE		4 +	41 -	37 -	5 +	0	0	1 -	0	0	8 -	
SHERIFF	73	0	0	0	0	0	0	0	0	0	0	0	
	72	0	0	0	0	0	0	0	0	0	0	0	
	CHANGE		0	0	0	0	0	0	0	0	0	0	
STATE POLICE	73	14	200	214	8	0	0	0	2	1	0	0	
	72	10	241	251	3	0	0	1	0	0	1	8	
	CHANGE		4 +	41 -	37 -	5 +	0	0	1 -	0	0	8 -	
MUNICIPAL	73	3	608	611	0	0	2	0	0	0	0	1	
	72	4	573	577	7	0	0	0	0	0	1	3	
	CHANGE		1 -	35 +	34 +	7 -	0	2 +	0	0	1 -	2 -	

		PAGE 55 PART II ARRESTS BY CHARGE AND AGENCY TYPE											
		JUVENILE	ADULTS	GRAND TOTAL	OTHER ASSAULTS	ARSON	FORGERY	FRAUD	EMBEZZLE	STOLEN PROPERTY	VANDAL	ILLEGAL WEAPONS	
HINTON PD	73	3	608	611	0	0	2	0	0	0	0	1	
	72	4	573	577	7	0	0	0	0	0	1	3	
	CHANGE		1 -	35 +	34 +	7 -	0	2 +	0	0	1 -	2 -	
TAYLOR COUNTY	TOTAL	73	19	376	395	20	0	3	82	1	0	4	
	72	36	366	402	35	0	2	68	7	0	2	6	
	CHANGE		17 -	10 +	7 -	15 -	0	1 +	14 +	6 -	0	2 -	
RURAL	73	8	231	239	20	0	3	82	1	0	1	4	
	72	25	239	264	35	0	2	68	7	0	2	6	
	CHANGE		17 -	8 -	25 -	15 -	0	1 +	14 +	6 -	0	2 -	
SHERIFF	73	7	130	137	20	0	3	5	1	0	0	2	
	72	23	137	160	31	0	0	1	7	0	0	4	
	CHANGE		16 -	7 -	23 -	11 -	0	3 +	4 +	6 -	0	2 -	
STATE POLICE	73	1	101	102	0	0	0	77	0	0	1	2	
	72	2	102	104	4	0	2	67	0	0	2	2	
	CHANGE		1 -	1 -	2 -	4 -	0	2 -	10 +	0	1 -	0	
MUNICIPAL	73	11	145	156	0	0	0	0	0	0	0	0	
	72	11	127	138	0	0	0	0	0	0	0	0	
	CHANGE		0	18 +	18 +	0	0	0	0	0	0	0	
GRAFTON PD	73	11	145	156	0	0	0	0	0	0	0	0	
	72	11	127	138	0	0	0	0	0	0	0	0	
	CHANGE		0	18 +	18 +	0	0	0	0	0	0	0	
TUCKER COUNTY	TOTAL	73	18	183	201	27	0	1	28	1	0	1	
	72	11	263	274	24	0	0	13	0	0	8	2	
	CHANGE		7 +	80 -	73 -	3 +	0	1 +	15 +	1 +	0	1 -	
RURAL	73	12	142	154	24	0	1	28	1	0	11	1	
	72	10	183	193	23	0	0	13	0	0	6	1	
	CHANGE		2 +	41 -	39 -	1 +	0	1 +	15 +	1 +	5 +	0	
SHERIFF	73	2	19	21	1	0	0	0	1	0	0	0	
	72	1	25	26	3	0	0	0	0	0	0	0	
	CHANGE		1 +	6 -	5 -	2 -	0	0	0	1 +	0	0	
STATE POLICE	73	10	123	133	23	0	1	28	0	0	11	1	
	72	9	158	167	20	0	0	13	0	0	6	1	
	CHANGE		1 +	35 -	34 -	3 +	0	1 +	15 +	0	5 +	0	
MUNICIPAL	73	6	41	47	3	0	0	0	0	0	0	0	
	72	1	80	81	1	0	0	0	0	0	2	1	
	CHANGE		5 +	39 -	34 -	2 +	0	0	0	0	2 -	1	
PARSONS PD	73	0	17	17	0	0	0	0	0	0	0	0	
	72	1	37	38	0	0	0	0	0	0	0	0	
	CHANGE		1 -	20 -	21 -	0	0	0	0	0	0	0	





		PAGE 57										
		PART II ARRESTS BY CHARGE AND AGENCY TYPE				ARSON	FORGERY	FRAUD	EMBEZZLE	STOLEN PROPERTY	VANDAL	ILLEGAL WEAPONS
		JUVENILE	ADULTS	GRAND TOTAL	OTHER ASSAULTS							
THOMAS PD	TOTAL	73	6	24	30	3	0	0	0	0	0	
	CHANGE	72	0 +	43 -	43 -	1 +	0	0	0	0	0	
TYLER COUNTY	TOTAL	73	9	163	172	12	0	1	8	0	0	
	CHANGE	72	14 -	120 +	134 +	13 -	0	3 -	11 -	0	3	
	RURAL	73	7	55	62	12	0	1	8	0	0	
	CHANGE	72	3 +	65 -	68 -	13 -	0	2 -	11 -	0	1	
	SHERIFF	73	0	3	3	0	0	0	0	0	1	
	CHANGE	72	0	0 +	0 +	0	0	0	0	0	1 +	
	STATE POLICE	73	7	52	59	12	0	1	8	0	0	
	CHANGE	72	3 +	65 -	68 -	13 -	0	3 -	11 -	0	1	
	MUNICIPAL	73	2	108	110	0	0	0	0	0	0	
	CHANGE	72	11 -	55 +	66 +	0	0	0	0	0	0	
PADEN CITY PD	TOTAL	73	0	91	91	0	0	0	0	0	0	
	CHANGE	72	0	42 +	42 +	0	0	0	0	0	0	
SISTERSVILLE PD	TOTAL	73	2	17	19	0	0	0	0	0	0	
	CHANGE	72	11 -	10 +	21 -	0	0	0	0	2 -	0	
MIDDLEBORNE PD	TOTAL	73	0	0	0	0	0	0	0	0	0	
	CHANGE	72	0	3 -	3 -	0	0	0	0	0	0	
UPSHUR COUNTY	TOTAL	73	28	721	749	53	0	1	20	0	10	
	CHANGE	72	30 -	505 +	535 +	37 +	0	3 -	11 +	0	6 +	
	RURAL	73	20	535	555	52	0	1	20	0	10	
	CHANGE	72	25 -	180 +	175 +	16 +	0	2 -	9 +	0	4 +	
	SHERIFF	73	1	275	276	19	0	0	0	0	0	
	CHANGE	72	6 -	36 +	42 +	1 +	0	0	0	0	0	
	STATE POLICE	73	19	260	279	33	0	1	20	0	10	
	CHANGE	72	19 -	319 +	338 +	35 +	0	3 -	11 +	0	5 +	
	MUNICIPAL	73	8	186	194	1	0	0	0	0	0	
	CHANGE	72	3 +	150 +	155 +	1	0	0	0	0	0	
BUCKHANNON PD	TOTAL	73	8	186	194	1	0	0	0	0	0	
	CHANGE	72	3 +	150 +	155 +	1	0	0	0	0	0	
WAYNE COUNTY	TOTAL	73	79	1026	1105	9	1	0	1	2	3	
	CHANGE	72	52 +	968 +	1020 +	20 -	6 -	0	1	0	3	
	RURAL	73	77	649	726	7	0	0	1	2	3	
	CHANGE	72	35 +	551 +	586 +	18 -	6 -	0	0	4 -	1 -	
	SHERIFF	73	46	384	430	2	0	0	0	1	2	
	CHANGE	72	11 +	167 +	178 +	0	2 -	0	0	2 -	1	
	STATE POLICE	73	31	265	296	5	0	0	1	1	5	
	CHANGE	72	24 +	384 -	408 -	18 -	4 -	0	0	2 -	8 -	
	MUNICIPAL	73	2	377	379	2	1	0	0	0	0	
	CHANGE	72	17 -	417 +	434 +	2	0	0	1	0	0	
CERFORD PD	TOTAL	73	2	132	134	2	1	0	0	0	0	
	CHANGE	72	17 -	86 +	103 +	2	0	0	0	0	0	
KENOVA PD	TOTAL	73	0	228	228	0	0	0	0	0	0	
	CHANGE	72	0	309 -	309 -	0	0	0	1 -	0	0	
WAYNE PD	TOTAL	73	0	0	0	0	0	0	0	0	0	
	CHANGE	72	0	0	0	0	0	0	0	0	0	
FORT GAY PD	TOTAL	73	0	17	17	0	0	0	0	0	0	
	CHANGE	72	0	22 -	22 -	0	0	0	0	0	0	
WFBSTER COUNTY	TOTAL	73	36	399	435	31	0	0	17	0	4	
	CHANGE	72	16 +	289 +	305 +	18 +	1 -	1 -	5 +	0	7	
	RURAL	73	35	289	324	31	0	0	17	0	4	
	CHANGE	72	14 +	166 +	180 +	13 +	1 -	1 -	5 +	0	3	

COML VICE	SEX OFFENSES	PART II		ARRESTS BY CHARGE		PAGE 58		DISORD CONDUCT	VAGRANCY	OTHER OFFENSES	SUSPICION	CURFEW LOITER	RUN-AWAYS
		NARCOTIC AND DRUG	GAMBLING	FAMILY OFFENSES	DRIVING UND INFL	LIQUOR LAWS	AND AGENCY TYPE DRUNK-ENNESS						
0	0	0	0	0	5	1	12	1	0	4	0	0	4
0	0	0	0	0	3	2	24	8	0	2	0	0	0
0	0	0	0	0	2 +	1 -	12 -	7 -	0	2 +	0	0	4 +
0	1	4	0	2	15	1	88	33	0	2	0	1	3
0	1	0	0	2	15	0	49	15	0	12	0	6	3
0	0	4 +	0	0	0	1 +	39 +	18 +	0	10 -	0	5 -	0
0	1	4	0	2	9	1	20	0	0	0	0	0	3
0	1	0	0	2	13	0	16	0	0	6	0	0	1
0	0	4 +	0	0	4 -	1 +	4 +	0	0	6 -	0	0	2 +
0	1	0	0	0	0	0	1	0	0	0	0	0	0
0	0	0	0	0	0	0	0	0	0	0	0	0	0
0	1 +	0	0	0	0	0	1 +	0	0	0	0	0	0
0	0	4	0	2	9	1	19	0	0	0	0	0	3
0	1	0	0	2	13	0	16	0	0	6	0	0	1
0	1 -	4 +	0	0	4 -	1 +	3 +	0	0	6 -	0	0	2 +
0	0	0	0	0	6	0	68	33	0	2	0	1	0
0	0	0	0	0	2	0	33	15	0	6	0	6	2
0	0	0	0	0	4 +	0	35 +	18 +	0	4 -	0	5 -	2 -
0	0	0	0	0	4	0	54	33	0	0	0	0	0
0	0	0	0	0	1	0	25	13	0	3	0	0	0
0	0	0	0	0	3 +	0	29 +	20 +	0	3 -	0	0	0
0	0	0	0	0	2	0	14	0	0	2	0	1	0
0	0	0	0	0	1	0	5	2	0	3	0	6	2
0	0	0	0	0	1 +	0	9 +	2 -	0	1 -	0	5 -	2 -
0	0	0	0	0	0	0	0	0	0	0	0	0	0
0	0	0	0	0	0	0	3	0	0	0	0	0	0
0	0	0	0	0	0	0	3 -	0	0	0	0	0	0
0	0	11	0	3	85	8	278	5	0	265	0	0	3
0	4	5	0	5	125	1	269	8	1	53	0	0	2
0	4 -	6 +	0	2 -	40 -	7 +	9 +	3 -	1 -	212 +	0	0	1 +
0	0	11	0	2	73	8	106	0	0	262	0	0	3
0	4	5	0	5	114	1	135	0	0	53	0	0	2
0	4 -	6 +	0	3 -	41 -	7 +	29 -	0	0	209 +	0	0	1 +
0	0	0	0	0	6	0	35	0	0	216	0	0	0
0	0	0	0	0	13	0	15	0	0	11	0	0	1
0	0	0	0	0	7 -	0	20 +	0	0	205 +	0	0	1 -
0	0	11	0	2	67	8	71	0	0	46	0	0	3
0	4	5	0	5	101	1	120	0	0	42	0	0	1
0	4 -	6 +	0	3 -	34 -	7 +	49 -	0	0	4 +	0	0	2 +

COML VICE	SEX OFFENSES	PART II		ARRESTS BY CHARGE		PAGE 60		DISORD CONDUCT	VAGRANCY	OTHER OFFENSES	SUSPICION	CURFEW LOITER	RUN-AWAYS
		NARCOTIC AND DRUG	GAMBLING	FAMILY OFFENSES	DRIVING UND INFL	LIQUOR LAWS	AND AGENCY TYPE DRUNK-ENNESS						
0	0	0	0	1	12	0	172	5	0	3	0	0	0
0	0	0	0	0	11	0	134	8	1	0	0	0	0
0	0	0	0	1 +	1 +	0	38 +	3 -	1 -	3 +	0	0	0
0	0	0	0	1	12	0	172	5	0	3	0	0	0
0	0	0	0	0	11	0	134	8	1	0	0	0	0
0	0	0	0	1 +	1 +	0	38 +	3 -	1 -	3 +	0	0	0
0	3	3	8	25	45	1	896	18	0	63	0	0	20
0	1	6	0	5	73	17	815	8	0	38	0	0	15
0	2 +	3 -	8 +	20 +	28 -	16 -	81 +	10 +	0	25 +	0	0	5 +
0	3	3	8	24	42	1	569	0	0	36	0	0	20
0	1	2	0	3	44	17	443	0	0	25	0	0	14
0	2 +	1 +	8 +	21 +	2 -	16 -	126 +	0	0	11 +	0	0	6 +
0	0	2	0	22	11	1	372	0	0	0	0	0	15
0	1	0	0	0	10	1	156	0	0	0	0	0	5
0	1 -	2 +	0	22 +	1 +	0	216 +	0	0	0	0	0	10 +
0	3	1	8	2	31	0	197	0	0	36	0	0	5
0	0	2	0	3	34	16	287	0	0	25	0	0	9
0	3 +	1 -	8 +	1 -	3 -	16 -	90 -	0	0	11 +	0	0	4 -
0	0	0	0	1	3	0	327	18	0	27	0	0	0
0	0	4	0	2	29	0	372	8	0	13	0	0	1
0	0	4 -	0	1 -	26 -	0	45 -	10 +	0	14 +	0	0	1 -
0	0	0	0	1	1	0	101	3	0	25	0	0	0
0	0	4	0	2	2	0	79	7	0	4	0	0	1
0	0	4 -	0	1 -	1 -	0	22 +	4 -	0	21 +	0	0	1 -
0	0	0	0	0	2	0	210	15	0	1	0	0	0
0	0	0	0	0	27	0	280	1	0	0	0	0	0
0	0	0	0	0	25 -	0	70 -	14 +	0	1 +	0	0	0
0	0	0	0	0	0	0	0	0	0	0	0	0	0
0	0	0	0	0	0	0	0	0	0	0	0	0	0
0	0	0	0	0	0	0	0	0	0	0	0	0	0
0	0	0	0	0	0	0	0	0	0	0	0	0	0
0	0	0	0	0	0	0	16	0	0	1	0	0	0
0	0	0	0	0	0	0	13	0	0	9	0	0	0
0	0	0	0	0	0	0	3 +	0	0	8 -	0	0	0
0	0	6	0	16	11	0	231	7	2	80	0	0	26
0	1	15	0	19	22	1	176	8	2	22	0	1	3
0	1 -	9 -	0	3 -	11 -	1 -	55 +	1 -	0	58 +	0	1 -	23 +
0	0	6	0	16	11	0	120	7	2	80	0	0	26
0	1	15	0	19	16	1	59	6	2	22	0	1	3
0	1 -	9 -	0	3 -	5 -	1 -	81 +	1 +	0	58 +	0	1 -	23 +

		PAGE 61 PART II ARRESTS BY CHARGE AND GRAND AGENCY TYPE JUVENILE ADULTS TOTAL OTHER ASSAULTS			ARSON	FORGERY	FRAUD	EMBEZZLE	STOLEN PROPERTY	VANDAL	ILLEGAL WEAPONS
SHERIFF	73	22	83	105	0	0	0	0	0	0	0
	72	1	13	14	0	0	0	0	0	0	0
CHANGE		21 +	70 +	91 +	0	0	0	0	0	0	0
STATE POLICE	73	13	206	219	31	0	17	0	0	4	4
	72	13	153	166	18	1	5	0	0	7	3
CHANGE		0	53 +	53 +	13 +	1 -	12 +	0	0	3 -	1 +
MUNICIPAL	73	1	110	111	0	0	0	0	0	0	0
	72	2	123	125	0	0	0	0	0	0	0
CHANGE		1 -	13 -	14 -	0	0	0	0	0	0	0
WEBSTER SPRINGS PD	73	1	110	111	0	0	0	0	0	0	0
	72	2	123	125	0	0	0	0	0	0	0
CHANGE		1 -	13 -	14 -	0	0	0	0	0	0	0
COMEN PD	73	0	0	0	0	0	0	0	0	0	0
	72	0	0	0	0	0	0	0	0	0	0
CHANGE		0	0	0	0	0	0	0	0	0	0

MEYER COUNTY	TOTAL	73	43	331	374	2	3	2	71	0	3	0	6
	72	82	293	375	12	6	5	37	1	1	12	2	2
CHANGE		39 -	38 +	1 +	10 -	3 -	3 -	34 +	1 -	2 +	12 -	4 +	4 +

RURAL	73	9	209	218	2	3	1	71	0	0	0	6
	72	19	155	174	12	4	5	37	1	1	0	2
CHANGE		10 -	54 +	44 +	10 -	1 -	4 -	34 +	1 -	1 -	0	4 +
SHERIFF	73	0	1	1	0	0	0	0	0	0	0	0
	72	6	11	17	2	0	0	0	1	0	0	0
CHANGE		6 -	10 -	16 -	2 -	0	0	0	1 -	0	0	0
STATE POLICE	73	9	208	217	2	3	1	71	0	0	0	6
	72	13	144	157	10	4	5	37	0	1	0	2
CHANGE		4 -	64 +	60 +	8 -	1 -	4 -	34 +	0	1 -	0	4 +
MUNICIPAL	73	34	122	156	0	0	1	0	0	3	0	0
	72	63	138	201	0	2	0	0	0	0	12	0
CHANGE		29 -	16 -	45 -	0	2 -	1 +	0	0	3 +	12 -	0
HUNDRED PD	73	0	0	0	0	0	0	0	0	0	0	0
	72	0	4	4	0	0	0	0	0	0	0	0
CHANGE		0	4 -	4 -	0	0	0	0	0	0	0	0
NFW MARTINSVILLE PD	73	34	122	156	0	0	1	0	0	3	0	0
	72	63	134	197	0	2	0	0	0	0	12	0
CHANGE		29 -	12 -	41 -	0	2 -	1 +	0	0	3 +	12 -	0
PINE GROVE PD	73	0	0	0	0	0	0	0	0	0	0	0
	72	0	0	0	0	0	0	0	0	0	0	0
CHANGE		0	0	0	0	0	0	0	0	0	0	0

		PAGE 63 PART II ARRESTS BY CHARGE AND GRAND AGENCY TYPE JUVENILE ADULTS TOTAL OTHER ASSAULTS			ARSON	FORGERY	FRAUD	EMBEZZLE	STOLEN PROPERTY	VANDAL	ILLEGAL WEAPONS	
WIRT COUNTY	TOTAL	73	11	83	94	4	0	0	0	1	3	0
	72	8	124	134	2	0	0	37	0	0	2	0
CHANGE		3 +	43 -	40 -	2 +	0	0	37 -	0	1 +	1 +	0

RURAL	73	11	83	94	4	0	0	0	0	1	3	0
	72	8	124	134	2	0	0	37	0	0	2	0
CHANGE		3 +	43 -	40 -	2 +	0	0	37 -	0	1 +	1 +	0
SHERIFF	73	0	0	0	0	0	0	0	0	0	0	0
	72	0	0	0	0	0	0	0	0	0	0	0
CHANGE		0	0	0	0	0	0	0	0	0	0	0
STATE POLICE	73	11	83	94	4	0	0	0	0	1	3	0
	72	8	124	134	2	0	0	37	0	0	2	0
CHANGE		3 +	43 -	40 -	2 +	0	0	37 -	0	1 +	1 +	0

WOOD COUNTY	TOTAL	73	179	2305	2484	125	3	8	16	0	4	24	21
	72	96	2343	2439	53	2	17	15	0	3	10	19	19
CHANGE		83 +	38 -	45 +	72 +	1 +	9 -	1 +	0	1 +	14 +	2 +	2 +

RURAL	73	57	624	681	23	2	3	5	0	2	3	5
	72	24	314	338	27	1	5	7	0	1	4	4
CHANGE		33 +	310 +	343 +	4 -	1 +	2 -	2 -	0	1 +	1 -	1 +
SHERIFF	73	36	332	368	13	0	3	4	0	2	3	3
	72	11	118	129	14	1	0	5	0	1	2	2
CHANGE		25 +	214 +	239 +	1 -	1 -	3 +	1 -	0	1 +	1 +	1 +
STATE POLICE	73	21	292	313	10	2	0	1	0	0	0	2
	72	13	196	209	13	0	5	2	0	0	2	2
CHANGE		8 +	96 +	104 +	3 -	2 +	5 -	1 -	0	0	2 -	0
MUNICIPAL	73	122	1681	1803	102	1	5	11	0	2	21	16
	72	72	2029	2101	26	1	12	8	0	2	6	19
CHANGE		50 +	348 -	298 -	76 +	0	7 -	3 +	0	0	15 +	1 +
PARKERSBURG PD	73	57	1615	1712	101	0	5	11	0	2	21	16
	72	47	1974	2021	23	1	12	7	0	2	4	12
CHANGE		50 +	359 -	309 -	78 +	1 -	7 -	4 +	0	0	17 +	4 +
VIENNA PD	73	15	46	61	0	1	0	0	0	0	0	0
	72	12	26	38	0	0	0	0	0	0	0	0
CHANGE		3 +	20 +	23 +	0	1 +	0	0	0	0	0	0
WILLIAMSTOWN PD	73	10	20	30	1	0	0	0	0	0	0	0
	72	13	29	42	3	0	0	1	0	0	2	3
CHANGE		3 -	9 -	12 -	2 -	0	0	1 -	0	0	2 -	3 -
WYOMING COUNTY	TOTAL	73	28	632	660	25	0	18	0	0	0	4
	72	31	544	575	38	0	4	12	0	7	0	1
CHANGE		3 -	88 +	85 +	13 -	0	4 -	6 +	0	7 -	0	3 +

COML VICE	SEX OFFENSES	PART II		ARRESTS BY CHARGE		PAGE 62		DISORD CONDUCT	VAGRANCY	OTHER OFFENSES	SUSPICION	CURFEN LOITER	RUN-AWAYS
		NARCOTIC AND DRUG	GAMBLING	FAMILY OFFENSES	DRIVING UND INFL	LIQUOR LAWS	AND AGENCY TYPE						
0	0	1	0	3	0	0	68	0	0	11	0	0	22
0	0	0	0	1	1	0	10	1	0	0	0	0	0
0	0	0	0	2 +	1 -	0	58 +	1 -	0	11 +	0	0	22 +
0	0	5	0	13	11	0	52	7	2	69	0	0	4
0	1	14	0	18	15	1	49	5	2	22	0	1	3
0	1 -	9 -	0	5 -	4 -	1 -	3 +	2 +	0	47 +	0	1 -	1 +
0	0	0	0	0	0	0	111	0	0	0	0	0	0
0	0	0	0	0	6	0	117	2	0	0	0	0	0
0	0	0	0	0	6 -	0	6 -	2 -	0	0	0	0	0
0	0	0	0	0	0	0	111	0	0	0	0	0	0
0	0	0	0	0	6	0	117	2	0	0	0	0	0
0	0	0	0	0	6 -	0	6 -	2 -	0	0	0	0	0
0	0	0	0	0	0	0	0	0	0	0	0	0	0
0	0	0	0	0	0	0	0	0	0	0	0	0	0
0	0	0	0	0	0	0	0	0	0	0	0	0	0
0	0	0	0	0	0	0	0	0	0	0	0	0	0
0	0	32	1	0	40	16	171	2	2	12	0	8	3
0	1	3	0	1	33	2	169	10	4	33	0	21	22
0	1 -	29 +	1 +	1 -	7 +	14 +	2 +	8 -	2 -	21 -	0	13 -	19 -
0	0	22	1	0	21	3	78	0	0	9	0	0	1
0	1	1	0	1	17	2	68	0	0	10	0	0	12
0	1 -	21 +	1 +	1 -	4 +	1 +	10 +	0	0	1 -	0	0	11 -
0	0	1	0	0	0	0	0	0	0	0	0	0	0
0	0	0	0	0	0	0	9	0	0	0	0	0	5
0	0	1 +	0	0	0	0	9 -	0	0	0	0	0	5 -
0	0	21	1	0	21	3	78	0	0	9	0	0	1
0	1	1	0	1	17	2	59	0	0	10	0	0	7
0	1 -	20 +	1 +	1 -	4 +	1 +	19 +	0	0	1 -	0	0	6 -
0	0	10	0	0	19	13	93	2	2	3	0	8	2
0	0	2	0	0	16	0	101	10	4	23	0	21	10
0	0	8 +	0	0	3 +	13 +	8 -	8 -	2 -	20 -	0	13 -	8 -
0	0	0	0	0	0	0	0	0	0	0	0	0	0
0	0	0	0	0	0	0	4	0	0	0	0	0	0
0	0	0	0	0	0	0	4 -	0	0	0	0	0	0
0	0	10	0	0	19	13	93	2	2	3	0	8	2
0	0	2	0	0	16	0	97	10	4	23	0	21	10
0	0	8 +	0	0	3 +	13 +	4 -	8 -	2 -	20 -	0	13 -	8 -
0	0	0	0	0	0	0	0	0	0	0	0	0	0
0	0	0	0	0	0	0	0	0	0	0	0	0	0
0	0	0	0	0	0	0	0	0	0	0	0	0	0

COML VICE	SEX OFFENSES	PART II		ARRESTS BY CHARGE		PAGE 64		DISORD CONDUCT	VAGRANCY	OTHER OFFENSES	SUSPICION	CURFEN LOITER	RUN-AWAYS
		NARCOTIC AND DRUG	GAMBLING	FAMILY OFFENSES	DRIVING UND INFL	LIQUOR LAWS	AND AGENCY TYPE						
0	0	2	0	1	10	0	37	0	0	31	0	0	5
0	2 -	2 +	0	14	8	1	48	1	0	16	0	0	3
0	2 -	2 +	0	13 -	2 +	1 -	11 -	1 -	0	15 +	0	0	2 +
0	0	2	0	1	10	0	37	0	0	31	0	0	5
0	2 -	2 +	0	14	8	1	48	1	0	16	0	0	3
0	2 -	2 +	0	13 -	2 +	1 -	11 -	1 -	0	15 +	0	0	2 +
0	0	0	0	0	0	0	0	0	0	0	0	0	0
0	0	0	0	0	0	0	0	0	0	0	0	0	0
0	0	0	0	0	0	0	0	0	0	0	0	0	0
0	0	2	0	1	10	0	37	0	0	31	0	0	5
0	2 -	2 +	0	14	8	1	48	1	0	16	0	0	3
0	2 -	2 +	0	13 -	2 +	1 -	11 -	1 -	0	15 +	0	0	2 +
6	10	87	16	9	136	13	1545	26	5	357	0	7	66
2	7	22	13	3	184	11	1746	15	5	274	0	5	33
4 +	3 +	65 +	3 +	6 +	48 -	2 +	201 -	11 +	0	83 +	0	2 +	33 +
0	1	37	1	7	47	3	228	3	0	288	0	0	23
0	2	7	0	3	47	0	145	1	1	73	0	1	9
0	1 -	30 +	1 +	4 +	0	3 +	83 +	2 +	1 -	215 +	0	1 -	14 +
0	0	7	1	6	11	3	58	3	0	192	0	0	19
0	2	7	0	3	11	0	51	1	0	23	0	0	6
0	2 -	0	1 +	3 +	0	3 +	47 +	2 +	0	169 +	0	0	13 +
0	1	30	1	1	36	0	130	0	0	96	0	0	4
0	0	0	0	0	36	0	94	0	1	50	0	1	3
0	1 +	30 +	0	1 +	0	0	36 +	0	1 -	46 +	0	1 -	1 +
6	9	50	15	2	89	10	1317	23	5	69	0	7	43
2	5	15	13	0	137	11	1601	14	4	201	0	4	24
4 +	4 +	35 +	2 +	2 +	48 -	1 -	284 -	9 +	1 +	132 -	0	3 +	19 +
6	8	48	15	2	64	9	1293	15	5	61	0	0	30
2	5	10	13	0	120	11	1577	12	4	195	0	0	11
4 +	3 +	38 +	2 +	2 +	56 -	2 -	284 -	3 +	1 +	134 -	0	0	19 +
0	1	0	0	0	22	0	20	2	0	2	0	0	13
0	0	4	0	0	10	0	11	0	0	2	0	0	11
0	1 +	4 -	0	0	12 +	0	9 +	2 +	0	0	0	0	2 +
0	0	2	0	0	3	1	4	6	0	6	0	7	0
0	0	1	0	0	7	0	13	2	0	4	0	4	2
0	0	1 +	0	0	4 -	1 +	9 -	4 +	0	2 +	0	3 +	2 -
0	0	1	14	2	18	1	413	25	0	136	0	0	3
0	0	5	8	1	33	0	324	15	0	99	0	0	7
0	0	4 -	6 +	1 +	15 -	1 +	89 +	10 -	1 -	37 +	0	0	4 -

		PAGE 65 PART II ARRESTS BY CHARGE AND AGENCY TYPE				ARSON	FORGERY	FRAUD	EMBEZZLE	STOLEN PROPERTY	VANDAL	ILLEGAL WEAPONS
		JUVENILE	ADULTS	GRAND TOTAL	OTHER ASSAULTS							
RURAL	73	19	337	356	8	0	0	18	0	0	0	1
	72	26	359	385	33	0	3	12	0	4	0	0
CHANGE		7 -	22 -	29 -	25 -	0	3 -	6 +	0	4 -	0	1 +
SHERIFF	73	16	223	239	0	0	0	0	0	0	0	1
	72	10	93	103	0	0	0	0	0	0	0	0
CHANGE		6 +	130 +	136 +	0	0	0	0	0	0	0	1 +
STATE POLICE	73	3	114	117	8	0	0	18	0	0	0	0
	72	16	266	282	33	0	3	12	0	4	0	0
CHANGE		13 -	152 -	165 -	25 -	0	3 -	6 +	0	4 -	0	0
MUNICIPAL	73	9	295	304	17	0	0	0	0	0	0	3
	72	5	185	190	5	0	1	0	0	3	0	1
CHANGE		4 +	110 +	114 +	12 +	0	1 -	0	0	3 -	0	2 +
MULLENS PD	73	0	0	0	0	0	0	0	0	0	0	0
	72	2	3	5	0	0	0	0	0	2	0	0
CHANGE		2 -	3 -	5 -	0	0	0	0	0	2 -	0	0
PINEVILLE PD	73	0	46	46	0	0	0	0	0	0	0	0
	72	0	55	55	0	0	0	0	0	0	0	0
CHANGE		0	9 -	9 -	0	0	0	0	0	0	0	0
OCEANA PD	73	9	249	258	17	0	0	0	0	0	0	3
	72	3	127	130	5	0	1	0	0	1	0	1
CHANGE		6 +	122 +	128 +	12 +	0	1 -	0	0	1 -	0	2 +

COML VICE	SEX OFFENSES	PART II		ARRESTS BY CHARGE		PAGE 66		AGENCY TYPE DRUNK- ENNESS	DISORD CONDUCT	VAGRANCY	OTHER OFFENSES	SUSPICION	CURFEW LOITER	RUN- AWAYS
		NARCOTIC AND DRUG	GAMBLING	FAMILY OFFENSES	DRIVING UND INFL	LIQUOR LAWS	AND							
0	0	0	13	2	10	0	179	19	0	103	0	0	0	3
0	0	0	8	0	16	0	176	35	1	90	0	0	0	7
0	0	0	5 +	2 +	6 -	0	3 +	16 -	1 -	13 +	0	0	0	4 -
0	0	0	0	0	2	0	152	0	0	82	0	0	0	2
0	0	0	0	0	1	0	56	2	1	39	0	0	0	4
0	0	0	0	0	1 +	0	96 +	2 -	1 -	43 +	0	0	0	2 -
0	0	0	13	2	8	0	27	19	0	21	0	0	0	1
0	0	0	8	0	15	0	120	33	0	51	0	0	0	3
0	0	0	5 +	2 +	7 -	0	93 -	14 -	0	30 -	0	0	0	2 -
0	0	1	1	0	8	1	234	6	0	33	0	0	0	0
0	0	5	0	1	17	0	148	0	0	9	0	0	0	0
0	0	4 -	1 +	1 -	9 -	1 +	86 +	6 +	0	24 +	0	0	0	0
0	0	0	0	0	0	0	0	0	0	0	0	0	0	0
0	0	0	0	0	0	0	3	0	0	0	0	0	0	0
0	0	0	0	0	0	0	3 -	0	0	0	0	0	0	0
0	0	0	0	0	0	0	46	0	0	0	0	0	0	0
0	0	0	0	0	0	0	55	0	0	0	0	0	0	0
0	0	0	0	0	0	0	9 -	0	0	0	0	0	0	0
0	0	1	1	0	8	1	188	6	0	33	0	0	0	0
0	0	5	0	1	17	0	90	0	0	9	0	0	0	0
0	0	4 -	1 +	1 -	9 -	1 +	98 +	6 +	0	24 +	0	0	0	0











